

## PHOTOGRAPHS OF THE TEST CONFIGURATION

CONDUCTED EMISSION TEST

(For Bluetooth)



CONDUCTED EMISSION TEST  
(For WLAN)




CONDUCTED EMISSION TEST  
(For NFC)



RADIATED EMISSION TEST  
(For WLAN 2.4GHz)




RADIATED EMISSION TEST  
(For WLAN 5GHz Band 1)




RADIATED EMISSION TEST  
(For WLAN 5GHz Band 2)



RADIATED EMISSION TEST  
(For WLAN 5GHz Band 3)



RADIATED EMISSION TEST  
(For WLAN 5GHz Band 4)







## RADIATED EMISSION TEST (For Bluetooth)



# RADIATED EMISSION TEST (For NFC)







A D T

(WWAN)

(PART 22)

RADIATED EMISSION TEST



(CDMA)





A D T


### RADIATED EMISSION TEST (LTE Band 26)





A D T



## ERP EMISSION TEST (CDMA)







A D T

## ERP EMISSION TEST (LTE Band 26)



(PART 24)


RADIATED EMISSION TEST







A D T

### EIRP EMISSION TEST







(PART 27)  
RADIATED EMISSION TEST  
(MODE A)



## RADIATED EMISSION TEST (MODE B)





A D T

### EIRP EMISSION TEST

