
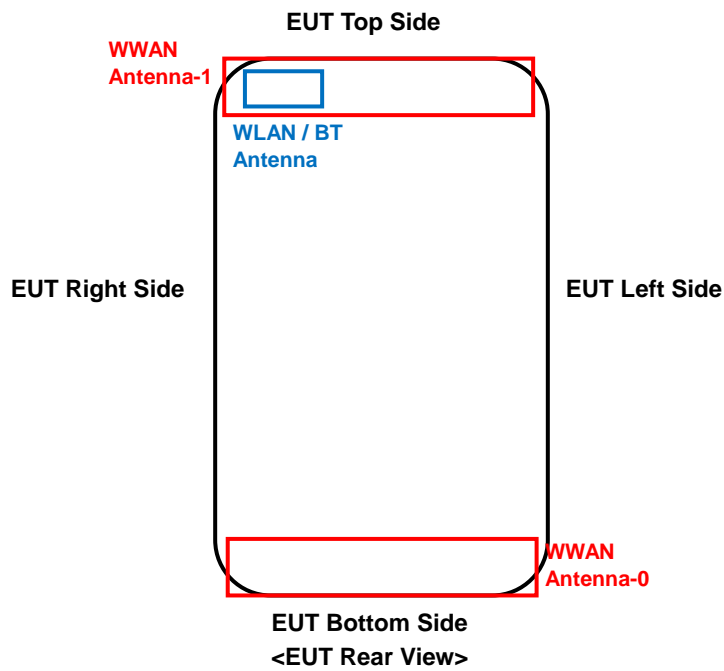


<Photographs of EUT>



<Antenna Location>



The separation distance for antenna to edge:


Antenna	To Top Side (mm)	To Bottom Side (mm)	To Left Side (mm)	To Right Side (mm)
WWAN Ant-0	135.9	0	0	0
WWAN Ant-1	0	134.6	0	0
WLAN / BT	2.5	135.6	35	3

Note :


- Both GSM/WCDMA/CDMA/LTE B7 and LTE B4/B13 can transmit through either antenna-0 or antenna-1. Therefore, if GSM/WCDMA/CDMA/LTE B7 transmit from an antenna at a time, and the LTE B4/B13 will transmit through the other antenna.
- The WLAN and BT cannot transmit simultaneously.

FCC SAR Test Report


<Photographs of SAR Setup>




Right Cheek



Right Tilted




Left Cheek



Left Tilted


FCC SAR Test Report




Front Face of EUT with 1.0 cm Gap



Rear Face of EUT with 1.0 cm Gap



Left Side of EUT with 1.0 cm Gap



Right Side of EUT with 1.0 cm Gap



Top Side of EUT with 1.0 cm Gap



Bottom Side of EUT with 1.0 cm Gap