



## **Appendix B. SAR Plots of SAR Measurement**

The SAR plots for highest measured SAR in each exposure configuration, wireless mode and frequency band combination, and measured SAR > 1.5 W/kg are shown as follows.

## P01 GSM850\_GPRS12\_Left Cheek\_Ch251\_Sample1\_Ant0

### DUT: 131023C26


Communication System: GPRS12; Frequency: 848.8 MHz; Duty Cycle: 1:2  
Medium: H835\_1127 Medium parameters used:  $f = 849$  MHz;  $\sigma = 0.905$  S/m;  $\epsilon_r = 42.87$ ;  $\rho = 1000$  kg/m<sup>3</sup>  
Ambient Temperature : 21.8 °C; Liquid Temperature : 21.3 °C

#### DASY5 Configuration:

- Probe: EX3DV4 - SN3650; ConvF(9.37, 9.37, 9.37); Calibrated: 2013/04/30;
- Sensor-Surface: 2mm (Mechanical Surface Detection)
- Electronics: DAE3 Sn360; Calibrated: 2013/01/30
- Phantom: SAM Phantom\_Front; Type: SAM V4.0; Serial: TP 1654
- Measurement SW: DASY52, Version 52.8 (7); SEMCAD X Version 14.6.10 (7164)

- **Area Scan (61x111x1):** Interpolated grid: dx=1.500 mm, dy=1.500 mm  
Maximum value of SAR (interpolated) = 0.341 W/kg

- **Zoom Scan (5x5x7)/Cube 0:** Measurement grid: dx=8mm, dy=8mm, dz=5mm  
Reference Value = 6.232 V/m; Power Drift = -0.08 dB  
Peak SAR (extrapolated) = 0.358 W/kg  
**SAR(1 g) = 0.289 W/kg; SAR(10 g) = 0.224 W/kg**  
Maximum value of SAR (measured) = 0.326 W/kg



## P02 GSM1900\_GPRS12\_Right Cheek\_Ch661\_Sample1\_Ant1

### DUT: 131023C26


Communication System: GPRS12; Frequency: 1880 MHz; Duty Cycle: 1:2  
Medium: H1900\_1125 Medium parameters used:  $f = 1880$  MHz;  $\sigma = 1.378$  S/m;  $\epsilon_r = 39.541$ ;  $\rho = 1000$  kg/m<sup>3</sup>  
Ambient Temperature : 21.6 °C; Liquid Temperature : 20.8 °C

#### DASY5 Configuration:

- Probe: EX3DV4 - SN3650; ConvF(7.73, 7.73, 7.73); Calibrated: 2013/04/30;
- Sensor-Surface: 2mm (Mechanical Surface Detection)
- Electronics: DAE3 Sn360; Calibrated: 2013/01/30
- Phantom: SAM Phantom\_Left; Type: SAM V4.0; Serial: TP 1653
- Measurement SW: DASY52, Version 52.8 (7); SEMCAD X Version 14.6.10 (7164)

- **Area Scan (61x111x1):** Interpolated grid: dx=1.500 mm, dy=1.500 mm  
Maximum value of SAR (interpolated) = 1.36 W/kg

- **Zoom Scan (5x5x7)/Cube 0:** Measurement grid: dx=8mm, dy=8mm, dz=5mm  
Reference Value = 13.784 V/m; Power Drift = -0.06 dB  
Peak SAR (extrapolated) = 1.38 W/kg  
**SAR(1 g) = 0.785 W/kg; SAR(10 g) = 0.401 W/kg**  
Maximum value of SAR (measured) = 1.08 W/kg



### P03 WCDMA II\_RMC12.2K\_Right Cheek\_Ch9538\_Sample1\_Ant1

#### DUT: 131023C26


Communication System: WCDMA; Frequency: 1907.6 MHz; Duty Cycle: 1:1  
Medium: H1900\_1125 Medium parameters used:  $f = 1908$  MHz;  $\sigma = 1.417$  S/m;  $\epsilon_r = 39.406$ ;  $\rho = 1000$  kg/m<sup>3</sup>  
Ambient Temperature : 21.6 °C; Liquid Temperature : 20.8 °C

#### DASY5 Configuration:

- Probe: EX3DV4 - SN3650; ConvF(7.73, 7.73, 7.73); Calibrated: 2013/04/30;
- Sensor-Surface: 2mm (Mechanical Surface Detection)
- Electronics: DAE3 Sn360; Calibrated: 2013/01/30
- Phantom: SAM Phantom\_Left; Type: SAM V4.0; Serial: TP 1653
- Measurement SW: DASY52, Version 52.8 (7); SEMCAD X Version 14.6.10 (7164)

- **Area Scan (61x111x1):** Interpolated grid: dx=1.500 mm, dy=1.500 mm  
Maximum value of SAR (interpolated) = 1.30 W/kg

- **Zoom Scan (5x5x7)/Cube 0:** Measurement grid: dx=8mm, dy=8mm, dz=5mm  
Reference Value = 14.727 V/m; Power Drift = 0.15 dB  
Peak SAR (extrapolated) = 1.61 W/kg  
**SAR(1 g) = 0.893 W/kg; SAR(10 g) = 0.449 W/kg**  
Maximum value of SAR (measured) = 1.28 W/kg



## P04 WCDMA IV\_RMC12.2K\_Right Cheek\_Ch1312\_Sample1\_Ant1

**DUT: 131023C26**

Communication System: WCDMA; Frequency: 1712.4 MHz; Duty Cycle: 1:1

Medium: H1750\_1204 Medium parameters used:  $f = 1712.4$  MHz;  $\sigma = 1.312$  S/m;  $\epsilon_r = 39.033$ ;  $\rho =$

$1000 \text{ kg/m}^3$

Ambient Temperature :  $21.9 \text{ }^\circ\text{C}$ ; Liquid Temperature :  $21.6 \text{ }^\circ\text{C}$

DASY5 Configuration:

- Probe: EX3DV4 - SN3650; ConvF(7.91, 7.91, 7.91); Calibrated: 2013/04/30;
- Sensor-Surface: 2mm (Mechanical Surface Detection)
- Electronics: DAE3 Sn360; Calibrated: 2013/01/30
- Phantom: SAM Phantom\_Left; Type: SAM V4.0; Serial: TP 1653
- Measurement SW: DASY52, Version 52.8 (7); SEMCAD X Version 14.6.10 (7164)

- **Area Scan (61x111x1):** Interpolated grid:  $dx=1.500$  mm,  $dy=1.500$  mm

Maximum value of SAR (interpolated) =  $1.17 \text{ W/kg}$

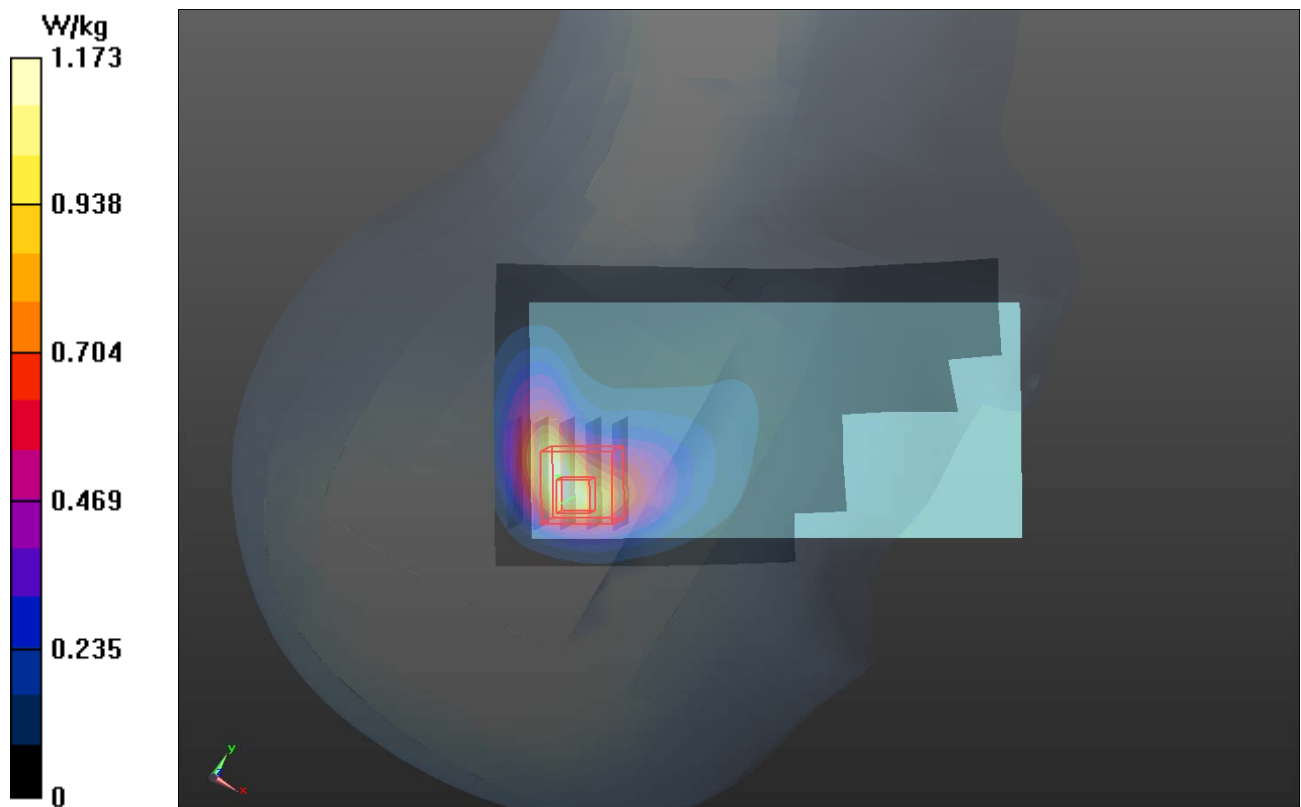
- **Zoom Scan (5x5x7)/Cube 0:** Measurement grid:  $dx=8$ mm,  $dy=8$ mm,  $dz=5$ mm

Reference Value =  $18.466 \text{ V/m}$ ; Power Drift =  $-0.03 \text{ dB}$

Peak SAR (extrapolated) =  $1.48 \text{ W/kg}$

**SAR(1 g) =  $0.714 \text{ W/kg}$ ; SAR(10 g) =  $0.388 \text{ W/kg}$**

Maximum value of SAR (measured) =  $1.03 \text{ W/kg}$



**P05 WCDMA V\_RMC12.2K\_Left Cheek\_Ch4132\_Sample1\_Ant0****DUT: 131023C26**


Communication System: WCDMA; Frequency: 826.4 MHz; Duty Cycle: 1:1  
Medium: H835\_1127 Medium parameters used:  $f = 826.4$  MHz;  $\sigma = 0.881$  S/m;  $\epsilon_r = 43.137$ ;  $\rho = 1000$  kg/m<sup>3</sup>  
Ambient Temperature : 21.8 °C; Liquid Temperature : 21.3 °C

## DASY5 Configuration:

- Probe: EX3DV4 - SN3650; ConvF(9.37, 9.37, 9.37); Calibrated: 2013/04/30;
- Sensor-Surface: 2mm (Mechanical Surface Detection)
- Electronics: DAE3 Sn360; Calibrated: 2013/01/30
- Phantom: SAM Phantom\_Front; Type: SAM V4.0; Serial: TP 1654
- Measurement SW: DASY52, Version 52.8 (7); SEMCAD X Version 14.6.10 (7164)

- **Area Scan (61x111x1)**: Interpolated grid: dx=1.500 mm, dy=1.500 mm  
Maximum value of SAR (interpolated) = 0.219 W/kg

- **Zoom Scan (5x5x7)/Cube 0**: Measurement grid: dx=8mm, dy=8mm, dz=5mm  
Reference Value = 5.338 V/m; Power Drift = -0.05 dB  
Peak SAR (extrapolated) = 0.231 W/kg  
**SAR(1 g) = 0.189 W/kg; SAR(10 g) = 0.149 W/kg**  
Maximum value of SAR (measured) = 0.211 W/kg



**P06 LTE 4\_QPSK\_20M\_Right Cheek\_Ch20175\_Sample1\_Ant1\_1RB\_OS50****DUT: 131023C26**

Communication System: LTE; Frequency: 1732.5 MHz; Duty Cycle: 1:1

Medium: H1750\_1204 Medium parameters used:  $f = 1732.5$  MHz;  $\sigma = 1.331$  S/m;  $\epsilon_r = 38.943$ ;  $\rho = 1000$  kg/m<sup>3</sup>

Ambient Temperature : 21.9 °C; Liquid Temperature : 21.6 °C

**DASY5 Configuration:**

- Probe: EX3DV4 - SN3650; ConvF(7.91, 7.91, 7.91); Calibrated: 2013/04/30;
- Sensor-Surface: 2mm (Mechanical Surface Detection)
- Electronics: DAE3 Sn360; Calibrated: 2013/01/30
- Phantom: SAM Phantom\_Left; Type: SAM V4.0; Serial: TP 1653
- Measurement SW: DASY52, Version 52.8 (7); SEMCAD X Version 14.6.10 (7164)

- **Area Scan (61x111x1):** Interpolated grid: dx=1.500 mm, dy=1.500 mm

Maximum value of SAR (interpolated) = 1.06 W/kg

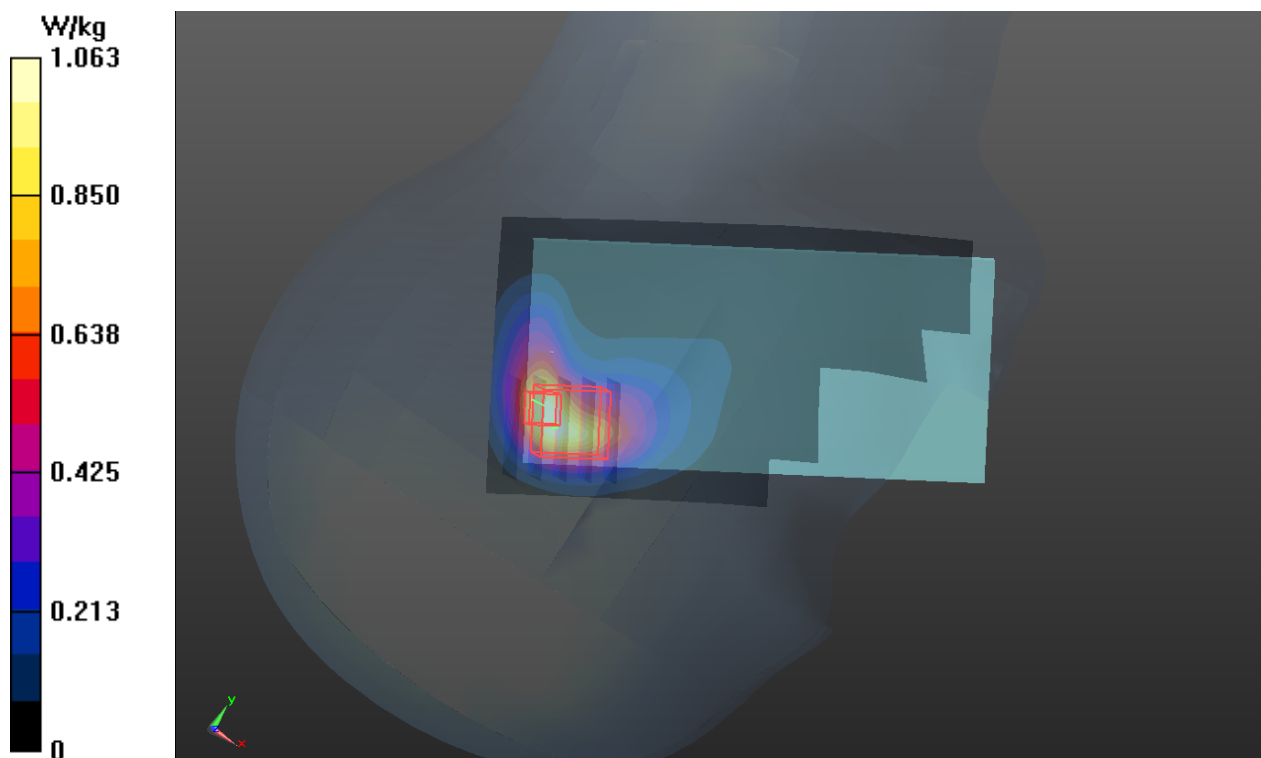
- **Zoom Scan (5x5x7)/Cube 0:** Measurement grid: dx=8mm, dy=8mm, dz=5mm

Reference Value = 16.012 V/m; Power Drift = 0.11 dB

Peak SAR (extrapolated) = 1.15 W/kg

**SAR(1 g) = 0.559 W/kg; SAR(10 g) = 0.308 W/kg**

Maximum value of SAR (measured) = 0.817 W/kg



## P07 LTE 17\_QPSK\_10M\_Right Cheek\_Ch23790\_Sample1\_Ant1\_1RB\_OS49

**DUT: 131023C26**

Communication System: LTE; Frequency: 710 MHz; Duty Cycle: 1:1

Medium: H750\_1126 Medium parameters used:  $f = 710$  MHz;  $\sigma = 0.857$  S/m;  $\epsilon_r = 42.088$ ;  $\rho = 1000$  kg/m<sup>3</sup>

Ambient Temperature : 21.7 °C; Liquid Temperature : 21 °C

DASY5 Configuration:

- Probe: EX3DV4 - SN3650; ConvF(9.69, 9.69, 9.69); Calibrated: 2013/04/30;
- Sensor-Surface: 2mm (Mechanical Surface Detection)
- Electronics: DAE3 Sn360; Calibrated: 2013/01/30
- Phantom: SAM Phantom\_Front; Type: SAM V4.0; Serial: TP 1654
- Measurement SW: DASY52, Version 52.8 (7); SEMCAD X Version 14.6.10 (7164)

- **Area Scan (61x111x1):** Interpolated grid: dx=1.500 mm, dy=1.500 mm

Maximum value of SAR (interpolated) = 0.883 W/kg


- **Zoom Scan (5x5x7)/Cube 0:** Measurement grid: dx=8mm, dy=8mm, dz=5mm

Reference Value = 23.304 V/m; Power Drift = 0.04 dB

Peak SAR (extrapolated) = 1.10 W/kg

**SAR(1 g) = 0.693 W/kg; SAR(10 g) = 0.441 W/kg**

Maximum value of SAR (measured) = 0.828 W/kg





## P08 802.11b\_Left Cheek\_Ch1\_Sample1

### DUT: 131023C26

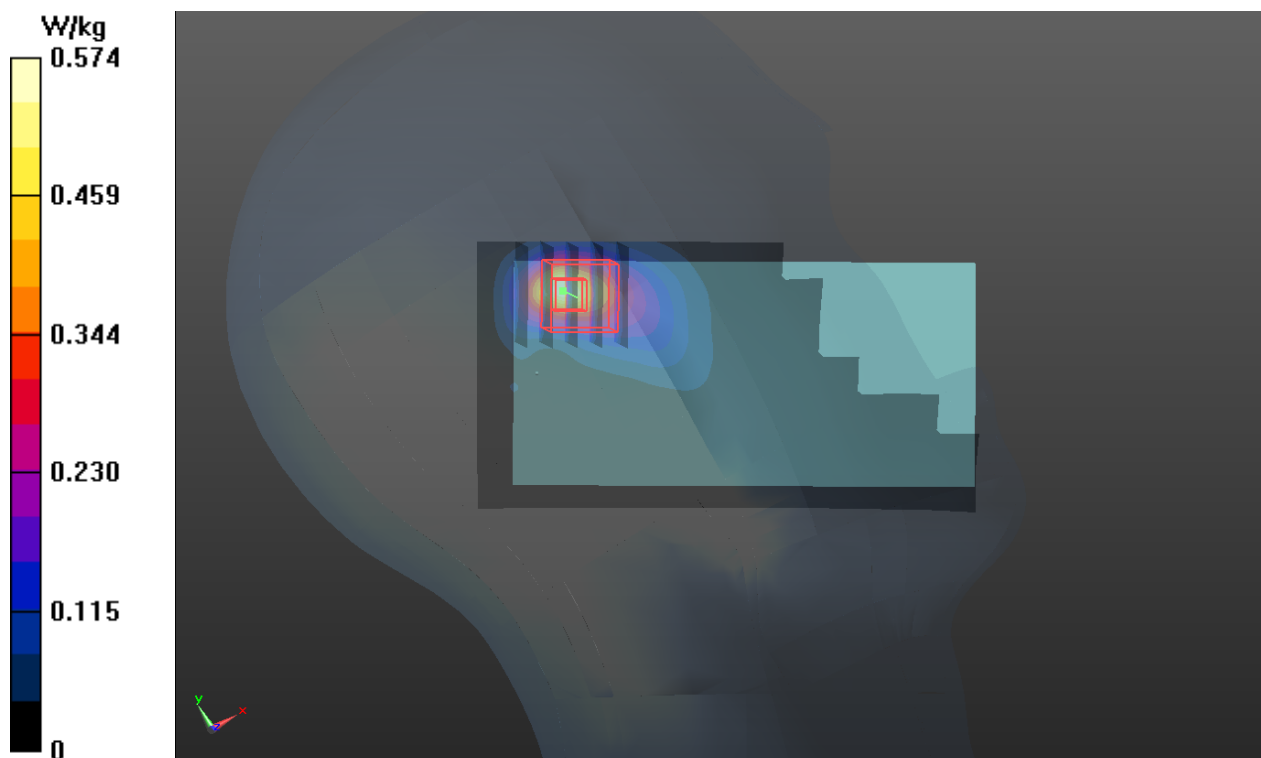
Communication System: WLAN\_2.4G; Frequency: 2412 MHz; Duty Cycle: 1:1  
Medium: H2450\_1130 Medium parameters used:  $f = 2412$  MHz;  $\sigma = 1.777$  S/m;  $\epsilon_r = 39.004$ ;  $\rho = 1000$  kg/m<sup>3</sup>  
Ambient Temperature : 21.2 °C; Liquid Temperature : 20.6 °C

#### DASY5 Configuration:

- Probe: EX3DV4 - SN3650; ConvF(6.99, 6.99, 6.99); Calibrated: 2013/04/30;
- Sensor-Surface: 2mm (Mechanical Surface Detection)
- Electronics: DAE3 Sn360; Calibrated: 2013/01/30
- Phantom: SAM Phantom\_Front; Type: SAM V4.0; Serial: TP 1654
- Measurement SW: DASY52, Version 52.8 (7); SEMCAD X Version 14.6.10 (7164)

- **Area Scan (71x141x1):** Interpolated grid:  $dx=1.200$  mm,  $dy=1.200$  mm  
Maximum value of SAR (interpolated) = 0.574 W/kg

- **Zoom Scan (5x5x7)/Cube 0:** Measurement grid:  $dx=8$ mm,  $dy=8$ mm,  $dz=5$ mm  
Reference Value = 3.564 V/m; Power Drift = -0.03 dB  
Peak SAR (extrapolated) = 0.793 W/kg  
**SAR(1 g) = 0.351 W/kg; SAR(10 g) = 0.158 W/kg**  
Maximum value of SAR (measured) = 0.533 W/kg



## P09 802.11n\_HT20\_Left Cheek\_Ch36\_Sample1

### DUT: 131023C26

Communication System: WLAN\_5G; Frequency: 5180 MHz; Duty Cycle: 1:1.22

Medium: H5G\_1202 Medium parameters used:  $f = 5180$  MHz;  $\sigma = 4.836$  S/m;  $\epsilon_r = 36.295$ ;  $\rho = 1000$  kg/m<sup>3</sup>

Ambient Temperature : 21.8 °C; Liquid Temperature : 21.2 °C

#### DASY5 Configuration:

- Probe: EX3DV4 - SN3650; ConvF(5.2, 5.2, 5.2); Calibrated: 2013/04/30;
- Sensor-Surface: 2mm (Mechanical Surface Detection)
- Electronics: DAE3 Sn360; Calibrated: 2013/01/30
- Phantom: SAM Phantom\_Front; Type: SAM V4.0; Serial: TP 1654
- Measurement SW: DASY52, Version 52.8 (7); SEMCAD X Version 14.6.10 (7164)

- **Area Scan (81x161x1):** Interpolated grid: dx=1.000 mm, dy=1.000 mm

Maximum value of SAR (interpolated) = 0.435 W/kg


- **Zoom Scan (6x6x12)/Cube 0:** Measurement grid: dx=5mm, dy=5mm, dz=2mm

Reference Value = 5.396 V/m; Power Drift = -0.10 dB

Peak SAR (extrapolated) = 0.851 W/kg

**SAR(1 g) = 0.187 W/kg; SAR(10 g) = 0.055 W/kg**

Maximum value of SAR (measured) = 0.395 W/kg



## P10 802.11n\_HT20\_Left Cheek\_Ch60\_Sample1

### DUT: 131023C26

Communication System: WLAN\_5G; Frequency: 5300 MHz; Duty Cycle: 1:1.22

Medium: H5G\_1202 Medium parameters used:  $f = 5300$  MHz;  $\sigma = 4.968$  S/m;  $\epsilon_r = 36.095$ ;  $\rho = 1000$  kg/m<sup>3</sup>

Ambient Temperature : 21.8 °C; Liquid Temperature : 21.2 °C

#### DASY5 Configuration:

- Probe: EX3DV4 - SN3650; ConvF(5.07, 5.07, 5.07); Calibrated: 2013/04/30;
- Sensor-Surface: 2mm (Mechanical Surface Detection)
- Electronics: DAE3 Sn360; Calibrated: 2013/01/30
- Phantom: SAM Phantom\_Front; Type: SAM V4.0; Serial: TP 1654
- Measurement SW: DASY52, Version 52.8 (7); SEMCAD X Version 14.6.10 (7164)

- **Area Scan (81x161x1):** Interpolated grid: dx=1.000 mm, dy=1.000 mm

Maximum value of SAR (interpolated) = 0.363 W/kg


- **Zoom Scan (6x6x12)/Cube 0:** Measurement grid: dx=5mm, dy=5mm, dz=2mm

Reference Value = 5.146 V/m; Power Drift = 0.02 dB

Peak SAR (extrapolated) = 0.801 W/kg

**SAR(1 g) = 0.178 W/kg; SAR(10 g) = 0.059 W/kg**

Maximum value of SAR (measured) = 0.372 W/kg



## P11 802.11n\_HT20\_Left Cheek\_Ch100\_Sample1

### DUT: 131023C26

Communication System: WLAN\_5G; Frequency: 5500 MHz; Duty Cycle: 1:1.22

Medium: H5G\_1203 Medium parameters used:  $f = 5500$  MHz;  $\sigma = 5.153$  S/m;  $\epsilon_r = 35.115$ ;  $\rho = 1000$  kg/m<sup>3</sup>

Ambient Temperature : 21.6 °C; Liquid Temperature : 20.9 °C

#### DASY5 Configuration:

- Probe: EX3DV4 - SN3650; ConvF(4.57, 4.57, 4.57); Calibrated: 2013/04/30;
- Sensor-Surface: 2mm (Mechanical Surface Detection)
- Electronics: DAE3 Sn360; Calibrated: 2013/01/30
- Phantom: SAM Phantom\_Front; Type: SAM V4.0; Serial: TP 1654
- Measurement SW: DASY52, Version 52.8 (7); SEMCAD X Version 14.6.10 (7164)

- **Area Scan (81x161x1):** Interpolated grid: dx=1.000 mm, dy=1.000 mm  
Maximum value of SAR (interpolated) = 0.280 W/kg


- **Zoom Scan (6x6x12)/Cube 0:** Measurement grid: dx=5mm, dy=5mm, dz=2mm

Reference Value = 4.514 V/m; Power Drift = 0.09 dB

Peak SAR (extrapolated) = 0.499 W/kg

**SAR(1 g) = 0.124 W/kg; SAR(10 g) = 0.051 W/kg**

Maximum value of SAR (measured) = 0.235 W/kg



## P12 802.11n\_HT20\_Left Cheek\_Ch161\_Sample1

### DUT: 131023C26

Communication System: WLAN\_5G; Frequency: 5805 MHz; Duty Cycle: 1:1.22

Medium: H5G\_1203 Medium parameters used:  $f = 5805$  MHz;  $\sigma = 5.475$  S/m;  $\epsilon_r = 34.608$ ;  $\rho = 1000$  kg/m<sup>3</sup>

Ambient Temperature : 21.6 °C; Liquid Temperature : 20.9 °C

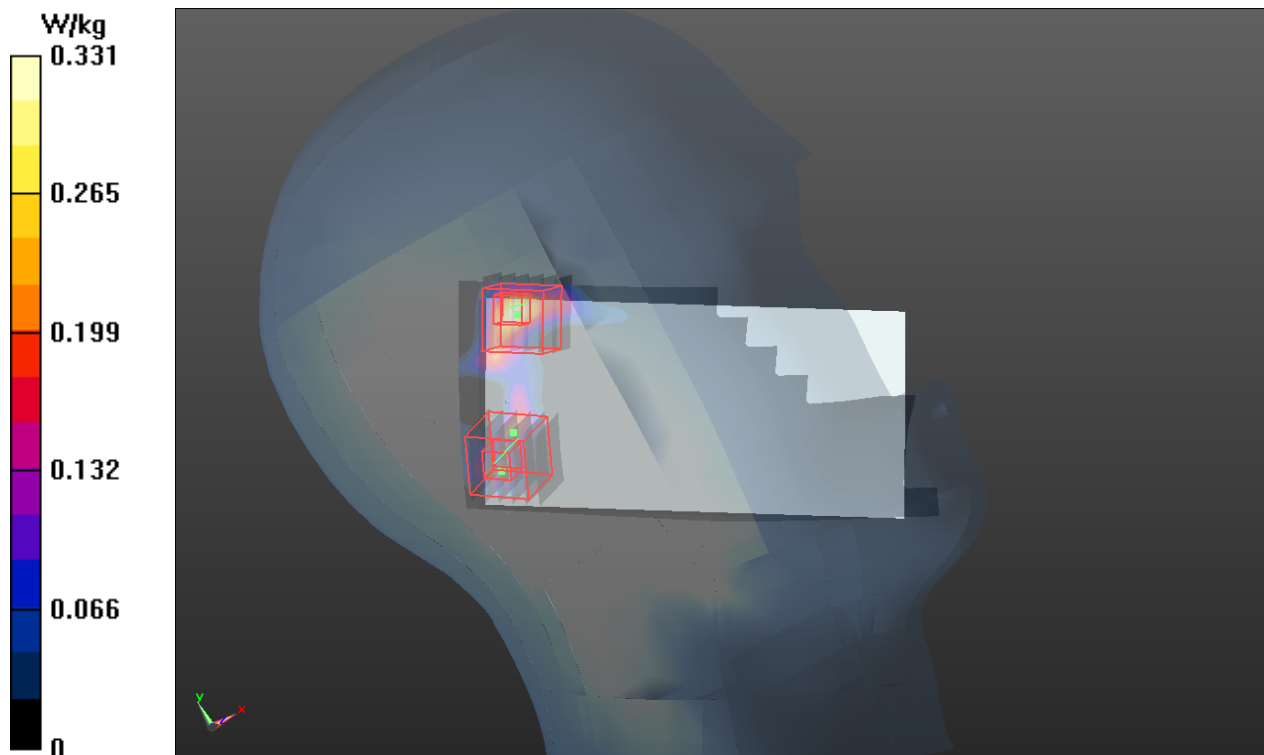
#### DASY5 Configuration:

- Probe: EX3DV4 - SN3650; ConvF(4.56, 4.56, 4.56); Calibrated: 2013/04/30;
- Sensor-Surface: 2mm (Mechanical Surface Detection)
- Electronics: DAE3 Sn360; Calibrated: 2013/01/30
- Phantom: SAM Phantom\_Front; Type: SAM V4.0; Serial: TP 1654
- Measurement SW: DASY52, Version 52.8 (7); SEMCAD X Version 14.6.10 (7164)

- **Area Scan (81x161x1):** Interpolated grid:  $dx=1.000$  mm,  $dy=1.000$  mm  
Maximum value of SAR (interpolated) = 0.331 W/kg

- **Zoom Scan (6x6x12)/Cube 0:** Measurement grid:  $dx=5$ mm,  $dy=5$ mm,  $dz=2$ mm  
Reference Value = 5.742 V/m; Power Drift = -0.08 dB  
Peak SAR (extrapolated) = 0.860 W/kg  
**SAR(1 g) = 0.162 W/kg; SAR(10 g) = 0.047 W/kg**  
Maximum value of SAR (measured) = 0.371 W/kg

- **Zoom Scan (6x6x12)/Cube 1:** Measurement grid:  $dx=5$ mm,  $dy=5$ mm,  $dz=2$ mm  
Reference Value = 5.742 V/m; Power Drift = -0.08 dB  
Peak SAR (extrapolated) = 0.300 W/kg  
**SAR(1 g) = 0.076 W/kg; SAR(10 g) = 0.024 W/kg**  
Maximum value of SAR (measured) = 0.148 W/kg



### P13 GSM850\_GPRS12\_Rear Face\_1cm\_Ch251\_Sample1\_Ant0

**DUT: 131023C26**

Communication System: GPRS12; Frequency: 848.8 MHz; Duty Cycle: 1:2  
Medium: B835\_1129 Medium parameters used:  $f = 849$  MHz;  $\sigma = 0.989$  S/m;  $\epsilon_r = 53.962$ ;  $\rho = 1000$  kg/m<sup>3</sup>  
Ambient Temperature : 21.3 °C; Liquid Temperature : 20.7 °C

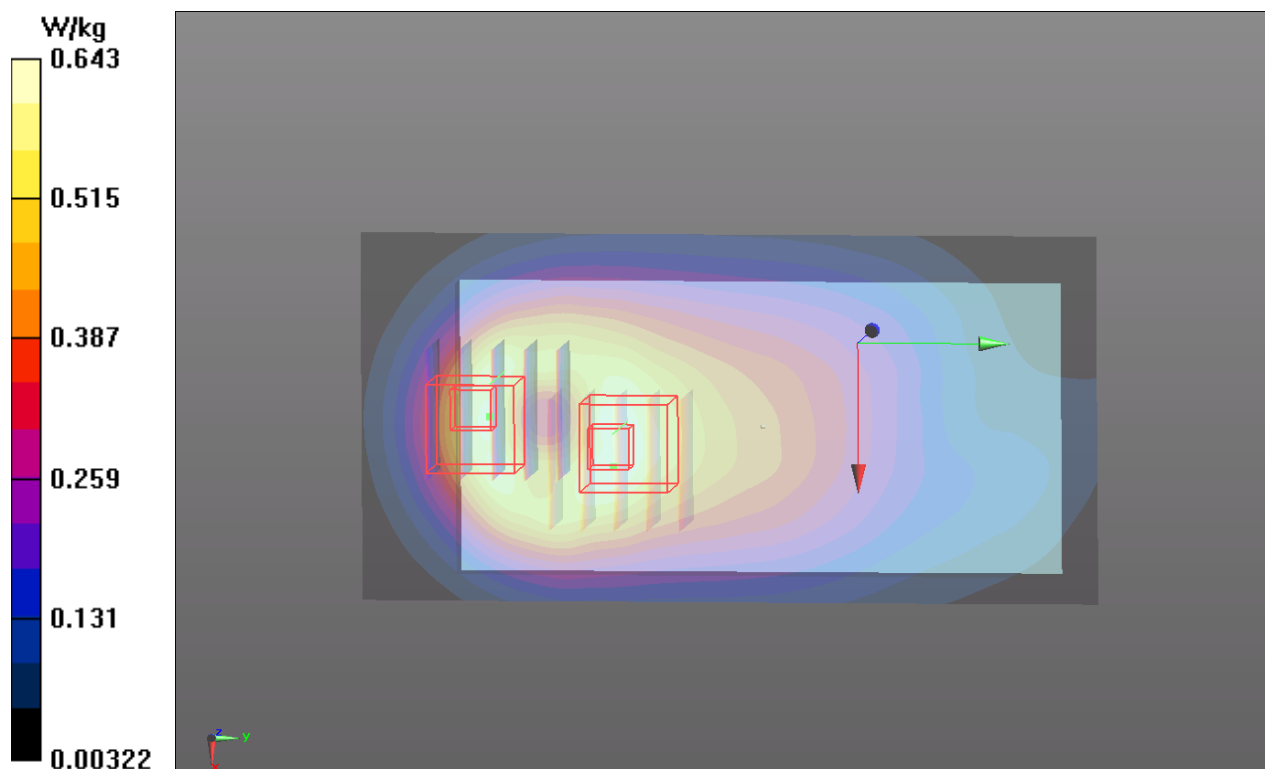
DASY5 Configuration:

- Probe: EX3DV4 - SN3650; ConvF(9.35, 9.35, 9.35); Calibrated: 2013/04/30;
- Sensor-Surface: 2mm (Mechanical Surface Detection)
- Electronics: DAE3 Sn360; Calibrated: 2013/01/30
- Phantom: ELI 4.0; Type: QDOVA001BA; Serial: TP:1206
- Measurement SW: DASY52, Version 52.8 (7); SEMCAD X Version 14.6.10 (7164)

- **Area Scan (61x121x1):** Interpolated grid: dx=1.500 mm, dy=1.500 mm  
Maximum value of SAR (interpolated) = 0.643 W/kg

- **Zoom Scan (5x5x7)/Cube 0:** Measurement grid: dx=8mm, dy=8mm, dz=5mm  
Reference Value = 20.221 V/m; Power Drift = -0.05 dB  
Peak SAR (extrapolated) = 0.804 W/kg  
**SAR(1 g) = 0.567 W/kg; SAR(10 g) = 0.403 W/kg**  
Maximum value of SAR (measured) = 0.682 W/kg

- **Zoom Scan (5x5x7)/Cube 1:** Measurement grid: dx=8mm, dy=8mm, dz=5mm  
Reference Value = 20.221 V/m; Power Drift = -0.05 dB  
Peak SAR (extrapolated) = 0.871 W/kg  
**SAR(1 g) = 0.477 W/kg; SAR(10 g) = 0.277 W/kg**  
Maximum value of SAR (measured) = 0.660 W/kg



### P14 GSM1900\_GPRS12\_Rear Face\_1cm\_Ch512\_Sample1\_Ant0

**DUT: 131023C26**

Communication System: GPRS12; Frequency: 1850.2 MHz; Duty Cycle: 1:2

Medium: B1900\_1128 Medium parameters used:  $f = 1850.2$  MHz;  $\sigma = 1.489$  S/m;  $\epsilon_r = 52.096$ ;  $\rho = 1000$  kg/m<sup>3</sup>

Ambient Temperature : 21.8 °C ; Liquid Temperature : 20.9 °C

DASY5 Configuration:

- Probe: EX3DV4 - SN3820; ConvF(7.3, 7.3, 7.3); Calibrated: 2012/12/10;
- Sensor-Surface: 2mm (Mechanical Surface Detection)
- Electronics: DAE3 Sn579; Calibrated: 2013/04/24
- Phantom: SAM Phantom\_Right; Type: QD000P40CC; Serial: TP:1496
- Measurement SW: DASY52, Version 52.8 (7); SEMCAD X Version 14.6.10 (7164)

- **Area Scan (61x121x1):** Interpolated grid: dx=1.500 mm, dy=1.500 mm

Maximum value of SAR (interpolated) = 0.683 W/kg

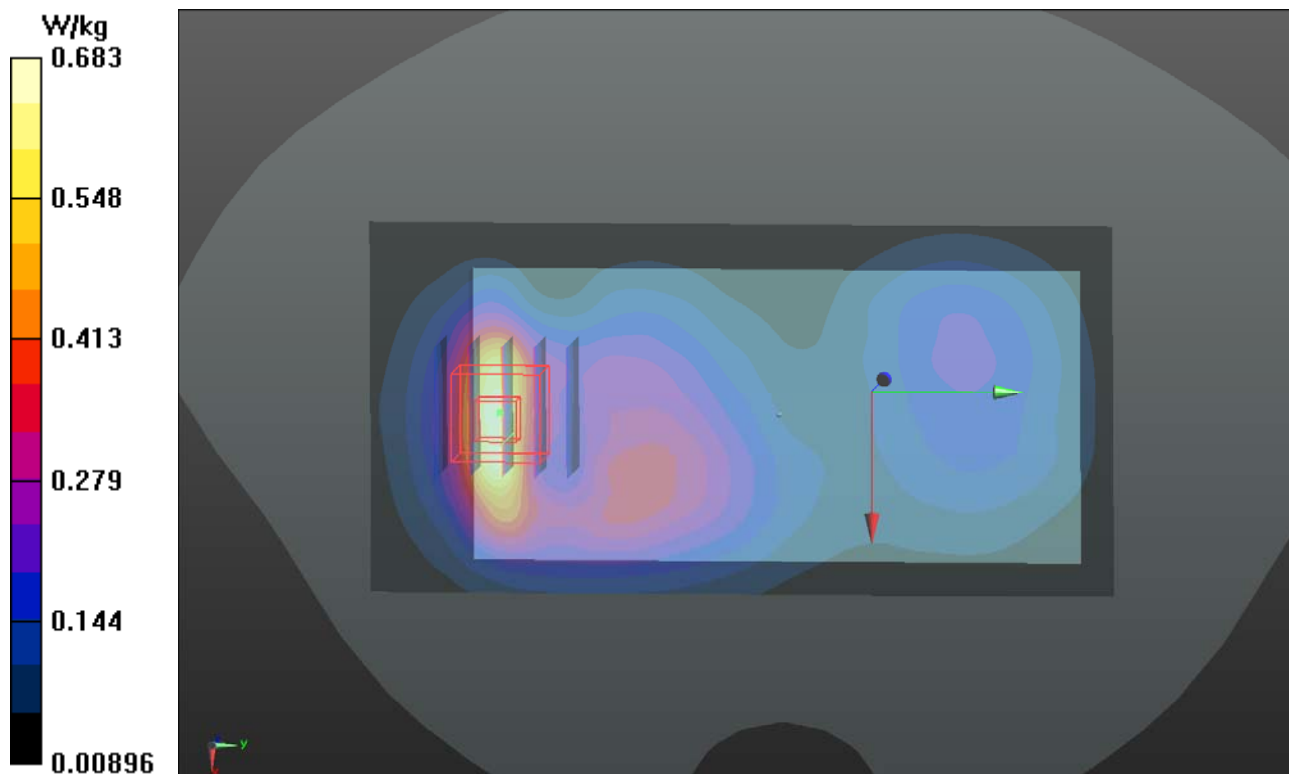
- **Zoom Scan (5x5x7)/Cube 0:** Measurement grid: dx=8mm, dy=8mm, dz=5mm

Reference Value = 8.259 V/m; Power Drift = -0.02 dB

Peak SAR (extrapolated) = 0.812 W/kg

**SAR(1 g) = 0.500 W/kg; SAR(10 g) = 0.276 W/kg**

Maximum value of SAR (measured) = 0.687 W/kg



## P15 WCDMA II\_RMC12.2K\_Rear Face\_1cm\_Ch9400\_Sample1\_Ant0

**DUT: 131023C26**

Communication System: WCDMA; Frequency: 1880 MHz; Duty Cycle: 1:1

Medium: B1900\_1128 Medium parameters used:  $f = 1880$  MHz;  $\sigma = 1.526$  S/m;  $\epsilon_r = 51.988$ ;  $\rho = 1000$  kg/m<sup>3</sup>

Ambient Temperature : 21.8 °C ; Liquid Temperature : 20.9 °C

DASY5 Configuration:

- Probe: EX3DV4 - SN3820; ConvF(7.3, 7.3, 7.3); Calibrated: 2012/12/10;
- Sensor-Surface: 2mm (Mechanical Surface Detection)
- Electronics: DAE3 Sn579; Calibrated: 2013/04/24
- Phantom: SAM Phantom\_Right; Type: QD000P40CC; Serial: TP:1496
- Measurement SW: DASY52, Version 52.8 (7); SEMCAD X Version 14.6.10 (7164)

- **Area Scan (61x121x1):** Interpolated grid: dx=1.500 mm, dy=1.500 mm

Maximum value of SAR (interpolated) = 1.03 W/kg

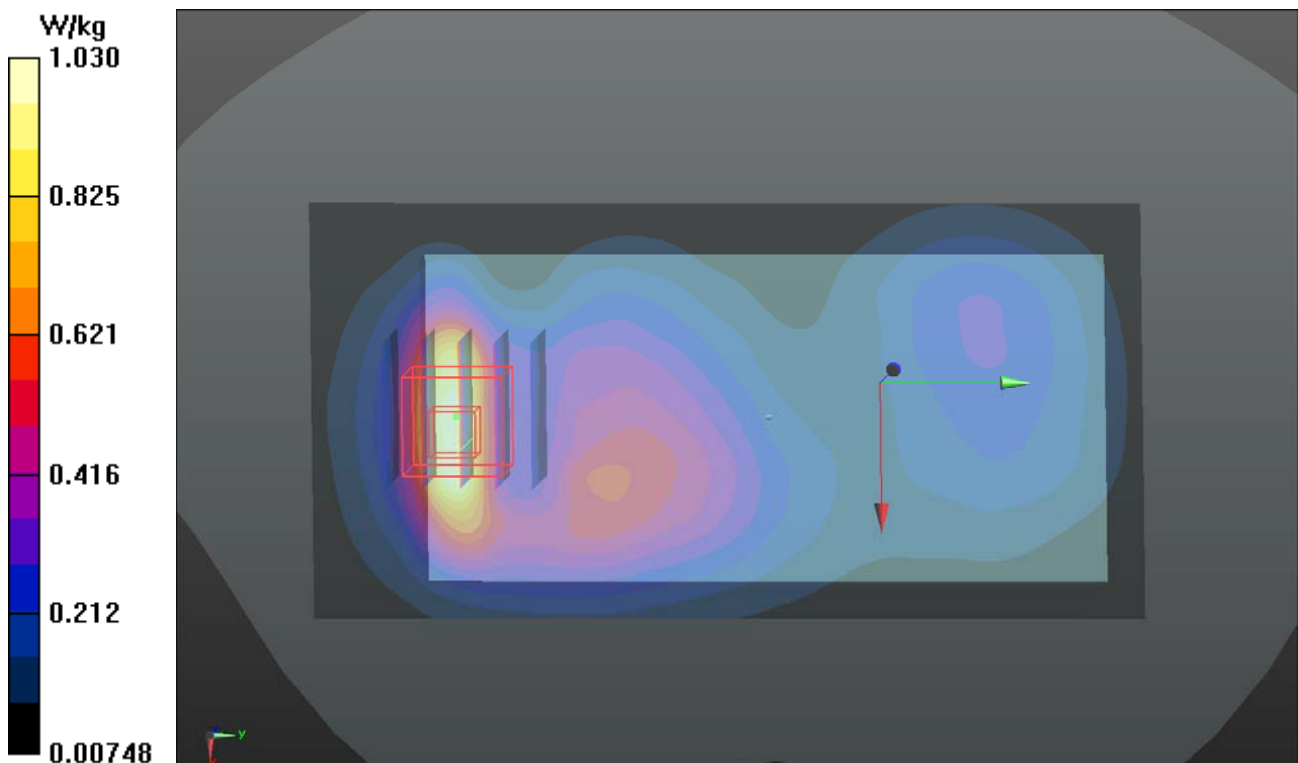
- **Zoom Scan (5x5x7)/Cube 0:** Measurement grid: dx=8mm, dy=8mm, dz=5mm

Reference Value = 11.802 V/m; Power Drift = -0.07 dB

Peak SAR (extrapolated) = 1.32 W/kg

**SAR(1 g) = 0.764 W/kg; SAR(10 g) = 0.414 W/kg**

Maximum value of SAR (measured) = 1.08 W/kg





### P16 WCDMA IV\_RMC12.2K\_Rear Face\_1cm\_Ch1312\_Sample1\_Ant0

**DUT: 131023C26**

Communication System: WCDMA; Frequency: 1712.4 MHz; Duty Cycle: 1:1

Medium: B1750\_1128 Medium parameters used:  $f = 1712.4$  MHz;  $\sigma = 1.464$  S/m;  $\epsilon_r = 52.754$ ;  $\rho = 1000$  kg/m<sup>3</sup>

Ambient Temperature : 21.8 °C ; Liquid Temperature : 20.9 °C

DASY5 Configuration:

- Probe: EX3DV4 - SN3820; ConvF(7.6, 7.6, 7.6); Calibrated: 2012/12/10;
- Sensor-Surface: 2mm (Mechanical Surface Detection)
- Electronics: DAE3 Sn579; Calibrated: 2013/04/24
- Phantom: SAM Phantom\_Right; Type: QD000P40CC; Serial: TP:1496
- Measurement SW: DASY52, Version 52.8 (7); SEMCAD X Version 14.6.10 (7164)

**- Area Scan (61x121x1):** Interpolated grid: dx=1.500 mm, dy=1.500 mm

Maximum value of SAR (interpolated) = 0.837 W/kg

**- Zoom Scan (5x5x7)/Cube 0:** Measurement grid: dx=8mm, dy=8mm, dz=5mm

Reference Value = 11.601 V/m; Power Drift = -0.00 dB

Peak SAR (extrapolated) = 0.983 W/kg

**SAR(1 g) = 0.646 W/kg; SAR(10 g) = 0.432 W/kg**

Maximum value of SAR (measured) = 0.799 W/kg

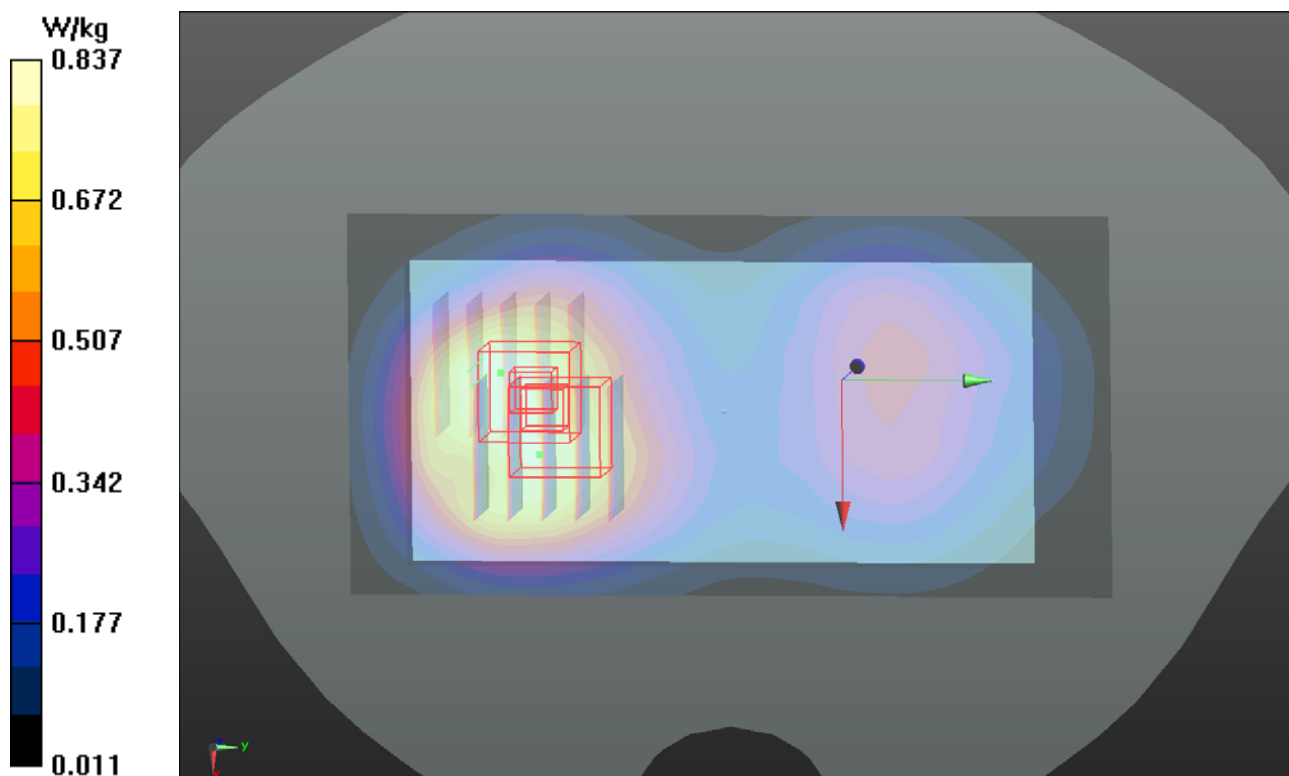
**- Zoom Scan (5x5x7)/Cube 1:** Measurement grid: dx=8mm, dy=8mm, dz=5mm

Reference Value = 11.601 V/m; Power Drift = -0.00 dB

Peak SAR (extrapolated) = 0.964 W/kg

**SAR(1 g) = 0.640 W/kg; SAR(10 g) = 0.434 W/kg**

Maximum value of SAR (measured) = 0.818 W/kg



**P17 WCDMA V\_RMC12.2K\_Rear Face\_1cm\_Ch4132\_Sample1\_Ant0****DUT: 131023C26**

Communication System: WCDMA; Frequency: 826.4 MHz; Duty Cycle: 1:1  
Medium: B835\_1129 Medium parameters used:  $f = 826.4$  MHz;  $\sigma = 0.963$  S/m;  $\epsilon_r = 54.175$ ;  $\rho = 1000$  kg/m<sup>3</sup>  
Ambient Temperature : 21.3 °C; Liquid Temperature : 20.7 °C

## DASY5 Configuration:

- Probe: EX3DV4 - SN3650; ConvF(9.35, 9.35, 9.35); Calibrated: 2013/04/30;
- Sensor-Surface: 2mm (Mechanical Surface Detection)
- Electronics: DAE3 Sn360; Calibrated: 2013/01/30
- Phantom: ELI 4.0; Type: QDOVA001BA; Serial: TP:1206
- Measurement SW: DASY52, Version 52.8 (7); SEMCAD X Version 14.6.10 (7164)

- **Area Scan (61x121x1):** Interpolated grid: dx=1.500 mm, dy=1.500 mm

Maximum value of SAR (interpolated) = 0.564 W/kg

- **Zoom Scan (5x5x7)/Cube 2:** Measurement grid: dx=8mm, dy=8mm, dz=5mm

Reference Value = 15.096 V/m; Power Drift = -0.04 dB

Peak SAR (extrapolated) = 0.611 W/kg

**SAR(1 g) = 0.375 W/kg; SAR(10 g) = 0.241 W/kg**

Maximum value of SAR (measured) = 0.479 W/kg

- **Zoom Scan (5x5x7)/Cube 1:** Measurement grid: dx=8mm, dy=8mm, dz=5mm

Reference Value = 15.096 V/m; Power Drift = -0.04 dB

Peak SAR (extrapolated) = 0.537 W/kg

**SAR(1 g) = 0.374 W/kg; SAR(10 g) = 0.260 W/kg**

Maximum value of SAR (measured) = 0.453 W/kg

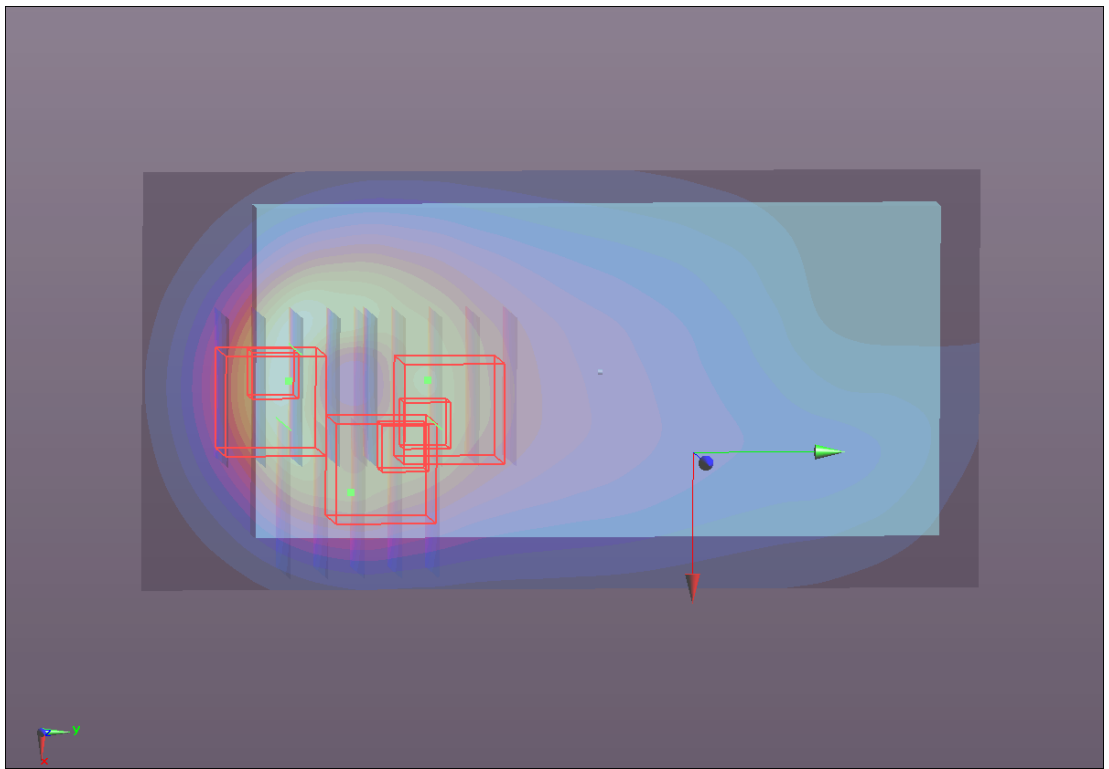
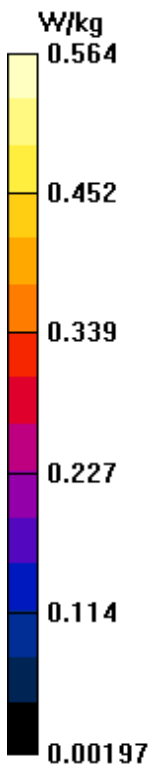
- **Zoom Scan (5x5x7)/Cube 0:** Measurement grid: dx=8mm, dy=8mm, dz=5mm

Reference Value = 15.096 V/m; Power Drift = -0.04 dB

Peak SAR (extrapolated) = 0.637 W/kg

**SAR(1 g) = 0.351 W/kg; SAR(10 g) = 0.203 W/kg**

Maximum value of SAR (measured) = 0.483 W/kg



## **P18 LTE 4\_QPSK\_20M\_Rear Face\_1cm\_Ch20175\_Sample1\_Ant0\_1RB\_OS50**

**DUT: 131023C26**

Communication System: LTE; Frequency: 1732.5 MHz; Duty Cycle: 1:1

Medium: B1750\_1128 Medium parameters used:  $f = 1732.5$  MHz;  $\sigma = 1.477$  S/m;  $\epsilon_r = 52.622$ ;  $\rho = 1000$  kg/m<sup>3</sup>

Ambient Temperature : 21.8 °C; Liquid Temperature : 20.9 °C

DASY5 Configuration:

- Probe: EX3DV4 - SN3820; ConvF(7.6, 7.6, 7.6); Calibrated: 2012/12/10;
- Sensor-Surface: 2mm (Mechanical Surface Detection)
- Electronics: DAE3 Sn579; Calibrated: 2013/04/24
- Phantom: SAM Phantom\_Right; Type: QD000P40CC; Serial: TP:1496
- Measurement SW: DASY52, Version 52.8 (7); SEMCAD X Version 14.6.10 (7164)

**- Area Scan (61x121x1):** Interpolated grid: dx=1.500 mm, dy=1.500 mm

Maximum value of SAR (interpolated) = 0.752 W/kg

**- Zoom Scan (5x5x7)/Cube 1:** Measurement grid: dx=8mm, dy=8mm, dz=5mm

Reference Value = 10.556 V/m; Power Drift = -0.06 dB

Peak SAR (extrapolated) = 0.904 W/kg

**SAR(1 g) = 0.624 W/kg; SAR(10 g) = 0.418 W/kg**

Maximum value of SAR (measured) = 0.767 W/kg

**- Zoom Scan (5x5x7)/Cube 0:** Measurement grid: dx=8mm, dy=8mm, dz=5mm

Reference Value = 10.556 V/m; Power Drift = -0.06 dB

Peak SAR (extrapolated) = 0.981 W/kg

**SAR(1 g) = 0.615 W/kg; SAR(10 g) = 0.383 W/kg**

Maximum value of SAR (measured) = 0.791 W/kg

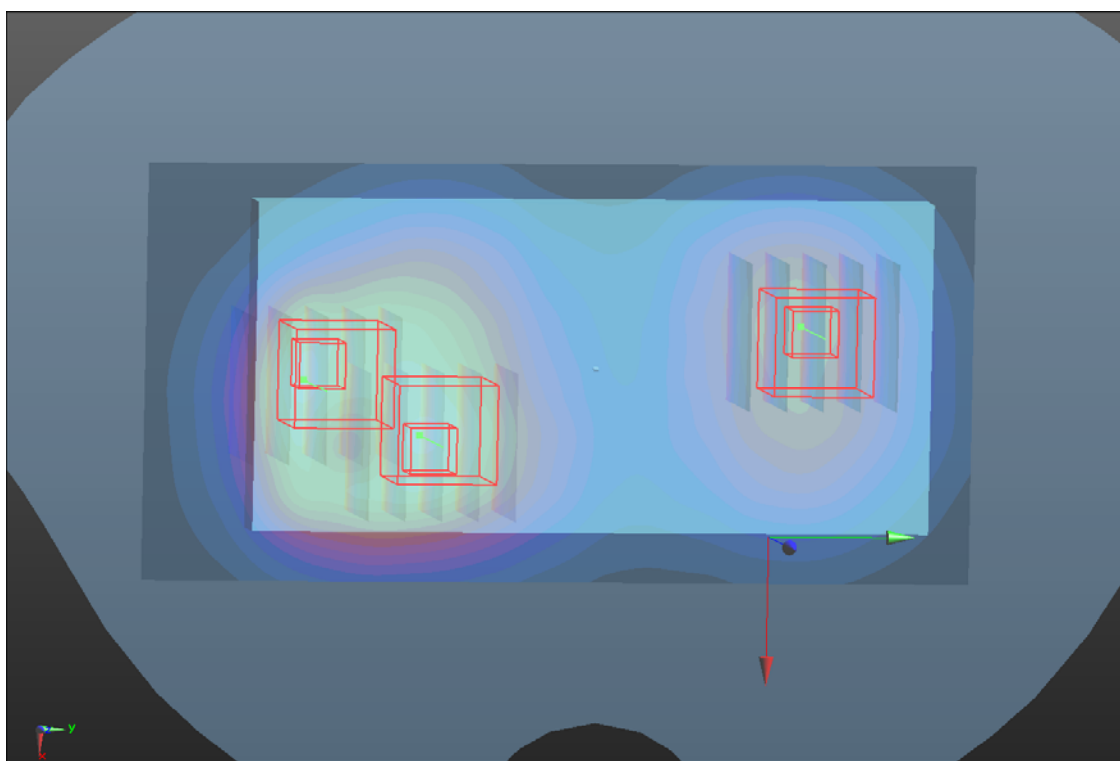
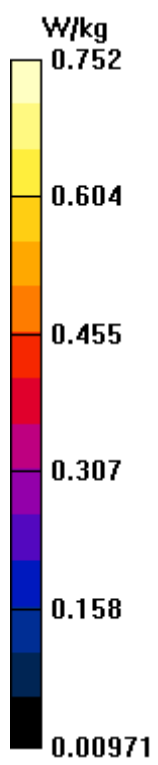
**- Zoom Scan (5x5x7)/Cube 2:** Measurement grid: dx=8mm, dy=8mm, dz=5mm

Reference Value = 10.556 V/m; Power Drift = -0.06 dB

Peak SAR (extrapolated) = 0.548 W/kg

**SAR(1 g) = 0.392 W/kg; SAR(10 g) = 0.269 W/kg**

Maximum value of SAR (measured) = 0.479 W/kg



### P19 LTE 17\_QPSK\_10M\_Rear Face\_1cm\_Ch23790\_Sample1\_Ant1\_1RB\_OS49

**DUT: 131023C26**

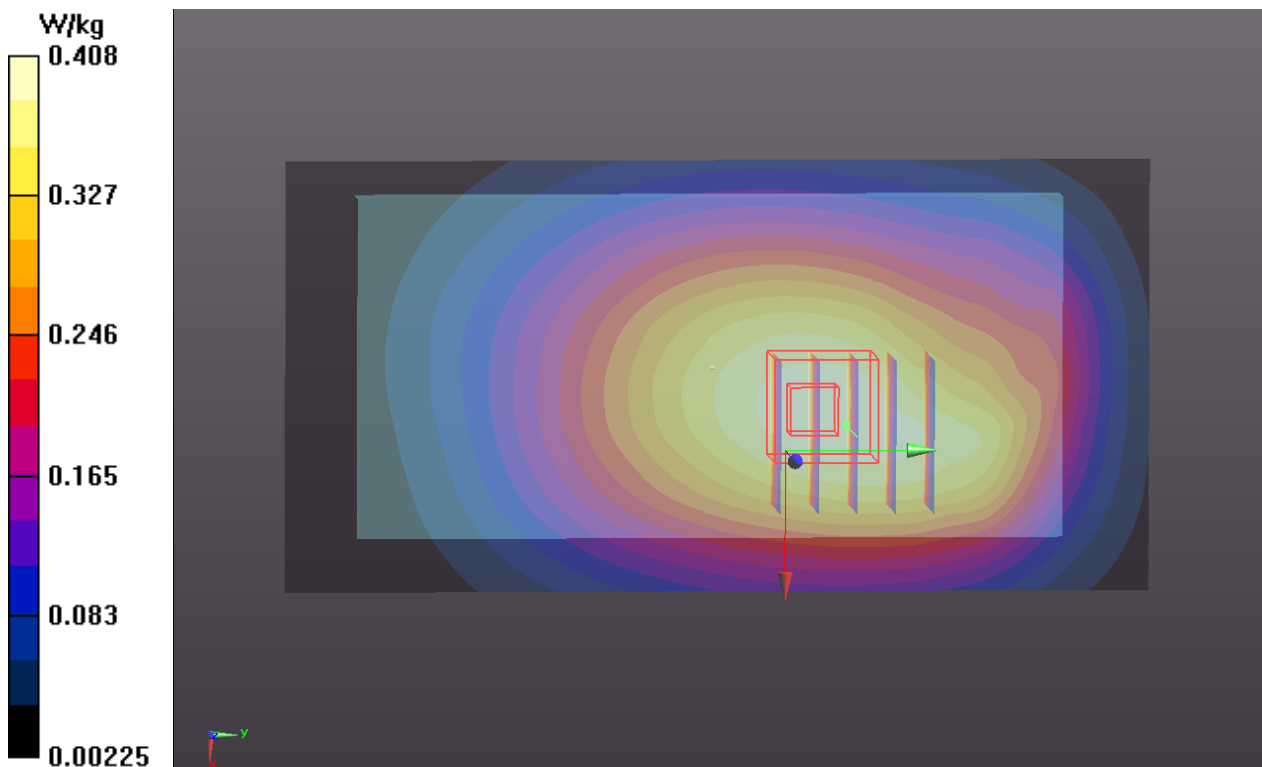
Communication System: LTE; Frequency: 710 MHz; Duty Cycle: 1:1  
Medium: B750\_1129 Medium parameters used:  $f = 710 \text{ MHz}$ ;  $\sigma = 0.932 \text{ S/m}$ ;  $\epsilon_r = 55.507$ ;  $\rho = 1000 \text{ kg/m}^3$   
Ambient Temperature : 21.4 °C; Liquid Temperature : 20.5 °C

DASY5 Configuration:

- Probe: EX3DV4 - SN3650; ConvF(9.51, 9.51, 9.51); Calibrated: 2013/04/30;
- Sensor-Surface: 2mm (Mechanical Surface Detection)
- Electronics: DAE3 Sn360; Calibrated: 2013/01/30
- Phantom: ELI 4.0; Type: QDOVA001BA; Serial: TP:1206
- Measurement SW: DASY52, Version 52.8 (7); SEMCAD X Version 14.6.10 (7164)

- **Area Scan (61x121x1):** Interpolated grid:  $dx=1.500 \text{ mm}$ ,  $dy=1.500 \text{ mm}$   
Maximum value of SAR (interpolated) = 0.408 W/kg

- **Zoom Scan (5x5x7)/Cube 0:** Measurement grid:  $dx=8\text{mm}$ ,  $dy=8\text{mm}$ ,  $dz=5\text{mm}$   
Reference Value = 19.812 V/m; Power Drift = -0.06 dB  
Peak SAR (extrapolated) = 0.454 W/kg  
**SAR(1 g) = 0.359 W/kg; SAR(10 g) = 0.278 W/kg**  
Maximum value of SAR (measured) = 0.409 W/kg



## P20 802.11b\_Rear Face\_1cm\_Ch1\_Sample1

### DUT: 131023C26

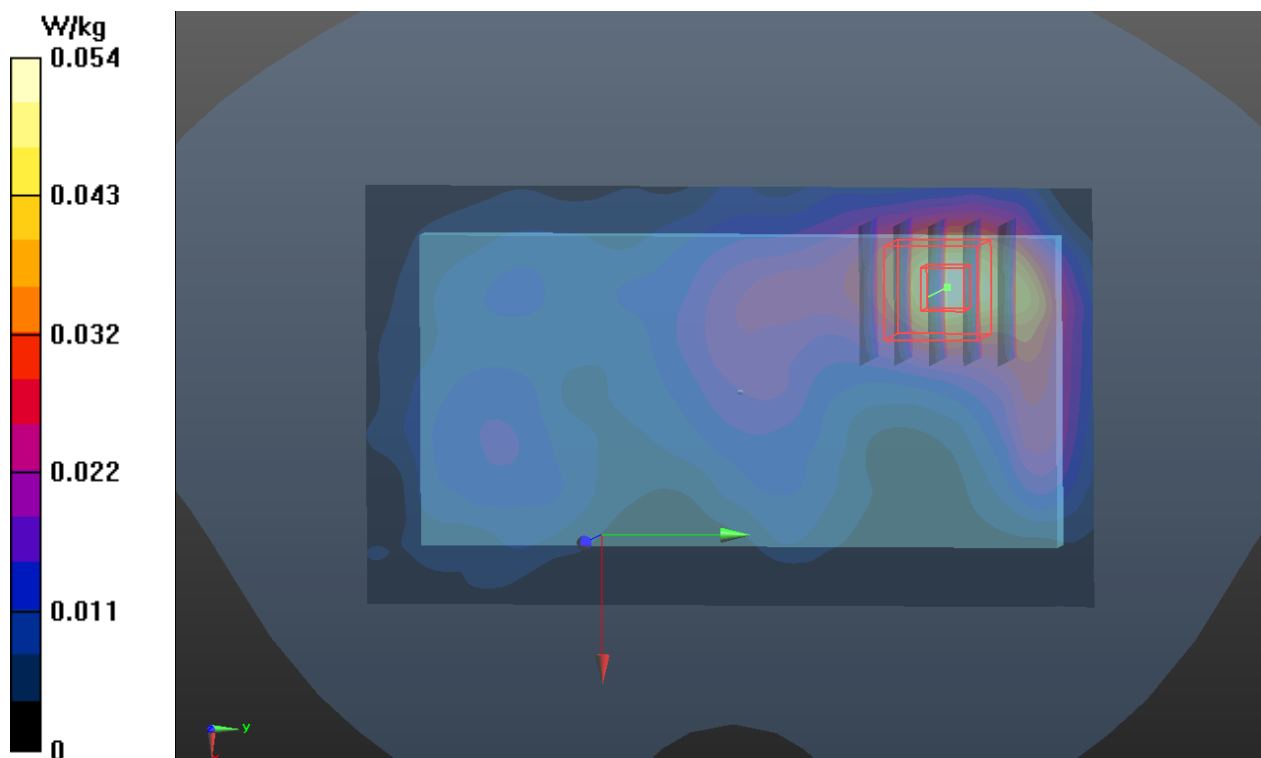
Communication System: WLAN\_2.4G; Frequency: 2412 MHz; Duty Cycle: 1:1  
Medium: B2450\_1130 Medium parameters used:  $f = 2412$  MHz;  $\sigma = 1.912$  S/m;  $\epsilon_r = 51.365$ ;  $\rho = 1000$  kg/m<sup>3</sup>  
Ambient Temperature : 21.2 °C; Liquid Temperature : 20.6 °C

#### DASY5 Configuration:

- Probe: EX3DV4 - SN3650; ConvF(7.09, 7.09, 7.09); Calibrated: 2013/04/30;
- Sensor-Surface: 2mm (Mechanical Surface Detection)
- Electronics: DAE3 Sn360; Calibrated: 2013/01/30
- Phantom: SAM Phantom\_Left; Type: SAM V4.0; Serial: TP 1653
- Measurement SW: DASY52, Version 52.8 (7); SEMCAD X Version 14.6.10 (7164)

- **Area Scan (81x141x1):** Interpolated grid:  $dx=1.200$  mm,  $dy=1.200$  mm  
Maximum value of SAR (interpolated) = 0.0539 W/kg

- **Zoom Scan (5x5x7)/Cube 0:** Measurement grid:  $dx=8$ mm,  $dy=8$ mm,  $dz=5$ mm  
Reference Value = 2.561 V/m; Power Drift = 0.06 dB  
Peak SAR (extrapolated) = 0.0790 W/kg  
**SAR(1 g) = 0.041 W/kg; SAR(10 g) = 0.022 W/kg**  
Maximum value of SAR (measured) = 0.0599 W/kg



## P21 802.11n\_HT20\_Rear Face\_1cm\_Ch36\_Sample1

### DUT: 131023C26

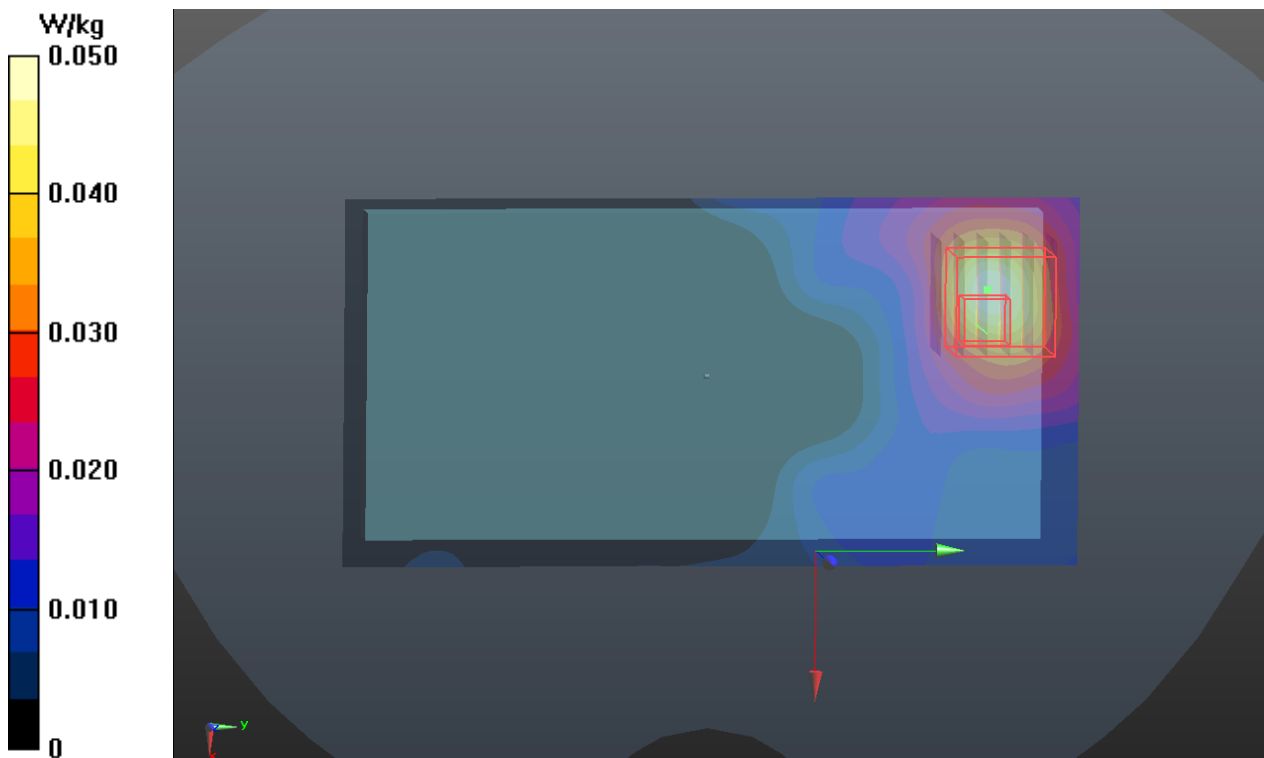
Communication System: WLAN\_5G; Frequency: 5180 MHz; Duty Cycle: 1:1.22  
Medium: B5G\_1203 Medium parameters used:  $f = 5180$  MHz;  $\sigma = 5.383$  S/m;  $\epsilon_r = 47.797$ ;  $\rho = 1000$  kg/m<sup>3</sup>  
Ambient Temperature : 21.5 °C; Liquid Temperature : 20.7 °C

#### DASY5 Configuration:

- Probe: EX3DV4 - SN3650; ConvF(4.51, 4.51, 4.51); Calibrated: 2013/04/30;
- Sensor-Surface: 2mm (Mechanical Surface Detection)
- Electronics: DAE3 Sn360; Calibrated: 2013/01/30
- Phantom: SAM Phantom\_Front; Type: SAM V4.0; Serial: TP 1654
- Measurement SW: DASY52, Version 52.8 (7); SEMCAD X Version 14.6.10 (7164)

- **Area Scan (81x161x1):** Interpolated grid: dx=1.000 mm, dy=1.000 mm  
Maximum value of SAR (interpolated) = 0.0502 W/kg

- **Zoom Scan (6x6x12)/Cube 0:** Measurement grid: dx=5mm, dy=5mm, dz=2mm  
Reference Value = 0.273 V/m; Power Drift = -0.07 dB  
Peak SAR (extrapolated) = 0.127 W/kg  
**SAR(1 g) = 0.039 W/kg; SAR(10 g) = 0.014 W/kg**  
Maximum value of SAR (measured) = 0.0703 W/kg





## P22 802.11a\_Front Face\_1cm\_Ch60\_Sample1

### DUT: 131023C26

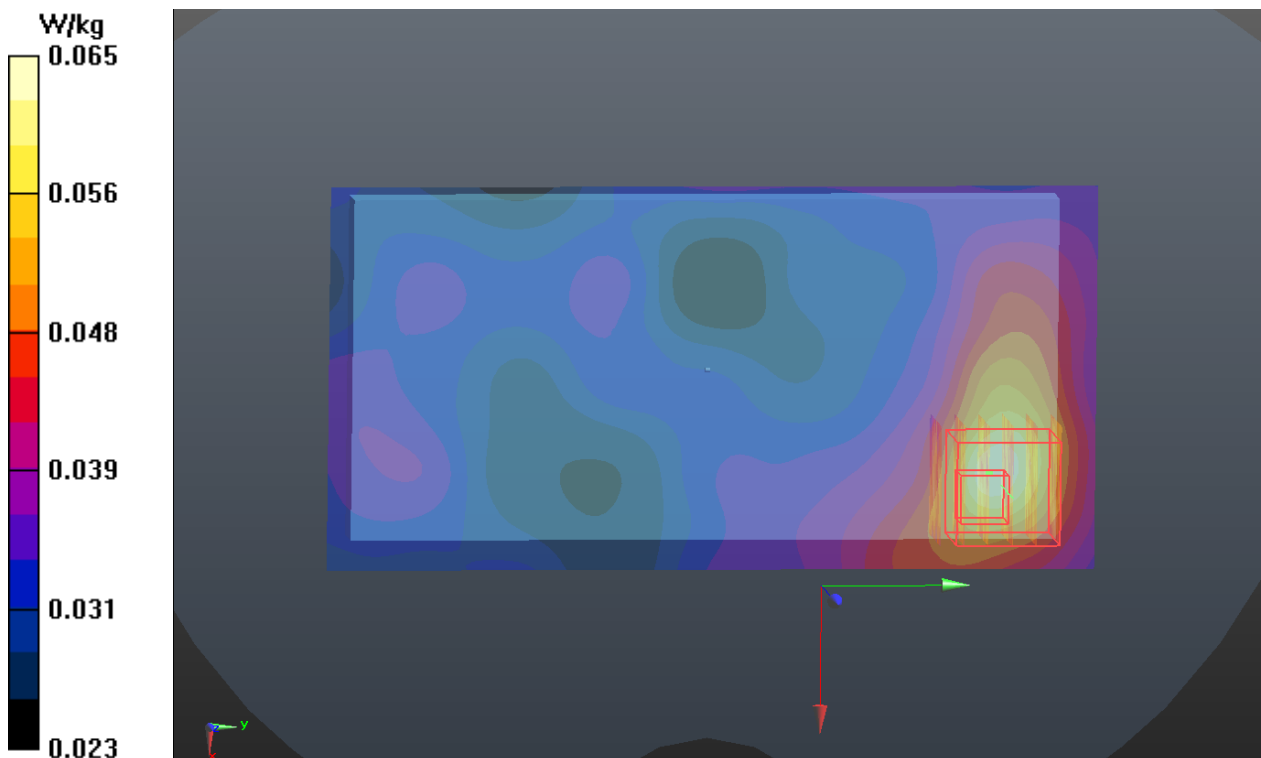
Communication System: WLAN\_5G; Frequency: 5300 MHz; Duty Cycle: 1:1.22  
Medium: B5G\_1203 Medium parameters used:  $f = 5300$  MHz;  $\sigma = 5.551$  S/m;  $\epsilon_r = 47.56$ ;  $\rho = 1000$  kg/m<sup>3</sup>  
Ambient Temperature : 21.6 °C; Liquid Temperature : 20.6 °C

#### DASY5 Configuration:

- Probe: EX3DV4 - SN3650; ConvF(4.31, 4.31, 4.31); Calibrated: 2013/04/30;
- Sensor-Surface: 2mm (Mechanical Surface Detection)
- Electronics: DAE3 Sn360; Calibrated: 2013/01/30
- Phantom: SAM Phantom\_Front; Type: SAM V4.0; Serial: TP 1654
- Measurement SW: DASY52, Version 52.8 (7); SEMCAD X Version 14.6.10 (7164)

- **Area Scan (81x161x1):** Interpolated grid: dx=1.000 mm, dy=1.000 mm  
Maximum value of SAR (interpolated) = 0.0649 W/kg

- **Zoom Scan (6x6x12)/Cube 0:** Measurement grid: dx=5mm, dy=5mm, dz=2mm  
Reference Value = 2.210 V/m; Power Drift = 0.04 dB  
Peak SAR (extrapolated) = 0.129 W/kg  
**SAR(1 g) = 0.061 W/kg; SAR(10 g) = 0.053 W/kg**  
Maximum value of SAR (measured) = 0.0736 W/kg



## P23 802.11n\_HT20\_Front Face\_1cm\_Ch100\_Sample1

**DUT: 131023C26**

Communication System: WLAN\_5G; Frequency: 5500 MHz; Duty Cycle: 1:1.22

Medium: B5G\_1204 Medium parameters used:  $f = 5500$  MHz;  $\sigma = 5.772$  S/m;  $\epsilon_r = 47.193$ ;  $\rho = 1000$  kg/m<sup>3</sup>

Ambient Temperature : 21.1 °C; Liquid Temperature : 20.4 °C

DASY5 Configuration:

- Probe: EX3DV4 - SN3650; ConvF(4, 4, 4); Calibrated: 2013/04/30;

- Sensor-Surface: 2mm (Mechanical Surface Detection)

- Electronics: DAE3 Sn360; Calibrated: 2013/01/30

- Phantom: SAM Phantom\_Front; Type: SAM V4.0; Serial: TP 1654

- Measurement SW: DASY52, Version 52.8 (7); SEMCAD X Version 14.6.10 (7164)

- **Area Scan (101x161x1)**: Interpolated grid: dx=1.000 mm, dy=1.000 mm

Maximum value of SAR (interpolated) = 0.0592 W/kg

- **Zoom Scan (6x6x12)/Cube 0**: Measurement grid: dx=5mm, dy=5mm, dz=2mm

Reference Value = 2.382 V/m; Power Drift = -0.08 dB

Peak SAR (extrapolated) = 0.131 W/kg

**SAR(1 g) = 0.062 W/kg; SAR(10 g) = 0.054 W/kg**

Maximum value of SAR (measured) = 0.0722 W/kg

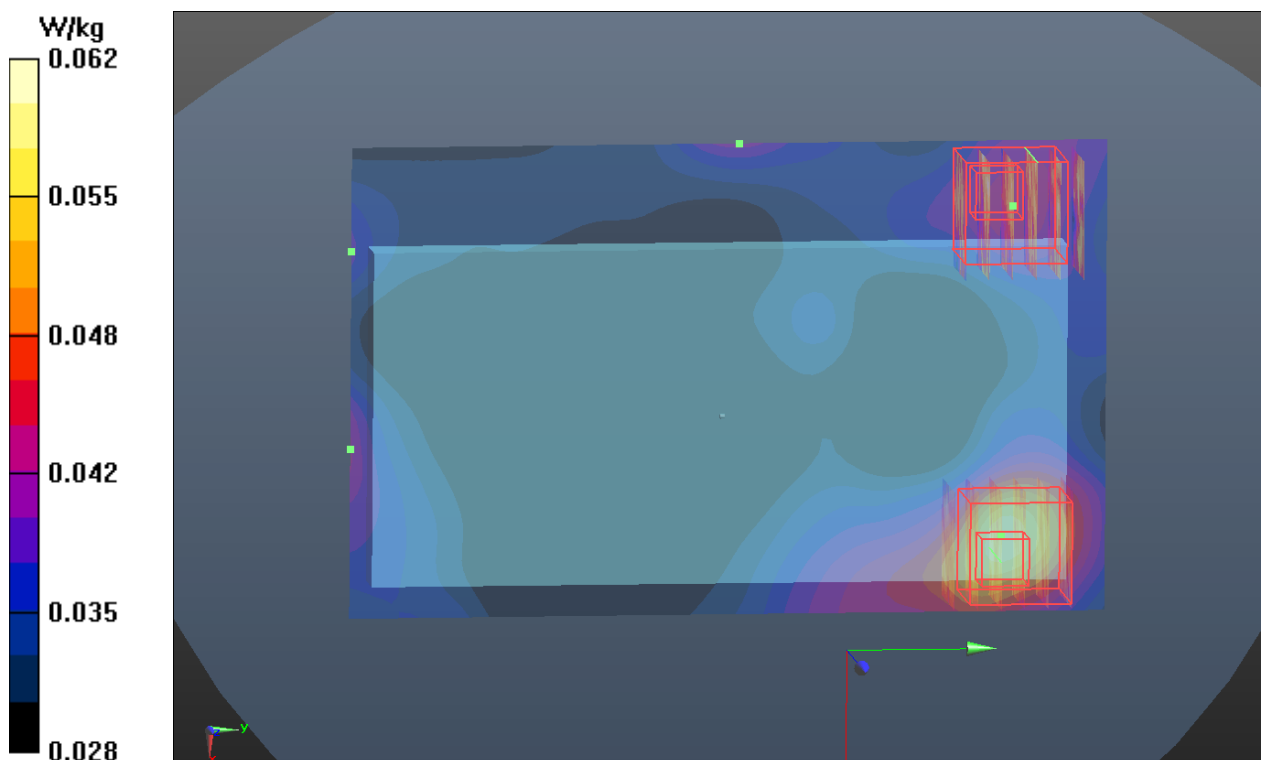
- **Zoom Scan (6x6x12)/Cube 1**: Measurement grid: dx=5mm, dy=5mm, dz=2mm

Reference Value = 2.382 V/m; Power Drift = -0.08 dB

Peak SAR (extrapolated) = 0.0620 W/kg

**SAR(1 g) = 0.054 W/kg; SAR(10 g) = 0.048 W/kg**

Maximum value of SAR (measured) = 0.0617 W/kg



## P24 802.11n\_HT20\_Front Face\_1cm\_Ch161\_Sample1

### DUT: 131023C26


Communication System: WLAN\_5G; Frequency: 5805 MHz; Duty Cycle: 1:1.22  
Medium: B5G\_1204 Medium parameters used:  $f = 5805$  MHz;  $\sigma = 6.218$  S/m;  $\epsilon_r = 46.606$ ;  $\rho = 1000$  kg/m<sup>3</sup>  
Ambient Temperature : 21.1 °C; Liquid Temperature : 20.4 °C

#### DASY5 Configuration:

- Probe: EX3DV4 - SN3650; ConvF(4.21, 4.21, 4.21); Calibrated: 2013/04/30;
- Sensor-Surface: 2mm (Mechanical Surface Detection)
- Electronics: DAE3 Sn360; Calibrated: 2013/01/30
- Phantom: SAM Phantom\_Front; Type: SAM V4.0; Serial: TP 1654
- Measurement SW: DASY52, Version 52.8 (7); SEMCAD X Version 14.6.10 (7164)

- **Area Scan (121x161x1):** Interpolated grid: dx=1.000 mm, dy=1.000 mm  
Maximum value of SAR (interpolated) = 0.0745 W/kg

- **Zoom Scan (6x6x12)/Cube 0:** Measurement grid: dx=5mm, dy=5mm, dz=2mm  
Reference Value = 2.092 V/m; Power Drift = 0.09 dB  
Peak SAR (extrapolated) = 0.108 W/kg  
**SAR(1 g) = 0.064 W/kg; SAR(10 g) = 0.055 W/kg**  
Maximum value of SAR (measured) = 0.0801 W/kg



## P25 GSM1900\_GPRS12\_Bottom Side\_1cm\_Ch810\_Sample1\_Ant0

### DUT: 131023C26

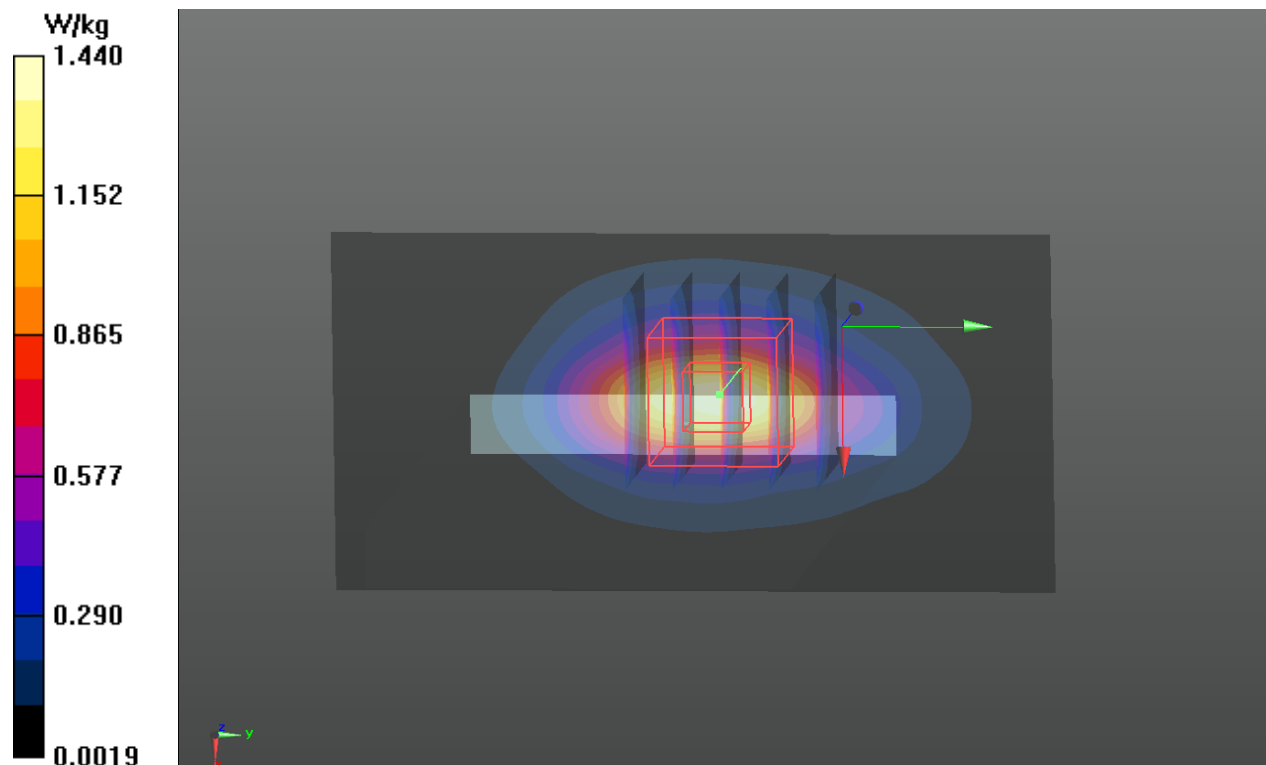
Communication System: GPRS12; Frequency: 1909.8 MHz; Duty Cycle: 1:2  
Medium: B1900\_1128 Medium parameters used:  $f = 1910$  MHz;  $\sigma = 1.555$  S/m;  $\epsilon_r = 53.186$ ;  $\rho = 1000$  kg/m<sup>3</sup>  
Ambient Temperature : 21.9 °C; Liquid Temperature : 21.1 °C

#### DASY5 Configuration:

- Probe: EX3DV4 - SN3650; ConvF(7.39, 7.39, 7.39); Calibrated: 2013/04/30;
- Sensor-Surface: 2mm (Mechanical Surface Detection)
- Electronics: DAE3 Sn360; Calibrated: 2013/01/30
- Phantom: SAM Phantom\_Left; Type: SAM V4.0; Serial: TP 1202
- Measurement SW: DASY52, Version 52.8 (7); SEMCAD X Version 14.6.10 (7164)

- **Area Scan (41x81x1):** Interpolated grid:  $dx=1.500$  mm,  $dy=1.500$  mm  
Maximum value of SAR (interpolated) = 1.44 W/kg

- **Zoom Scan (5x5x7)/Cube 0:** Measurement grid:  $dx=8$ mm,  $dy=8$ mm,  $dz=5$ mm  
Reference Value = 29.798 V/m; Power Drift = 0.06 dB  
Peak SAR (extrapolated) = 1.70 W/kg  
**SAR(1 g) = 1 W/kg; SAR(10 g) = 0.533 W/kg**  
Maximum value of SAR (measured) = 1.37 W/kg



## P26 WCDMA II\_RMC12.2K\_Bottom Side\_1cm\_Ch9400\_Sample1\_Ant0

### DUT: 131023C26

Communication System: WCDMA; Frequency: 1880 MHz; Duty Cycle: 1:1  
Medium: B1900\_1204 Medium parameters used:  $f = 1880$  MHz;  $\sigma = 1.544$  S/m;  $\epsilon_r = 52.128$ ;  $\rho = 1000$  kg/m<sup>3</sup>  
Ambient Temperature : 21.4 °C; Liquid Temperature : 21.3 °C

#### DASY5 Configuration:

- Probe: EX3DV4 - SN3650; ConvF(7.39, 7.39, 7.39); Calibrated: 2013/04/30;
- Sensor-Surface: 2mm (Mechanical Surface Detection)
- Electronics: DAE3 Sn360; Calibrated: 2013/01/30
- Phantom: SAM Phantom\_Front; Type: SAM V4.0; Serial: TP 1654
- Measurement SW: DASY52, Version 52.8 (7); SEMCAD X Version 14.6.10 (7164)

- **Area Scan (121x71x1):** Interpolated grid:  $dx=0.4000$  mm,  $dy=1.500$  mm  
Maximum value of SAR (interpolated) = 1.27 W/kg

- **Zoom Scan (5x5x7)/Cube 0:** Measurement grid:  $dx=8$ mm,  $dy=8$ mm,  $dz=5$ mm  
Reference Value = 27.337 V/m; Power Drift = 0.14 dB  
Peak SAR (extrapolated) = 1.49 W/kg  
**SAR(1 g) = 0.888 W/kg; SAR(10 g) = 0.481 W/kg**  
Maximum value of SAR (measured) = 1.21 W/kg

