

PHOTOGRAPHS OF THE TEST CONFIGURATION

CONDUCTED EMISSION TEST
(For Bluetooth & Bluetooth LE 4.0)



CONDUCTED EMISSION TEST
(For WLAN 2.4GHz & 5GHz)



CONDUCTED EMISSION TEST
(For NFC)









A D T

RADIATED EMISSION TEST


(For Bluetooth)



RADIATED EMISSION TEST
(For WLAN 2.4GHz)



RADIATED EMISSION TEST
(For WLAN 5GHz)
(5745-5805MHz)







A D T

(WWAN)

(PART 22)



RADIATED EMISSION TEST






A D T

ERP POWER TEST



(PART 24)


RADIATED EMISSION TEST






A D T

EIRP POWER TEST



PHOTOGRAPHS OF THE TEST CONFIGURATION

Set UUT as Client without radar detection mode (Radar injected into Master)



FCC SAR Test Report

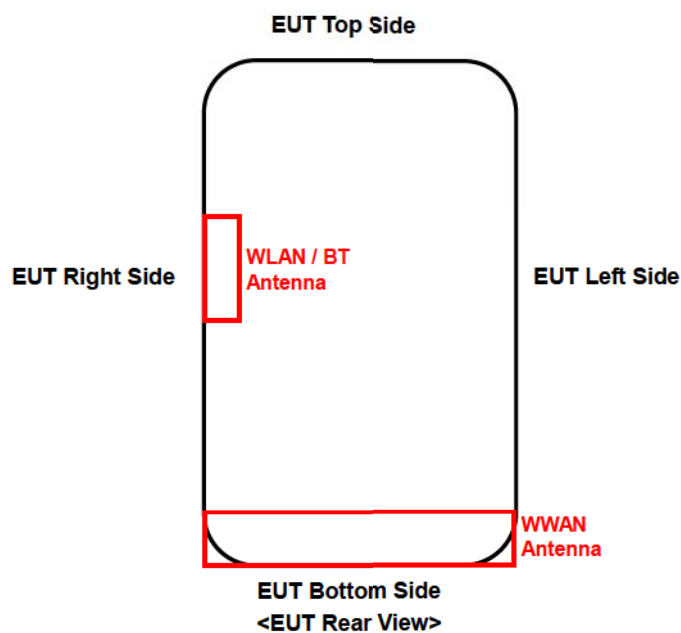
<Photographs of EUT>



FCC SAR Test Report

A D T

<Antenna Location>




The separation distance for antenna to edge:

Antenna	To Top Side (mm)	To Bottom Side (mm)	To Left Side (mm)	To Right Side (mm)
WWAN	115	0	0	0
WLAN / BT	33	65	57	0

FCC SAR Test Report

<Photographs of SAR Setup>



FCC SAR Test Report

	
Left Side of EUT with 1.0 cm Gap	Right Side of EUT with 1.0 cm Gap
	
Bottom Side of EUT with 1.0 cm Gap	Front Face of EUT with 1.0 cm Gap (EUT with Earphone 1)
	
Front Face of EUT with 1.0 cm Gap (EUT with Earphone 2)	