



PHOTOGRAPHS OF THE TEST CONFIGURATION

CONDUCTED EMISSION TEST
(For Bluetooth & Bluetooth LE 4.0)





CONDUCTED EMISSION TEST
(For WLAN 2.4GHz & 5GHz)




CONDUCTED EMISSION TEST
(For NFC)




RADIATED EMISSION TEST (For Bluetooth)




RADIATED EMISSION TEST
(For WLAN 2.4GHz)



RADIATED EMISSION TEST
(For WLAN 5GHz)
(5180-5240MHz & 5260MHz-5320MHz)





RADIATED EMISSION TEST
(For WLAN 5GHz)
(5500MHz-5805MHz & 5745MHz-5805MHz)





(WWAN)

(PART 22)


RADIATED EMISSION TEST





ERP POWER TEST




(PART 24)
RADIATED EMISSION TEST
(For CDMA)



RADIATED EMISSION TEST (For LTE Band 25)




EIRP POWER TEST





(PART 27)


RADIATED EMISSION TEST




EIRP POWER TEST





(PART 90)
RADIATED EMISSION TEST
(For CDMA)



RADIATED EMISSION TEST (For LTE Band 26)



ERP POWER TEST (For CDMA)



ERP POWER TEST
(For LTE Band 26)

