

PHOTOGRAPHS OF THE TEST CONFIGURATION

CONDUCTED EMISSION TEST
(For Bluetooth & Bluetooth LE 4.0)



CONDUCTED EMISSION TEST
(For WLAN 2.4GHz & 5GHz)





CONDUCTED EMISSION TEST (For NFC)






A D T


RADIATED EMISSION TEST (For Bluetooth)



RADIATED EMISSION TEST (For WLAN 2.4GHz)



RADIATED EMISSION TEST
(For WLAN 5GHz)
(5180-5240MHz)







A D T


RADIATED EMISSION TEST

(For WLAN 5GHz)



(5260-5320MHz & 5500-5700MHz & 5745-5805MHz)



(WWAN)
(PART 22)
RADIATED EMISSION TEST
(GSM/EDGE/WCDMA)





RADIATED EMISSION TEST (CDMA)





A D T

ERP POWER TEST








A D T

(PART 24)

RADIATED EMISSION TEST
(GSM/EDGE/WCDMA)





RADIATED EMISSION TEST (CDMA)







A D T


EIRP POWER TEST (GSM/EDGE/WCDMA)



EIRP POWER TEST (CDMA)





(PART 27)
RADIATED EMISSION TEST
(LTE Band 13)





A D T

RADIATED EMISSION TEST (LTE Band 13)





A D T

ERP / EIRP POWER TEST

