


# Model A2.45LP15

## 2.4 GHz 180° Long Panel Antenna

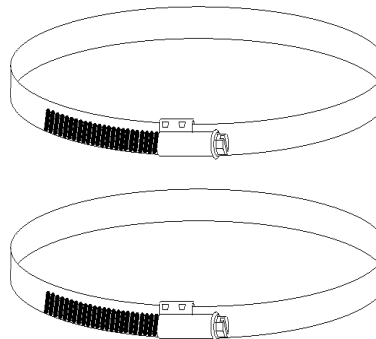


**The Model A2.45LP15** is a 2.4 GHz long panel antenna designed primarily for use at Wireless Internet Point of Presence (WIPOP) base sites. It is used to provide segmented coverage over a selected area and features a 180° horizontal beamwidth. It also has a tilt down bracket option to focus the main beamwidth downward when installed on a mountain top, tall radio tower or building. It is also ideal when setting up multiple WIPOP cell sites since the size of the cell is easily set based on the down-tilt.

### Antenna Features:

- 15 dBi gain
- Front to back ratio > 30 dB
- 180° horizontal beamwidth
- 5° vertical beamwidth
- Designed for the 2.4 GHz Spread Spectrum band
- Fiberglass Radome
- Galvanized steel heavy duty mounting hardware
- Down-tilt bracket available
- Enables coverage over segmented areas customized with maximum gain
- Provides for flexible sized cell site coverage area
- Works equally well with Direct Sequence or Frequency Hopping Spread Spectrum Systems
- 1 Year Warranty
- Made in the USA

**Heavy duty mounting hardware** ensure a solid, reliable mounting even in the harshest mountaintop or weather conditions.



*Mounting clamps that come with the antenna provide for a vertical mounting. Several different sizes are available for the various diameters of the mast. Tilt-down brackets are also available.*

### Ordering Information:

A2.45LP15 . . . . . \$995.00

TB 13 Tilt down bracket . . . . . add \$95.00

# Model A2.45LP15

## 2.4GHz 180° Long Panel Antenna

### Specifications:

**Frequency Range:** 2305 - 2485 MHz (broadband)

**Gain:** 15 dBi

**Impedance:** 50 ohms

**VSWR:** < 1.5 : 1

**Polarization:** Vertical

**Front-to-Back ratio:** >23 dB

**Maximum input**

200 Watt (at 50° C)

**H-plane beam-** 180° (half - power)

**E-plane beam-** 5° (half - power)

**Termination:** 7/16 DIN female

**Weight:** 17 lb (7.7 kg)

**Dimensions:** 52.3 x 9 x 6 inches

**Equivalent flat**

**plate area:** 2.6 Square Feet (0.24 square me-

**Wind survival rat-** 120 mph (200 kph)

**Shipping dimen-** 60 x 8 x 6  
(1525 x 203 x 152)

**Shipping weight:** 25 lb (11.3 kg)

**Mounting:** Fixed and tilt-mounting options are available for 1.2 to 5.3 inch (30 to 135 mm) OD masts. Panel without

### Mounting Options

<u>Model</u>	<u>Description</u>
--------------	--------------------

AMC- 1:	Mounting Kit for 1.2 to 2.125 inch OD mast.
---------	---


AMC- 2:	Mounting Kit for 2.125 to 3 inch OD mast.
---------	---

AMC- 3:	Mounting Kit for 3 to 3.75 inch OD mast.
---------	--


AMC- 4:	Mounting Kit for 3.75 to 4.5 inch OD mast.
---------	--

AMC- 5:	Mounting Kit for 4.5 to 5.3 inch OD mast.
---------	---

TB- 13:	Tilt Mounting Kit for use with the above
---------	--



*Horizontal Pattern*



*Vertical Pattern*

