



KES Co., Ltd.

C-3701, 40, Simin-daero 365beon-gil,
Dongan-gu, Anyang-si, Gyeonggi-do, Korea
Tel: +82-31-425-6200 / Fax: +82-31-424-0450
www.kes.co.kr

Test report No.:
KES-RF-17T0023-R1
Page (104) of (163)

Mode: UNII-2A(HT20)
Distance of measurement: 3 meter
Channel: 64

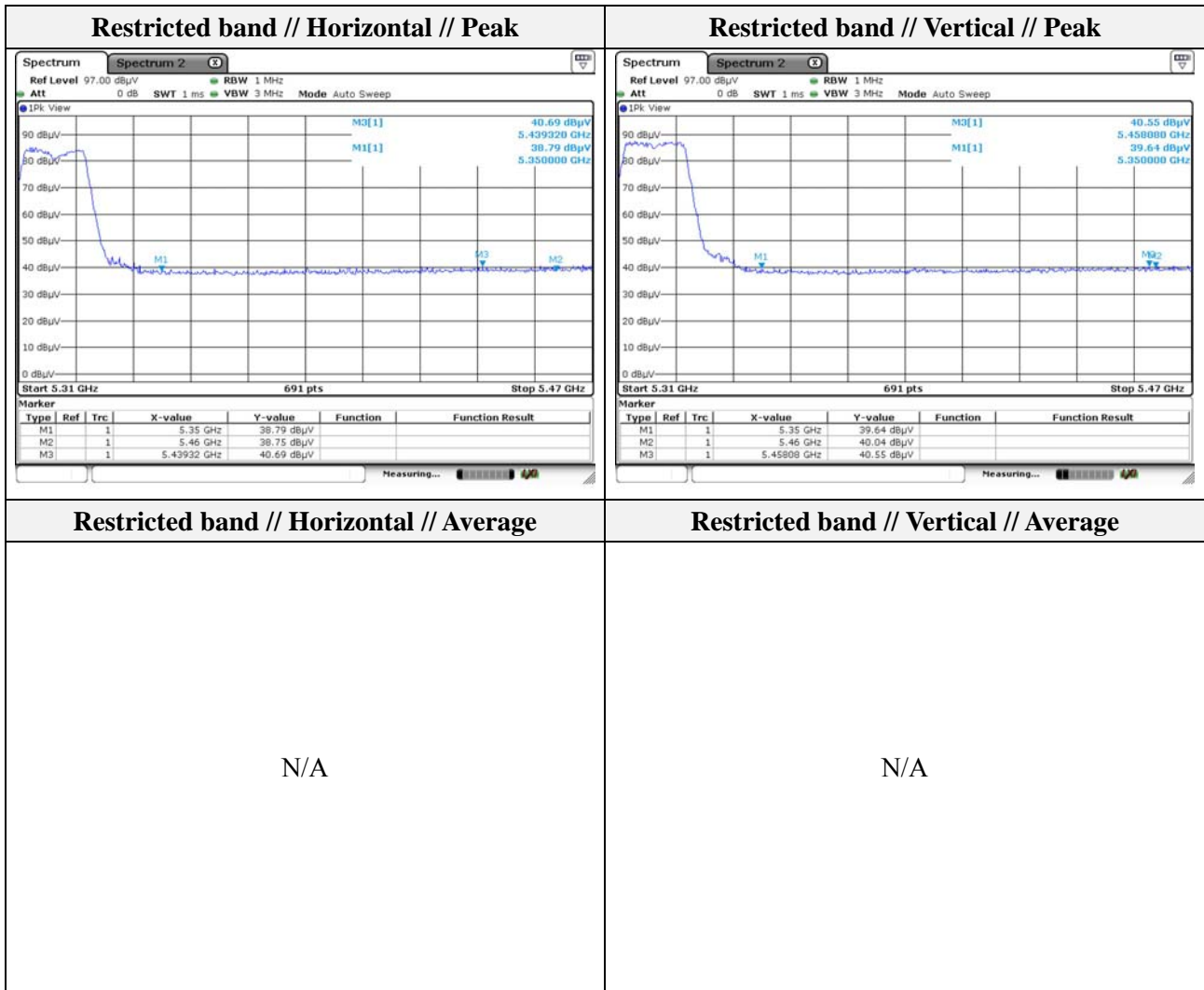
- **Spurious**

Frequency (MHz)	Level (dB μ V)	Detect mode	Ant. Pol. (H/V)	CF (dB)	DCF (dB)	Field strength (dB μ V/m)	Limit (dB μ V/m)	Margin (dB)
1835.70	46.56	Peak	H	-5.51	-	41.05	74.00	32.95
2349.50	46.52	Peak	H	-2.47	-	44.05	74.00	29.95
2161.40	45.52	Peak	V	-3.43	-	42.09	74.00	31.91
2349.50	44.41	Peak	V	-2.47	-	41.94	74.00	32.06

- **Band edge**

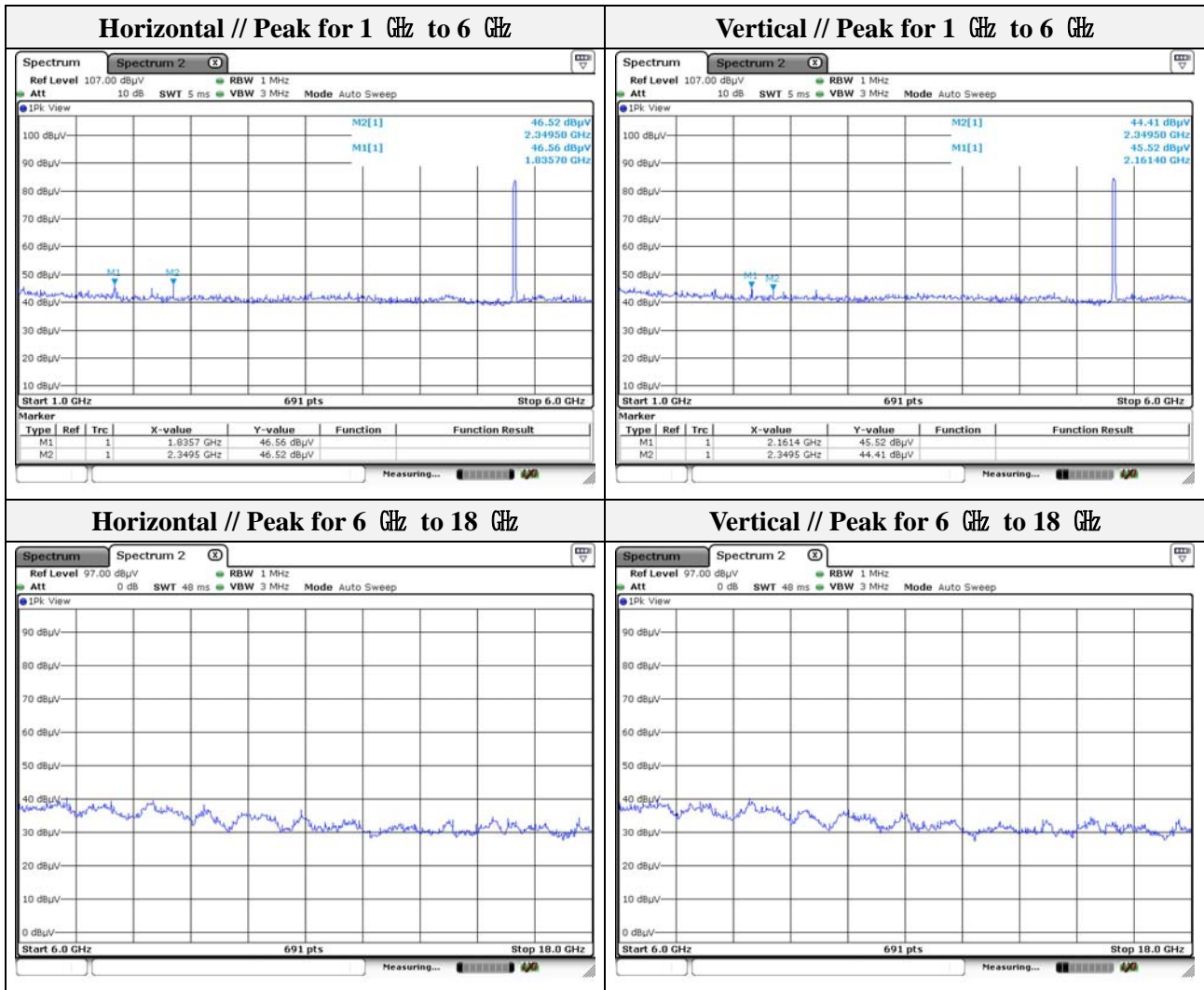
Frequency (MHz)	Level (dB μ V)	Detect mode	Ant. Pol. (H/V)	CF (dB)	DCF (dB)	Field strength (dB μ V/m)	Limit (dB μ V/m)	Margin (dB)
5439.32	40.69	Peak	H	3.31	-	44.00	74.00	30.00
5458.08	40.55	Peak	V	3.23	-	43.78	74.00	30.22

This report shall not be reproduced except in full, without the written approval of KES Co., Ltd.
The test results in the report only apply to the tested sample.



Note.

1. Average test was not performed because peak result is lower than the average limit.



Note.

1. No spurious emission were detected above 6 GHz.



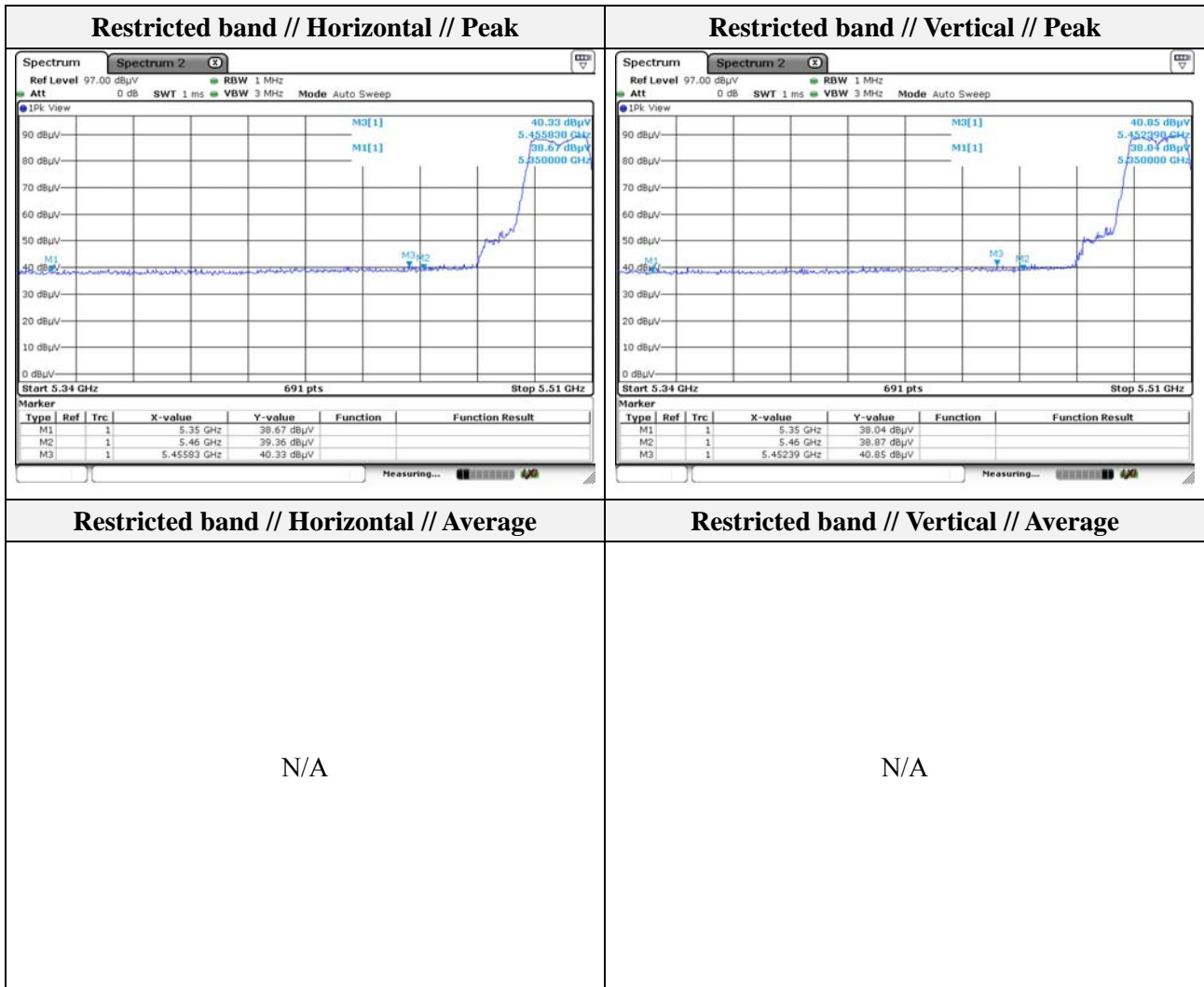
Mode: UNII-2C(HT20)
Distance of measurement: 3 meter
Channel: 100

- **Spurious**

Frequency (MHz)	Level (dB μ V)	Detect mode	Ant. Pol. (H/V)	CF (dB)	DCF (dB)	Field strength (dB μ V/m)	Limit (dB μ V/m)	Margin (dB)
1814.00	46.50	Peak	H	-5.68	-	40.82	74.00	33.18
2342.30	45.80	Peak	H	-2.51	-	43.29	74.00	30.71
2161.40	45.83	Peak	V	-3.43	-	42.40	74.00	31.60
2349.50	46.15	Peak	V	-2.47	-	43.68	74.00	30.32

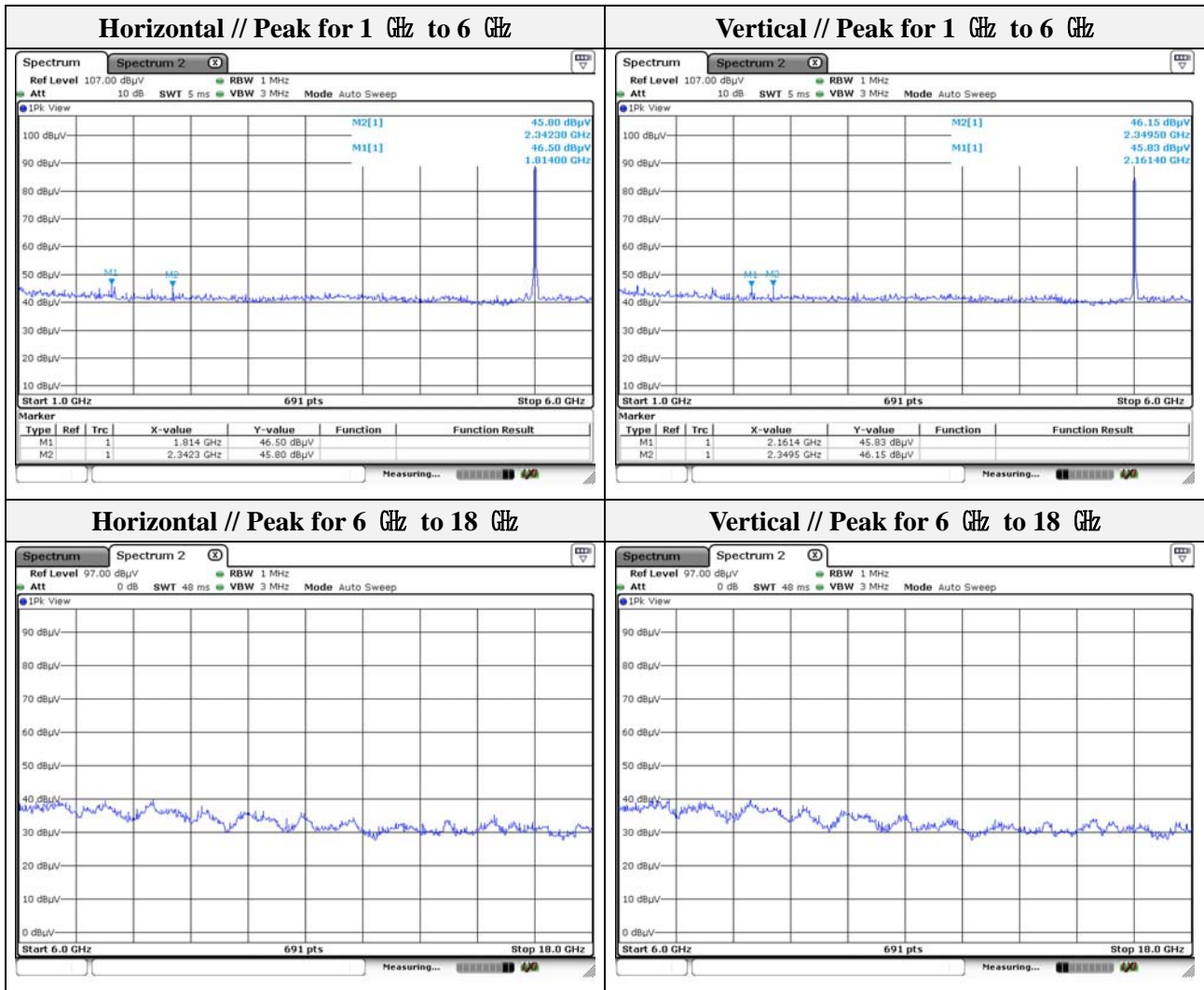
- **Band edge**

Frequency (MHz)	Level (dB μ V)	Detect mode	Ant. Pol. (H/V)	CF (dB)	DCF (dB)	Field strength (dB μ V/m)	Limit (dB μ V/m)	Margin (dB)
5455.83	40.33	Peak	H	3.24	-	43.57	74.00	30.43
5452.39	40.85	Peak	V	3.26	-	44.11	74.00	29.89



Note.

1. Average test was not performed because peak result is lower than the average limit.



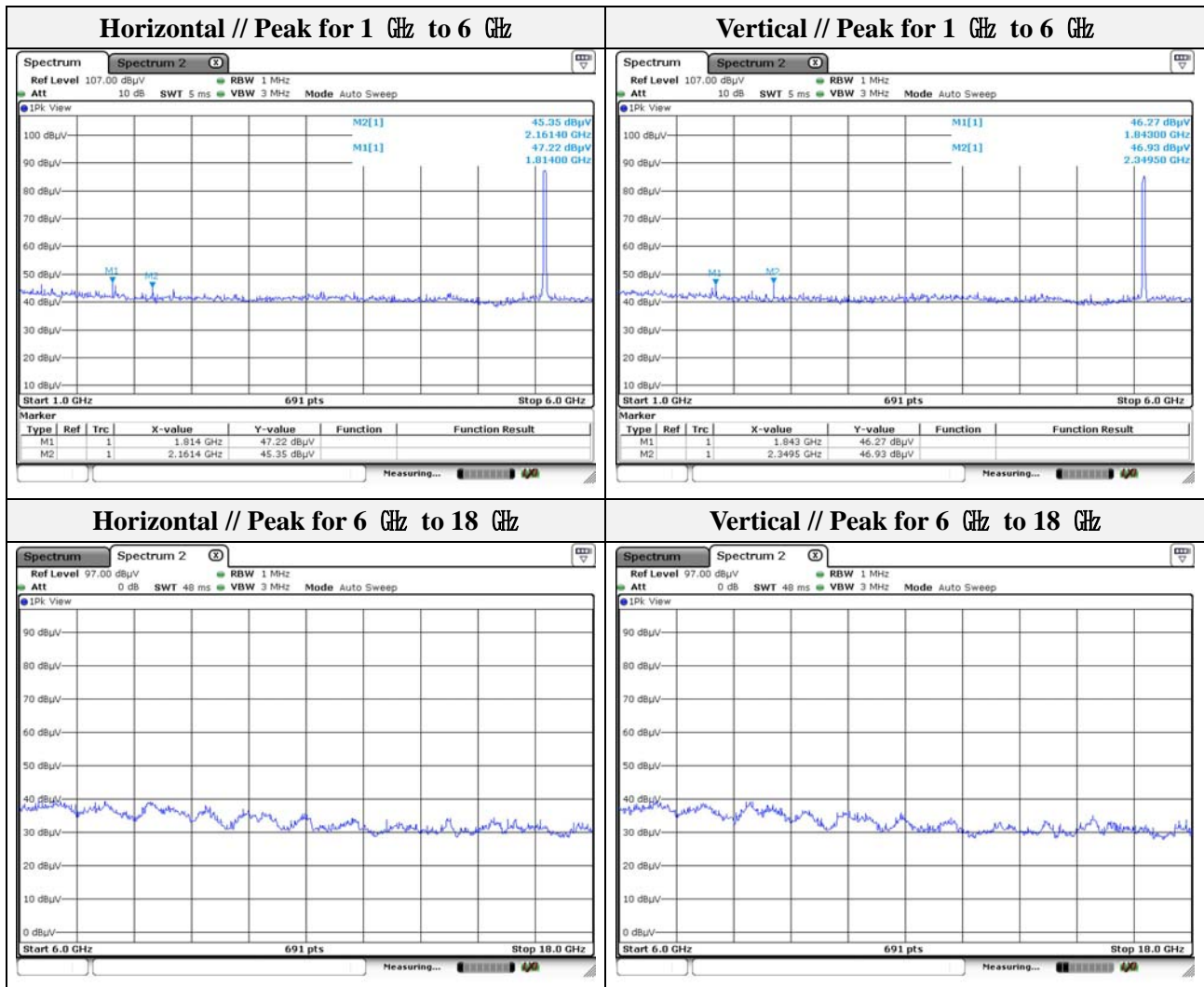
This report shall not be reproduced except in full, without the written approval of KES Co., Ltd.
 The test results in the report only apply to the tested sample.



Mode: UNII-2C(HT20)
 Distance of measurement: 3 meter
 Channel: 116

- Spurious

Frequency (MHz)	Level (dBμV)	Detect mode	Ant. Pol. (H/V)	CF (dB)	DCF (dB)	Field strength (dBμV/m)	Limit (dBμV/m)	Margin (dB)
1814.00	47.22	Peak	H	-5.68	-	41.54	74.00	32.46
2161.40	45.35	Peak	H	-3.43	-	41.92	74.00	32.08
1843.00	46.27	Peak	V	-5.45	-	40.82	74.00	33.18
2349.50	46.93	Peak	V	-2.47	-	44.46	74.00	29.54



This report shall not be reproduced except in full, without the written approval of KES Co., Ltd.
 The test results in the report only apply to the tested sample.



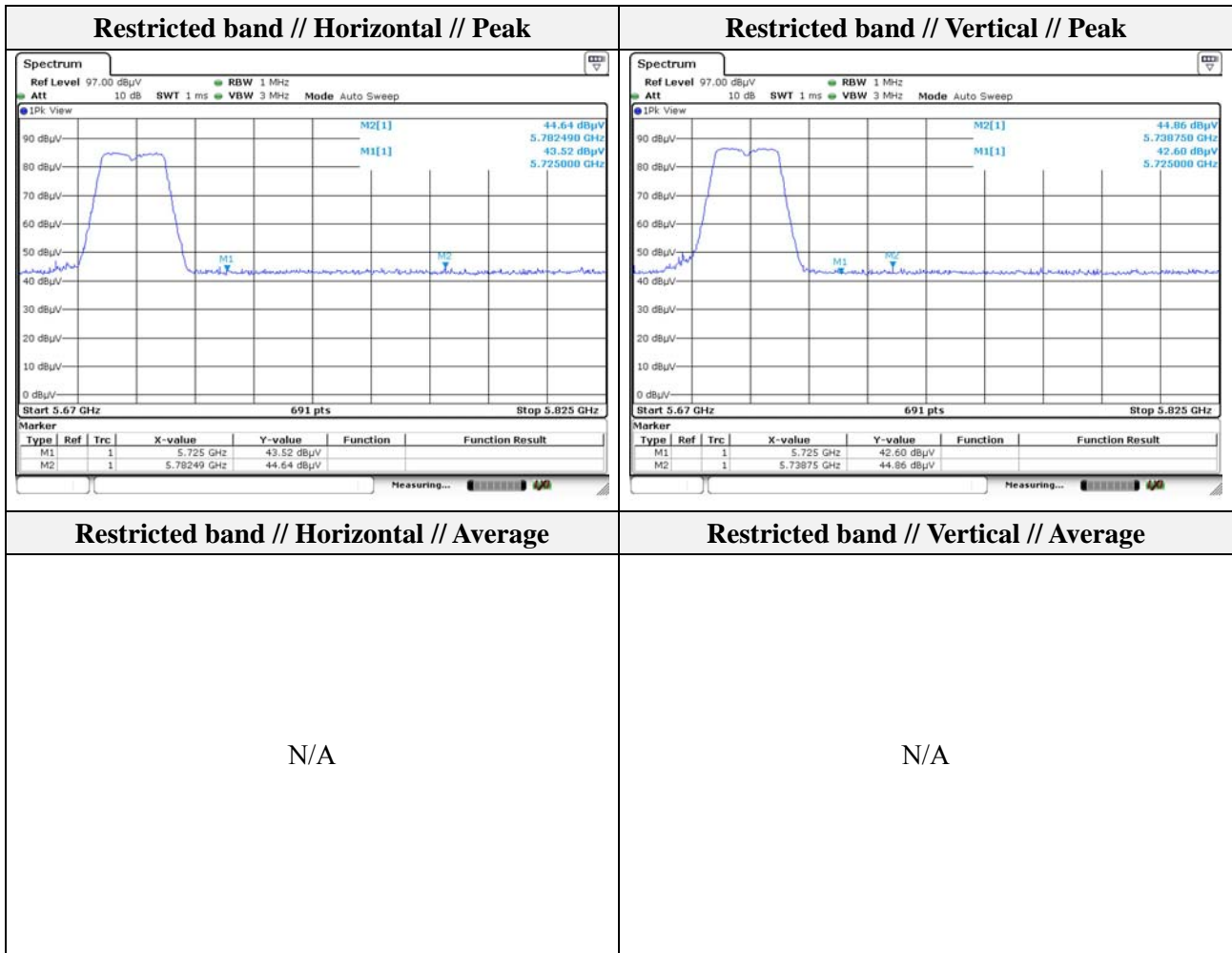
Mode: UNII-2C(HT20)
Distance of measurement: 3 meter
Channel: 140

- **Spurious**

Frequency (MHz)	Level (dB μ V)	Detect mode	Ant. Pol. (H/V)	CF (dB)	DCF (dB)	Field strength (dB μ V/m)	Limit (dB μ V/m)	Margin (dB)
1814.00	46.74	Peak	H	-5.68	-	41.06	74.00	32.94
2161.40	45.26	Peak	H	-3.43	-	41.83	74.00	32.17
2241.00	45.21	Peak	H	-3.03	-	42.18	74.00	31.82
2349.50	46.39	Peak	V	-2.47	-	43.92	74.00	30.08

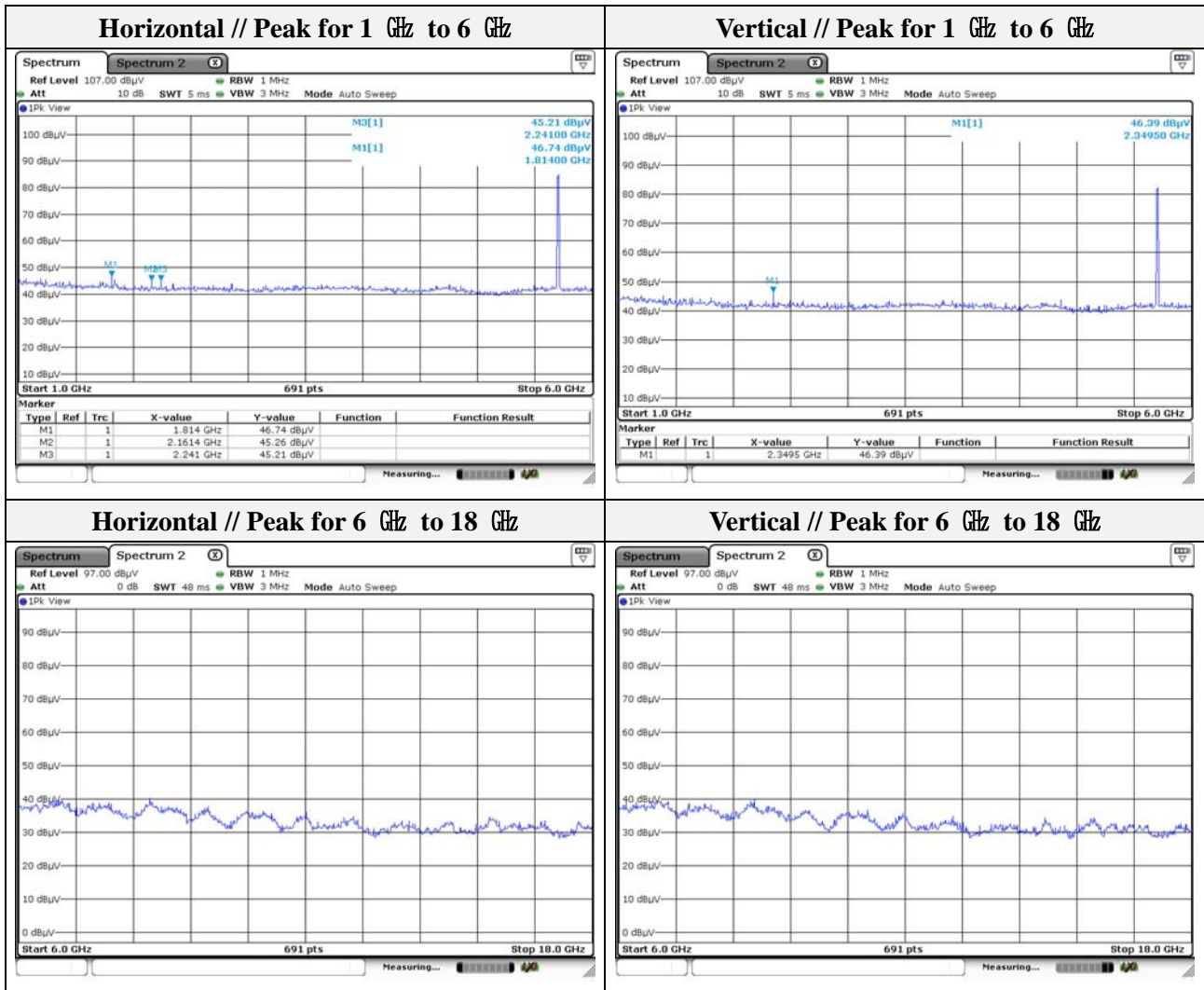
- **Band edge**

Frequency (MHz)	Level (dB μ V)	Detect mode	Ant. Pol. (H/V)	CF (dB)	DCF (dB)	Field strength (dB μ V/m)	Limit (dB μ V/m)	Margin (dB)
5782.49	44.64	Peak	H	1.84	-	46.48	68.20	21.72
5738.75	44.86	Peak	V	2.07	-	46.93	68.20	21.27



Note.

1. Average test was not performed because peak result is lower than the average limit.



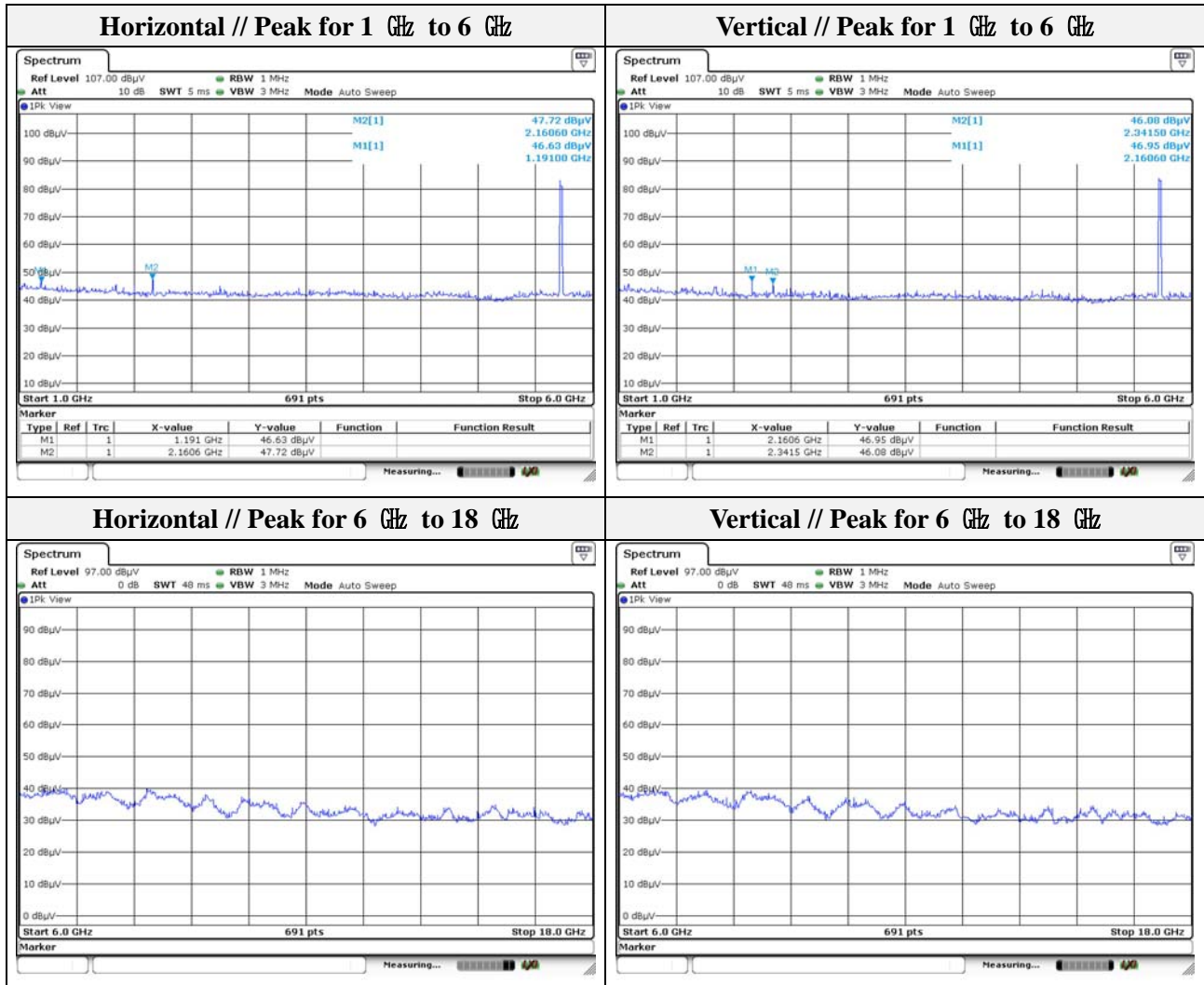
Note.

1. No spurious emission were detected above 6 GHz.

Mode: UNII-2C(HT20)
 Distance of measurement: 3 meter
 Channel: 144

- **Spurious**

Frequency (MHz)	Level (dBμV)	Detect mode	Ant. Pol. (H/V)	CF (dB)	DCF (dB)	Field strength (dBμV/m)	Limit (dBμV/m)	Margin (dB)
1191.00	46.63	Peak	H	-8.90	-	37.73	74.00	36.27
2160.60	47.72	Peak	H	-3.44	-	44.28	74.00	29.72
2160.60	46.95	Peak	V	-3.44	-	43.51	74.00	30.49
2341.50	46.08	Peak	V	-2.51	-	43.57	74.00	30.43



This report shall not be reproduced except in full, without the written approval of KES Co., Ltd.
 The test results in the report only apply to the tested sample.



KES Co., Ltd.

C-3701, 40, Simin-daero 365beon-gil,
Dongan-gu, Anyang-si, Gyeonggi-do, Korea
Tel: +82-31-425-6200 / Fax: +82-31-424-0450
www.kes.co.kr

Test report No.:
KES-RF-17T0023-R1
Page (115) of (163)

Mode: UNII-3(HT20)
Distance of measurement: 3 meter
Channel: 149

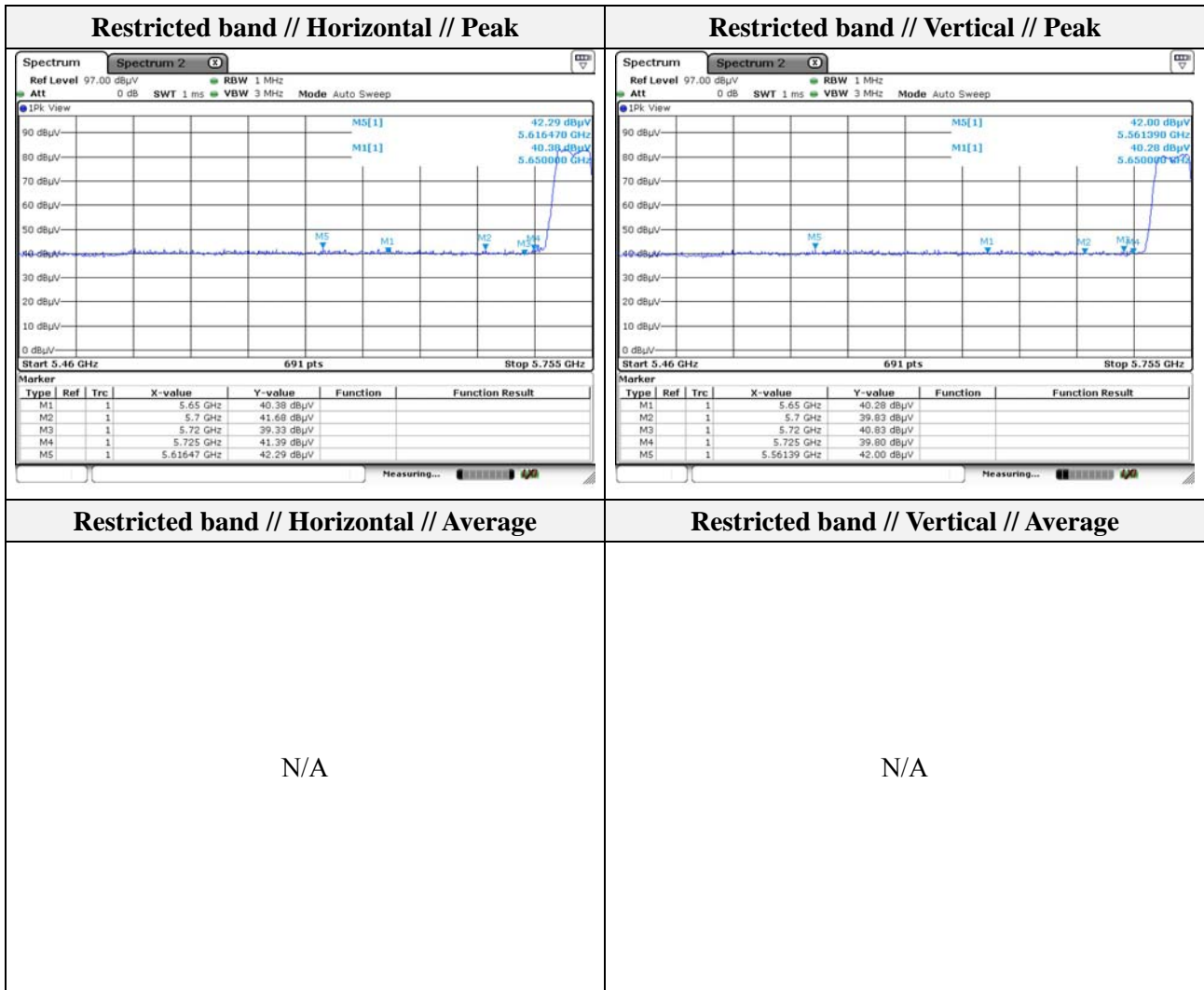
- **Spurious**

Frequency (MHz)	Level (dB μ V)	Detect mode	Ant. Pol. (H/V)	CF (dB)	DCF (dB)	Field strength (dB μ V/m)	Limit (dB μ V/m)	Margin (dB)
1814.00	48.16	Peak	H	-5.68	-	42.48	74.00	31.52
2161.40	48.30	Peak	H	-3.43	-	44.87	74.00	29.13
1821.30	45.58	Peak	V	-5.62	-	39.96	74.00	34.04
2349.50	46.25	Peak	V	-2.47	-	43.78	74.00	30.22

- **Band edge**

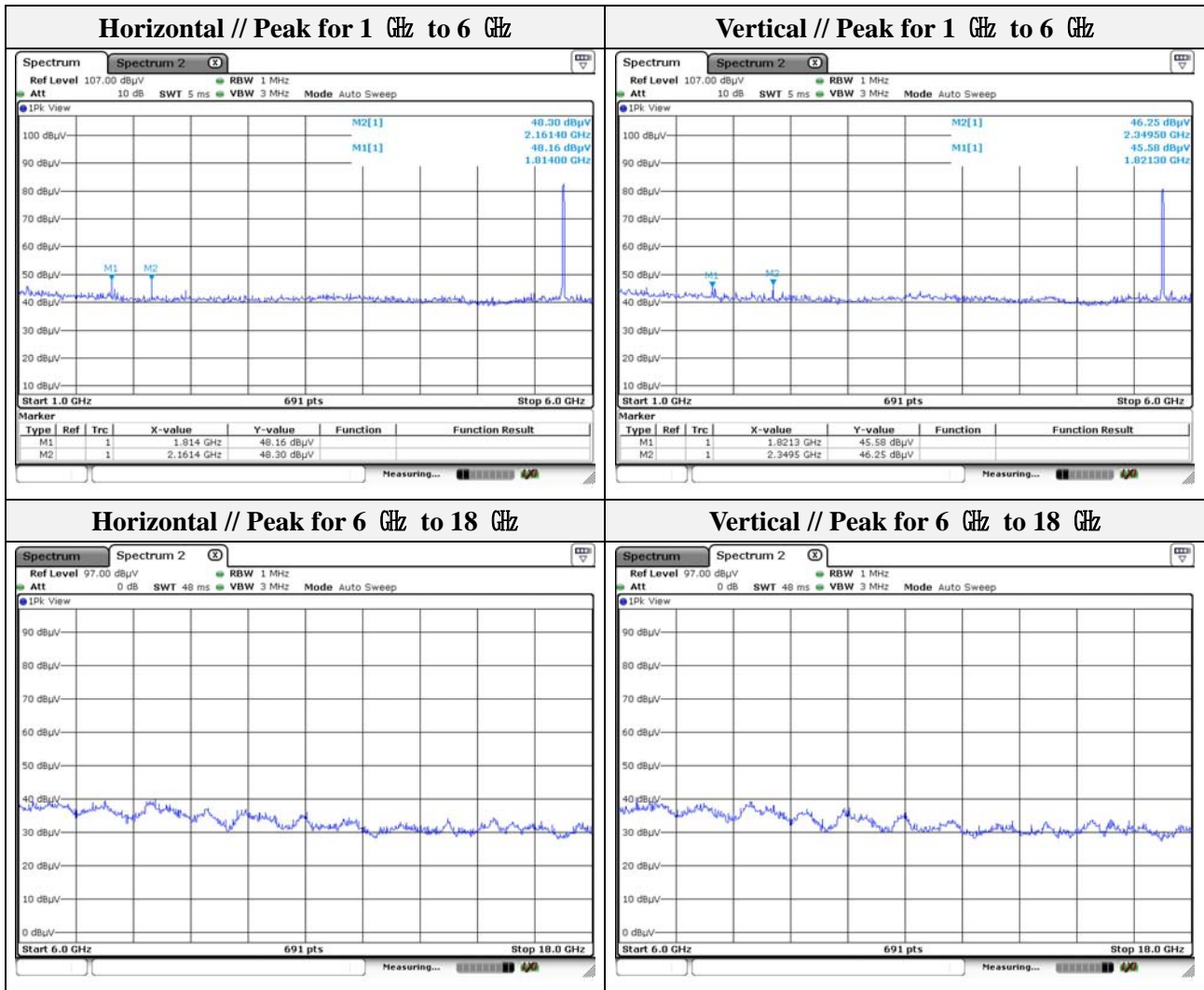
Frequency (MHz)	Level (dB μ V)	Detect mode	Ant. Pol. (H/V)	CF (dB)	DCF (dB)	Field strength (dB μ V/m)	Limit (dB μ V/m)	Margin (dB)
5725.00	41.39	Peak	H	2.14	-	43.53	122.20	78.67
5616.47	42.29	Peak	H	2.70	-	44.99	68.20	23.21
5725.00	39.80	Peak	V	2.14	-	41.94	122.20	80.26
5561.39	42.00	Peak	V	2.89	-	44.89	68.20	23.31

This report shall not be reproduced except in full, without the written approval of KES Co., Ltd.
The test results in the report only apply to the tested sample.



Note.

1. Average test was not performed because peak result is lower than the average limit.

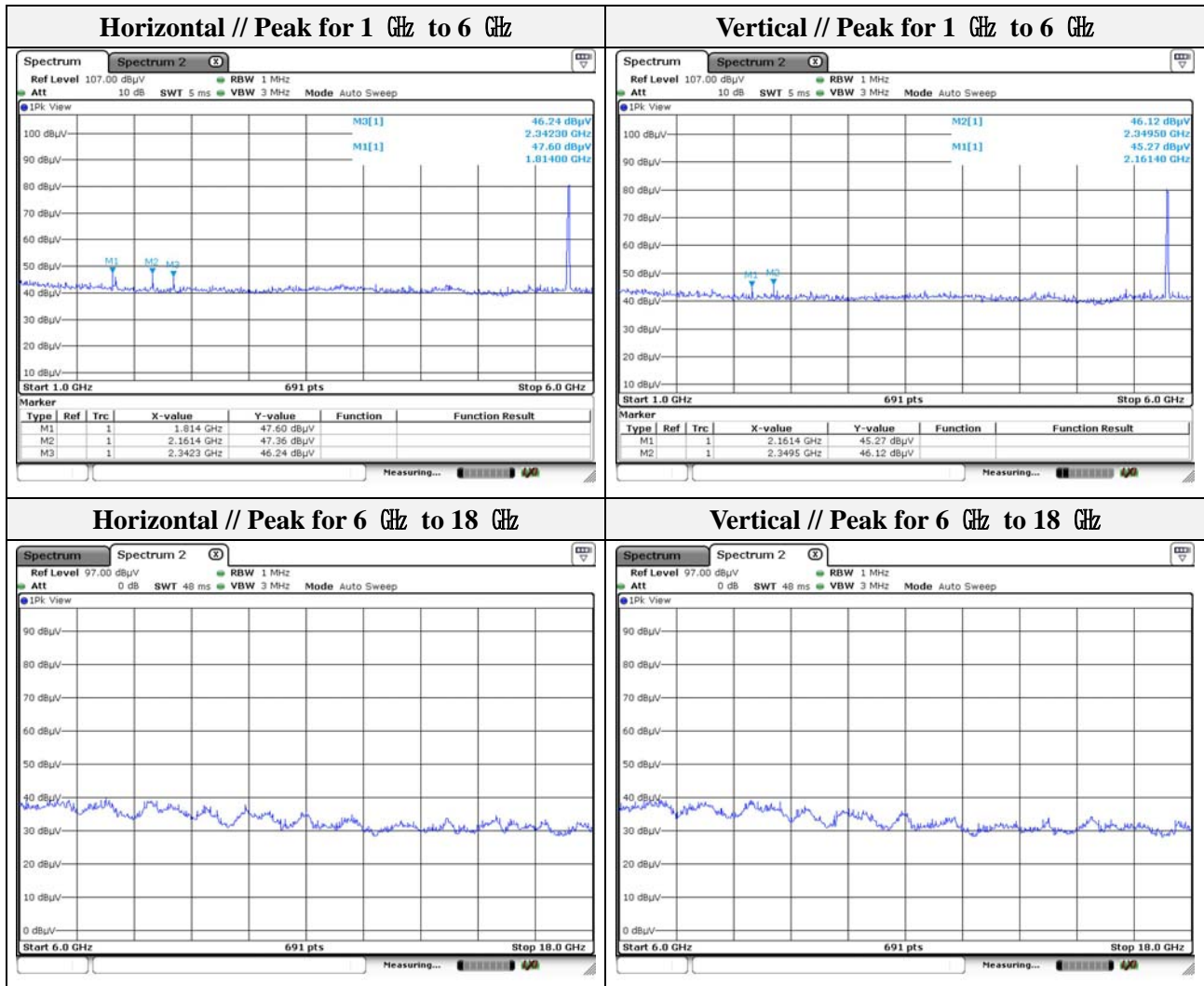


This report shall not be reproduced except in full, without the written approval of KES Co., Ltd.
 The test results in the report only apply to the tested sample.

Mode: UNII-3(HT20)
 Distance of measurement: 3 meter
 Channel: 157

- Spurious

Frequency (MHz)	Level (dB μ V)	Detect mode	Ant. Pol. (H/V)	CF (dB)	DCF (dB)	Field strength (dB μ V/m)	Limit (dB μ V/m)	Margin (dB)
1814.00	47.60	Peak	H	-5.68	-	41.92	74.00	32.08
2161.40	47.36	Peak	H	-3.43	-	43.93	74.00	30.07
2342.30	46.24	Peak	V	-2.51	-	43.73	74.00	30.27
2161.40	45.27	Peak	V	-3.43	-	41.84	74.00	32.16
2349.50	46.12	Peak	V	-2.47	-	43.65	74.00	30.35



This report shall not be reproduced except in full, without the written approval of KES Co., Ltd.
 The test results in the report only apply to the tested sample.



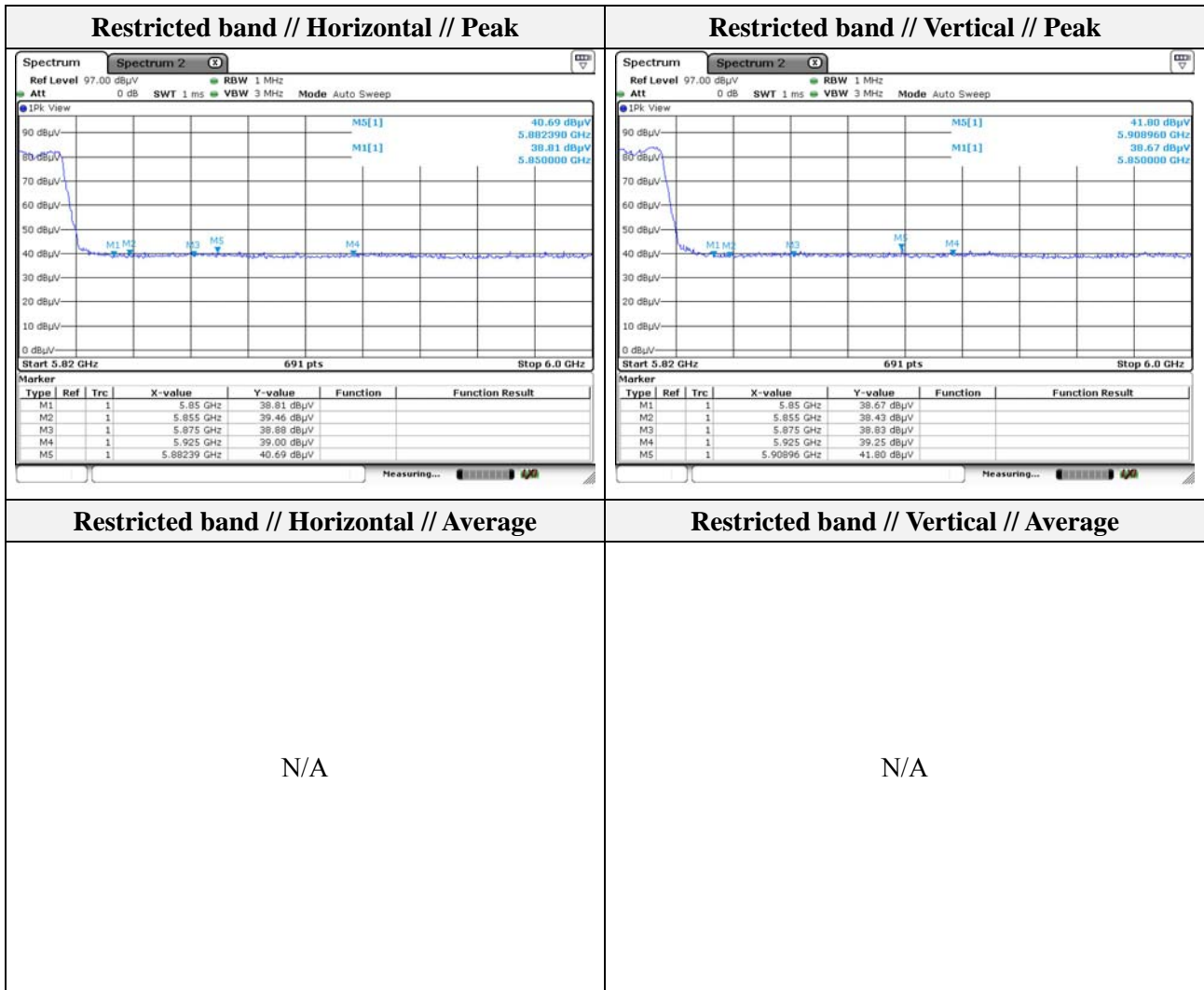
Mode: UNII-3(HT20)
Distance of measurement: 3 meter
Channel: 165

- **Spurious**

Frequency (MHz)	Level (dB μ V)	Detect mode	Ant. Pol. (H/V)	CF (dB)	DCF (dB)	Field strength (dB μ V/m)	Limit (dB μ V/m)	Margin (dB)
1814.00	47.73	Peak	H	-5.68	-	42.05	74.00	31.95
2161.40	44.97	Peak	H	-3.43	-	41.54	74.00	32.46
1821.30	46.00	Peak	V	-5.62	-	40.38	74.00	33.62

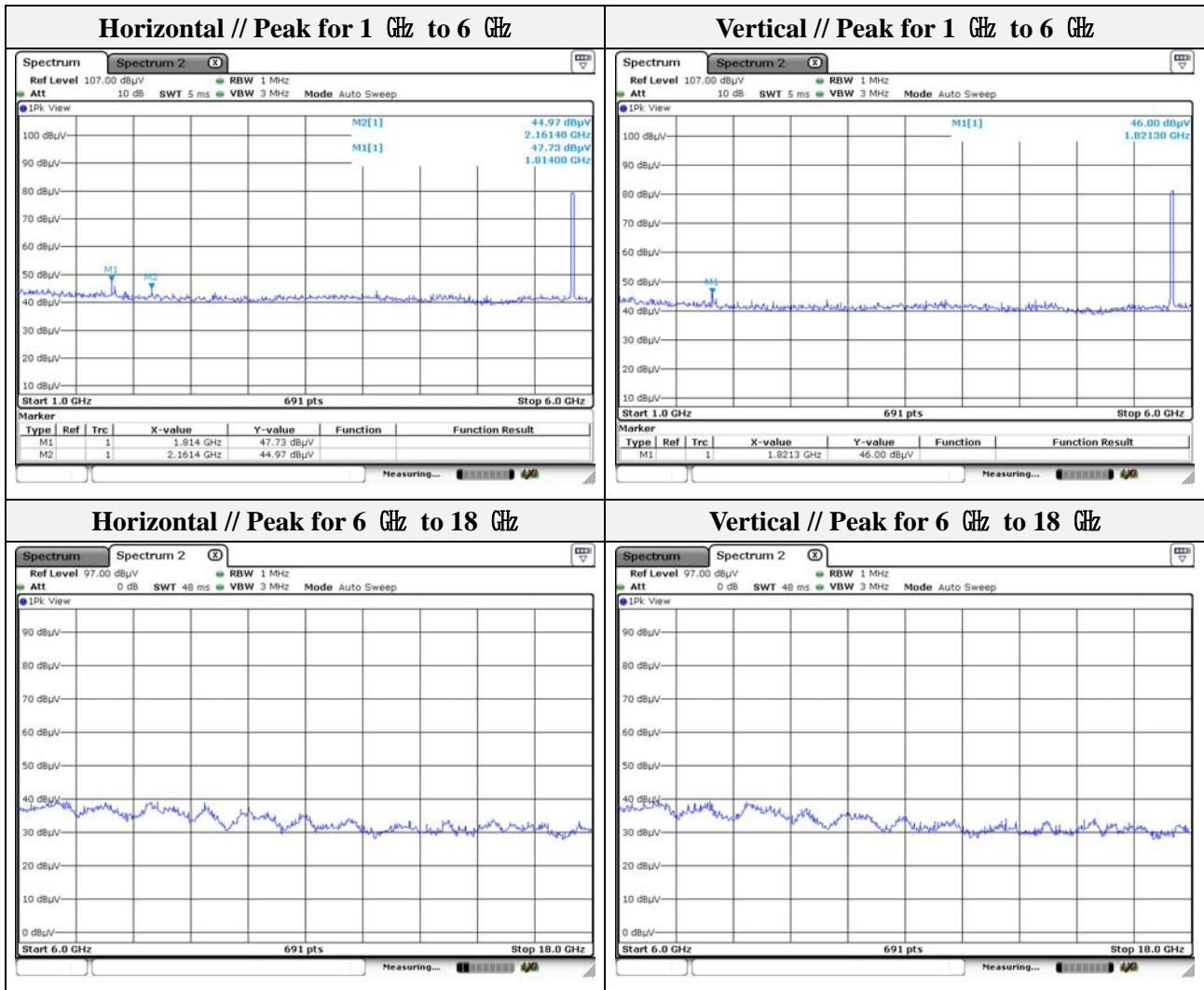
- **Band edge**

Frequency (MHz)	Level (dB μ V)	Detect mode	Ant. Pol. (H/V)	CF (dB)	DCF (dB)	Field strength (dB μ V/m)	Limit (dB μ V/m)	Margin (dB)
5850.00	38.81	Peak	H	1.70	-	40.52	122.20	81.69
5882.39	40.69	Peak	H	1.68	-	42.37	99.12	56.75
5850.00	38.67	Peak	H	1.70	-	40.38	122.20	81.83
5908.96	41.80	Peak	H	1.65	-	43.45	77.28	33.83



Note.

1. Average test was not performed because peak result is lower than the average limit.



Note.

1. No spurious emission were detected above 6 GHz.



KES Co., Ltd.

C-3701, 40, Simin-daero 365beon-gil,
Dongan-gu, Anyang-si, Gyeonggi-do, Korea
Tel: +82-31-425-6200 / Fax: +82-31-424-0450
www.kes.co.kr

Test report No.:
KES-RF-17T0023-R1
Page (122) of (163)

Mode: UNII-1(HT40)
Distance of measurement: 3 meter
Channel: 38

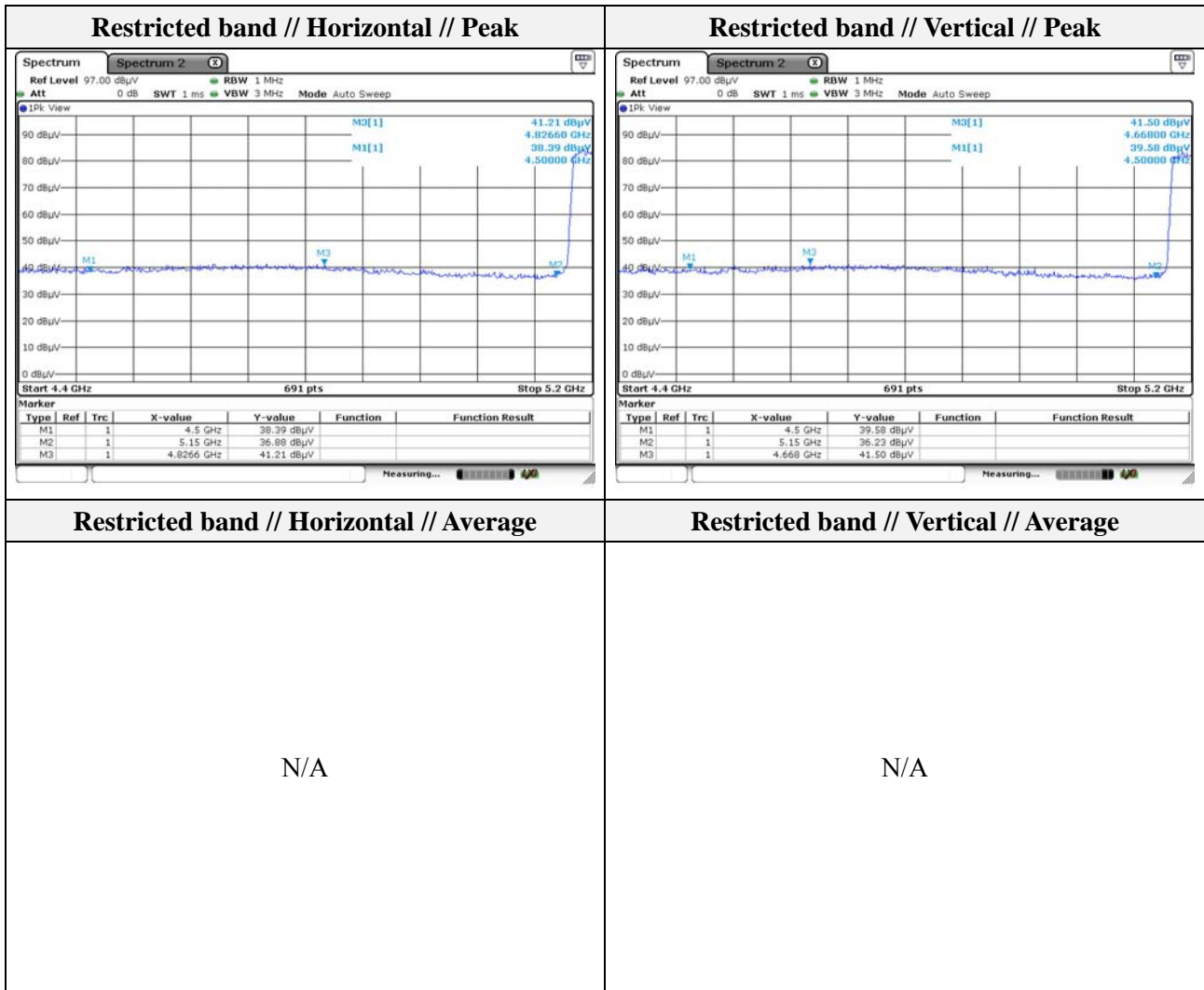
- **Spurious**

Frequency (MHz)	Level (dB μ V)	Detect mode	Ant. Pol. (H/V)	CF (dB)	DCF (dB)	Field strength (dB μ V/m)	Limit (dB μ V/m)	Margin (dB)
1835.70	46.87	Peak	H	-5.51	-	41.36	74.00	32.64
2161.40	45.65	Peak	H	-3.43	-	42.22	74.00	31.78
2342.30	45.57	Peak	H	-2.51	-	43.06	74.00	30.94
2161.40	46.11	Peak	V	-3.43	-	42.68	74.00	31.32
2349.50	45.67	Peak	V	-2.47	-	43.20	74.00	30.80

- **Band edge**

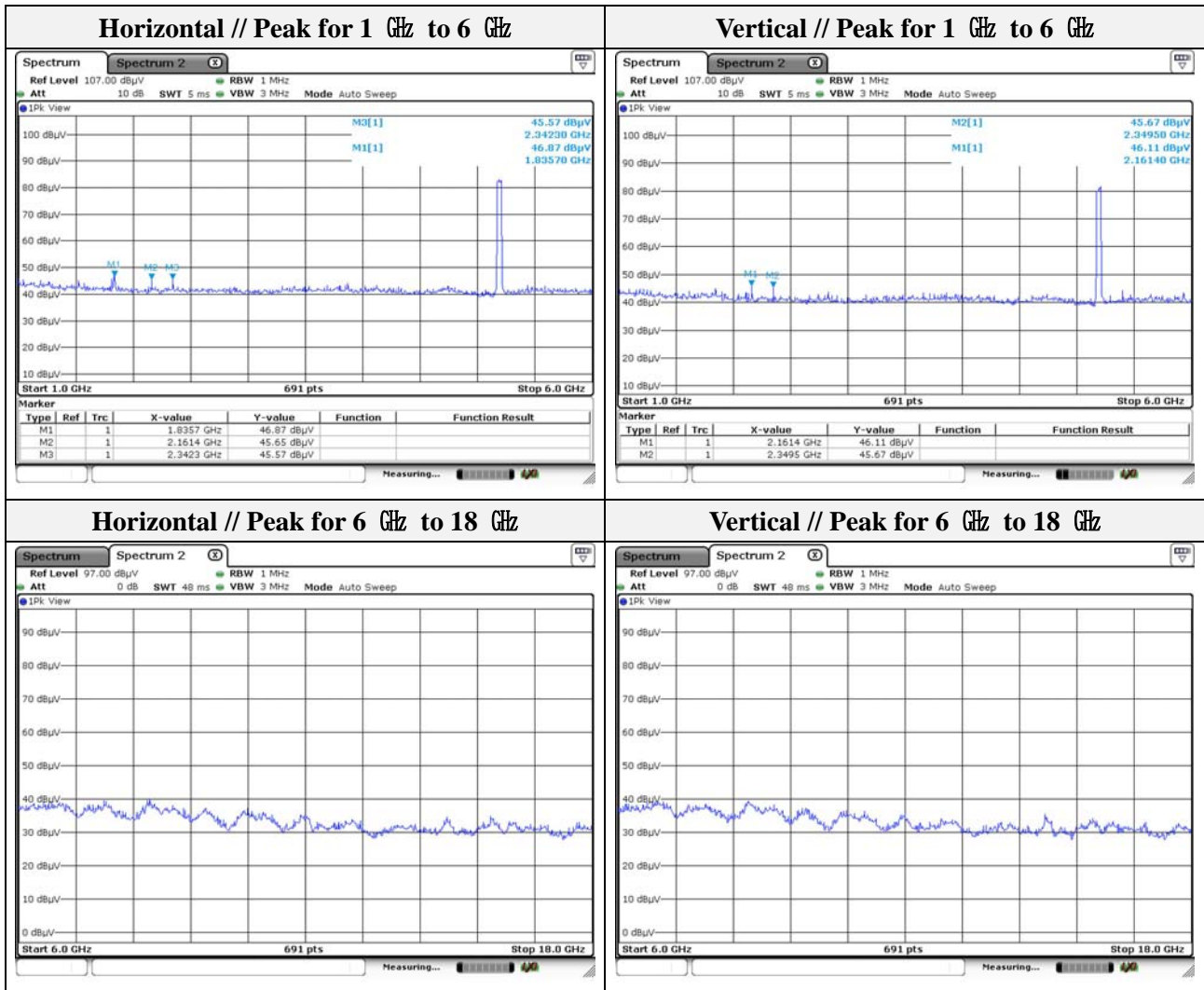
Frequency (MHz)	Level (dB μ V)	Detect mode	Ant. Pol. (H/V)	CF (dB)	DCF (dB)	Field strength (dB μ V/m)	Limit (dB μ V/m)	Margin (dB)
4826.60	41.21	Peak	H	3.16	-	44.37	74.00	29.63
4668.00	41.50	Peak	V	3.30	-	44.80	74.00	29.20

This report shall not be reproduced except in full, without the written approval of KES Co., Ltd.
The test results in the report only apply to the tested sample.



Note.

1. Average test was not performed because peak result is lower than the average limit.

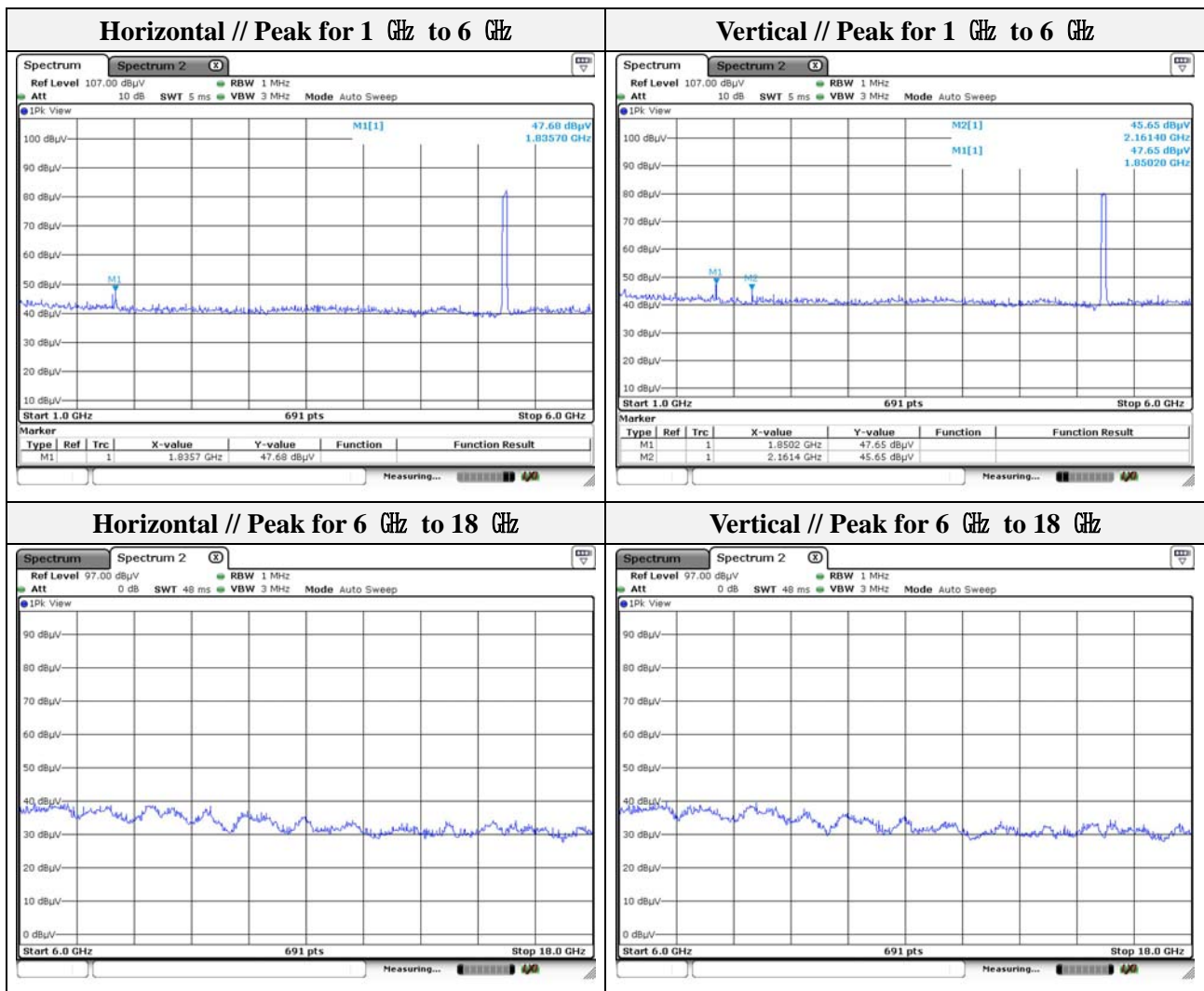


This report shall not be reproduced except in full, without the written approval of KES Co., Ltd.
 The test results in the report only apply to the tested sample.

Mode: UNII-1(HT40)
 Distance of measurement: 3 meter
 Channel: 46

- Spurious

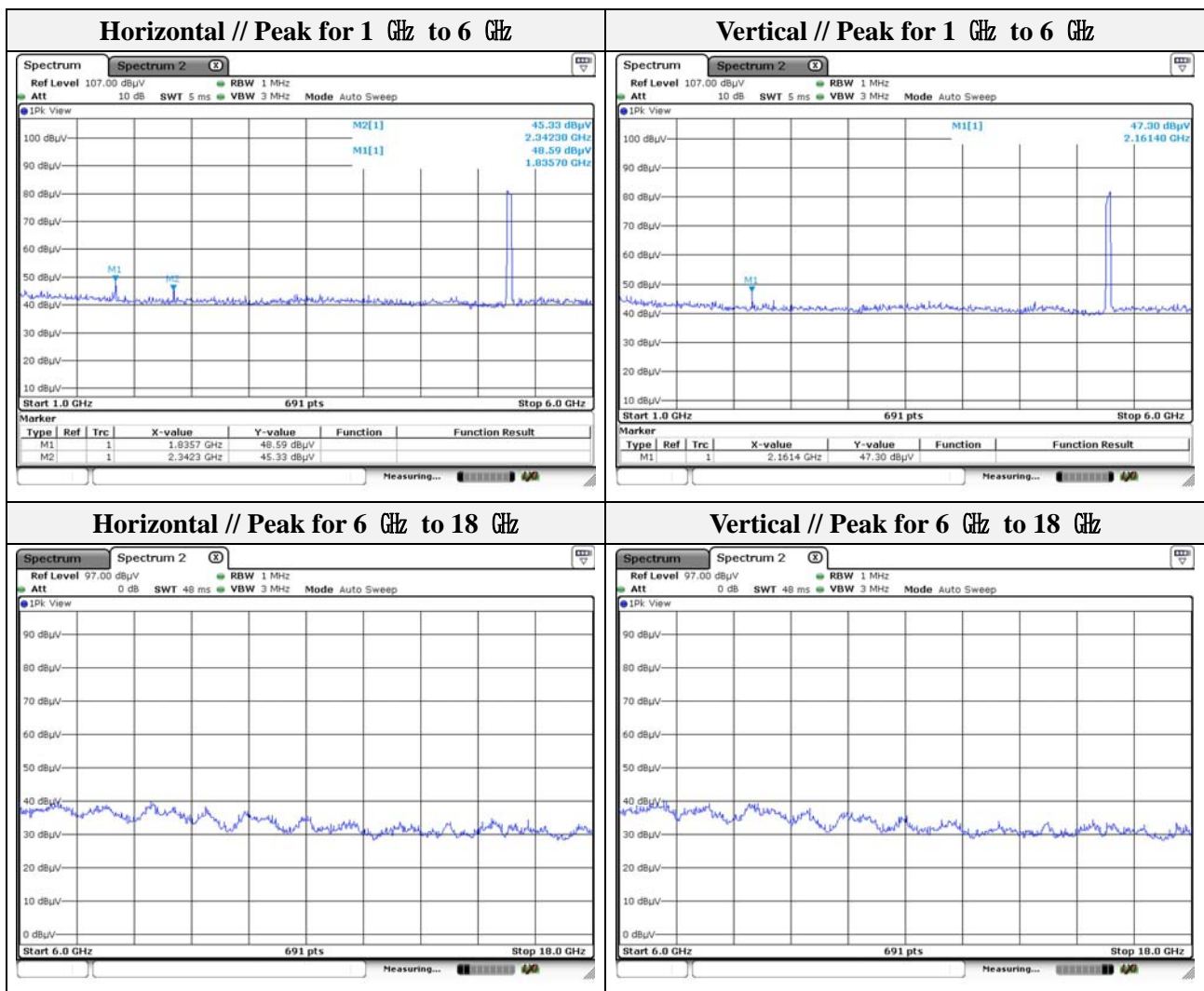
Frequency (MHz)	Level (dBμV)	Detect mode	Ant. Pol. (H/V)	CF (dB)	DCF (dB)	Field strength (dBμV/m)	Limit (dBμV/m)	Margin (dB)
1835.70	47.68	Peak	H	-5.51	-	42.17	74.00	31.83
1850.20	47.65	Peak	V	-5.40	-	42.25	74.00	31.75
2161.40	45.65	Peak	V	-3.43	-	42.22	74.00	31.78



Note.
 1. No spurious emission were detected above 6 GHz.

Mode: UNII-2A(HT40)
 Distance of measurement: 3 meter
 Channel: 54
 - **Spurious**

Frequency (MHz)	Level (dB μ V)	Detect mode	Ant. Pol. (H/V)	CF (dB)	DCF (dB)	Field strength (dB μ V/m)	Limit (dB μ V/m)	Margin (dB)
1835.70	48.59	Peak	H	-5.51	-	43.08	74.00	30.92
2342.30	45.33	Peak	H	-2.51	-	42.82	74.00	31.18
2161.40	47.30	Peak	V	-3.43	-	43.87	74.00	30.13



This report shall not be reproduced except in full, without the written approval of KES Co., Ltd.
 The test results in the report only apply to the tested sample.

Mode: UNII-2A(HT40)

Distance of measurement: 3 meter

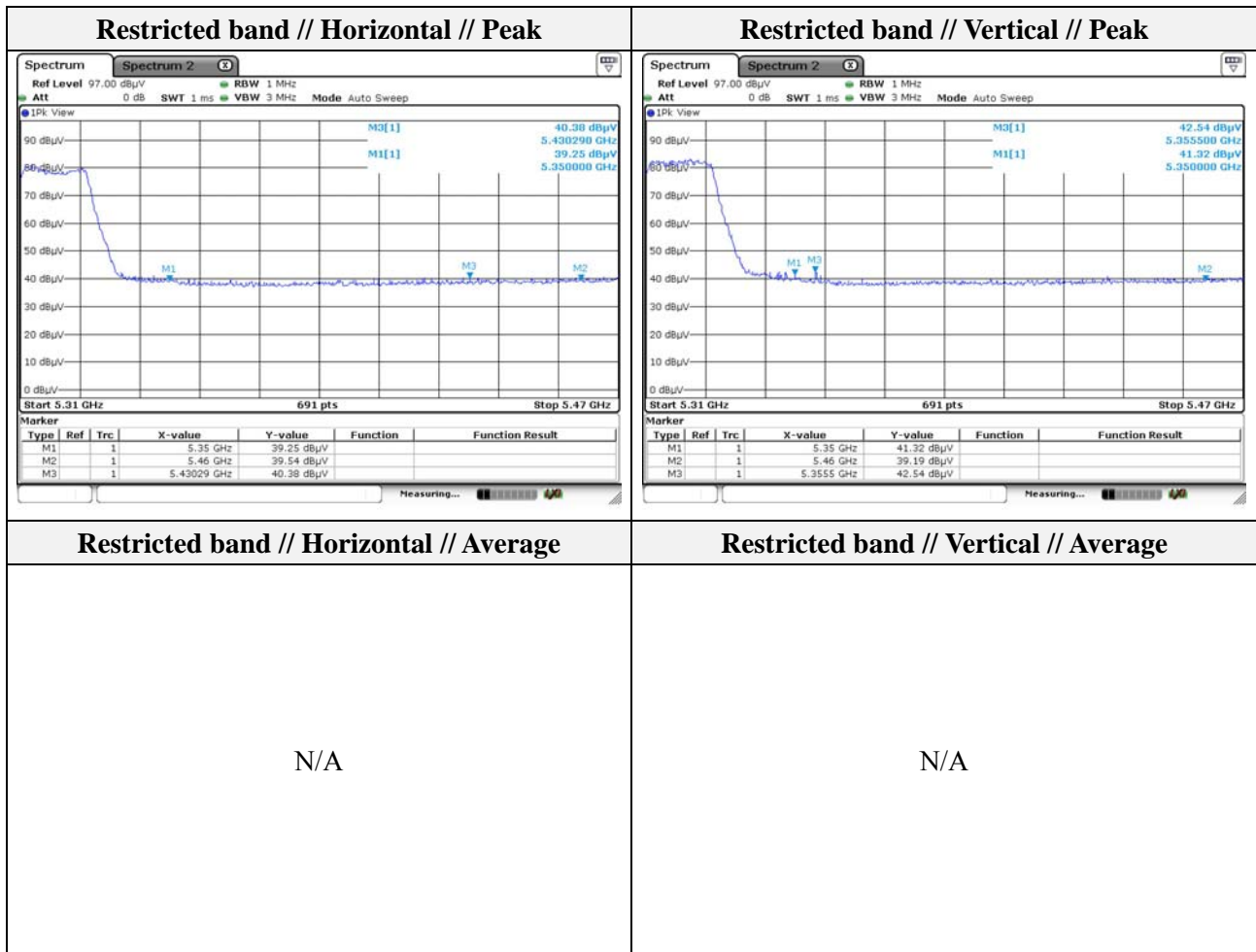
Channel: 62

- Spurious

Frequency (MHz)	Level (dB μ V)	Detect mode	Ant. Pol. (H/V)	CF (dB)	DCF (dB)	Field strength (dB μ V/m)	Limit (dB μ V/m)	Margin (dB)
1191.80	46.46	Peak	H	-8.90	-	37.56	74.00	36.44
1835.70	46.32	Peak	H	-5.51	-	40.81	74.00	33.19
2342.30	46.22	Peak	H	-2.51	-	43.71	74.00	30.29
2161.40	45.60	Peak	V	-3.43	-	42.17	74.00	31.83

- Band edge

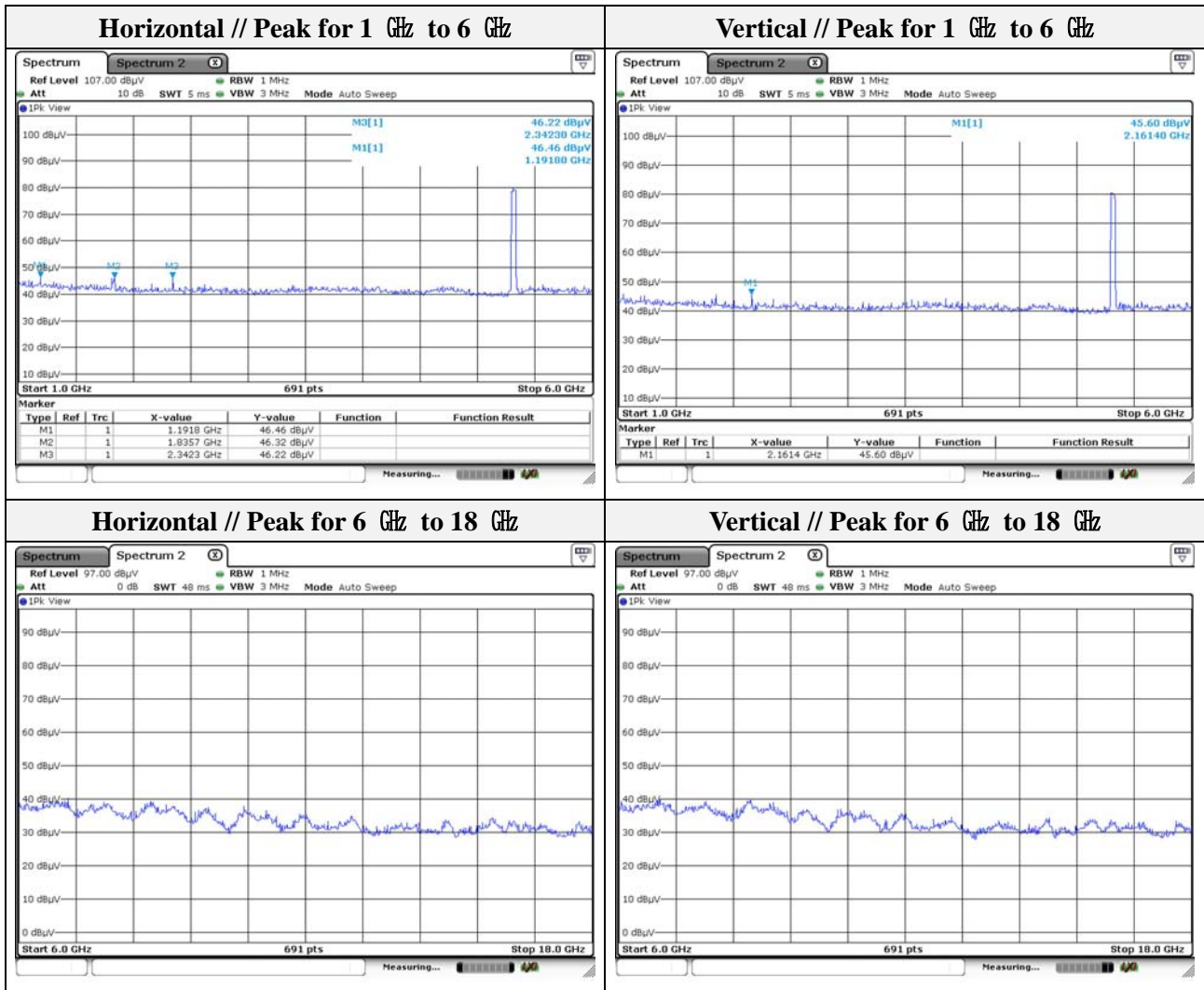
Frequency (MHz)	Level (dB μ V)	Detect mode	Ant. Pol. (H/V)	CF (dB)	DCF (dB)	Field strength (dB μ V/m)	Limit (dB μ V/m)	Margin (dB)
5430.29	40.38	Peak	H	3.35	-	43.73	74.00	30.27
5355.50	42.54	Peak	V	3.43	-	45.97	74.00	28.03



Note.

1. Average test was not performed because peak result is lower than the average limit.

This report shall not be reproduced except in full, without the written approval of KES Co., Ltd.
 The test results in the report only apply to the tested sample.



Note.

1. No spurious emission were detected above 6 GHz.



KES Co., Ltd.

C-3701, 40, Simin-daero 365beon-gil,
Dongan-gu, Anyang-si, Gyeonggi-do, Korea
Tel: +82-31-425-6200 / Fax: +82-31-424-0450
www.kes.co.kr

Test report No.:
KES-RF-17T0023-R1
Page (129) of (163)

Mode: UNII-2C(HT40)
Distance of measurement: 3 meter
Channel: 102

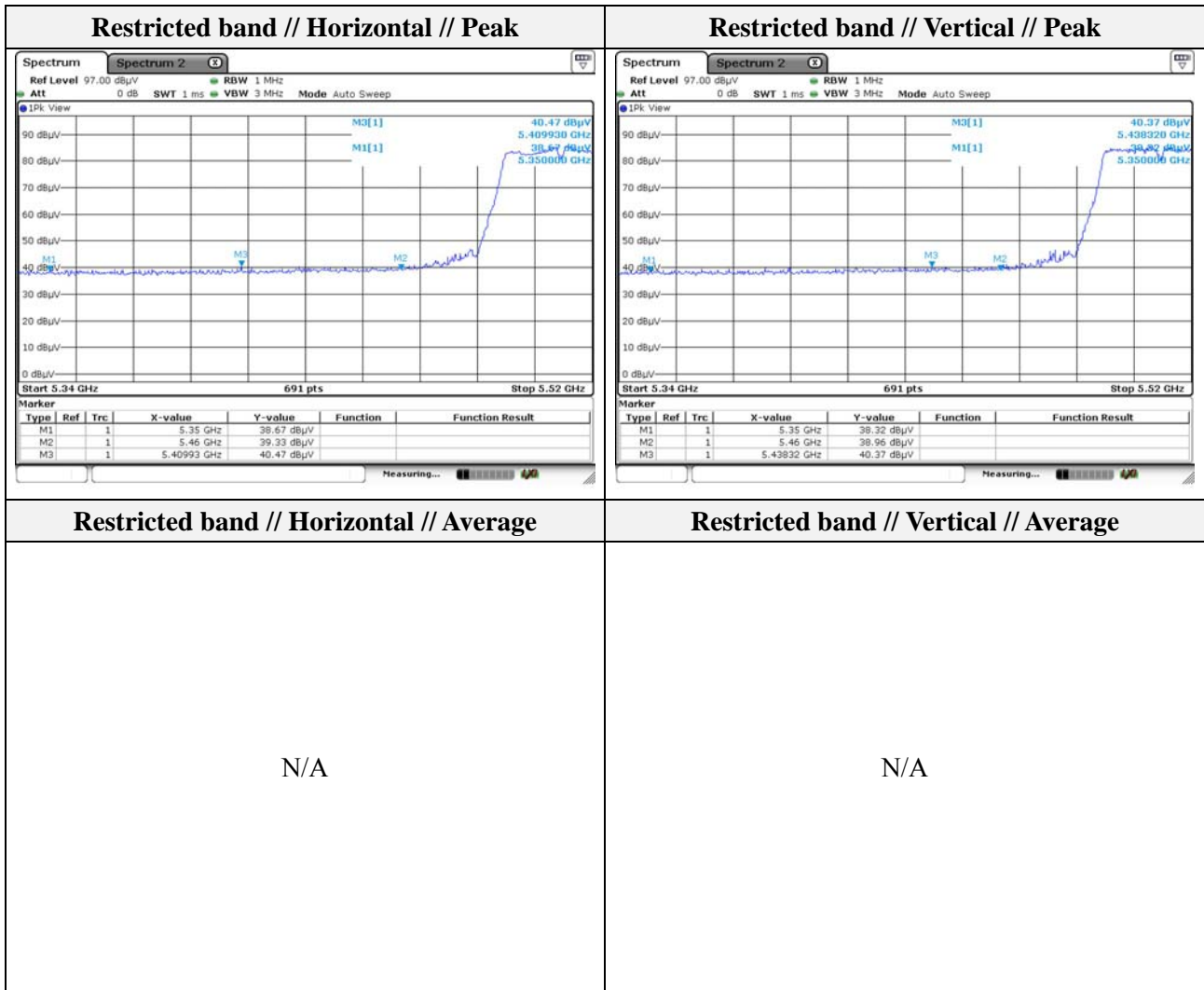
- **Spurious**

Frequency (MHz)	Level (dBμV)	Detect mode	Ant. Pol. (H/V)	CF (dB)	DCF (dB)	Field strength (dBμV/m)	Limit (dBμV/m)	Margin (dB)
1814.00	47.91	Peak	H	-5.68	-	42.23	74.00	31.77
2161.40	45.36	Peak	H	-3.43	-	41.93	74.00	32.07
2349.50	45.24	Peak	H	-2.47	-	42.77	74.00	31.23
2161.40	46.38	Peak	V	-3.43	-	42.95	74.00	31.05

- **Band edge**

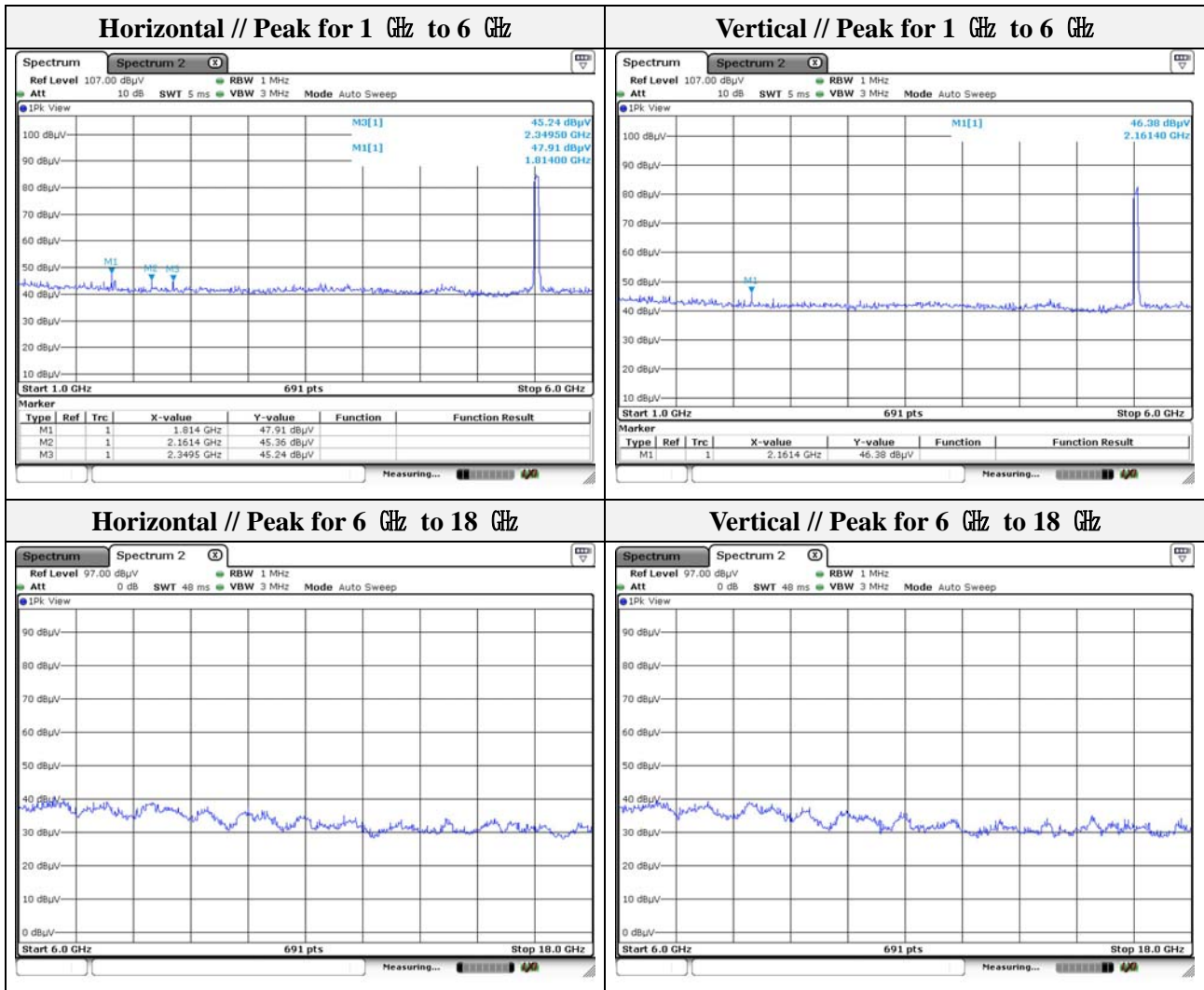
Frequency (MHz)	Level (dBμV)	Detect mode	Ant. Pol. (H/V)	CF (dB)	DCF (dB)	Field strength (dBμV/m)	Limit (dBμV/m)	Margin (dB)
5409.93	40.47	Peak	H	3.43	-	43.90	74.00	30.10
5438.32	40.37	Peak	V	3.31	-	43.68	74.00	30.32

This report shall not be reproduced except in full, without the written approval of KES Co., Ltd.
The test results in the report only apply to the tested sample.



Note.

1. Average test was not performed because peak result is lower than the average limit.

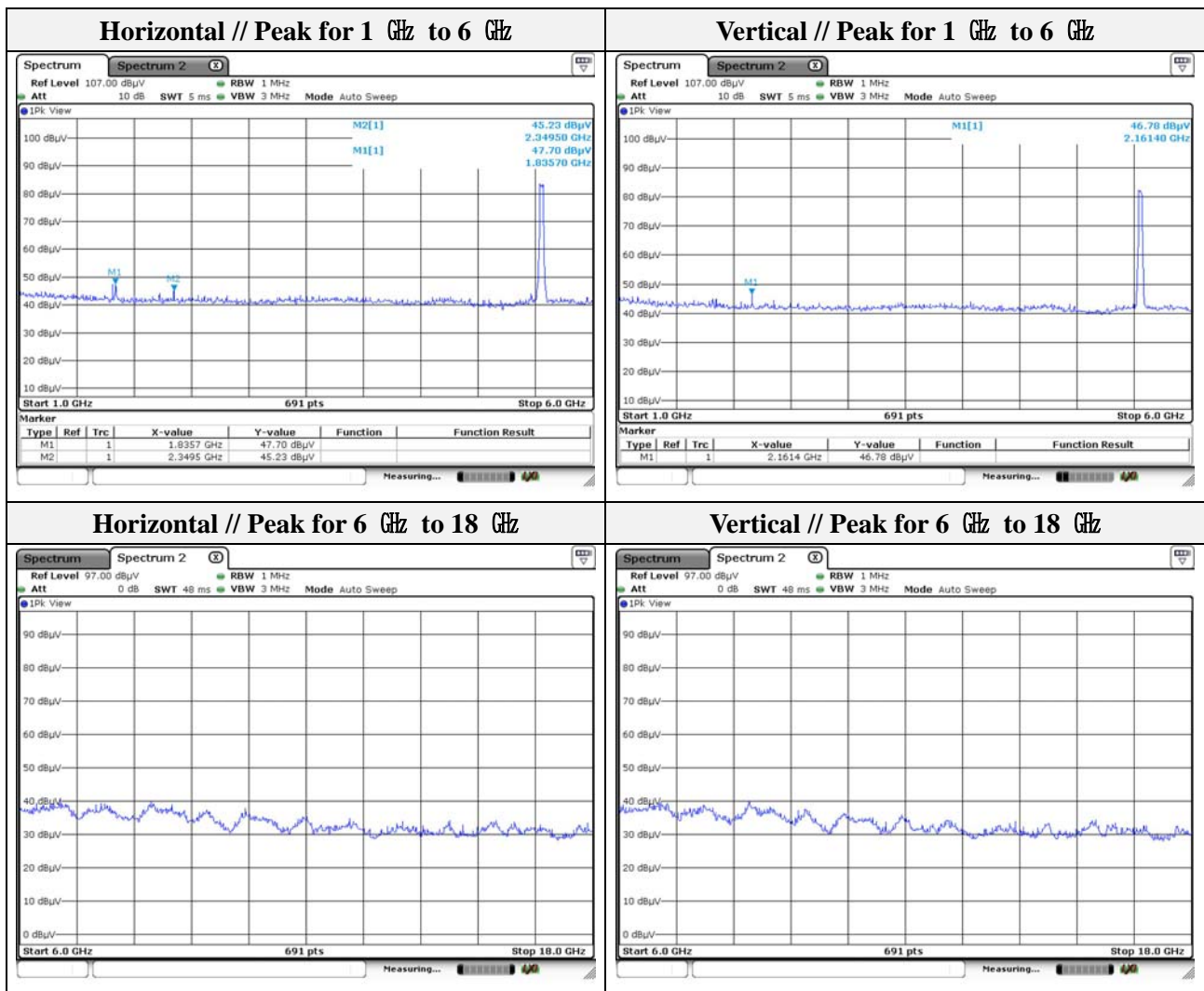


This report shall not be reproduced except in full, without the written approval of KES Co., Ltd.
 The test results in the report only apply to the tested sample.

Mode: UNII-2C(HT40)
 Distance of measurement: 3 meter
 Channel: 118

- Spurious

Frequency (MHz)	Level (dBμV)	Detect mode	Ant. Pol. (H/V)	CF (dB)	DCF (dB)	Field strength (dBμV/m)	Limit (dBμV/m)	Margin (dB)
1835.70	47.70	Peak	H	-5.51	-	42.19	74.00	31.81
2349.50	45.23	Peak	H	-2.47	-	42.76	74.00	31.24
2161.40	46.78	Peak	V	-3.43	-	43.35	74.00	30.65



This report shall not be reproduced except in full, without the written approval of KES Co., Ltd.
 The test results in the report only apply to the tested sample.



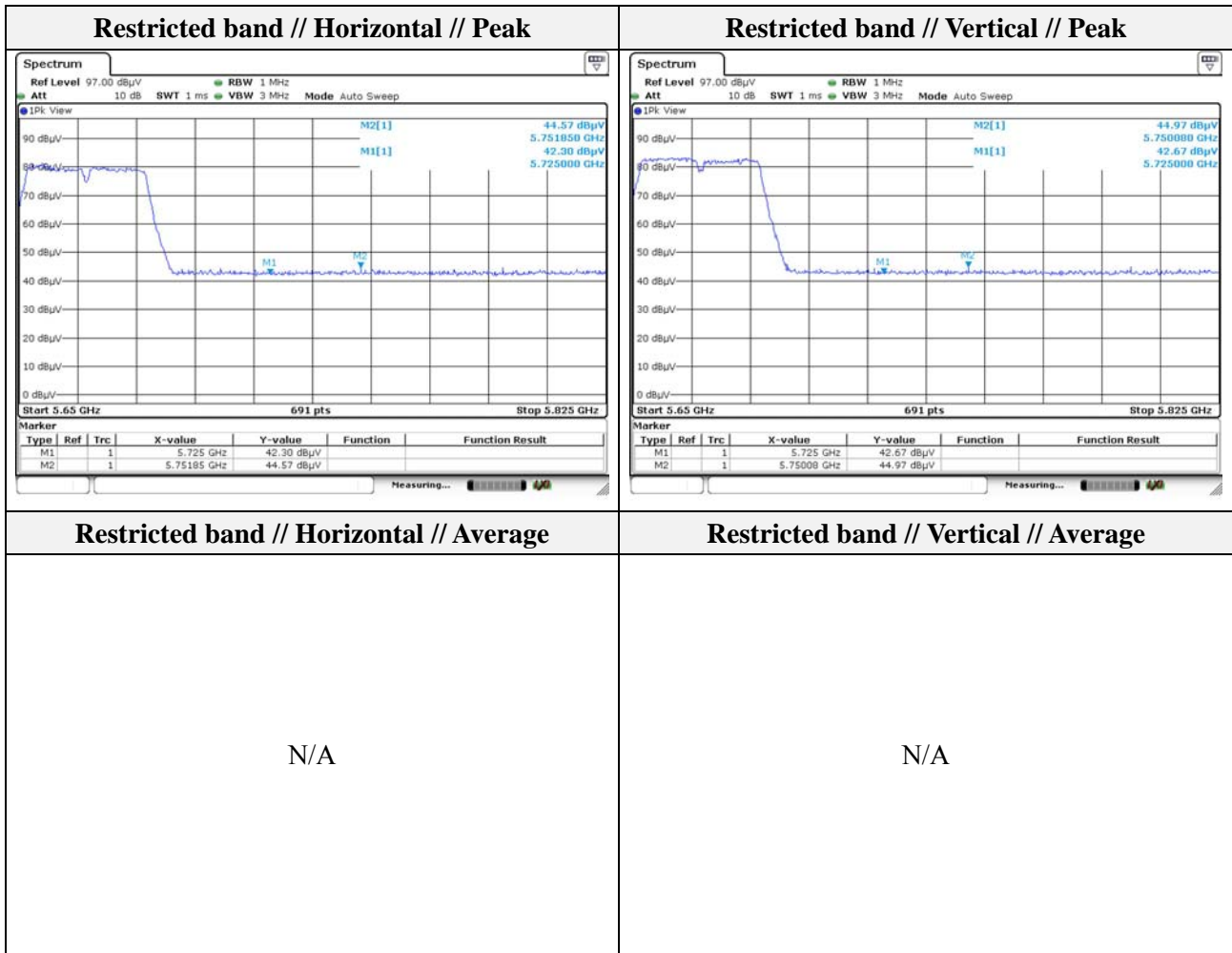
Mode: UNII-2C(HT40)
Distance of measurement: 3 meter
Channel: 134

- **Spurious**

Frequency (MHz)	Level (dB μ V)	Detect mode	Ant. Pol. (H/V)	CF (dB)	DCF (dB)	Field strength (dB μ V/m)	Limit (dB μ V/m)	Margin (dB)
1814.00	48.31	Peak	H	-5.68	-	42.63	74.00	31.37
2342.30	44.84	Peak	H	-2.51	-	42.33	74.00	31.67
1814.00	45.17	Peak	V	-5.68	-	39.49	74.00	34.51
2349.50	46.85	Peak	V	-2.47	-	44.38	74.00	29.62

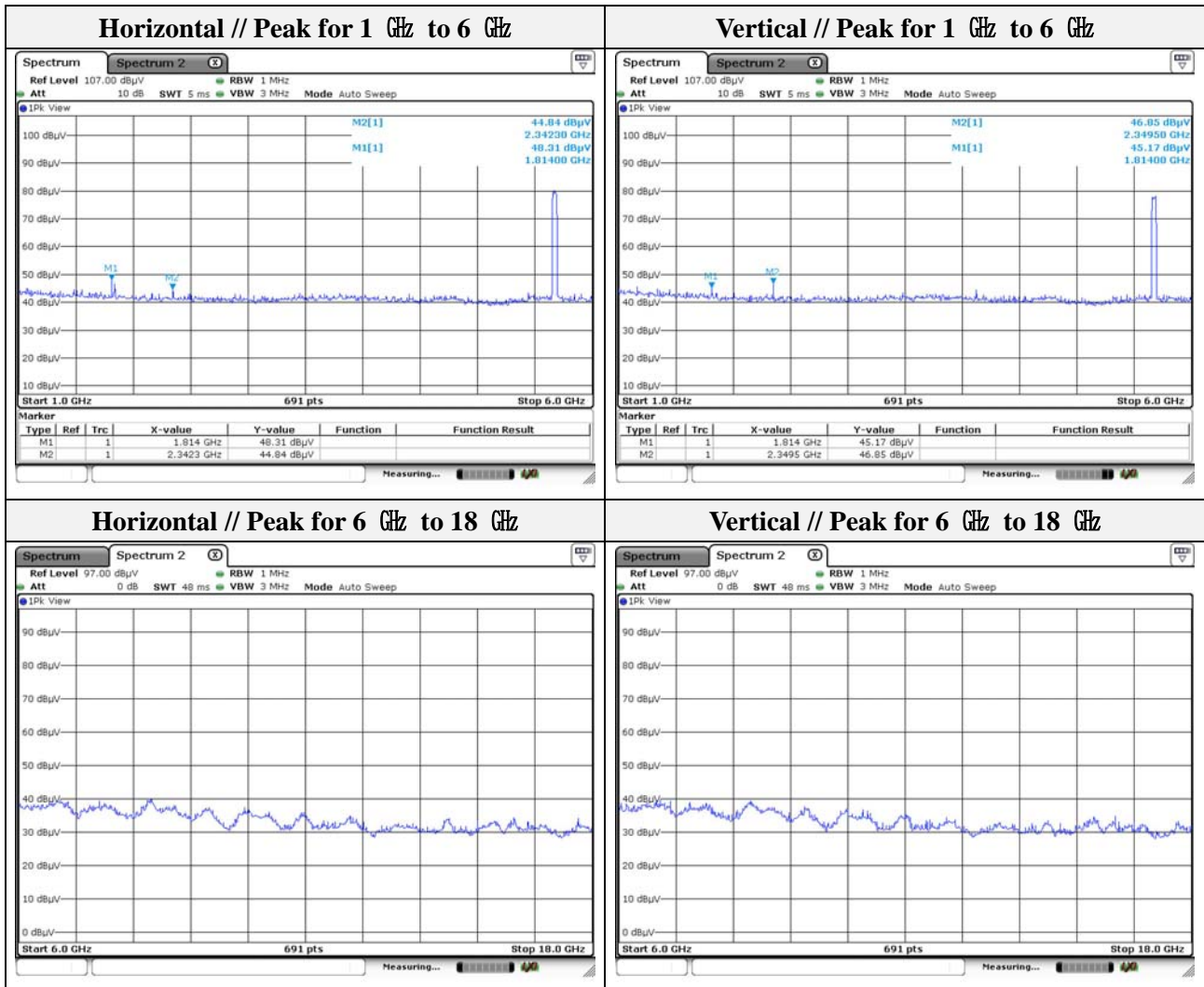
- **Band edge**

Frequency (MHz)	Level (dB μ V)	Detect mode	Ant. Pol. (H/V)	CF (dB)	DCF (dB)	Field strength (dB μ V/m)	Limit (dB μ V/m)	Margin (dB)
5751.85	44.57	Peak	H	2.00	-	46.57	68.20	21.63
5750.08	44.97	Peak	V	2.01	-	46.98	68.20	21.22



Note.

1. Average test was not performed because peak result is lower than the average limit.



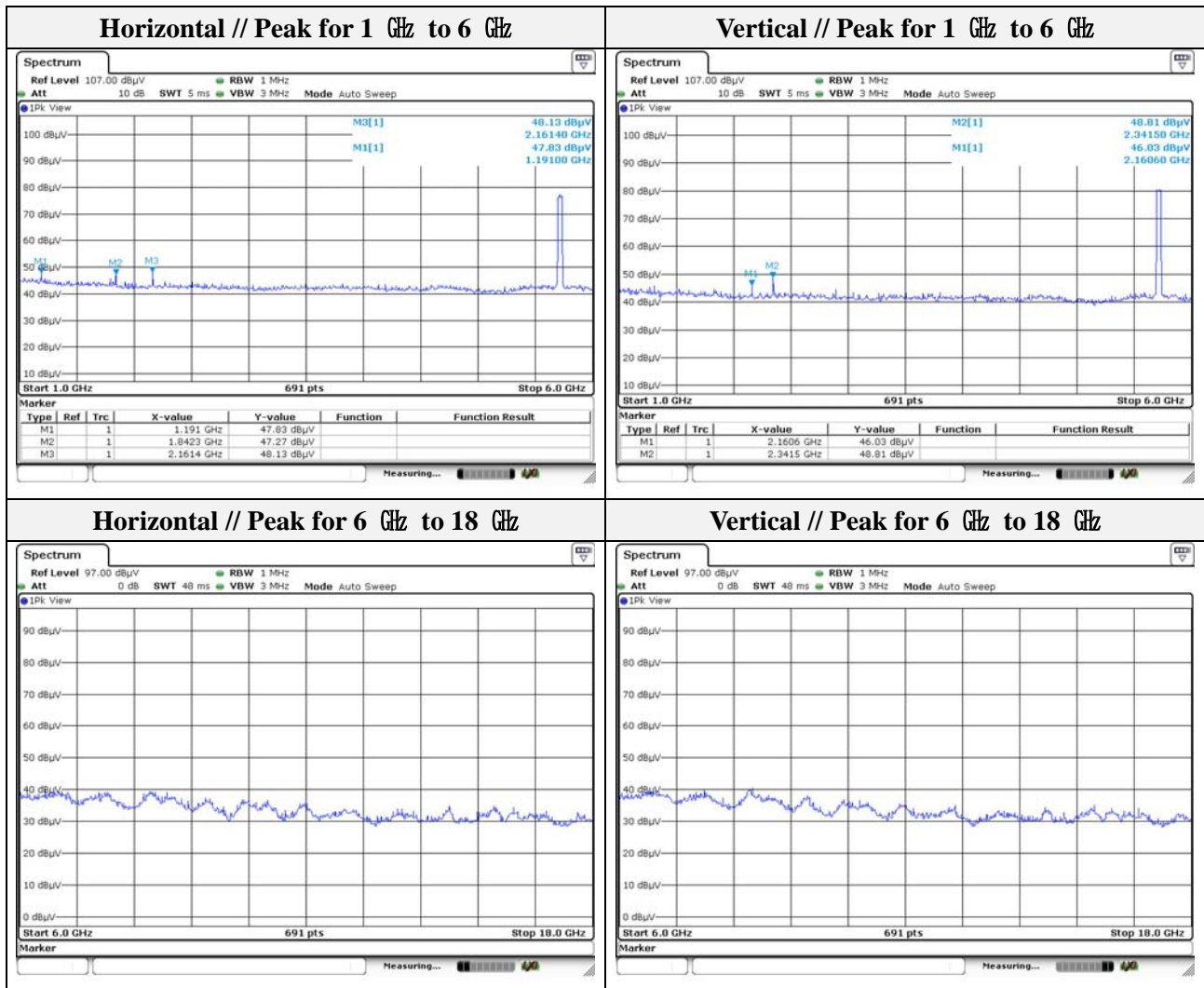
Note.

1. No spurious emission were detected above 6 GHz.

Mode: UNII-2C(HT40)
 Distance of measurement: 3 meter
 Channel: 142

- Spurious

Frequency (MHz)	Level (dBμV)	Detect mode	Ant. Pol. (H/V)	CF (dB)	DCF (dB)	Field strength (dBμV/m)	Limit (dBμV/m)	Margin (dB)
1191.00	47.83	Peak	H	-8.90	-	38.93	74.00	35.07
1842.30	47.70	Peak	H	-5.46	-	42.24	74.00	31.76
2161.40	48.13	Peak	H	-3.43	-	44.70	74.00	29.30
2160.60	46.03	Peak	V	-3.44	-	42.59	74.00	31.41
2341.50	48.81	Peak	V	-2.51	-	46.30	74.00	27.70



This report shall not be reproduced except in full, without the written approval of KES Co., Ltd.
 The test results in the report only apply to the tested sample.



KES Co., Ltd.

C-3701, 40, Simin-daero 365beon-gil,
Dongan-gu, Anyang-si, Gyeonggi-do, Korea
Tel: +82-31-425-6200 / Fax: +82-31-424-0450
www.kes.co.kr

Test report No.:
KES-RF-17T0023-R1
Page (137) of (163)

Mode: UNII-3(HT40)
Distance of measurement: 3 meter
Channel: 151

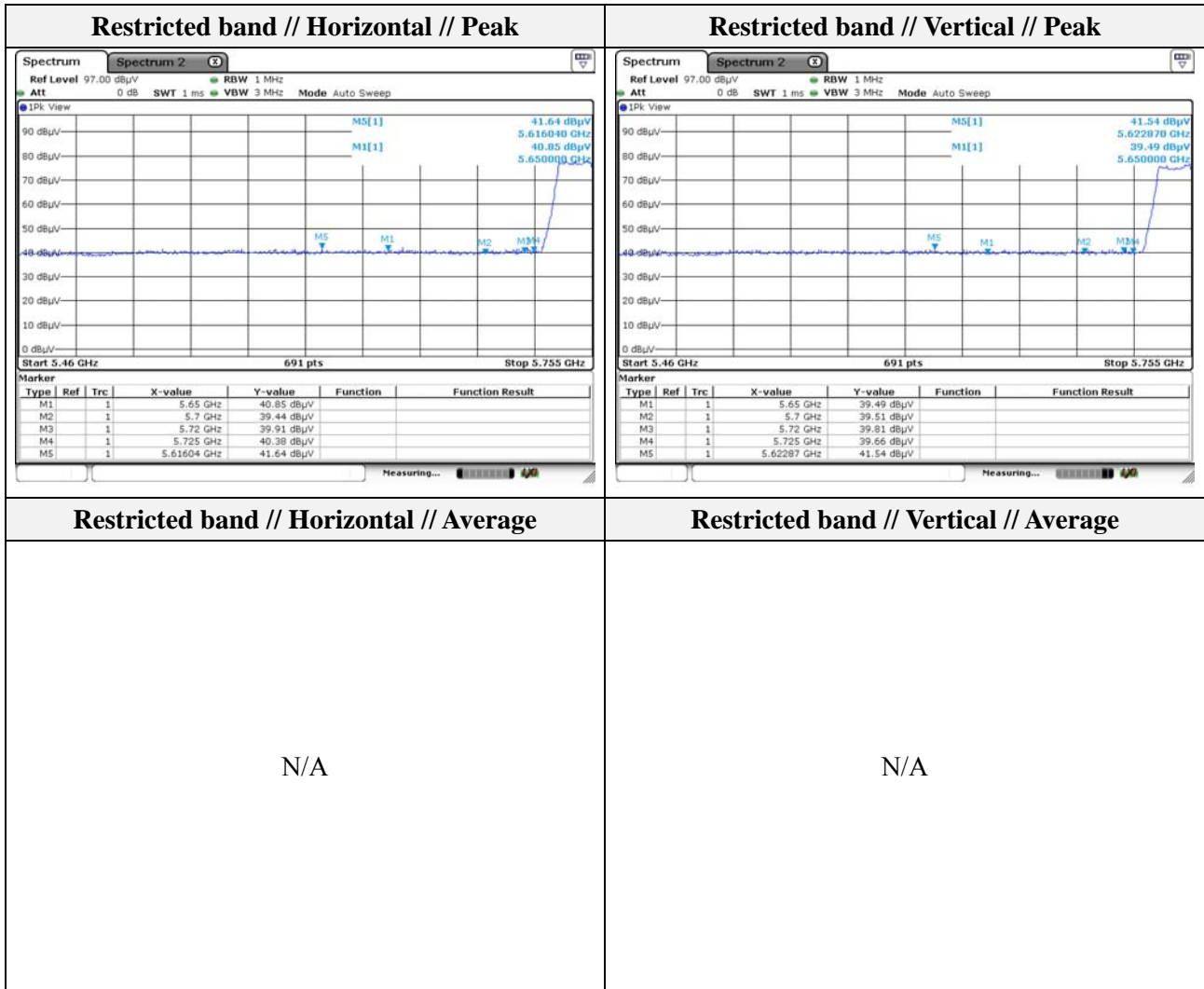
- **Spurious**

Frequency (MHz)	Level (dB μ V)	Detect mode	Ant. Pol. (H/V)	CF (dB)	DCF (dB)	Field strength (dB μ V/m)	Limit (dB μ V/m)	Margin (dB)
1835.70	47.53	Peak	H	-5.51	-	42.02	74.00	31.98
2161.40	46.82	Peak	H	-3.43	-	43.39	74.00	30.61
2161.40	45.10	Peak	V	-3.43	-	41.67	74.00	32.33
2349.50	46.12	Peak	V	-2.47	-	43.65	74.00	30.35

- **Band edge**

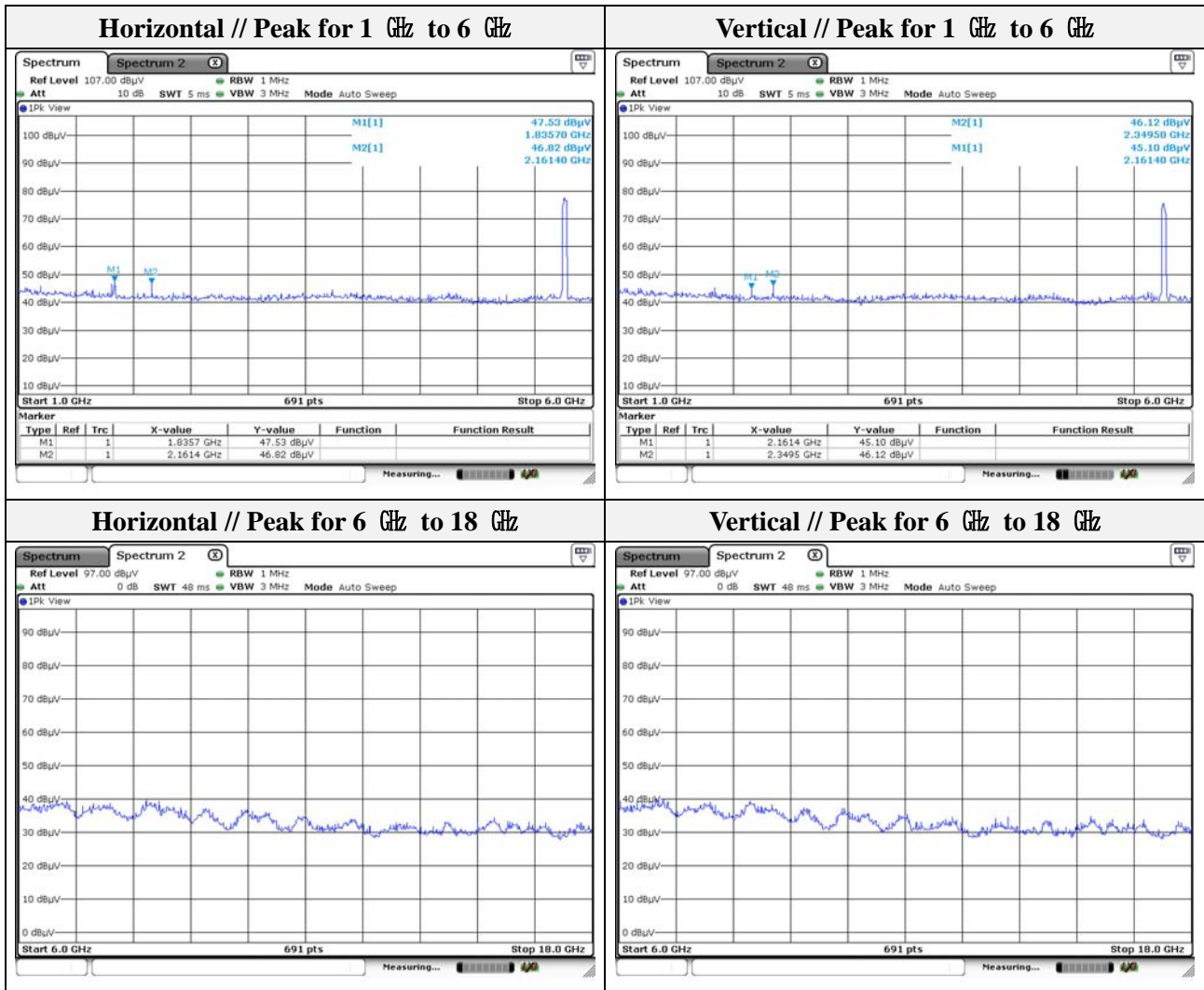
Frequency (MHz)	Level (dB μ V)	Detect mode	Ant. Pol. (H/V)	CF (dB)	DCF (dB)	Field strength (dB μ V/m)	Limit (dB μ V/m)	Margin (dB)
5725.00	40.38	Peak	H	2.14	-	42.52	122.20	79.68
5610.04	41.64	Peak	H	2.74	-	44.38	68.20	23.82
5725.00	39.66	Peak	V	2.14	-	41.80	122.20	80.40
5622.87	41.54	Peak	V	2.67	-	44.21	68.20	23.99

This report shall not be reproduced except in full, without the written approval of KES Co., Ltd.
The test results in the report only apply to the tested sample.



Note.

1. Average test was not performed because peak result is lower than the average limit.



This report shall not be reproduced except in full, without the written approval of KES Co., Ltd.
 The test results in the report only apply to the tested sample.



KES Co., Ltd.

C-3701, 40, Simin-daero 365beon-gil,
Dongan-gu, Anyang-si, Gyeonggi-do, Korea
Tel: +82-31-425-6200 / Fax: +82-31-424-0450
www.kes.co.kr

Test report No.:
KES-RF-17T0023-R1
Page (140) of (163)

Mode: UNII-3(HT40)
Distance of measurement: 3 meter
Channel: 159

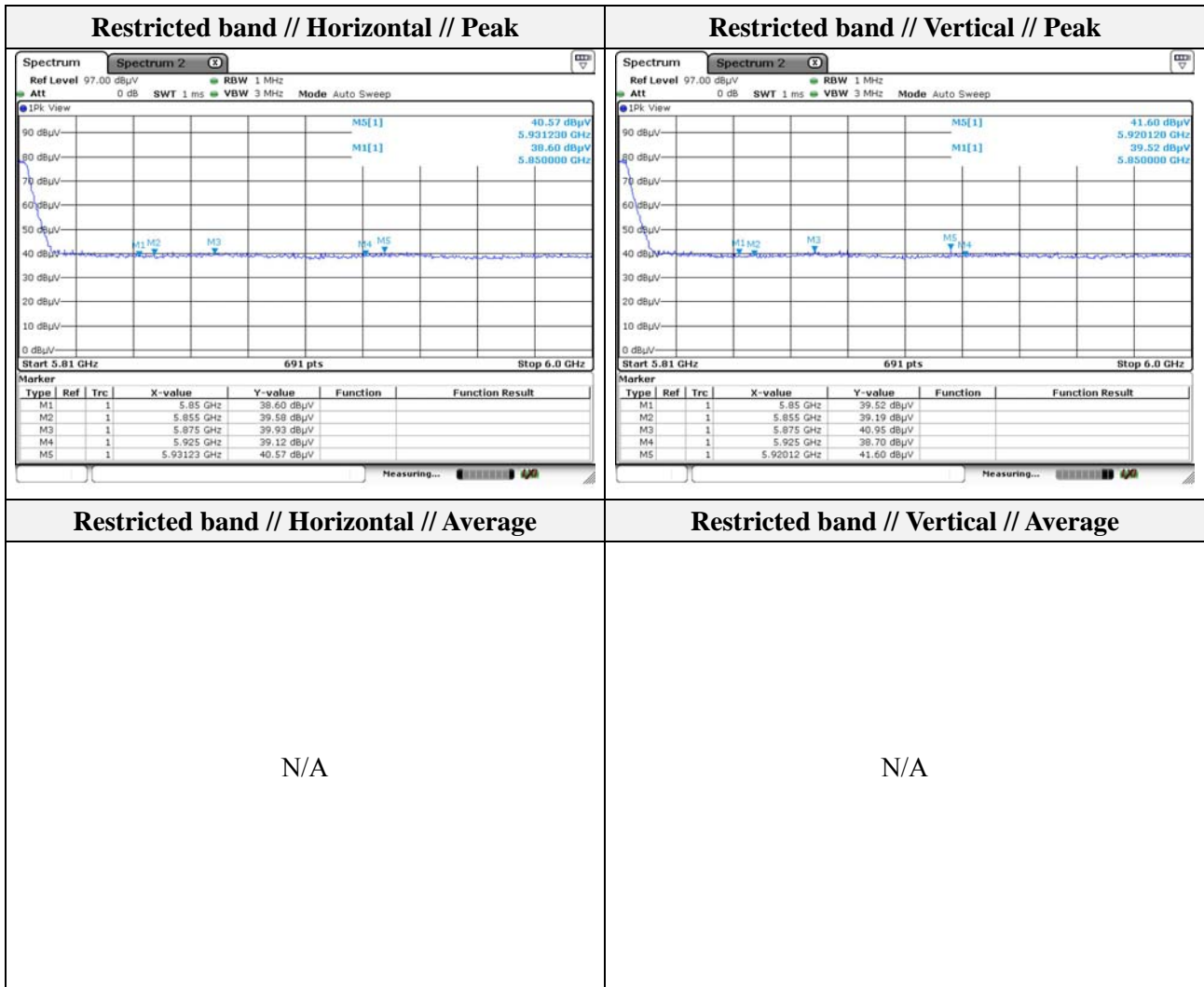
- **Spurious**

Frequency (MHz)	Level (dB μ V)	Detect mode	Ant. Pol. (H/V)	CF (dB)	DCF (dB)	Field strength (dB μ V/m)	Limit (dB μ V/m)	Margin (dB)
1835.70	47.63	Peak	H	-5.51	-	42.12	74.00	31.88
2161.40	45.98	Peak	H	-3.43	-	42.55	74.00	31.45
2342.30	44.61	Peak	V	-2.51	-	42.10	74.00	31.90
2161.40	43.92	Peak	V	-3.43	-	40.49	74.00	33.51
2349.50	46.41	Peak	V	-2.47	-	43.94	74.00	30.06

- **Band edge**

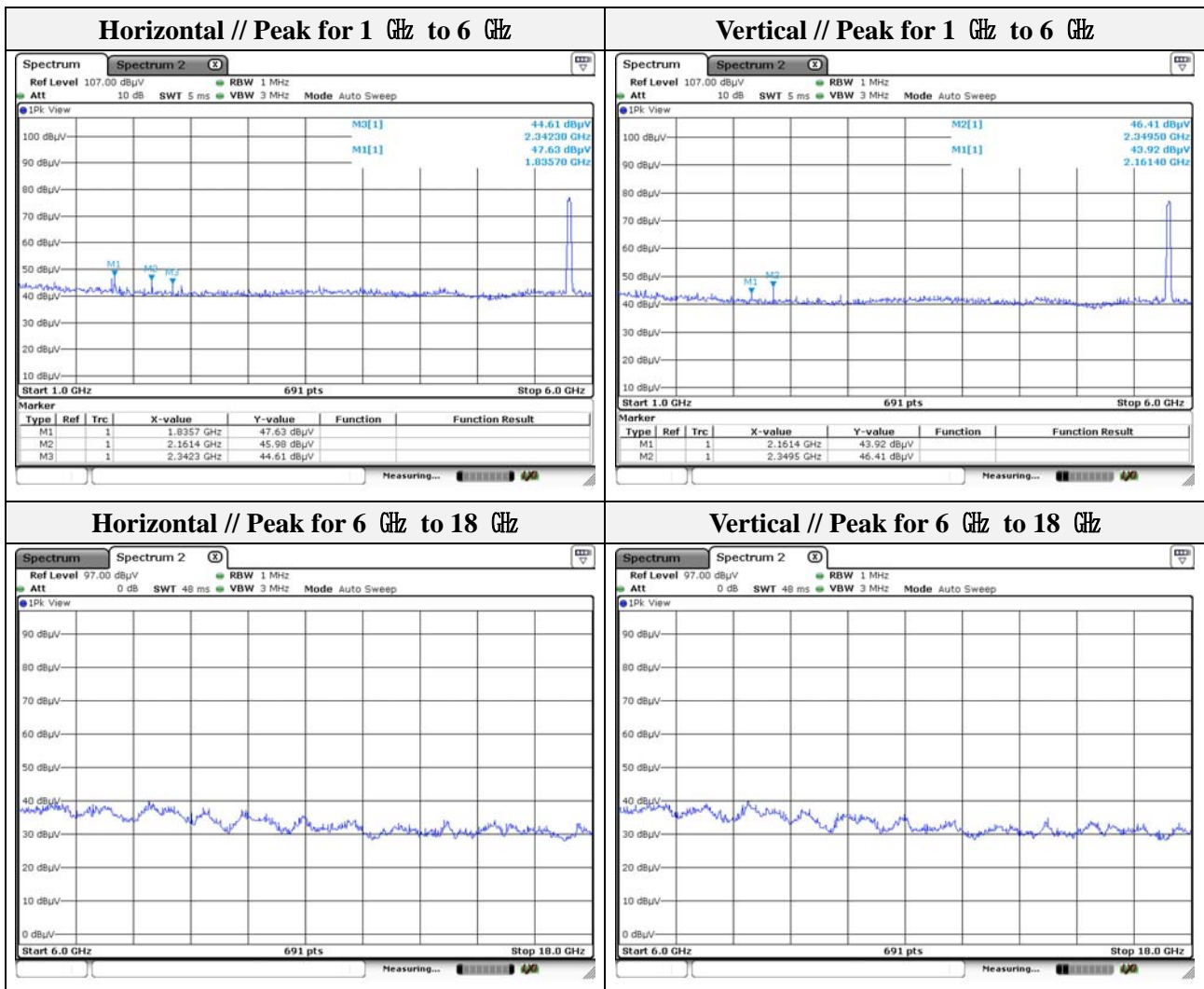
Frequency (MHz)	Level (dB μ V)	Detect mode	Ant. Pol. (H/V)	CF (dB)	DCF (dB)	Field strength (dB μ V/m)	Limit (dB μ V/m)	Margin (dB)
5850.00	38.60	Peak	H	1.70	-	40.31	122.20	81.90
5931.23	40.57	Peak	H	1.63	-	42.20	68.20	26.00
5850.00	39.52	Peak	V	1.70	-	41.23	122.20	80.98
5920.12	41.60	Peak	V	1.64	-	43.24	68.20	24.96

This report shall not be reproduced except in full, without the written approval of KES Co., Ltd.
The test results in the report only apply to the tested sample.



Note.

1. Average test was not performed because peak result is lower than the average limit.



Note.

1. No spurious emission were detected above 6 GHz.

**KES Co., Ltd.**

C-3701, 40, Simin-daero 365beon-gil,
Dongan-gu, Anyang-si, Gyeonggi-do, Korea
Tel: +82-31-425-6200 / Fax: +82-31-424-0450
www.kes.co.kr

Test report No.:
KES-RF-17T0023-R1
Page (143) of (163)

Mode: UNII-1(VHT80)
Distance of measurement: 3 meter
Channel: 42

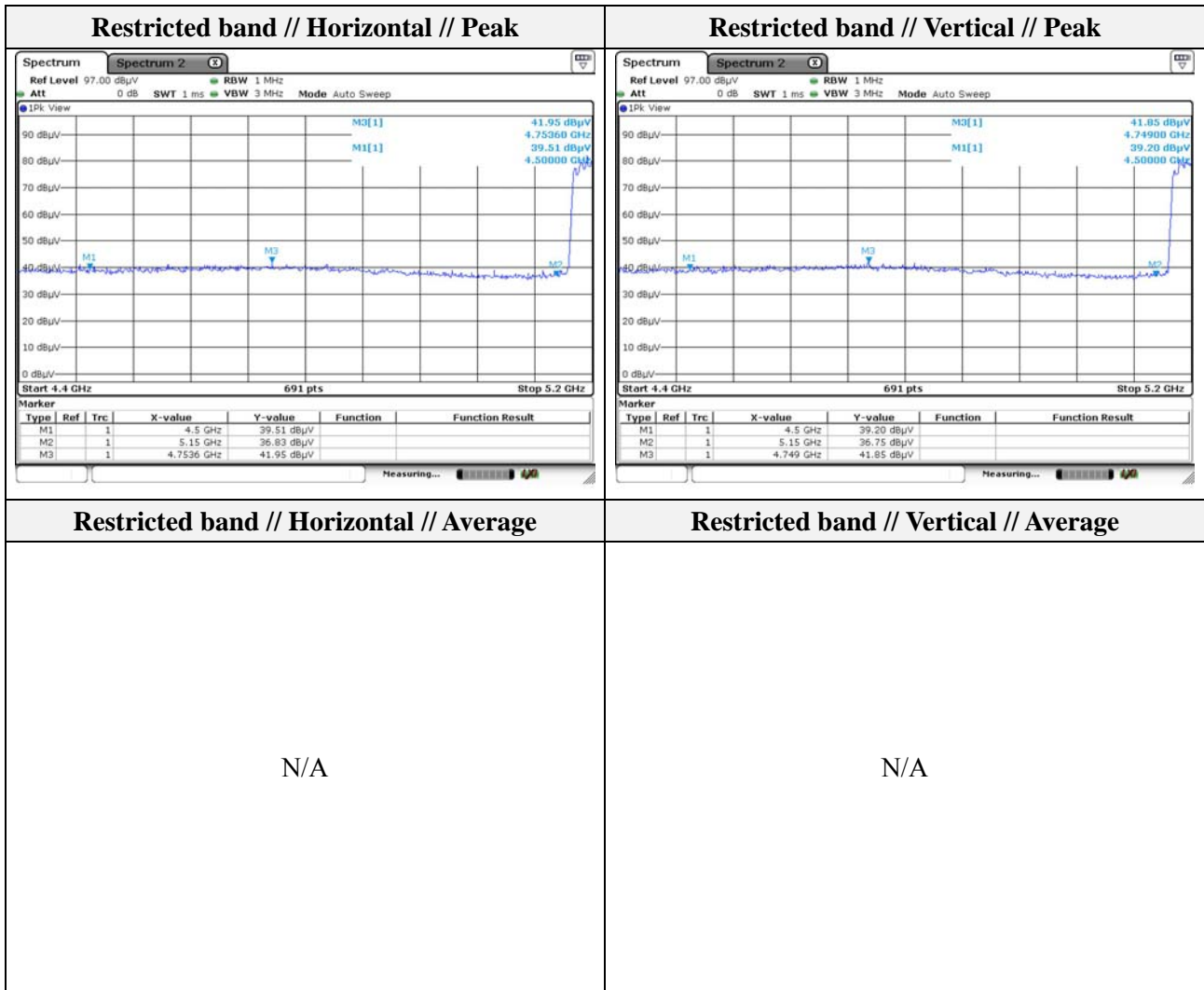
- Spurious

Frequency (MHz)	Level (dB μ V)	Detect mode	Ant. Pol. (H/V)	CF (dB)	DCF (dB)	Field strength (dB μ V/m)	Limit (dB μ V/m)	Margin (dB)
1835.70	46.33	Peak	H	-5.51	-	40.82	74.00	33.18
2161.40	45.40	Peak	H	-3.43	-	41.97	74.00	32.03
1850.20	45.50	Peak	V	-5.40	-	40.10	74.00	33.90
2161.40	46.75	Peak	V	-3.43	-	43.32	74.00	30.68
2349.50	44.90	Peak	V	-2.47	-	42.43	74.00	31.57

- Band edge

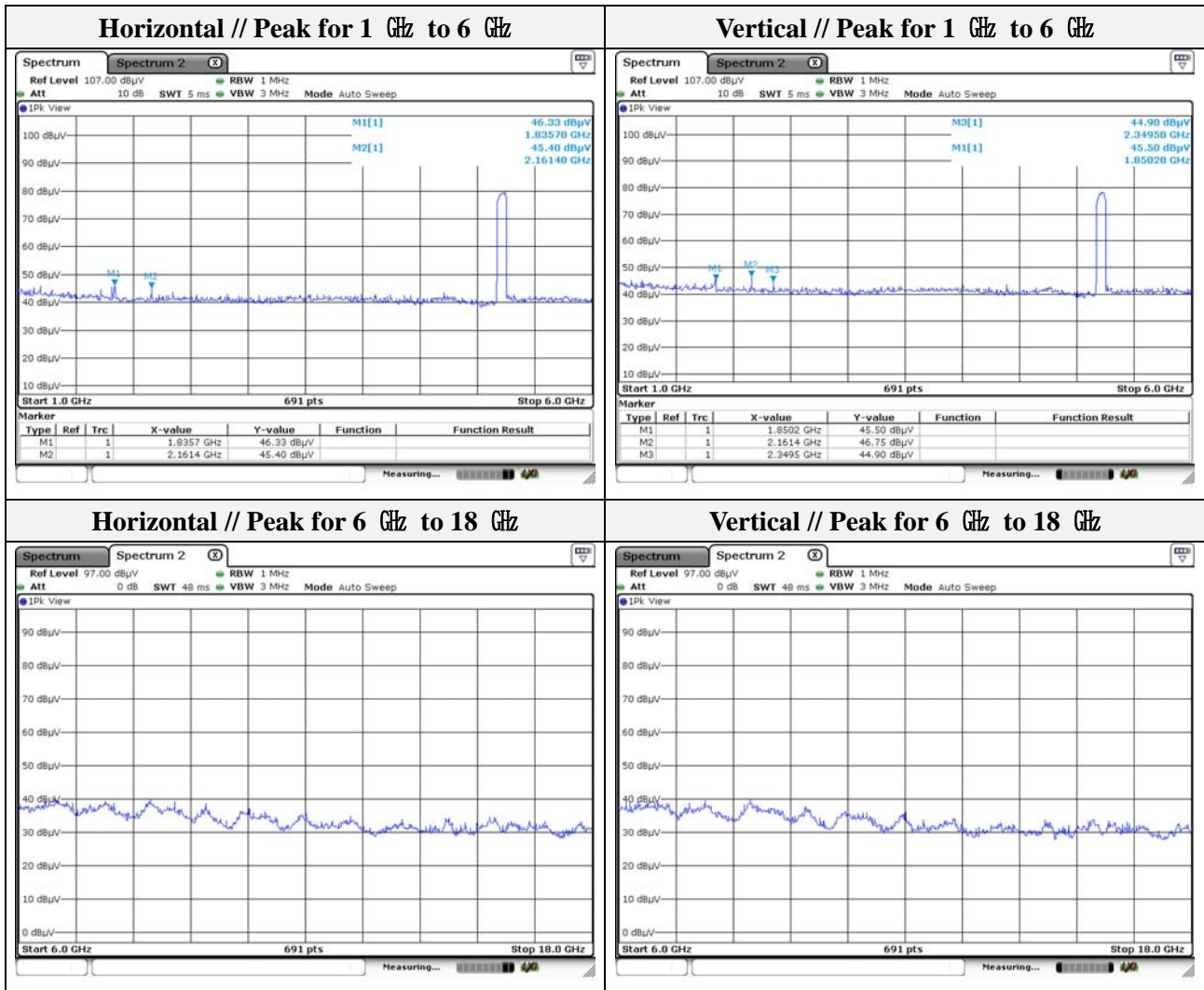
Frequency (MHz)	Level (dB μ V)	Detect mode	Ant. Pol. (H/V)	CF (dB)	DCF (dB)	Field strength (dB μ V/m)	Limit (dB μ V/m)	Margin (dB)
4753.60	41.95	Peak	H	3.20	-	45.15	74.00	28.85
4749.00	41.85	Peak	V	3.21	-	45.06	74.00	28.94

This report shall not be reproduced except in full, without the written approval of KES Co., Ltd.
The test results in the report only apply to the tested sample.



Note.

1. Average test was not performed because peak result is lower than the average limit.



Note.

1. No spurious emission were detected above 6 GHz.



KES Co., Ltd.

C-3701, 40, Simin-daero 365beon-gil,
Dongan-gu, Anyang-si, Gyeonggi-do, Korea
Tel: +82-31-425-6200 / Fax: +82-31-424-0450
www.kes.co.kr

Test report No.:
KES-RF-17T0023-R1
Page (146) of (163)

Mode: UNII-2A(VHT80)
Distance of measurement: 3 meter
Channel: 58

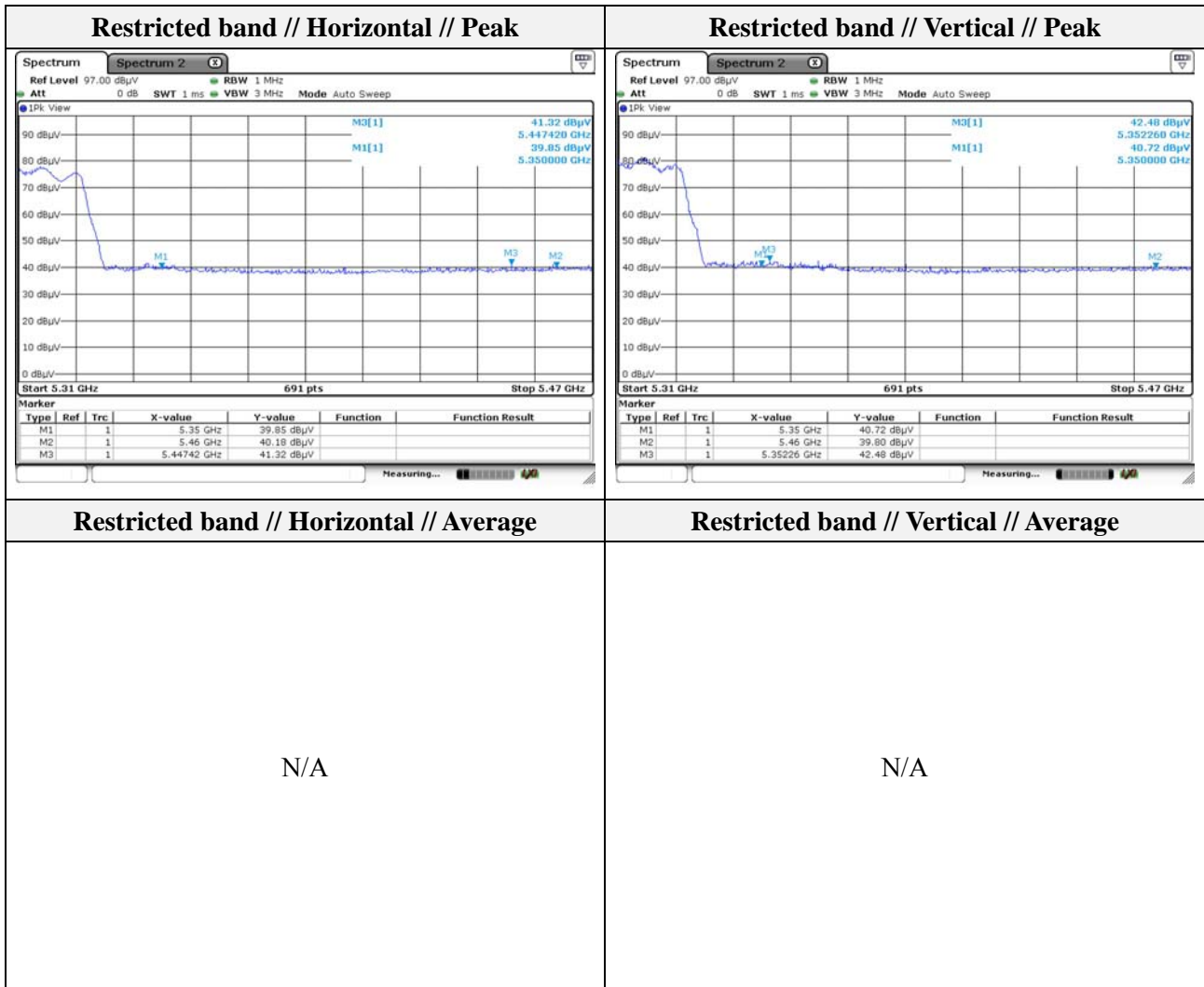
- **Spurious**

Frequency (MHz)	Level (dB μ V)	Detect mode	Ant. Pol. (H/V)	CF (dB)	DCF (dB)	Field strength (dB μ V/m)	Limit (dB μ V/m)	Margin (dB)
1835.70	47.35	Peak	H	-5.51	-	41.84	74.00	32.16
2161.40	45.59	Peak	H	-3.43	-	42.16	74.00	31.84
2342.30	45.26	Peak	H	-2.51	-	42.75	74.00	31.25
2161.40	46.41	Peak	V	-3.43	-	42.98	74.00	31.02

- **Band edge**

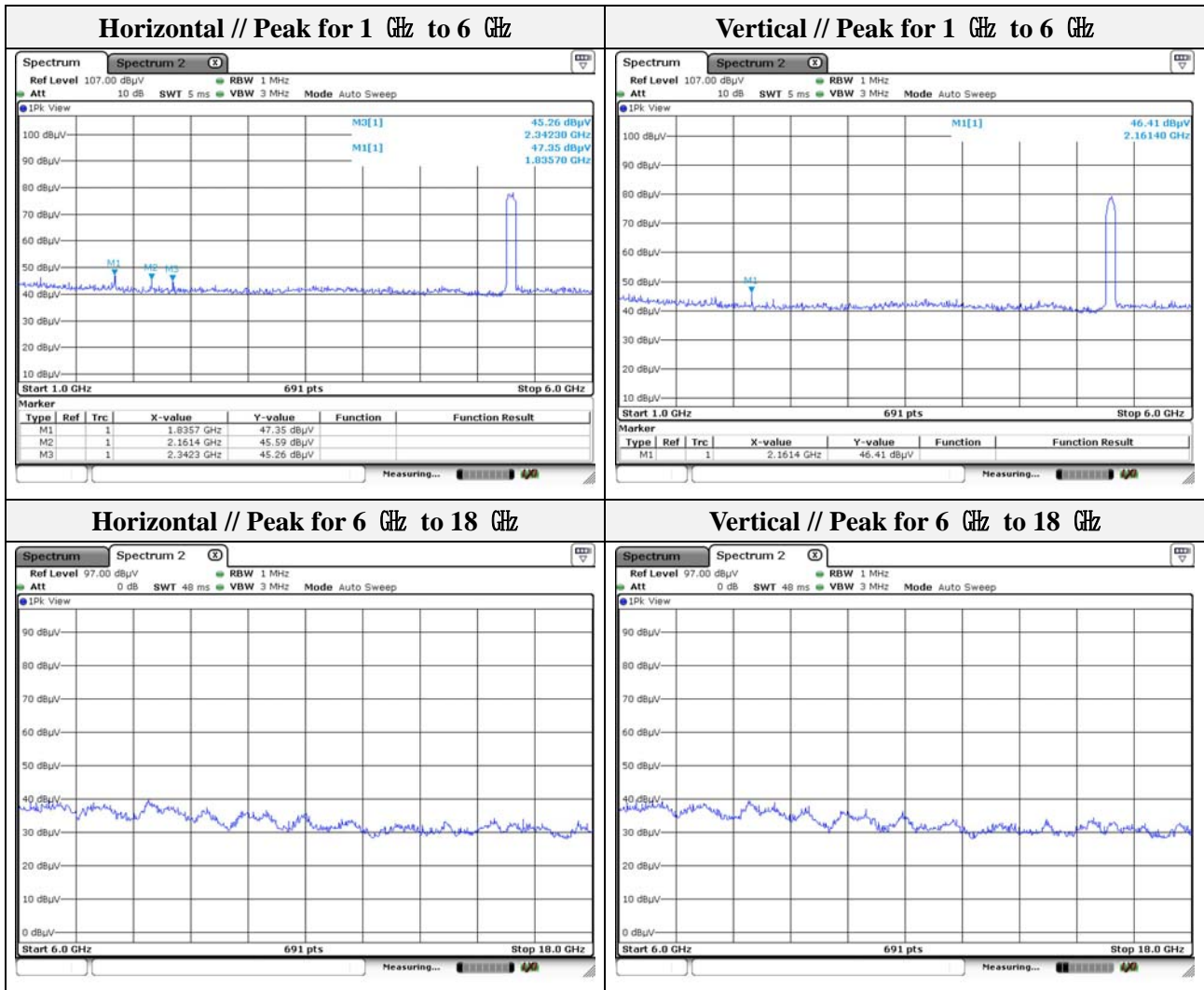
Frequency (MHz)	Level (dB μ V)	Detect mode	Ant. Pol. (H/V)	CF (dB)	DCF (dB)	Field strength (dB μ V/m)	Limit (dB μ V/m)	Margin (dB)
5447.42	41.32	Peak	H	3.28	-	44.60	74.00	29.40
5352.26	42.48	Peak	V	3.43	-	45.91	74.00	28.09

This report shall not be reproduced except in full, without the written approval of KES Co., Ltd.
The test results in the report only apply to the tested sample.



Note.

1. Average test was not performed because peak result is lower than the average limit.



Note.

1. No spurious emission were detected above 6 GHz.



KES Co., Ltd.

C-3701, 40, Simin-daero 365beon-gil,
Dongan-gu, Anyang-si, Gyeonggi-do, Korea
Tel: +82-31-425-6200 / Fax: +82-31-424-0450
www.kes.co.kr

Test report No.:
KES-RF-17T0023-R1
Page (149) of (163)

Mode: UNII-2C(VHT80)
Distance of measurement: 3 meter
Channel: 106

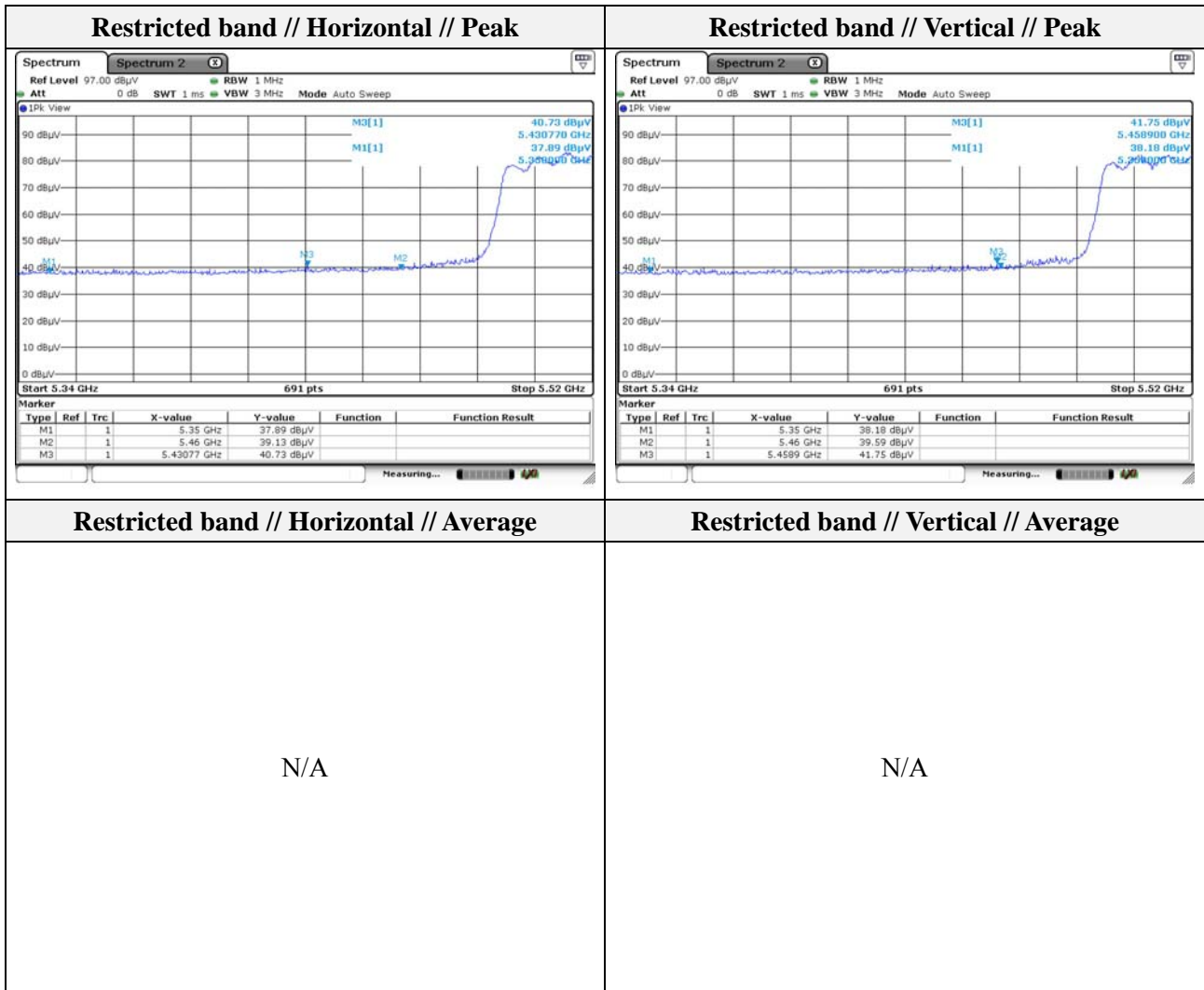
- **Spurious**

Frequency (MHz)	Level (dB μ V)	Detect mode	Ant. Pol. (H/V)	CF (dB)	DCF (dB)	Field strength (dB μ V/m)	Limit (dB μ V/m)	Margin (dB)
1843.00	46.39	Peak	H	-5.45	-	40.94	74.00	33.06
2161.40	44.87	Peak	H	-3.43	-	41.44	74.00	32.56
1814.00	45.17	Peak	V	-5.68	-	39.49	74.00	34.51
2161.40	46.73	Peak	V	-3.43	-	43.30	74.00	30.70

- **Band edge**

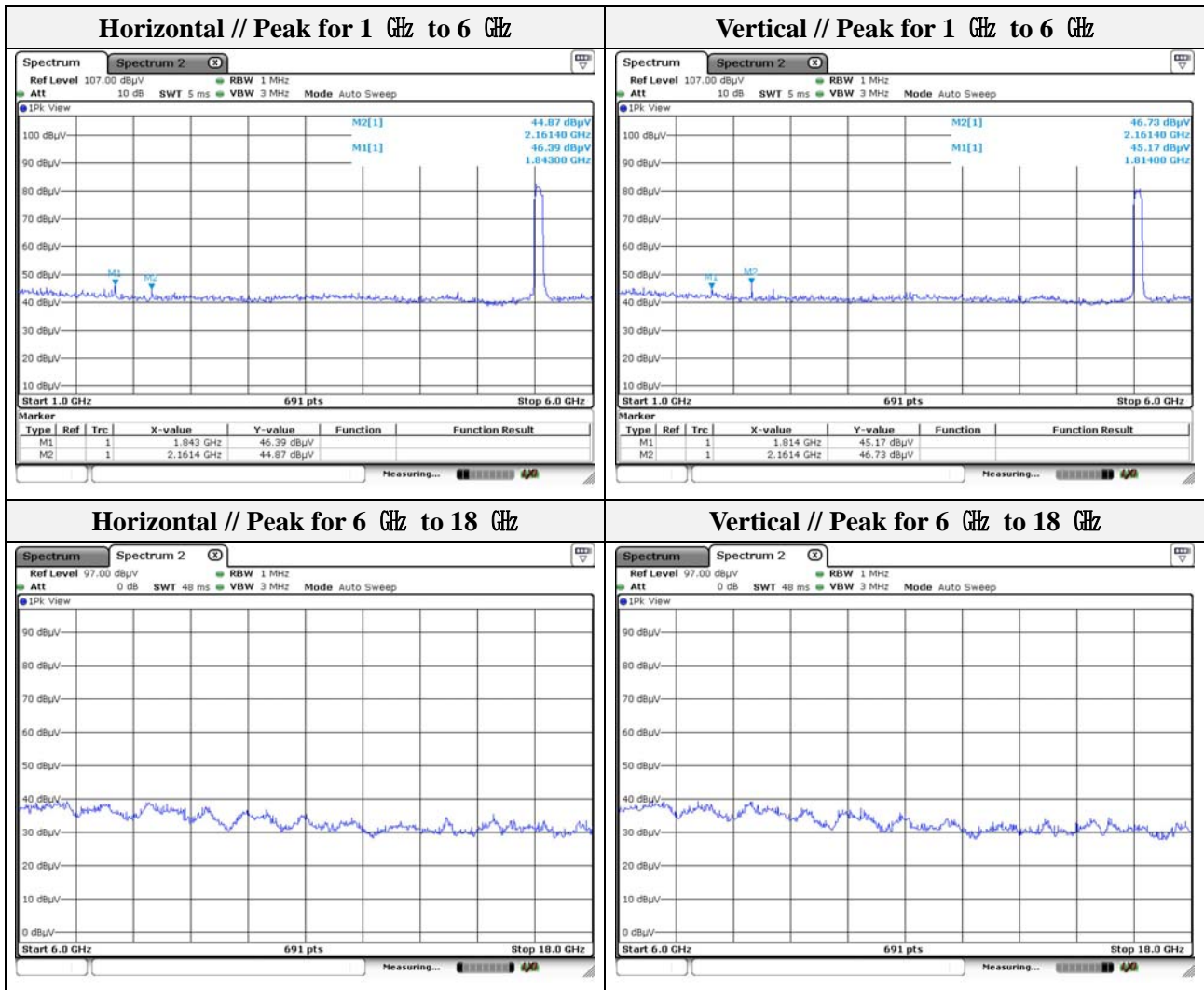
Frequency (MHz)	Level (dB μ V)	Detect mode	Ant. Pol. (H/V)	CF (dB)	DCF (dB)	Field strength (dB μ V/m)	Limit (dB μ V/m)	Margin (dB)
5430.77	40.73	Peak	H	3.35	-	44.08	74.00	29.92
5458.90	41.75	Peak	V	3.23	-	44.98	74.00	29.02

This report shall not be reproduced except in full, without the written approval of KES Co., Ltd.
The test results in the report only apply to the tested sample.



Note.

1. Average test was not performed because peak result is lower than the average limit.



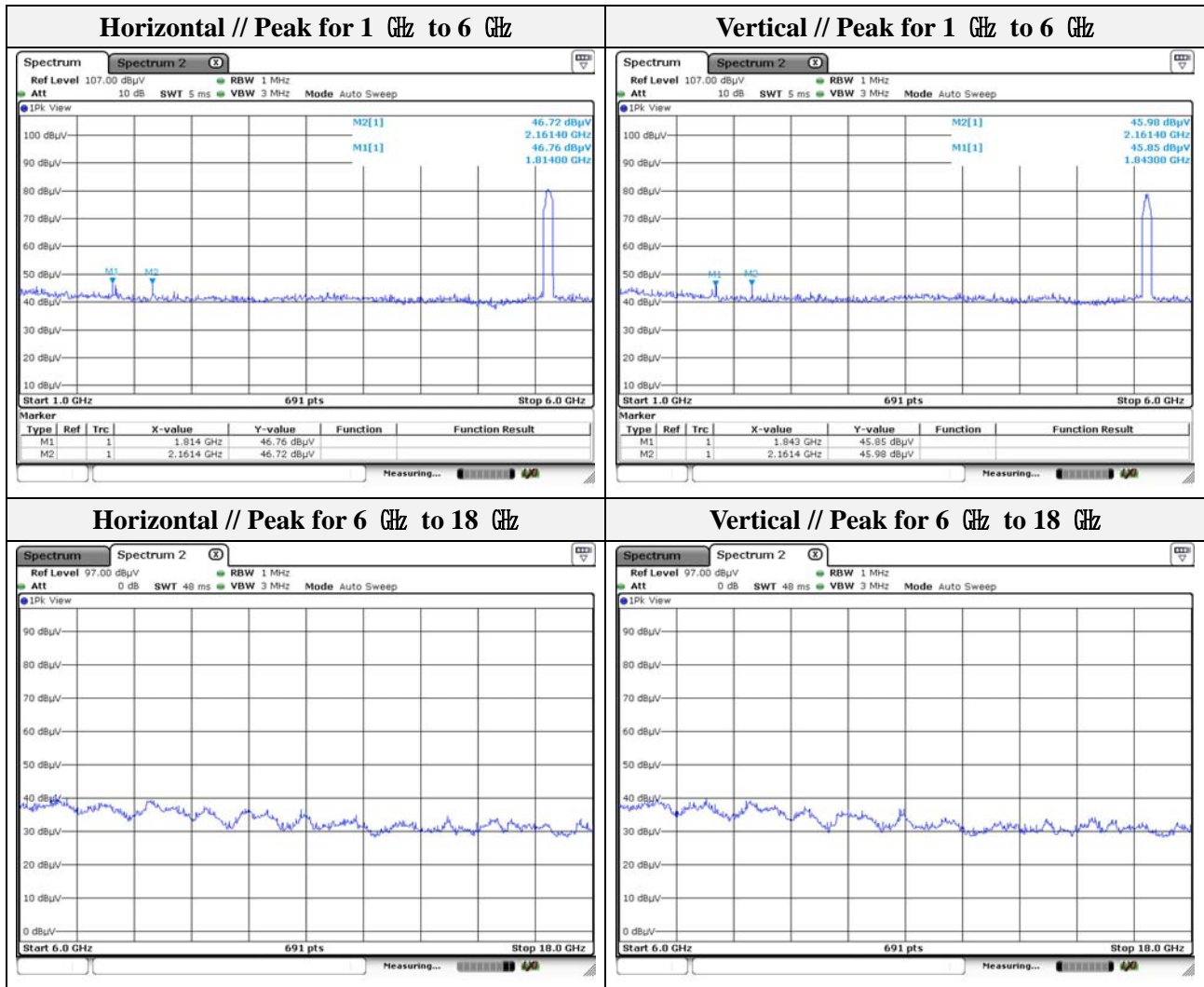
Note.

1. No spurious emission were detected above 6 GHz.

Mode: UNII-2C(VHT80)
 Distance of measurement: 3 meter
 Channel: 122

- **Spurious**

Frequency (MHz)	Level (dBμV)	Detect mode	Ant. Pol. (H/V)	CF (dB)	DCF (dB)	Field strength (dBμV/m)	Limit (dBμV/m)	Margin (dB)
1814.00	46.76	Peak	H	-5.68	-	41.08	74.00	32.92
2161.40	46.72	Peak	H	-3.43	-	43.29	74.00	30.71
1843.00	45.85	Peak	V	-5.45	-	40.40	74.00	33.60
2161.40	45.98	Peak	V	-3.43	-	42.55	74.00	31.45



Note.

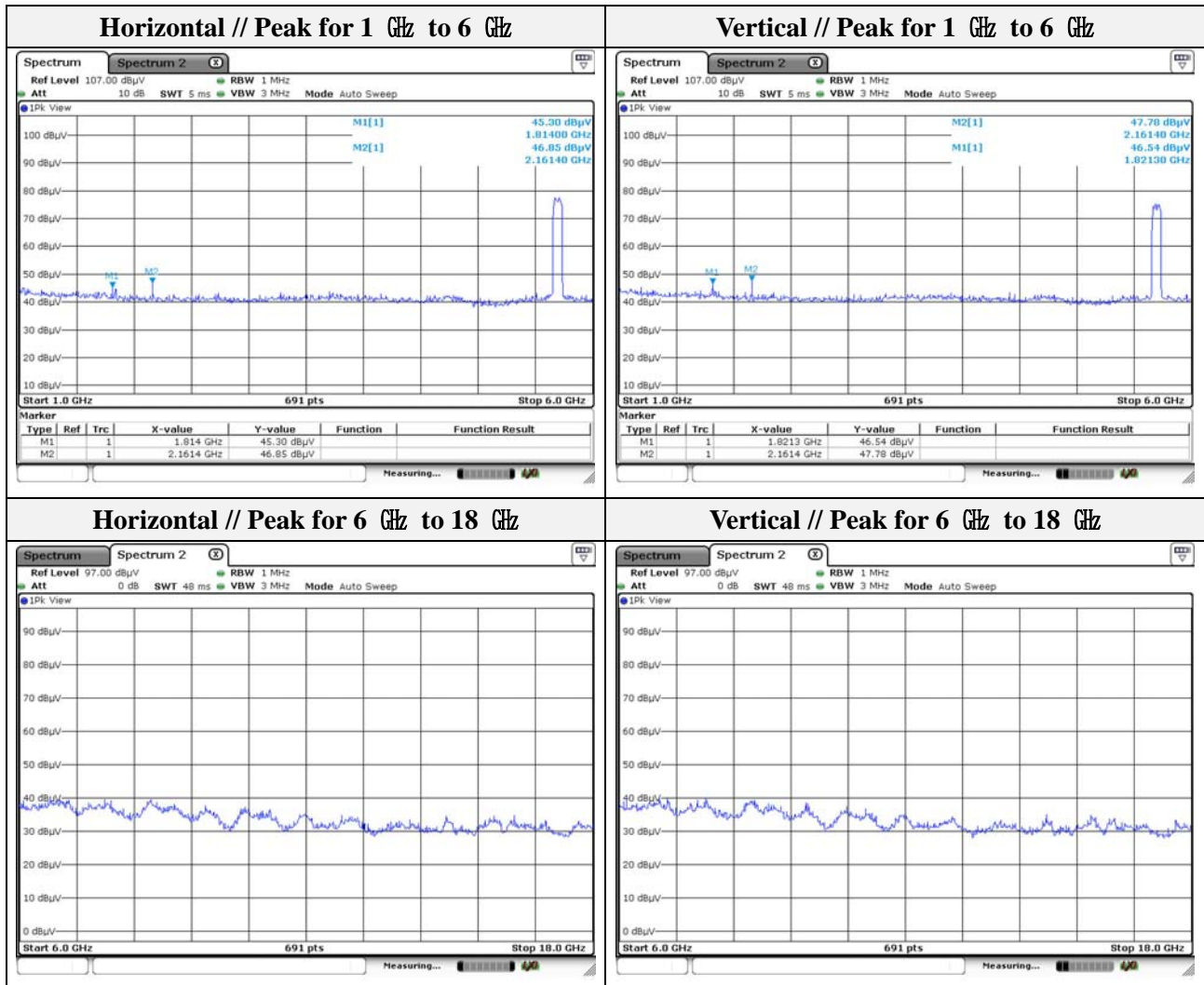
1. No spurious emission were detected above 6 GHz.

This report shall not be reproduced except in full, without the written approval of KES Co., Ltd.
 The test results in the report only apply to the tested sample.

Mode: UNII-2C(VHT80)
 Distance of measurement: 3 meter
 Channel: 138

- Spurious

Frequency (MHz)	Level (dB μ V)	Detect mode	Ant. Pol. (H/V)	CF (dB)	DCF (dB)	Field strength (dB μ V/m)	Limit (dB μ V/m)	Margin (dB)
1814.00	45.30	Peak	H	-5.68	-	39.62	74.00	34.38
2161.40	46.85	Peak	H	-3.43	-	43.42	74.00	30.58
1821.30	46.54	Peak	V	-5.62	-	40.92	74.00	33.08
2161.40	47.78	Peak	V	-3.43	-	44.35	74.00	29.65



Note.

1. No spurious emission were detected above 6 GHz.

This report shall not be reproduced except in full, without the written approval of KES Co., Ltd.
 The test results in the report only apply to the tested sample.

Mode: UNII-3(VHT80)
 Distance of measurement: 3 meter
 Channel: 155

- Spurious

Frequency (MHz)	Level (dB μ V)	Detect mode	Ant. Pol. (H/V)	CF (dB)	DCF (dB)	Field strength (dB μ V/m)	Limit (dB μ V/m)	Margin (dB)
1835.70	47.00	Peak	H	-5.51	-	41.49	74.00	32.51
2161.40	46.44	Peak	H	-3.43	-	43.01	74.00	30.99
1850.20	46.34	Peak	V	-5.40	-	40.94	74.00	33.06
2349.50	47.59	Peak	V	-2.47	-	45.12	74.00	28.88

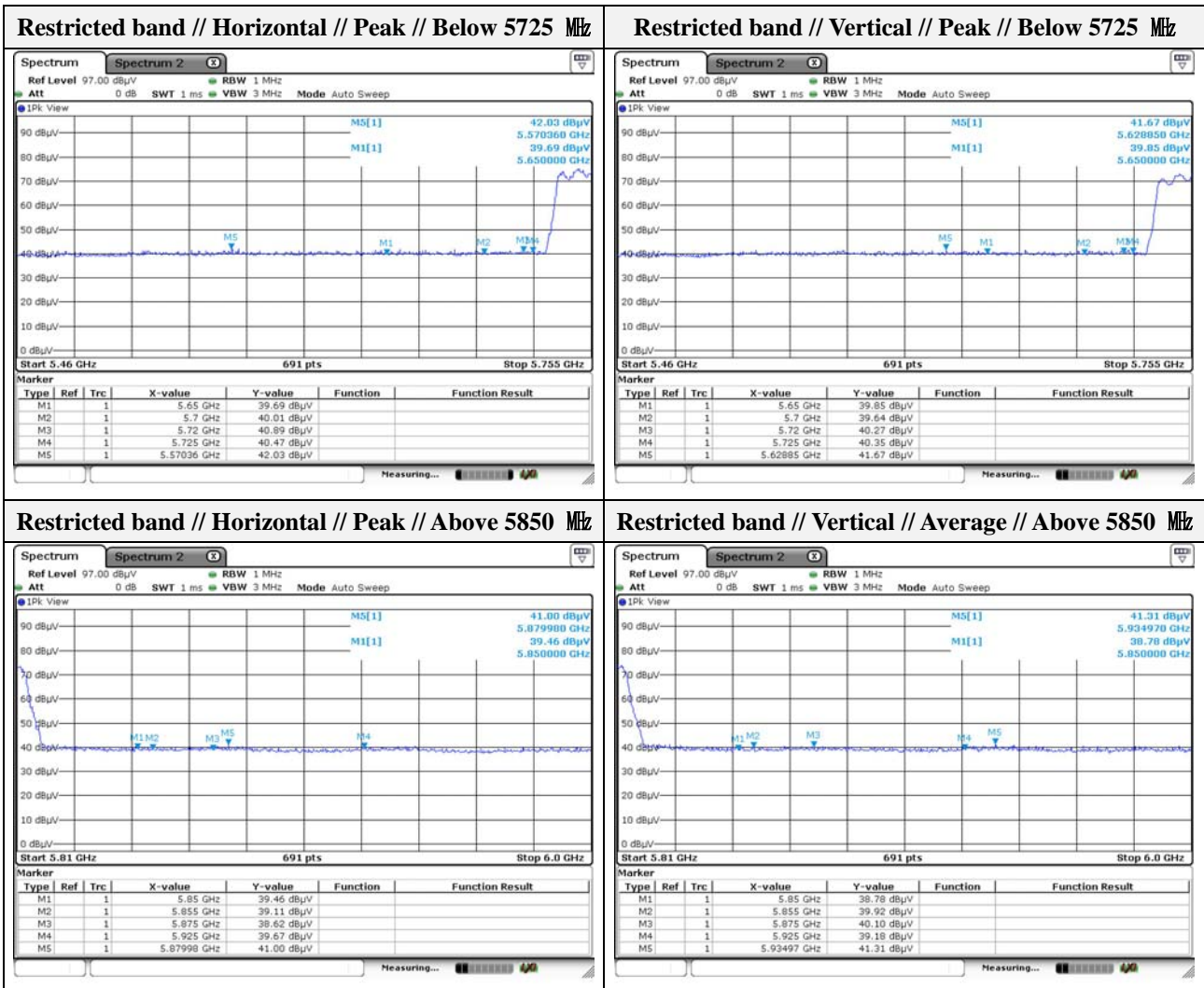
- Band edge // Below 5725 MHz

Frequency (MHz)	Level (dB μ V)	Detect mode	Ant. Pol. (H/V)	CF (dB)	DCF (dB)	Field strength (dB μ V/m)	Limit (dB μ V/m)	Margin (dB)
5725.00	40.47	Peak	H	2.14	-	42.61	122.20	79.59
5570.36	42.03	Peak	H	2.87	-	44.90	68.20	23.30
5725.00	40.35	Peak	V	2.14	-	42.49	122.20	79.71
5628.85	41.67	Peak	V	2.64	-	44.31	68.20	23.89

- Band edge // Above 5850 MHz

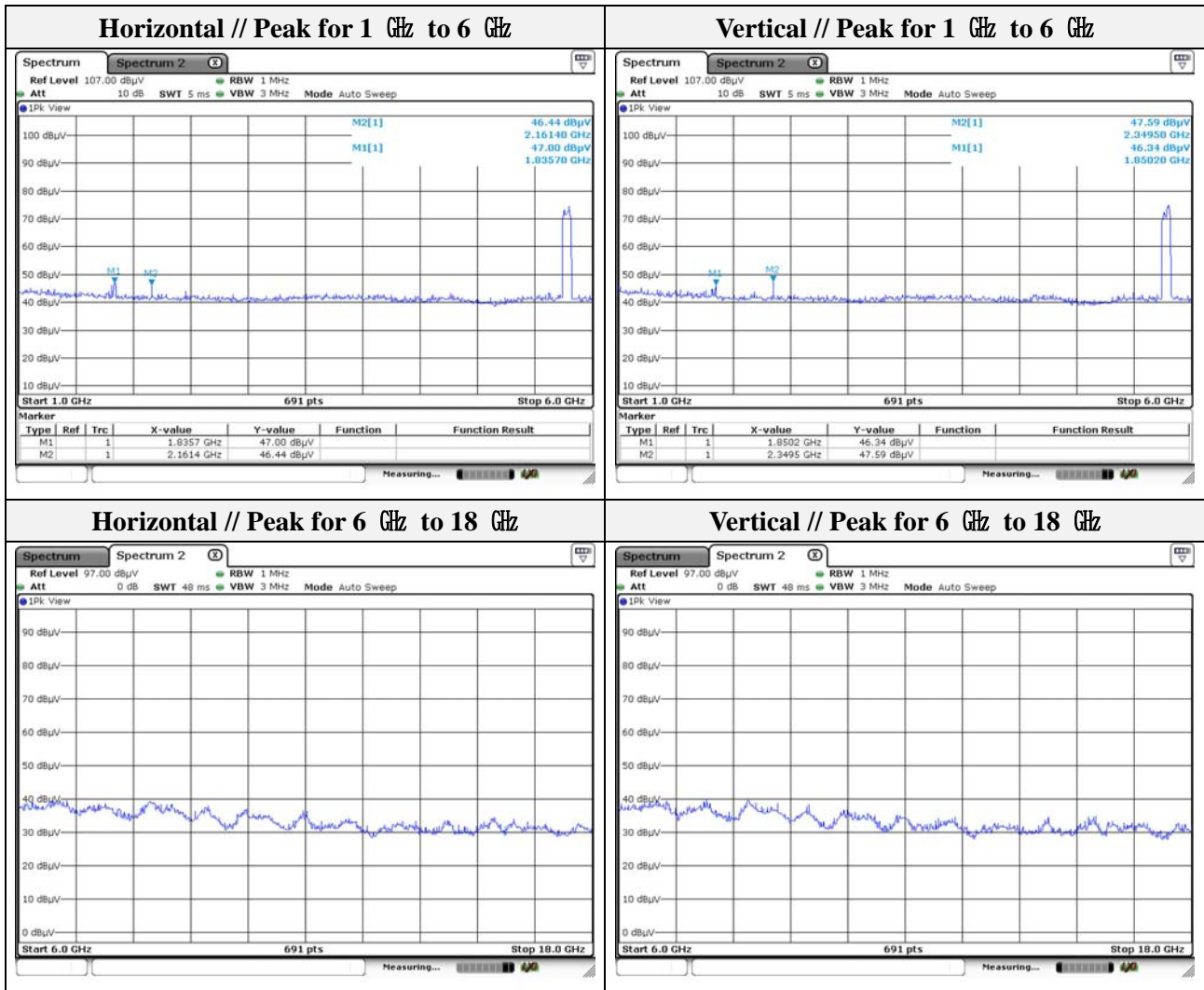
Frequency (MHz)	Level (dB μ V)	Detect mode	Ant. Pol. (H/V)	CF (dB)	DCF (dB)	Field strength (dB μ V/m)	Limit (dB μ V/m)	Margin (dB)
5850.00	39.46	Peak	H	1.70	-	41.17	122.20	81.04
5879.98	41.00	Peak	H	1.68	-	42.68	101.11	58.43
5850.00	38.78	Peak	V	1.70	-	40.49	122.20	81.72
5934.97	41.31	Peak	V	1.63	-	42.94	68.20	25.26

This report shall not be reproduced except in full, without the written approval of KES Co., Ltd.
 The test results in the report only apply to the tested sample.



Note.

1. Average test was not performed because peak result is lower than the average limit.



Note.

1. No spurious emission were detected above 6 GHz.

This report shall not be reproduced except in full, without the written approval of KES Co., Ltd.
 The test results in the report only apply to the tested sample.



Test results - Simultaneous Tx Radiated Spurious Emissions Measurements(Worst case)

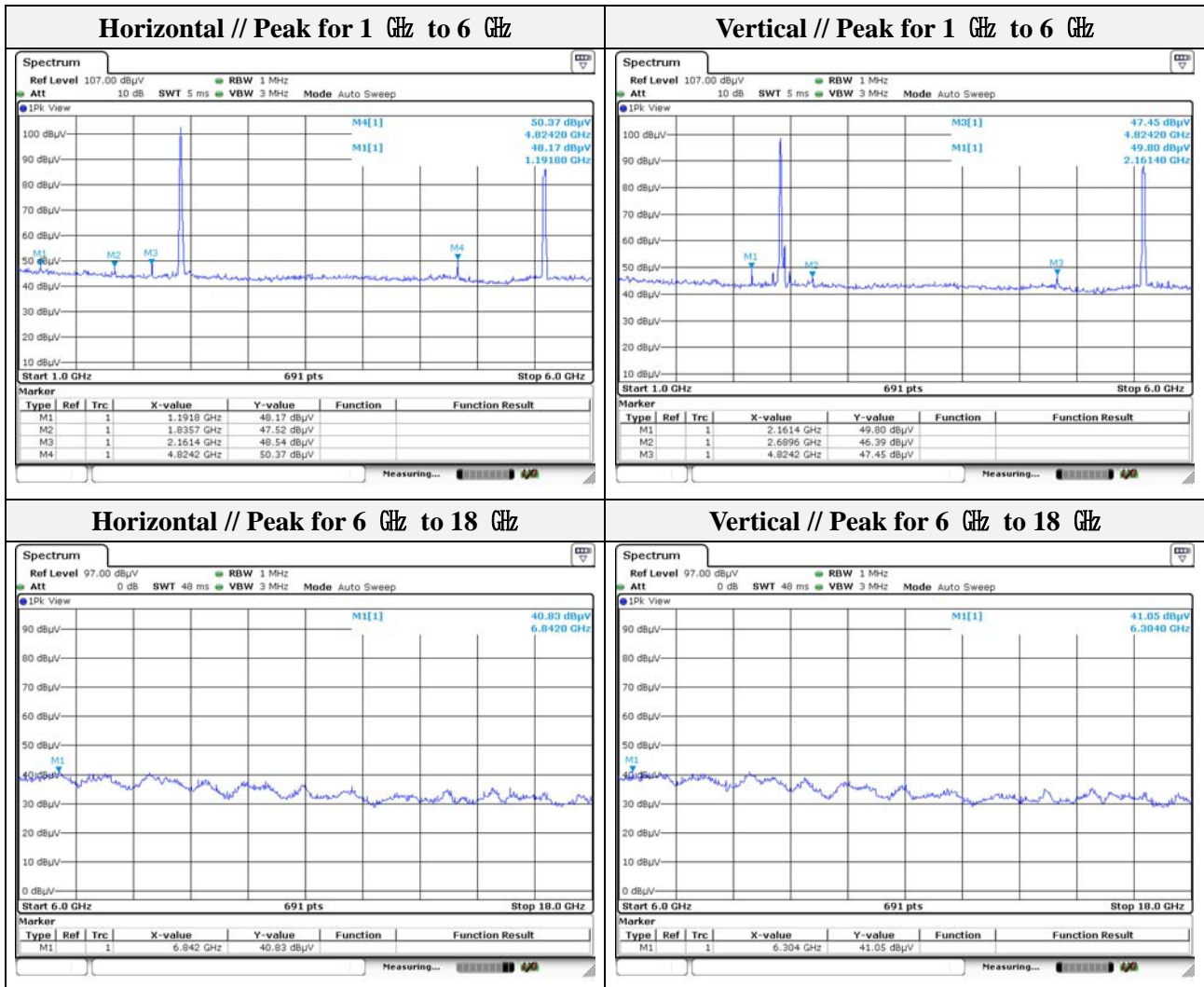
Mode: 802.11b(Single band module), UNII-2C(Dual band module)

Distance of measurement: 3 meter

Channel: 1, 116

- Spurious

Frequency (MHz)	Level (dBμV)	Detect mode	Ant. Pol. (H/V)	CF (dB)	DCF (dB)	Field strength (dBμV/m)	Limit (dBμV/m)	Margin (dB)
1191.80	48.17	Peak	H	-8.90	-	39.27	74.00	34.73
1835.70	47.52	Peak	H	-5.51	-	42.01	74.00	31.99
2161.40	48.54	Peak	H	-3.43	-	45.11	74.00	28.89
4824.20	50.37	Peak	H	3.15	-	53.52	74.00	20.48
6842.00	40.83	Peak	H	7.38	-	48.21	74.00	25.79
2161.40	49.80	Peak	V	-3.43	-	46.37	74.00	27.63
2689.60	46.39	Peak	V	-1.07	-	45.32	74.00	28.68
4824.20	47.45	Peak	V	3.15	-	50.60	74.00	23.40
6304.00	41.05	Peak	V	5.06	-	46.11	74.00	27.89

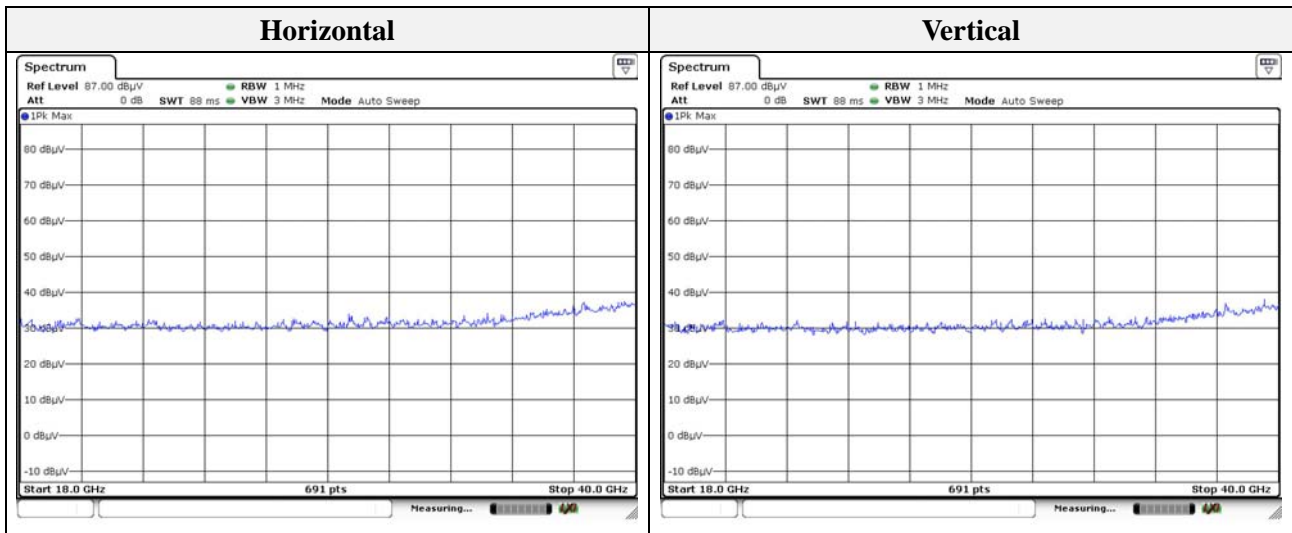


Note.

1. No spurious emission were detected above 6 GHz.

Test results (18 GHz to 40 GHz) – Worst case

Mode: UNII-2C
 Distance of measurement: 3 meter
 Channel: 116



Note.

1. No spurious emission were detected above 18 GHz.

3.7. AC conducted emissions

Limit

According to 15.207(a), for an intentional radiator that is designed to be connected to the public utility (AC) power line, the radio frequency voltage that is conducted back onto the AC power line on any frequency or frequencies, within the band 150 kHz to 30 MHz, shall not exceed the limits in the following table, as measured using a 50uH/50 ohm line impedance stabilization network (LISN). Compliance with the provision of this paragraph shall on the measurement of the radio frequency voltage between each power line and ground at the power terminal. The lower applies at the boundary between the frequencies ranges.

Frequency of Emission (MHz)	Conducted limit (dB μ V/m)	
	Quasi-peak	Average
0.15 – 0.50	66 - 56*	56 - 46*
0.50 – 5.00	56	46
5.00 – 30.0	60	50

Note:

1. All AC line conducted spurious emission are measured with a receiver connected to a grounded LISN while the EUT is operating at its maximum duty cycle, at maximum power, and the appropriate frequencies. All data rates and modes were investigated for conducted spurious emission. Only the conducted emissions of the configuration that produced the worst case emissions are reported in this section.
3. Both Cable loss and LISN factor are included in measurement level(QP Level or AV Level).

Test results

Hot Line																																																																																																																																								
	<p>Final Result</p> <table border="1"> <thead> <tr> <th>Frequency (MHz)</th> <th>QuasiPeak (dBµV)</th> <th>CAverage (dBµV)</th> <th>Limit (dBµV)</th> <th>Margin (dB)</th> <th>Meas. Time (ms)</th> <th>Bandwidth (kHz)</th> <th>Line</th> <th>Corr. (dB)</th> </tr> </thead> <tbody> <tr><td>0.190000</td><td>56.61</td><td>---</td><td>64.04</td><td>7.43</td><td>1000.0</td><td>9.000</td><td>L1</td><td>20.9</td></tr> <tr><td>0.190000</td><td>---</td><td>43.14</td><td>54.04</td><td>10.90</td><td>1000.0</td><td>9.000</td><td>L1</td><td>20.9</td></tr> <tr><td>0.195000</td><td>56.17</td><td>---</td><td>63.82</td><td>7.65</td><td>1000.0</td><td>9.000</td><td>L1</td><td>20.9</td></tr> <tr><td>0.195000</td><td>---</td><td>43.87</td><td>53.82</td><td>9.95</td><td>1000.0</td><td>9.000</td><td>L1</td><td>20.9</td></tr> <tr><td>2.890000</td><td>38.37</td><td>---</td><td>56.00</td><td>17.63</td><td>1000.0</td><td>9.000</td><td>L1</td><td>19.8</td></tr> <tr><td>2.890000</td><td>---</td><td>27.09</td><td>46.00</td><td>18.91</td><td>1000.0</td><td>9.000</td><td>L1</td><td>19.8</td></tr> <tr><td>2.945000</td><td>---</td><td>26.80</td><td>46.00</td><td>19.20</td><td>1000.0</td><td>9.000</td><td>L1</td><td>19.7</td></tr> <tr><td>2.945000</td><td>37.68</td><td>---</td><td>56.00</td><td>18.32</td><td>1000.0</td><td>9.000</td><td>L1</td><td>19.7</td></tr> <tr><td>27.355000</td><td>---</td><td>17.54</td><td>50.00</td><td>32.46</td><td>1000.0</td><td>9.000</td><td>L1</td><td>20.3</td></tr> <tr><td>27.355000</td><td>32.48</td><td>---</td><td>60.00</td><td>27.52</td><td>1000.0</td><td>9.000</td><td>L1</td><td>20.3</td></tr> <tr><td>29.485000</td><td>---</td><td>25.94</td><td>50.00</td><td>24.06</td><td>1000.0</td><td>9.000</td><td>L1</td><td>20.3</td></tr> <tr><td>29.485000</td><td>30.67</td><td>---</td><td>60.00</td><td>29.33</td><td>1000.0</td><td>9.000</td><td>L1</td><td>20.3</td></tr> </tbody> </table>	Frequency (MHz)	QuasiPeak (dBµV)	CAverage (dBµV)	Limit (dBµV)	Margin (dB)	Meas. Time (ms)	Bandwidth (kHz)	Line	Corr. (dB)	0.190000	56.61	---	64.04	7.43	1000.0	9.000	L1	20.9	0.190000	---	43.14	54.04	10.90	1000.0	9.000	L1	20.9	0.195000	56.17	---	63.82	7.65	1000.0	9.000	L1	20.9	0.195000	---	43.87	53.82	9.95	1000.0	9.000	L1	20.9	2.890000	38.37	---	56.00	17.63	1000.0	9.000	L1	19.8	2.890000	---	27.09	46.00	18.91	1000.0	9.000	L1	19.8	2.945000	---	26.80	46.00	19.20	1000.0	9.000	L1	19.7	2.945000	37.68	---	56.00	18.32	1000.0	9.000	L1	19.7	27.355000	---	17.54	50.00	32.46	1000.0	9.000	L1	20.3	27.355000	32.48	---	60.00	27.52	1000.0	9.000	L1	20.3	29.485000	---	25.94	50.00	24.06	1000.0	9.000	L1	20.3	29.485000	30.67	---	60.00	29.33	1000.0	9.000	L1	20.3																		
Frequency (MHz)	QuasiPeak (dBµV)	CAverage (dBµV)	Limit (dBµV)	Margin (dB)	Meas. Time (ms)	Bandwidth (kHz)	Line	Corr. (dB)																																																																																																																																
0.190000	56.61	---	64.04	7.43	1000.0	9.000	L1	20.9																																																																																																																																
0.190000	---	43.14	54.04	10.90	1000.0	9.000	L1	20.9																																																																																																																																
0.195000	56.17	---	63.82	7.65	1000.0	9.000	L1	20.9																																																																																																																																
0.195000	---	43.87	53.82	9.95	1000.0	9.000	L1	20.9																																																																																																																																
2.890000	38.37	---	56.00	17.63	1000.0	9.000	L1	19.8																																																																																																																																
2.890000	---	27.09	46.00	18.91	1000.0	9.000	L1	19.8																																																																																																																																
2.945000	---	26.80	46.00	19.20	1000.0	9.000	L1	19.7																																																																																																																																
2.945000	37.68	---	56.00	18.32	1000.0	9.000	L1	19.7																																																																																																																																
27.355000	---	17.54	50.00	32.46	1000.0	9.000	L1	20.3																																																																																																																																
27.355000	32.48	---	60.00	27.52	1000.0	9.000	L1	20.3																																																																																																																																
29.485000	---	25.94	50.00	24.06	1000.0	9.000	L1	20.3																																																																																																																																
29.485000	30.67	---	60.00	29.33	1000.0	9.000	L1	20.3																																																																																																																																
Neutral Line																																																																																																																																								
	<p>Final Result</p> <table border="1"> <thead> <tr> <th>Frequency (MHz)</th> <th>QuasiPeak (dBµV)</th> <th>CAverage (dBµV)</th> <th>Limit (dBµV)</th> <th>Margin (dB)</th> <th>Meas. Time (ms)</th> <th>Bandwidth (kHz)</th> <th>Line</th> <th>Corr. (dB)</th> </tr> </thead> <tbody> <tr><td>0.195000</td><td>55.94</td><td>---</td><td>63.82</td><td>7.88</td><td>1000.0</td><td>9.000</td><td>N</td><td>20.8</td></tr> <tr><td>0.195000</td><td>---</td><td>43.05</td><td>53.82</td><td>10.77</td><td>1000.0</td><td>9.000</td><td>N</td><td>20.8</td></tr> <tr><td>1.070000</td><td>37.58</td><td>---</td><td>56.00</td><td>18.42</td><td>1000.0</td><td>9.000</td><td>N</td><td>20.1</td></tr> <tr><td>1.070000</td><td>---</td><td>26.26</td><td>46.00</td><td>19.74</td><td>1000.0</td><td>9.000</td><td>N</td><td>20.1</td></tr> <tr><td>2.490000</td><td>37.78</td><td>---</td><td>56.00</td><td>18.22</td><td>1000.0</td><td>9.000</td><td>N</td><td>19.8</td></tr> <tr><td>2.490000</td><td>---</td><td>25.52</td><td>46.00</td><td>20.48</td><td>1000.0</td><td>9.000</td><td>N</td><td>19.8</td></tr> <tr><td>7.975000</td><td>32.06</td><td>---</td><td>60.00</td><td>27.94</td><td>1000.0</td><td>9.000</td><td>N</td><td>19.8</td></tr> <tr><td>7.975000</td><td>---</td><td>23.55</td><td>50.00</td><td>26.45</td><td>1000.0</td><td>9.000</td><td>N</td><td>19.8</td></tr> <tr><td>7.990000</td><td>31.97</td><td>---</td><td>60.00</td><td>28.03</td><td>1000.0</td><td>9.000</td><td>N</td><td>19.8</td></tr> <tr><td>7.990000</td><td>---</td><td>23.88</td><td>50.00</td><td>26.12</td><td>1000.0</td><td>9.000</td><td>N</td><td>19.8</td></tr> <tr><td>8.460000</td><td>---</td><td>23.44</td><td>50.00</td><td>26.56</td><td>1000.0</td><td>9.000</td><td>N</td><td>19.8</td></tr> <tr><td>8.460000</td><td>31.40</td><td>---</td><td>60.00</td><td>28.60</td><td>1000.0</td><td>9.000</td><td>N</td><td>19.8</td></tr> <tr><td>29.435000</td><td>---</td><td>12.98</td><td>50.00</td><td>37.02</td><td>1000.0</td><td>9.000</td><td>N</td><td>20.3</td></tr> <tr><td>29.435000</td><td>20.61</td><td>---</td><td>60.00</td><td>39.39</td><td>1000.0</td><td>9.000</td><td>N</td><td>20.3</td></tr> </tbody> </table>	Frequency (MHz)	QuasiPeak (dBµV)	CAverage (dBµV)	Limit (dBµV)	Margin (dB)	Meas. Time (ms)	Bandwidth (kHz)	Line	Corr. (dB)	0.195000	55.94	---	63.82	7.88	1000.0	9.000	N	20.8	0.195000	---	43.05	53.82	10.77	1000.0	9.000	N	20.8	1.070000	37.58	---	56.00	18.42	1000.0	9.000	N	20.1	1.070000	---	26.26	46.00	19.74	1000.0	9.000	N	20.1	2.490000	37.78	---	56.00	18.22	1000.0	9.000	N	19.8	2.490000	---	25.52	46.00	20.48	1000.0	9.000	N	19.8	7.975000	32.06	---	60.00	27.94	1000.0	9.000	N	19.8	7.975000	---	23.55	50.00	26.45	1000.0	9.000	N	19.8	7.990000	31.97	---	60.00	28.03	1000.0	9.000	N	19.8	7.990000	---	23.88	50.00	26.12	1000.0	9.000	N	19.8	8.460000	---	23.44	50.00	26.56	1000.0	9.000	N	19.8	8.460000	31.40	---	60.00	28.60	1000.0	9.000	N	19.8	29.435000	---	12.98	50.00	37.02	1000.0	9.000	N	20.3	29.435000	20.61	---	60.00	39.39	1000.0	9.000	N	20.3
Frequency (MHz)	QuasiPeak (dBµV)	CAverage (dBµV)	Limit (dBµV)	Margin (dB)	Meas. Time (ms)	Bandwidth (kHz)	Line	Corr. (dB)																																																																																																																																
0.195000	55.94	---	63.82	7.88	1000.0	9.000	N	20.8																																																																																																																																
0.195000	---	43.05	53.82	10.77	1000.0	9.000	N	20.8																																																																																																																																
1.070000	37.58	---	56.00	18.42	1000.0	9.000	N	20.1																																																																																																																																
1.070000	---	26.26	46.00	19.74	1000.0	9.000	N	20.1																																																																																																																																
2.490000	37.78	---	56.00	18.22	1000.0	9.000	N	19.8																																																																																																																																
2.490000	---	25.52	46.00	20.48	1000.0	9.000	N	19.8																																																																																																																																
7.975000	32.06	---	60.00	27.94	1000.0	9.000	N	19.8																																																																																																																																
7.975000	---	23.55	50.00	26.45	1000.0	9.000	N	19.8																																																																																																																																
7.990000	31.97	---	60.00	28.03	1000.0	9.000	N	19.8																																																																																																																																
7.990000	---	23.88	50.00	26.12	1000.0	9.000	N	19.8																																																																																																																																
8.460000	---	23.44	50.00	26.56	1000.0	9.000	N	19.8																																																																																																																																
8.460000	31.40	---	60.00	28.60	1000.0	9.000	N	19.8																																																																																																																																
29.435000	---	12.98	50.00	37.02	1000.0	9.000	N	20.3																																																																																																																																
29.435000	20.61	---	60.00	39.39	1000.0	9.000	N	20.3																																																																																																																																

This report shall not be reproduced except in full, without the written approval of KES Co., Ltd.
 The test results in the report only apply to the tested sample.

Appendix A. Measurement equipment

Equipment	Manufacturer	Model	Serial No.	Calibration interval	Calibration due.
Spectrum Analyzer	R&S	FSV40	101002	1 year	2017.07.06
Spectrum Analyzer	R&S	FSV40	101002	1 year	2017.07.06
8360B Series Swept Signal Generator	HP	83630B	3844A00786	1 year	2018.01.23
PSG Analog Signal Generator	AGILENT	E8257C	US42340237	1 year	2017.07.05
Power Meter	Anritsu	ML2495A	1438001	1 year	2018.01.23
Pluse Power Sensor	Anritsu	MA2411B	1339205	1 year	2018.01.23
Loop antenna	R&S	HFH2-Z2.335.4711.52	826532	2 years	2017.03.03
Trilog-broadband antenna	SCHWARZBECK	VULB 9163	9168-713	2 years	2017.05.15
Preamplifier	HP	8449B	3008A00538	1 year	2017.07.05
Horn Antenna	SCHWARZBECK	BBHA9170	BBHA9170550	2 years	2017.04.30
Preamplifier	SCHWARZBECK	BBV-9718	9718-246	1 year	2017.10.14
Broadband Amplifier	SCHWARZBECK	BBV-9721	PS9721-003	1 year	2018.01.23
Low Pass Filter	Wainwright Instrument	WHNK6.0/26.5G-6SS	1	1 year	2017.07.05
High Pass Filter	WAINWRIGHT INSTRUMENT	WHJS3000-10TT	1	1 year	2017.07.04
Attenuator	Keysight	8493C	82506	1 year	2018.01.23
EMI Test Receiver	R&S	ESR3	101781	1 year	2017.05.03
EMI Test Receiver	R&S	ESU26	100552	1 year	2017.04.24
EMI Test Receiver	R&S	ESR3	101783	1 year	2017.05.03
DC Power supply	Aglient	6674A	US36370369	1 year	2017.07.04
Temperature & Humidity Chamber	Daehan Engineering	DH-1000	DH1000060628	1 year	2018.01.20
LISN	R&S	ENV216	101137	1 year	2018.02.03

Peripheral devices

Device	Manufacturer	Model No.	Serial No.
Notebook Computer	Samsung Electronics Co., Ltd.	NP-QX411L	HJV993BB905283V

Appendix B. Test setup photos

Radiated	
	
	N/A
AC conducted	
	

This report shall not be reproduced except in full, without the written approval of KES Co., Ltd.
 The test results in the report only apply to the tested sample.