


PHOTOGRAPHS OF THE TEST CONFIGURATION


CONDUCTED EMISSION TEST Trimble Gateway-MA2





CONDUCTED EMISSION TEST Trimble Gateway-BA2





CONDUCTED EMISSION TEST Trimble Gateway-TE2





RADIATED EMISSION TEST BELOW 1GHz
Trimble Gateway-MA2 with internal antenna
(X-Plane)



(Y-Plane)





(Z-Plane)




RADIATED EMISSION TEST BELOW 1GHz
Trimble Gateway-MA2 with external antenna
(X-Plane)



(Y-Plane)



(Z-Plane)




RADIATED EMISSION TEST BELOW 1GHz
Trimble Gateway-BA2
(X-Plane)




RADIATED EMISSION TEST BELOW 1GHz
Trimble Gateway-TE2
(X-Plane)




(Y-Plane)





(Z-Plane)





RADIATED EMISSION TEST ABOVE 1GHz
Trimble Gateway-MA2 with internal antenna
(X-Plane)




(Y-Plane)





(Z-Plane)




RADIATED EMISSION TEST ABOVE 1GHz
Trimble Gateway-MA2 with external antenna
(X-Plane)





(Y-Plane)




(Z-Plane)





RADIATED EMISSION TEST ABOVE 1GHz
Trimble Gateway-BA2
(X-Plane)



RADIATED EMISSION TEST ABOVE 1GHz
Trimble Gateway-TE2
(X-Plane)



(Y-Plane)



(Z-Plane)

