

FCC RADIO TEST REPORT

Applicant's Company	SIRIUS SATELLITE RADIO.
Applicant Address	989 Lenox Drive Suite 212 Lawrenceville, New Jersey 08648
Manufacturer's Company	Wistron NeWeb Corporation
Manufacturer Address	No. 10-1, Li-hsin Road I, Science-Baded Industrial Park, Hsinchu 300, Taiwan, R.O.C.
Product Name	Starmate 3
Brand Name	Sirius
Model Name	ST3TK1
Received Date	Dec. 02, 2009
Final Test Date	Dec. 04, 2009

1. General Description of Equipment under Test

Part	Description of Test	Under Limit
3.1	Radiated Emissions	20.14 dB
3.2	Field Strength of Fundamental Emissions	0.11 dB

Note: Due to the frequency shift for PK data equipment, the PK frequency should follow the AV data equipment in section 3.2.

2. GENERAL INFORMATION

2.1 Table for Carrier Frequencies

Frequency Band	Channel No.	Frequency
88 ~ 108MHz	1	88.1 MHz
	2	88.3 MHz
	:	:
	50	97.9 MHz
	51	98.1 MHz
	52	98.3 MHz
	:	:
	99	107.7 MHz
	100	107.9 MHz

2.2 Test Modes

Mode 1: Medium Car (Ford, MONDEO) + ST3TK1

Mode 2: Small Car (Toyota, COROLLA) + ST3TK1

Mode 3: Large Car (Ford, IXION) + ST3TK1

2.3 Table for Testing Locations

Test Site No.	Site Category	Location
10CH01-HY	SAC	Hwa Ya

Semi Anechoic Chamber (SAC)

2.4 Test Procedure

1. Put the vehicle in the center of turn table and put the **Radio with Van Mount** in the car . The distance between Vehicle edge and Bi-Log antenna is 3 meters (**Need to adjust for different Radial Angel**). Connect DNP, SDPIV1(car dock), iFMCLA, Car antenna and audio adapter.
2. Play SMIQ and to make sure Radio works properly with channel name showing.
3. Tune the FM TX to specified frequency (Refer to Table 1). Set the polarization to vertical.
4. Turn **8 radial angles** and continuously move antenna height from 1m to 4m to record the maximum emission strength, antenna height with frequency range from 30MHz to 1100MHz. **Record the azimuth (specified 8 radials) for each data point**
5. Change polarization to horizontal and process the step 4 again.
6. Change Radio to other Radio and process the step 3 to 5 again.
7. Change to other 2 vehicles and process the step 3 to 6 again.

2.5 Measuring Instruments and Setting

<Radiated Emissions>

Receiver Parameter	Setting
Attenuation	Auto
Start ~ Stop Frequency	9kHz~150kHz / RB 200Hz for QP
Start ~ Stop Frequency	150kHz~30MHz / RB 9kHz for QP
Start ~ Stop Frequency	30MHz~1000MHz / RB 120kHz for QP

<Field Strength of Fundamental Emissions>

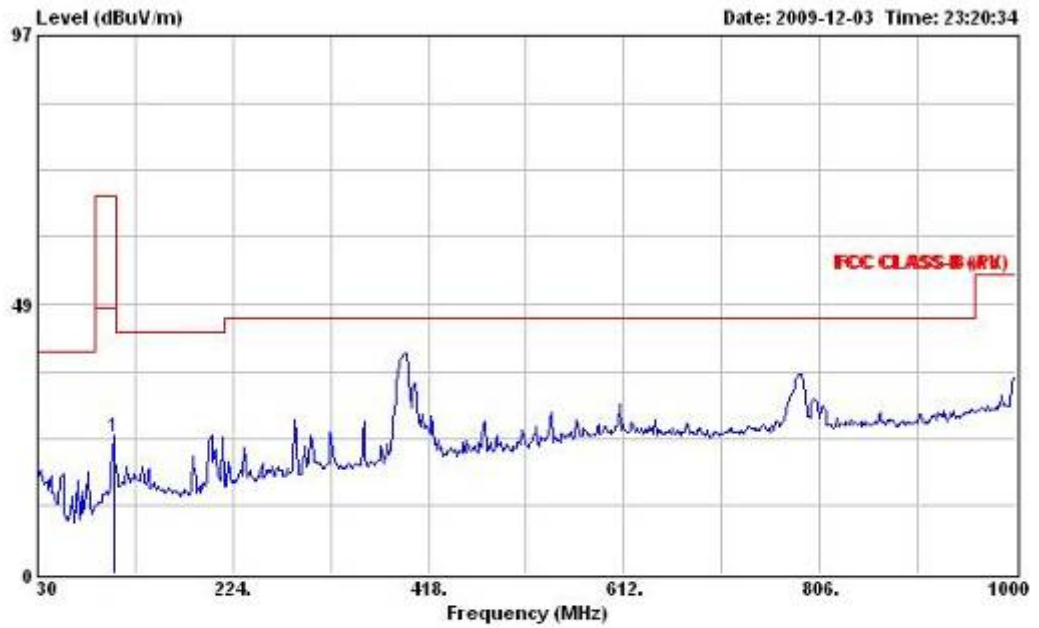
Receiver Parameter	Setting
Attenuation	Auto
Center Frequency	Fundamental Frequency
RB	120 KHz
Detector	Peak / QP / Average

3. TEST RESULT

3.1 Results for Radiated Emissions

Temperature	20°C	Humidity	58%
Configurations	107.5 MHz/ 0° / Mode 1		

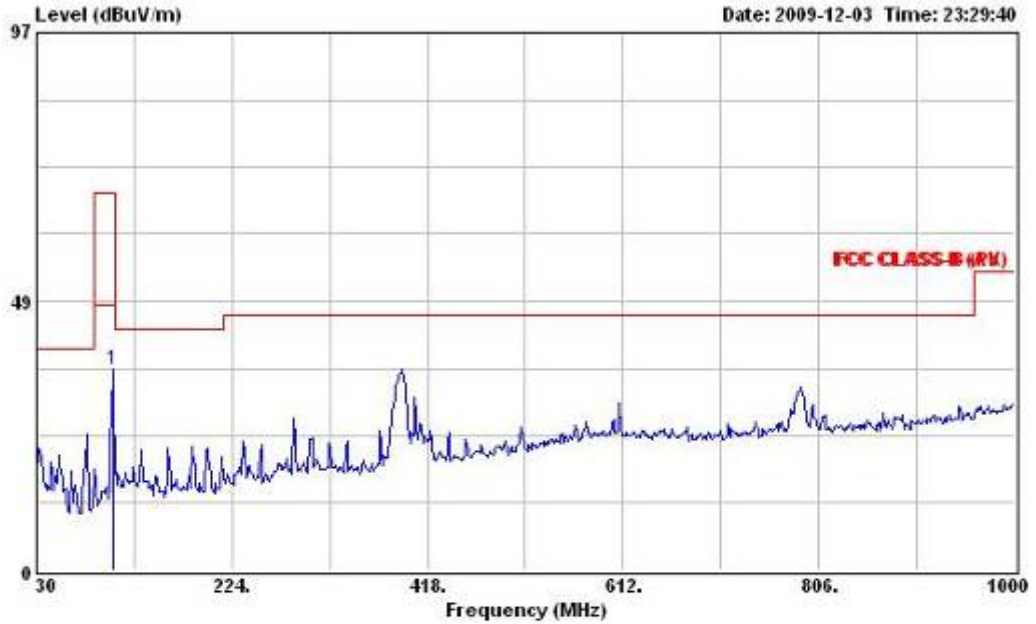
Horizontal



Site : 10CH01-HY
 Condition : FCC CLASS-B (PK) 3m AT-2681 HORIZONTAL
 EUT : Starmate 3
 Power :
 model : FM 107.5M
 Memo : FORD MONDEO
 Memo : 0度

	Freq	Level	Over Limit	Limit Line	Read Level	Cable Loss	Probe Factor	Preamp Factor	Remark	Ant Pos	Table Pos
	MHz	dBuV/m	dB	dBuV/m	dBuV	dB	dB	dB		cm	deg
1	105.660	24.72	-43.28	68.00	38.37	2.34	12.08	28.07	Peak	---	---

Vertical



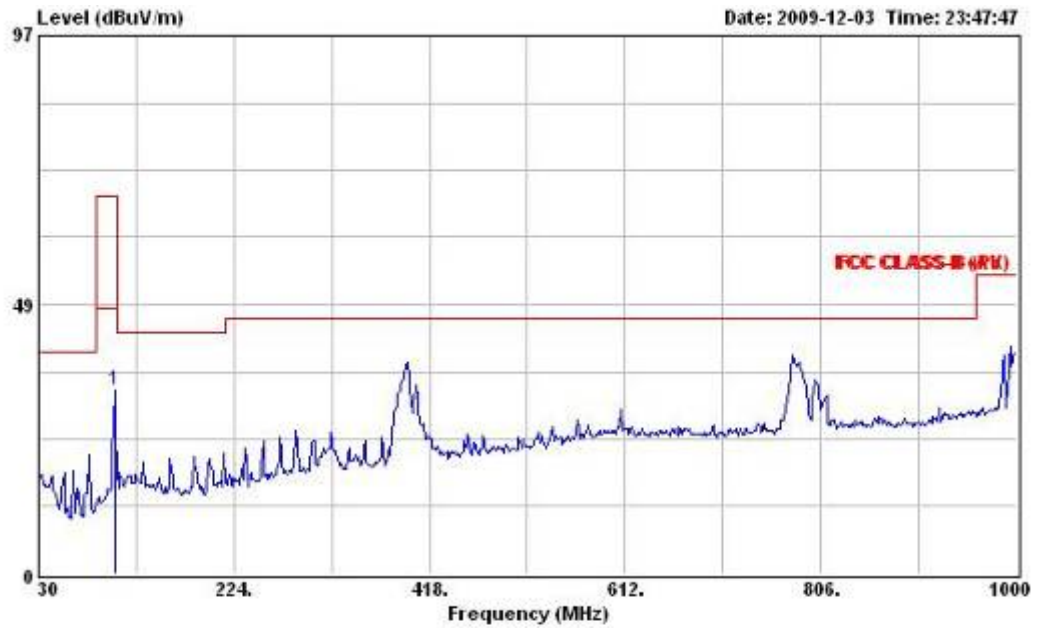
Site : 10CH01-HY
 Condition : FCC CLASS-B (PK) 3m AT-2681 VERTICAL
 EUT : Starmate 3
 Power :
 model : FM 107.5M
 Memo : FORD MONDEO
 Memo : 0度

	Freq	Level	Over Limit	Limit Line	Read Level	Cable Loss	Probe Factor	Preamp Factor	Remark	Ant Pos	Table Pos
	MHz	dBuV/m	dB	dBuV/m	dBuV	dB	dB	dB		cm	deg
1	105.660	36.14	-31.86	68.00	49.79	2.34	12.08	29.07	Peak	---	---

Note: Emissions measured with the Average detector can be found in a separate section of this report.

Temperature	20°C	Humidity	58%
Configurations	107.5 MHz/ 45° / Mode 1		

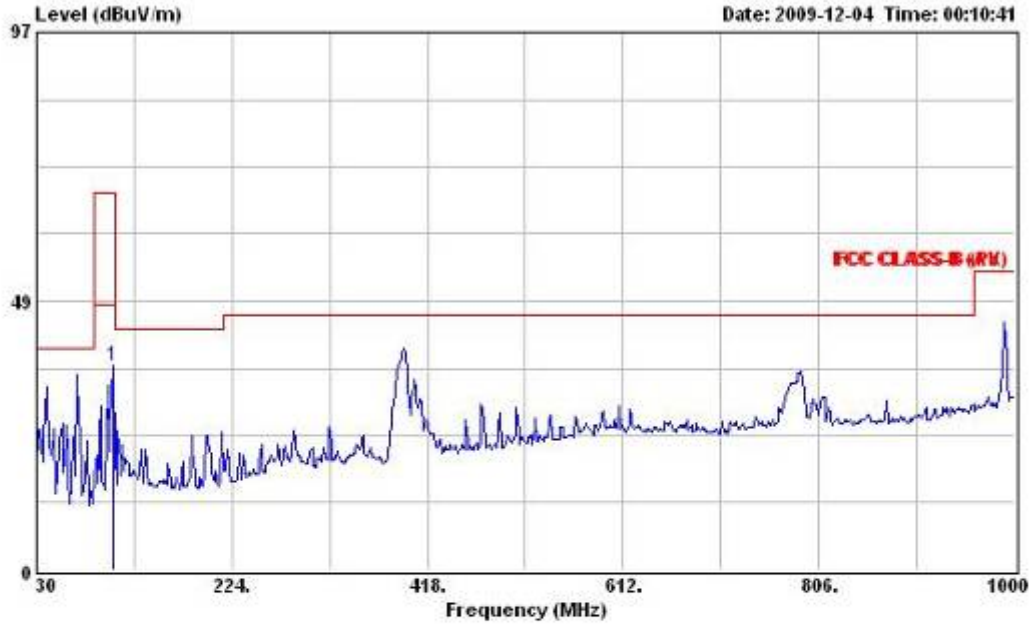
Horizontal



Site : 10CH01-HY
 Condition : FCC CLASS-B (PK) 3m AT-2681 HORIZONTAL
 EUT : Starmate 3
 Power :
 model : FM 107.5M
 Memo : FORD MONDEO
 Memo : 45度

	Freq	Level	Over	Limit	Read	Cable	Probe	Preamp	Remark	Ant	Table
	MHz	dBuV/m	dB	dBuV/m	dBuV	dB	dB	dB		cm	deg
1	105.660	33.15	-34.85	68.00	46.80	2.34	12.08	28.07	Peak	---	---

Vertical



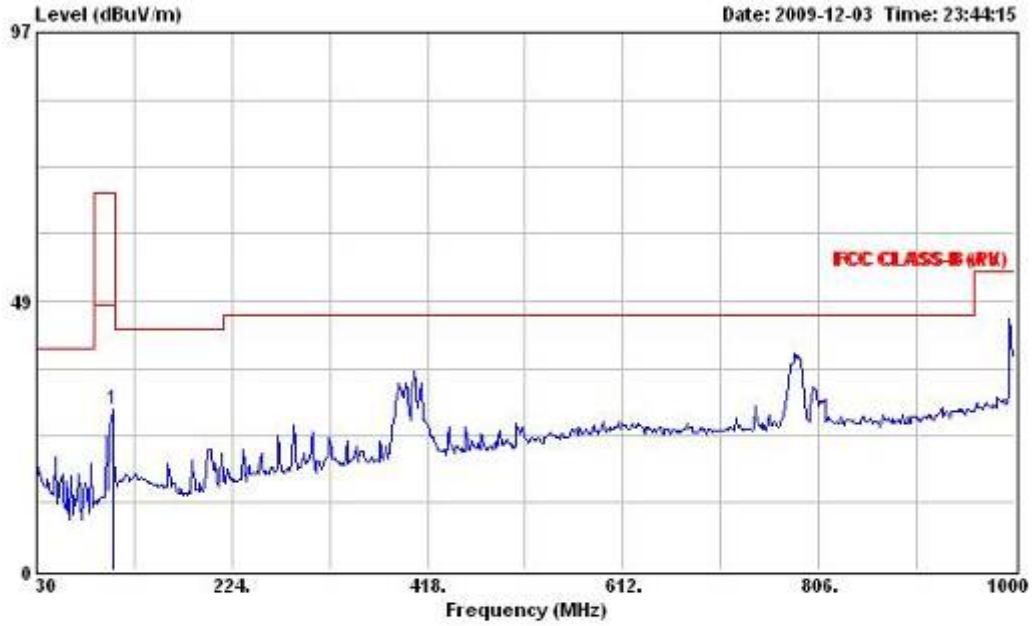
Site : 10CH01-HY
 Condition : FCC CLASS-B (PK) 3m AT-2681 VERTICAL
 EUT : Starmate 3
 Power :
 model : FM 107.5M
 Memo : FORD MONDEO
 Memo : 45度

	Freq	Level	Over Limit	Limit Line	Read Level	Cable Loss	Probe Factor	Preamp Factor	Remark	Ant Pos	Table Pos
	MHz	dBuV/m	dB	dBuV/m	dBuV	dB	dB	dB		cm	deg
1	105.660	36.90	-31.10	68.00	50.55	2.34	12.08	28.07	Peak	---	---

Note: Emissions measured with the Average detector can be found in a separate section of this report.

Temperature	20°C	Humidity	58%
Configurations	107.5 MHz/ 90° / Mode 1		

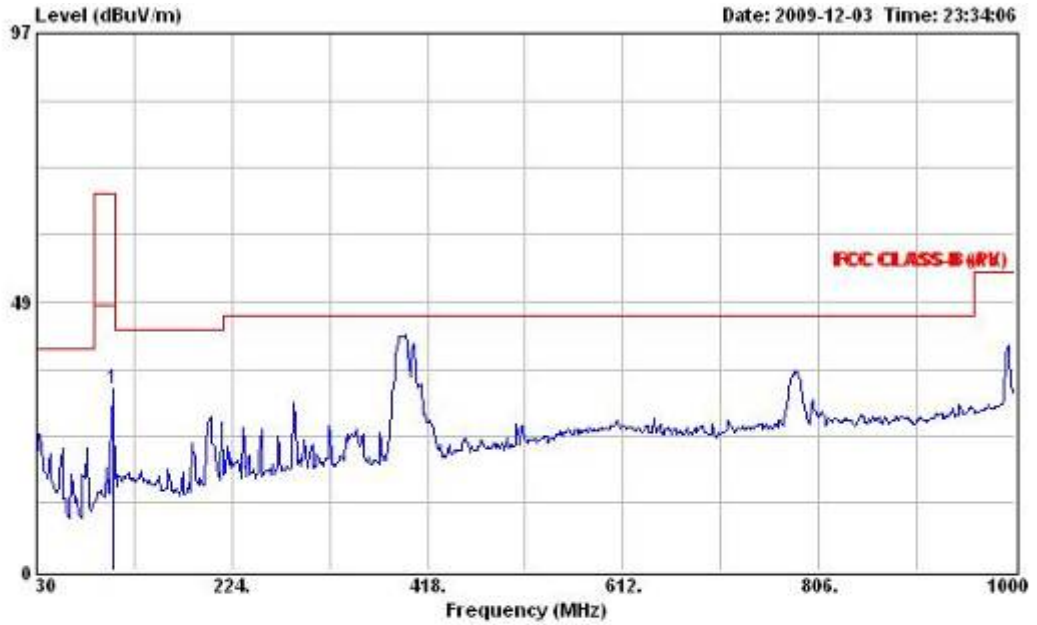
Horizontal



Site : 10CH01-HY
 Condition : FCC CLASS-B (PK) 3m AT-2681 HORIZONTAL
 EUT : Starmate 3
 Power :
 model : FM 107.5M
 Memo : FORD MONDEO
 Memo : 90度

	Freq	Level	Over	Limit	Read	Cable	Probe	Preamp	Remark	Ant	Table
	MHz	dBuV/m	dB	dBuV/m	dBuV	dB	dB	dB		cm	deg
1	105.660	29.07	-38.93	68.00	42.72	2.34	12.08	28.07	Peak	---	---

Vertical



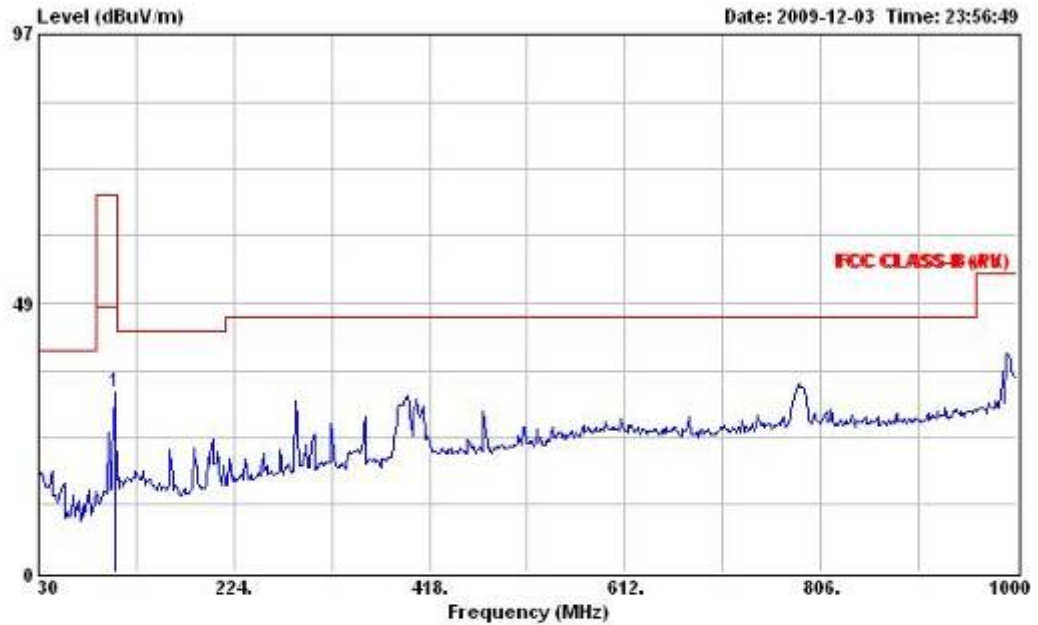
Site : 10CH01-HY
 Condition : FCC CLASS-B (PK) 3m AT-2681 VERTICAL
 EUT : Starmate 3
 Power :
 model : FM 107.5M
 Memo : FORD MONDEO
 Memo : 90度

	Freq	Level	Over Limit	Limit Line	Read Level	Cable Loss	Probe Factor	Preamp Factor	Remark	Ant Pos	Table Pos
	MHz	dBuV/m	dB	dBuV/m	dBuV	dB	dB	dB		cm	deg
1	105.660	32.91	-35.09	68.00	46.56	2.34	12.08	28.07	Peak	---	---

Note: Emissions measured with the Average detector can be found in a separate section of this report.

Temperature	20°C	Humidity	58%
Configurations	107.5 MHz/ 135° / Mode 1		

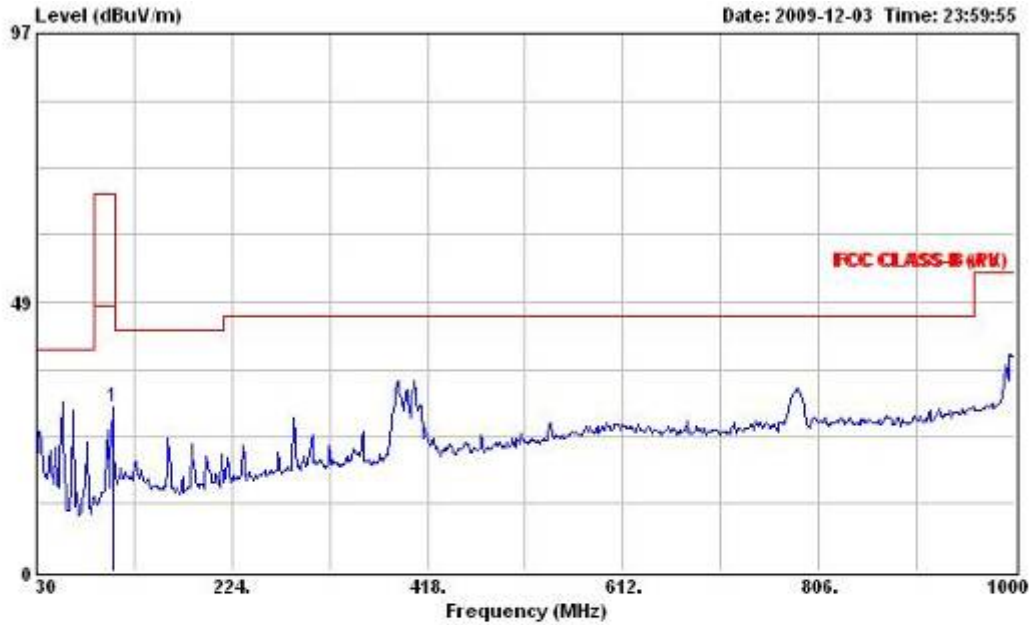
Horizontal



Site : 10CH01-HY
 Condition : FCC CLASS-B (PK) 3m AT-2681 HORIZONTAL
 EUT : Starmate 3
 Power :
 model : FM 107.5M
 Memo : FORD MONDEO
 Memo : 135度

	Freq	Level	Over	Limit	Read	Cable	Probe	Preamp	Remark	Ant	Table
	MHz	dBuV/m	dB	dBuV/m	dBuV	dB	dB	dB		cm	deg
1	105.660	32.56	-35.44	68.00	46.21	2.34	12.08	28.07	Peak	---	---

Vertical



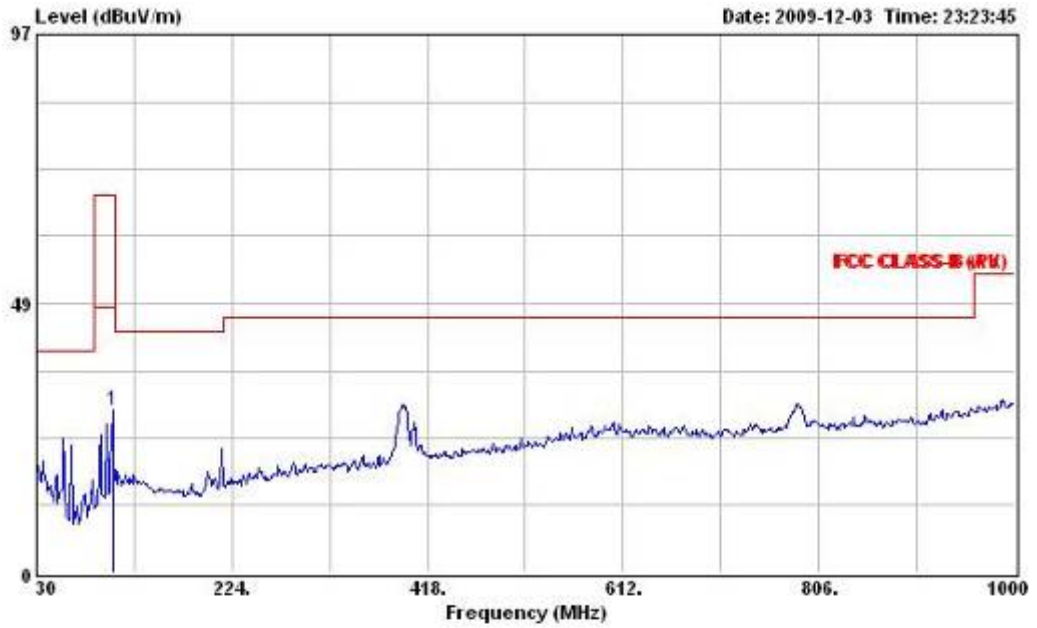
Site : 10CH01-HY
 Condition : FCC CLASS-B (PK) 3m AT-2681 VERTICAL
 EUT : Starmate 3
 Power :
 model : FM 107.5M
 Memo : FORD MONDEO
 Memo : 135度

	Freq	Level	Over	Limit	Read	Cable	Probe	Preamp	Remark	Ant	Table
	MHz	dBuV/m	dB	dBuV/m	dBuV	dB	dB	dB		cm	deg
1	105.660	29.64	-38.36	68.00	43.29	2.34	12.08	28.07	Peak	---	---

Note: Emissions measured with the Average detector can be found in a separate section of this report.

Temperature	20°C	Humidity	58%
Configurations	107.5 MHz/ 180° / Mode 1		

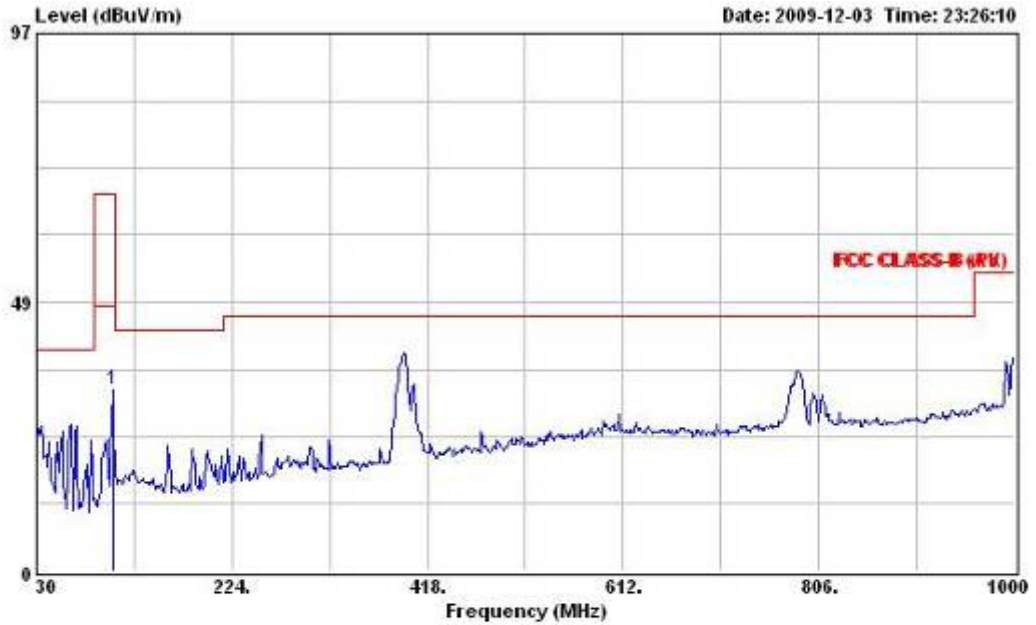
Horizontal



Site : 10CH01-HY
 Condition : FCC CLASS-B (PK) 3m AT-2681 HORIZONTAL
 EUT : Starmate 3
 Power :
 model : FM 107.5M
 Memo : FORD MONDEO
 Memo : 180度

	Freq	Level	Over Limit	Limit Line	Read Level	Cable Loss	Probe Factor	Preamp Factor	Remark	Ant Pos	Table Pos
	MHz	dBuV/m	dB	dBuV/m	dBuV	dB	dB	dB		cm	deg
1	105.660	29.20	-38.80	68.00	42.85	2.34	12.08	29.07	Peak	---	---

Vertical



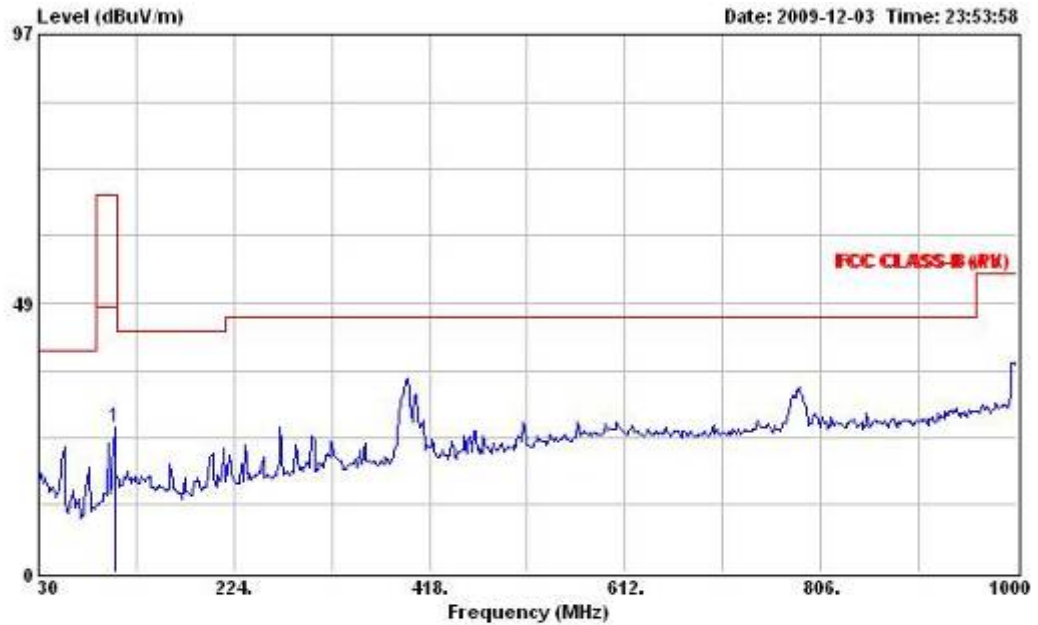
Site : 10CH01-HY
 Condition : FCC CLASS-B (PK) 3m AT-2681 VERTICAL
 EUT : Starmate 3
 Power :
 model : FM 107.5M
 Memo : FORD MONDEO
 Memo : 180度

	Freq	Level	Over	Limit	Read	Cable	Probe	Preamp	Remark	Ant	Table
	MHz	dBuV/m	dB	dBuV/m	dBuV	dB	dB	dB		cm	deg
1	105.660	32.84	-35.16	68.00	46.49	2.34	12.08	28.07	Peak	---	---

Note: Emissions measured with the Average detector can be found in a separate section of this report.

Temperature	20°C	Humidity	58%
Configurations	107.5 MHz/ 225° / Mode 1		

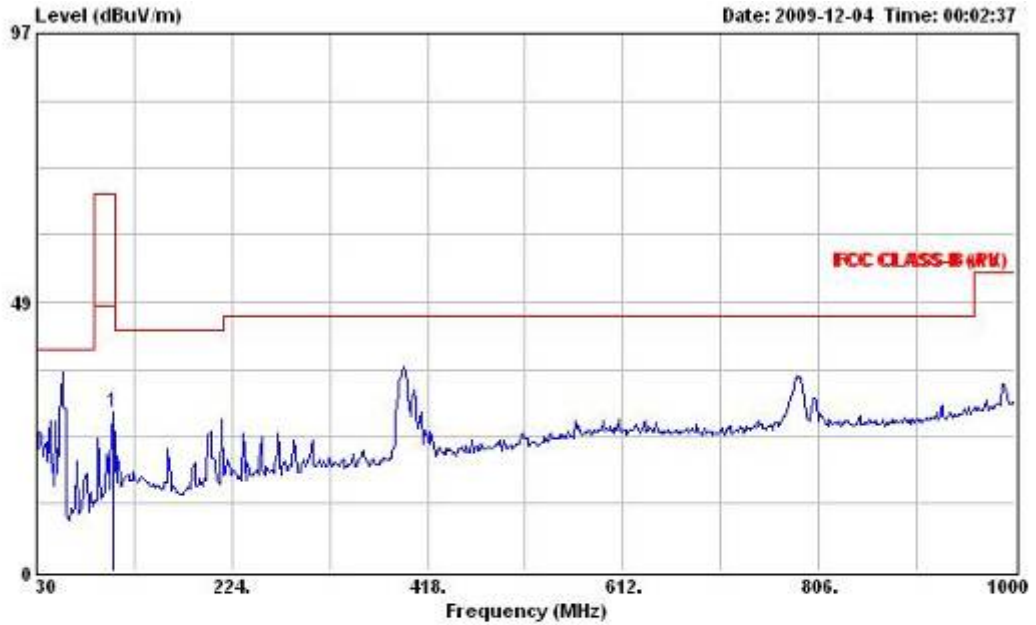
Horizontal



Site : 10CH01-HY
 Condition : FCC CLASS-B (PK) 3m AT-2681 HORIZONTAL
 EUT : Starmate 3
 Power :
 model : FM 107.5M
 Memo : FORD MONDEO
 Memo : 225度

	Freq	Level	Over	Limit	Read	Cable	Probe	Preamp	Remark	Ant	Table
	MHz	dBuV/m	dB	dBuV/m	dBuV	dB	dB	dB		cm	deg
1	105.660	26.09	-41.91	68.00	39.74	2.34	12.08	28.07	Peak	---	---

Vertical



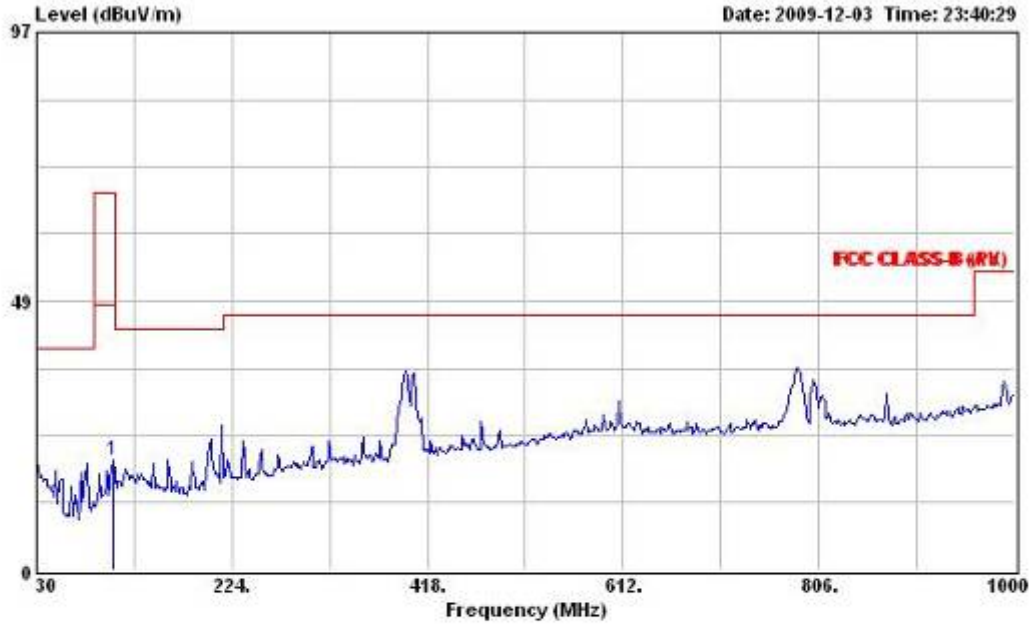
Site : 10CH01-HY
 Condition : FCC CLASS-B (PK) 3m AT-2681 VERTICAL
 EUT : Starmate 3
 Power :
 model : FM 107.5M
 Memo : FORD MONDEO
 Memo : 225度

	Freq	Level	Over	Limit	Read	Cable	Probe	Preamp	Remark	Ant	Table
	MHz	dBuV/m	Limit	Line	Level	Loss	Factor	Factor		Pos	Pos
			dB	dBuV/m	dBuV	dB	dB	dB		cm	deg
1	105.660	28.70	-39.30	68.00	42.35	2.34	12.08	28.07	Peak	---	---

Note: Emissions measured with the Average detector can be found in a separate section of this report.

Temperature	20°C	Humidity	58%
Configurations	107.5 MHz/ 270° / Mode 1		

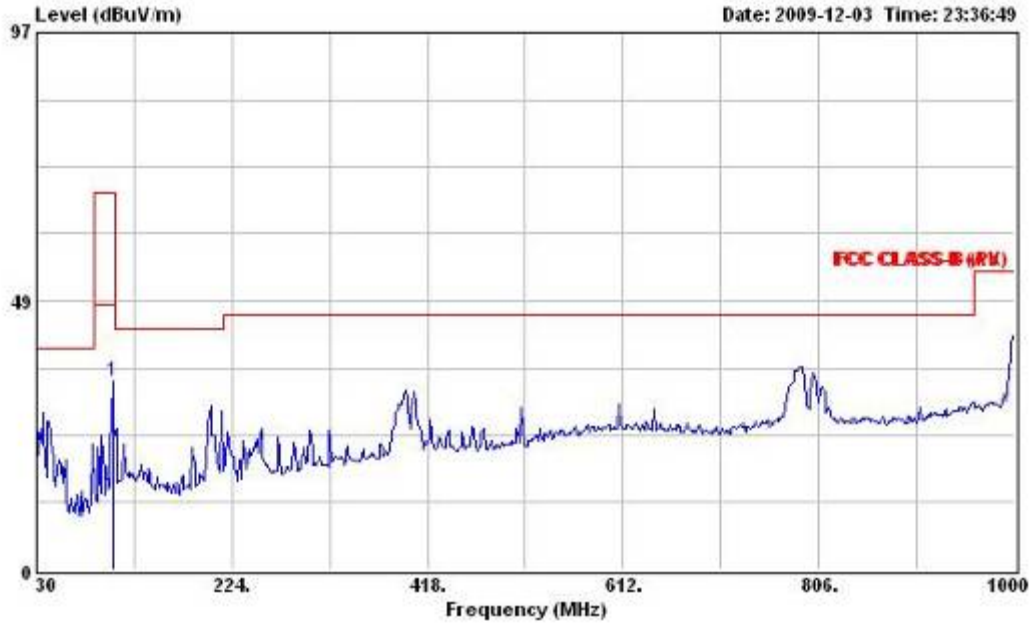
Horizontal



Site : 10CH01-HY
 Condition : FCC CLASS-B (PK) 3m AT-2681 HORIZONTAL
 EUT : Starmate 3
 Power :
 model : FM 107.5M
 Memo : FORD MONDEO
 Memo : 270度

	Freq	Level	Over	Limit	Read	Cable	Probe	Preamp	Remark	Ant	Table
	MHz	dBuV/m	dB	dBuV/m	dBuV	dB	dB	dB		cm	deg
1	105.660	19.84	-48.16	68.00	33.49	2.34	12.08	28.07	Peak	---	---

Vertical



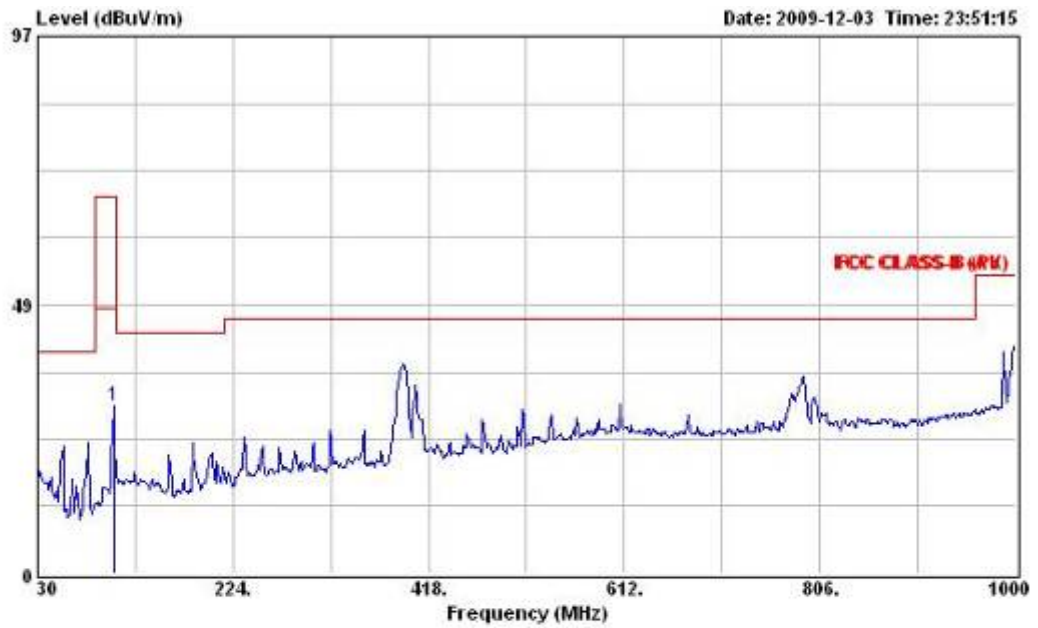
Site : 10CH01-HY
 Condition : FCC CLASS-B (PK) 3m AT-2681 VERTICAL
 EUT : Starmate 3
 Power :
 model : FM 107.5M
 Memo : FORD MONDEO
 Memo : 270度

	Freq	Level	Over Limit	Limit Line	Read Level	Cable Loss	Probe Factor	Preamp Factor	Remark	Ant Pos	Table Pos
	MHz	dBuV/m	dB	dBuV/m	dBuV	dB	dB	dB		cm	deg
1	105.660	33.96	-34.04	68.00	47.61	2.34	12.08	28.07	Peak	---	---

Note: Emissions measured with the Average detector can be found in a separate section of this report.

Temperature	20°C	Humidity	58%
Configurations	107.5 MHz/ 315° / Mode 1		

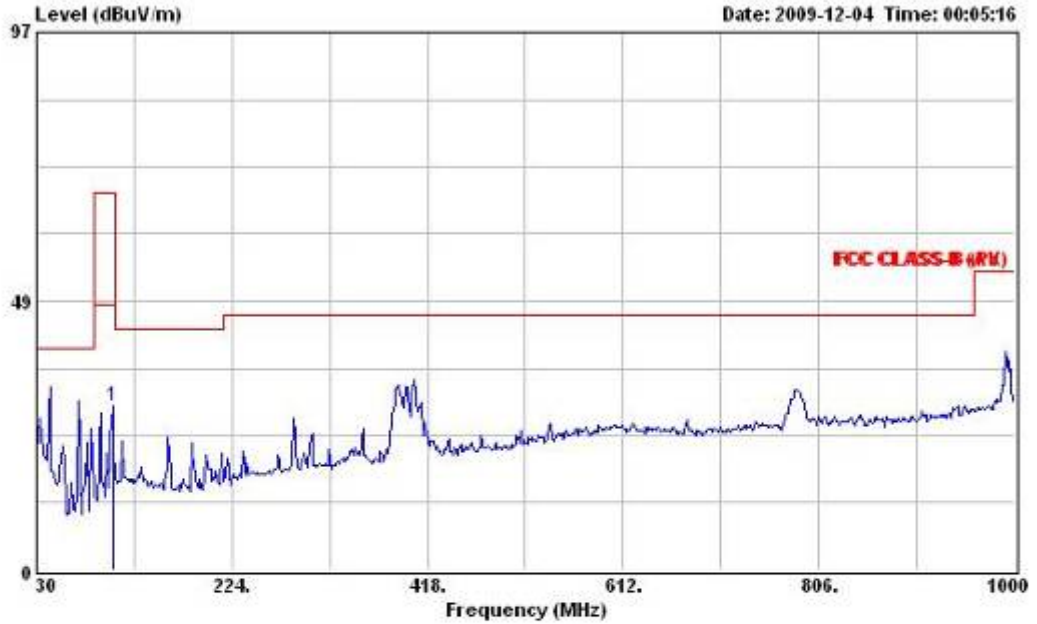
Horizontal



Site : 10CH01-HY
 Condition : FCC CLASS-B (PK) 3m AT-2681 HORIZONTAL
 EUT : Starmate 3
 Power :
 model : FM 107.5M
 Memo : FORD MONDEO
 Memo : 315度

	Freq	Level	Over Limit	Limit Line	Read Level	Cable Loss	Probe Factor	Preamp Factor	Remark	Ant Pos	Table Pos
	MHz	dBuV/m	dB	dBuV/m	dBuV	dB	dB	dB		cm	deg
1	105.660	30.17	-37.83	68.00	43.82	2.34	12.08	28.07	Peak	---	---

Vertical



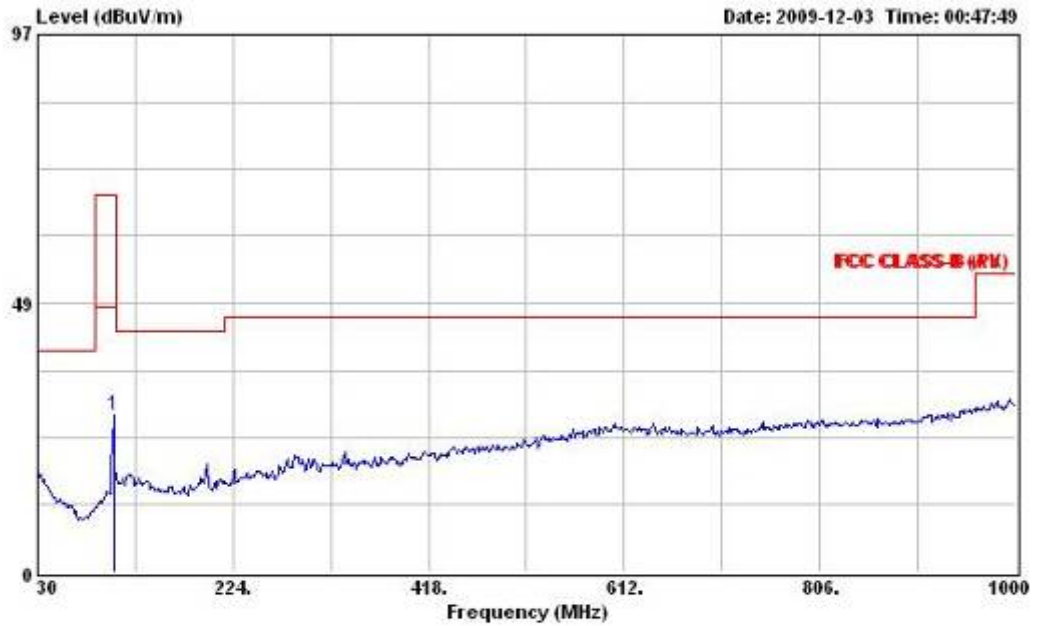
Site : 10CH01-HY
 Condition : FCC CLASS-B (PK) 3m AT-2681 VERTICAL
 EUT : Starmate 3
 Power :
 model : FM 107.5M
 Memo : FORD MONDEO
 Memo : 315度

	Freq	Level	Over Limit	Limit Line	Read Level	Cable Loss	Probe Factor	Preamp Factor	Remark	Ant Pos	Table Pos
	MHz	dBuV/m	dB	dBuV/m	dBuV	dB	dB	dB		cm	deg
1	105.660	29.66	-38.34	68.00	43.31	2.34	12.08	28.07	Peak	---	---

Note: Emissions measured with the Average detector can be found in a separate section of this report.

Temperature	20°C	Humidity	58%
Configurations	107.5 MHz/ 0° / Mode 2		

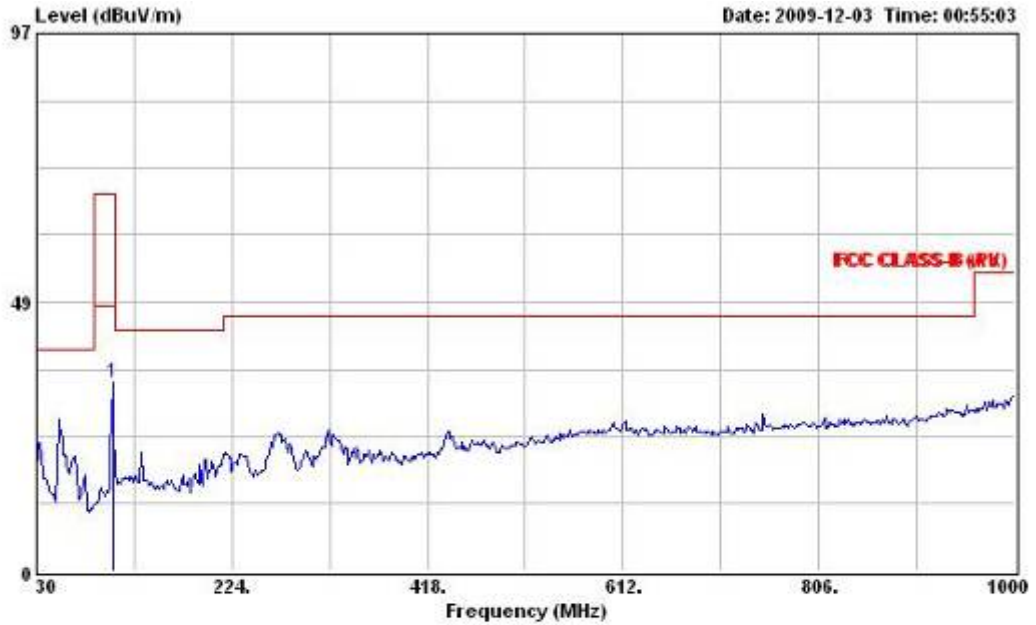
Horizontal



Site : 10CH01-HY
 Condition : FCC CLASS-B (PK) 3m AT-2681 HORIZONTAL
 EUT : Starmate 3
 Power :
 model : FM107.5M
 Memo : TOYOTA COROLLA
 Memo : 0度

	Freq	Level	Over	Limit	Read	Cable	Probe	Preamp	Remark	Ant	Table
	MHz	dBuV/m	dB	dBuV/m	dBuV	dB	dB	dB		cm	deg
1	105.660	28.34	-39.66	68.00	41.99	2.34	12.08	28.07	Peak	---	---

Vertical



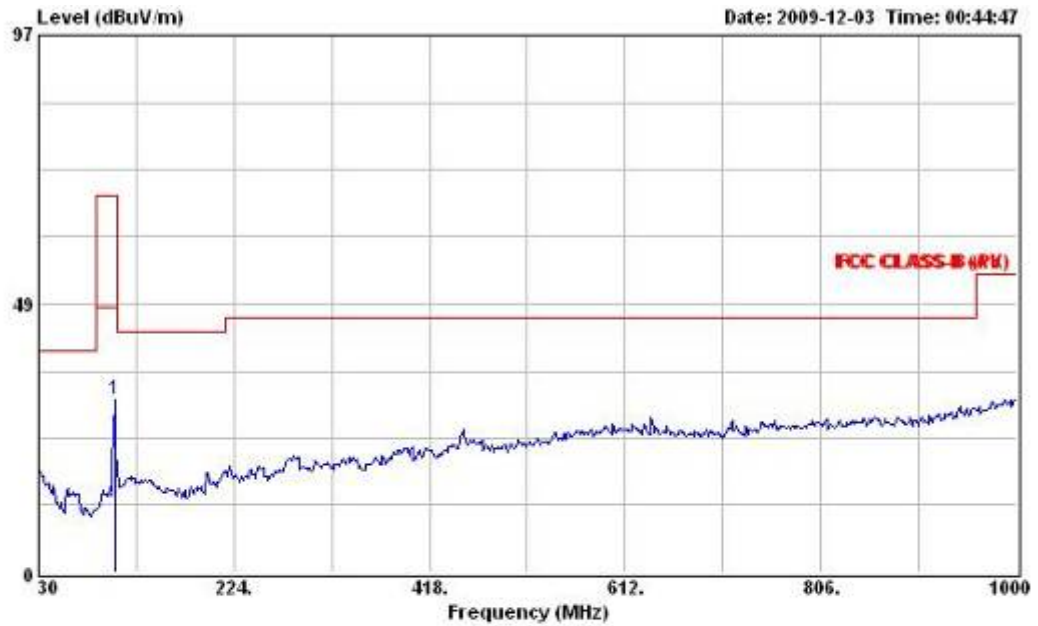
Site : 10CH01-HY
 Condition : FCC CLASS-B (PK) 3m AT-2681 VERTICAL
 EUT : Starmate 3
 Power :
 model : FM 107.5M
 Memo : TOYOTA COROLLA
 Memo : 0度

	Freq	Level	Over	Limit	Read	Cable	Probe	Preamp	Remark	Ant	Table
	MHz	dBuV/m	dB	dBuV/m	dBuV	dB	dB	dB		cm	deg
1	105.660	33.99	-34.01	68.00	47.64	2.34	12.08	28.07	Peak	---	---

Note: Emissions measured with the Average detector can be found in a separate section of this report.

Temperature	20°C	Humidity	58%
Configurations	107.5 MHz/ 45° / Mode 2		

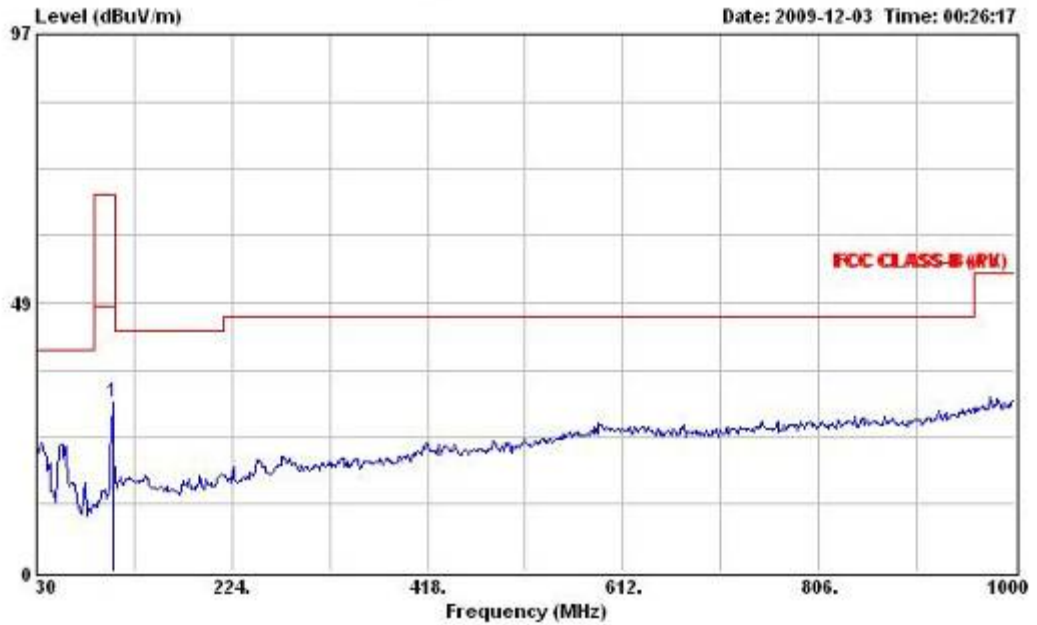
Horizontal



Site : 10CH01-HY
 Condition : FCC CLASS-B (PK) 3m AT-2681 HORIZONTAL
 EUT : Starmate 3
 Power :
 model : FM 107.5M
 Memo : TOYOTA COROLLA
 Memo : 45度

	Freq	Level	Over Limit	Limit Line	Read Level	Cable Loss	Probe Factor	Preamp Factor	Remark	Ant Pos	Table Pos
	MHz	dBuV/m	dB	dBuV/m	dBuV	dB	dB	dB		cm	deg
1	105.660	31.27	-36.73	68.00	44.92	2.34	12.08	28.07	Peak	---	---

Vertical



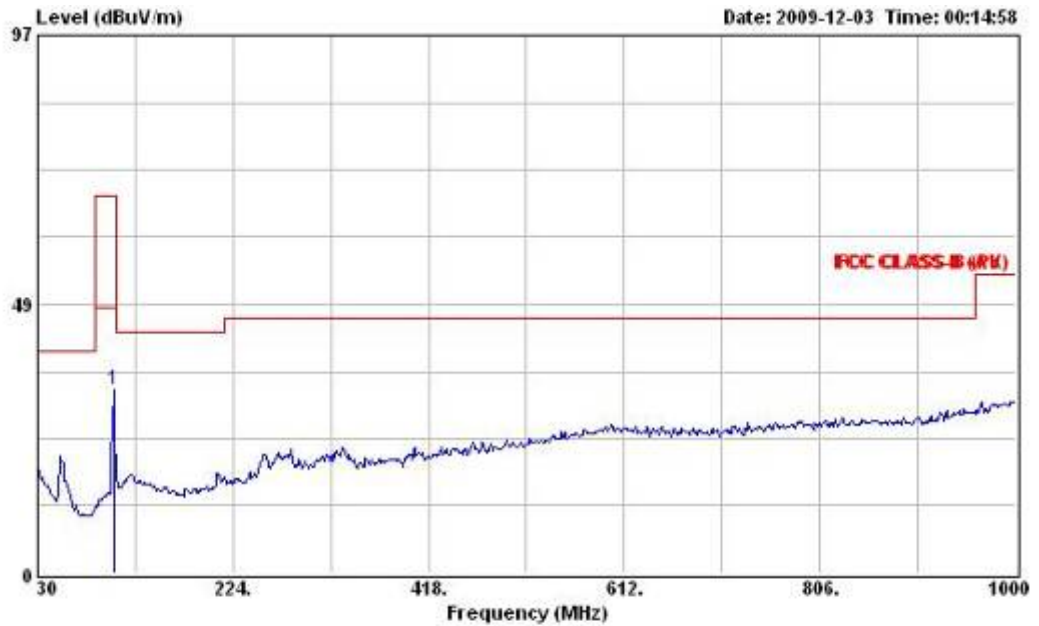
Site : 10CH01-HY
 Condition : FCC CLASS-B (PK) 3m AT-2681 VERTICAL
 EUT : Starmate 3
 Power :
 model : FM 107.5M
 Memo : TOYOTA COROLLA
 Memo : 45度

	Freq	Level	Over Limit	Limit Line	Read Level	Cable Loss	Probe Factor	Preamp Factor	Remark	Ant Pos	Table Pos
	MHz	dBuV/m	dB	dBuV/m	dBuV	dB	dB	dB		cm	deg
1	105.660	30.70	-37.30	68.00	44.35	2.34	12.08	28.07	Peak	---	---

Note: Emissions measured with the Average detector can be found in a separate section of this report.

Temperature	20°C	Humidity	58%
Configurations	107.5 MHz/ 90° / Mode 2		

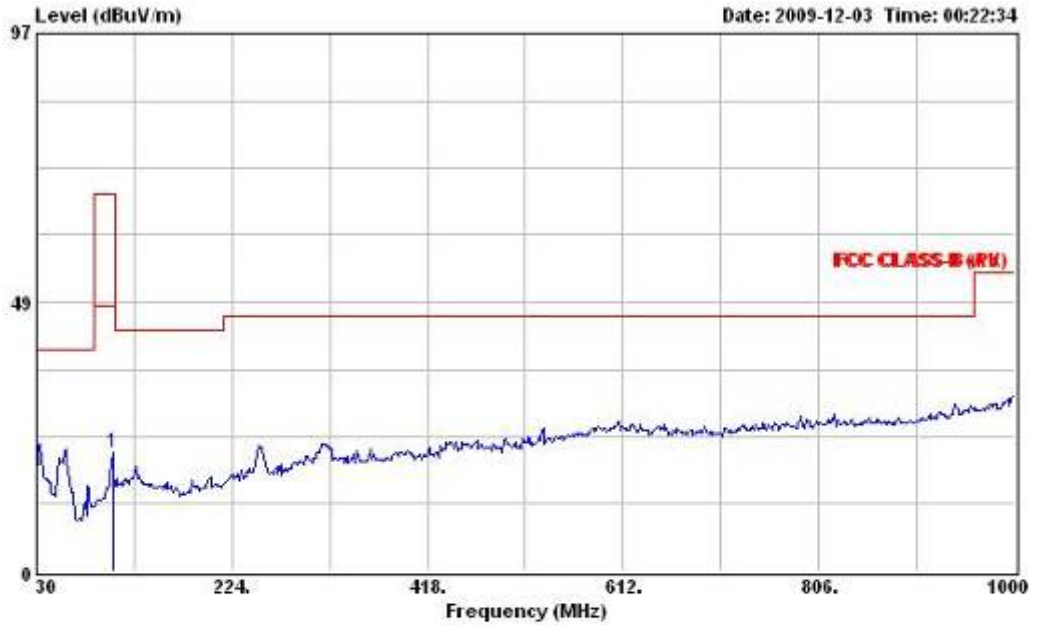
Horizontal



Site : 10CH01-HY
 Condition : FCC CLASS-B (PK) 3m AT-2681 HORIZONTAL
 EUT : Starmate 3
 Power :
 model : FM 107.5M
 Memo : TOYOTA COROLLA
 Memo : 90度

	Freq	Level	Over	Limit	Read	Cable	Probe	Preamp	Remark	Ant	Table
	MHz	dBuV/m	dB	dBuV/m	dBuV	dB	dB	dB		cm	deg
1	105.660	32.92	-35.08	68.00	46.57	2.34	12.08	28.07	Peak	---	---

Vertical



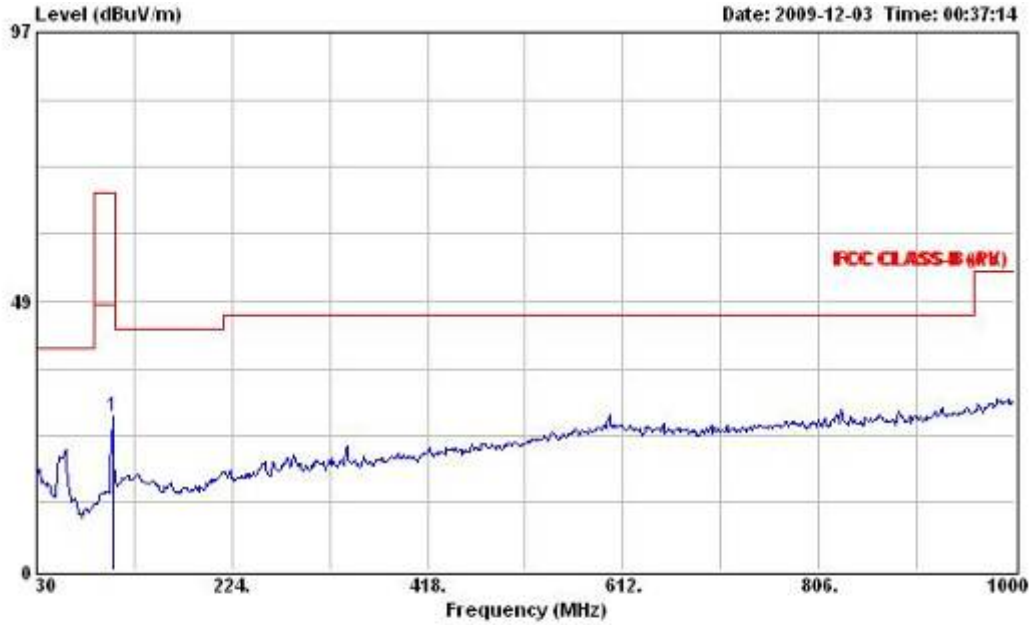
Site : 10CH01-HY
 Condition : FCC CLASS-B (PK) 3m AT-2681 VERTICAL
 EUT : Starmate 3
 Power :
 model : FM107.5M
 Memo : TOYOTA COROLLA
 Memo : 90度

	Freq	Level	Over	Limit	Read	Cable	Probe	Preamp	Remark	Ant	Table
	MHz	dBuV/m	dB	dBuV/m	dBuV	dB	dB	dB		cm	deg
1	105.660	21.46	-46.54	68.00	35.11	2.34	12.08	28.07	Peak	---	---

Note: Emissions measured with the Average detector can be found in a separate section of this report.

Temperature	20°C	Humidity	58%
Configurations	107.5 MHz/ 135° / Mode 2		

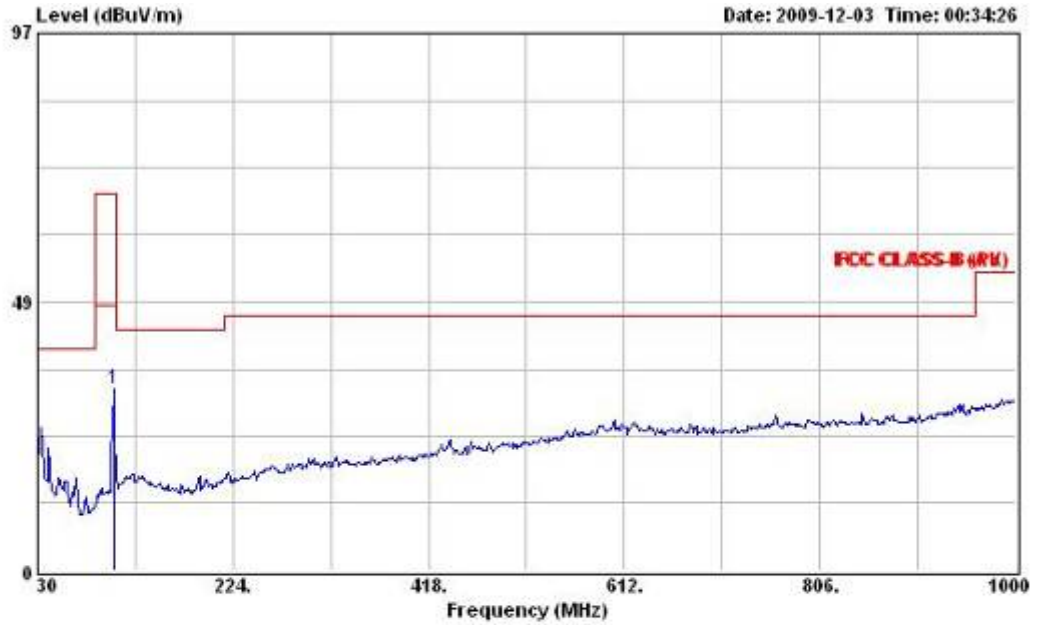
Horizontal



Site : 10CH01-HY
 Condition : FCC CLASS-B (PK) 3m AT-2681 HORIZONTAL
 EUT : Starmate 3
 Power :
 model : FM 107.5M
 Memo : TOYOTA COROLLA
 Memo : 135度

	Freq	Level	Over	Limit	Read	Cable	Probe	Preamp	Remark	Ant	Table
	MHz	dBuV/m	dB	dBuV/m	dBuV	dB	dB	dB		cm	deg
1	105.660	27.64	-40.36	68.00	41.29	2.34	12.08	28.07	Peak	---	---

Vertical



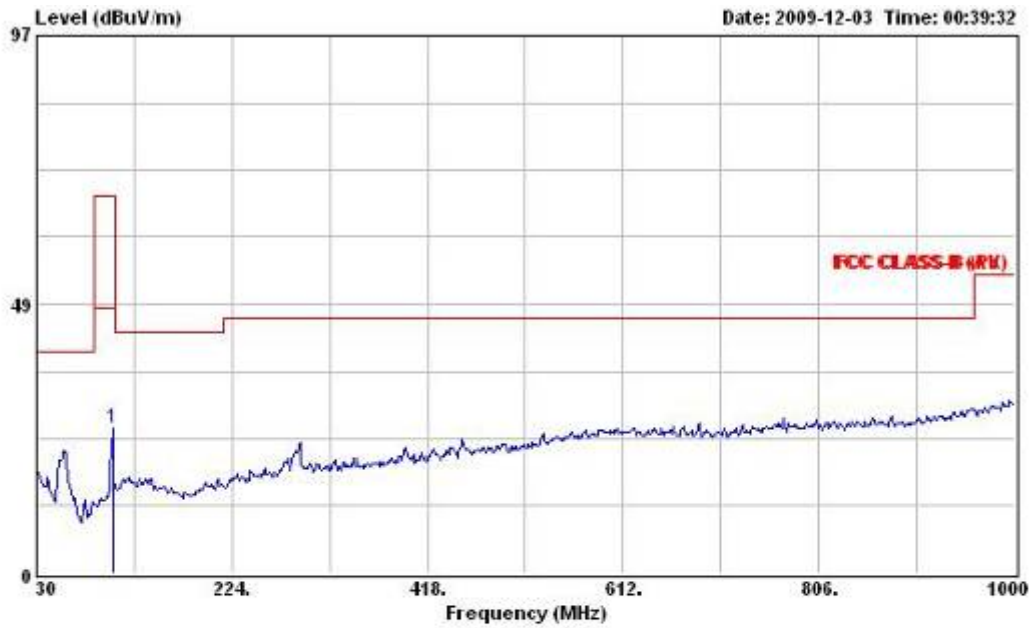
Site : 10CH01-HY
 Condition : FCC CLASS-B (PK) 3m AT-2681 VERTICAL
 EUT : Starmate 3
 Power :
 model : FM 107.5M
 Memo : TOYOTA COROLLA
 Memo : 135度

	Freq	Level	Over	Limit	Read	Cable	Probe	Preamp	Remark	Ant	Table
	MHz	dBuV/m	dB	dBuV/m	dBuV	dB	dB	dB		cm	deg
1	105.660	32.68	-35.32	68.00	46.33	2.34	12.08	28.07	Peak	---	---

Note: Emissions measured with the Average detector can be found in a separate section of this report.

Temperature	20°C	Humidity	58%
Configurations	107.5 MHz/ 225° / Mode 2		

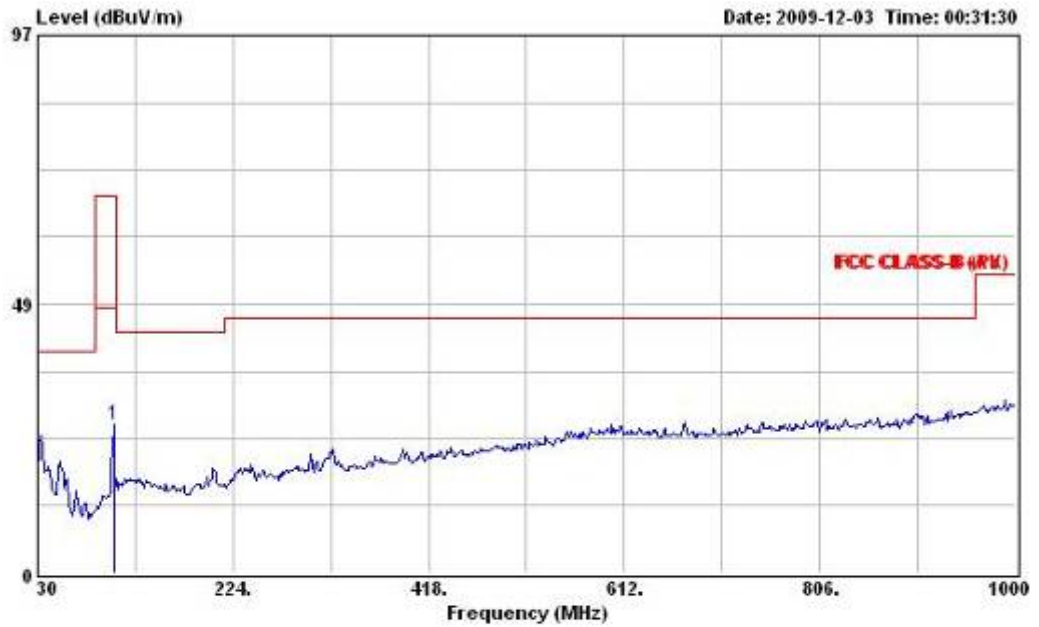
Horizontal



Site : 10CH01-HY
 Condition : FCC CLASS-B (PK) 3m AT-2681 HORIZONTAL
 EUT : Starmate 3
 Power :
 model : FM 107.5M
 Memo : TOYOTA COROLLA
 Memo : 225度

	Freq	Level	Over	Limit	Read	Cable	Probe	Preamp	Remark	Ant	Table
	MHz	dBuV/m	Limit	Line	Level	Loss	Factor	Factor		Pos	Pos
			dB	dBuV/m	dBuV	dB	dB	dB		cm	deg
1	105.660	26.16	-41.84	68.00	39.81	2.34	12.08	28.07	Peak	---	---

Vertical



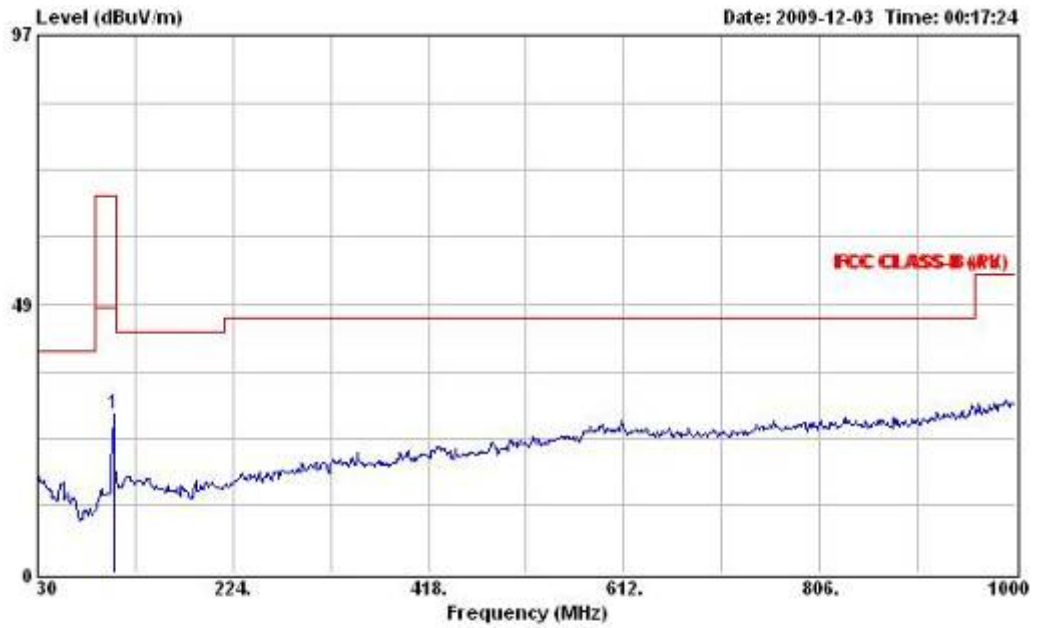
Site : 10CH01-HY
 Condition : FCC CLASS-B (PK) 3m AT-2681 VERTICAL
 EUT : Starmate 3
 Power :
 model : FM107.5M
 Memo : TOYOTA COROLLA
 Memo : 225度

	Freq	Level	Over	Limit	Read	Cable	Probe	Preamp	Remark	Ant	Table
	MHz	dBuV/m	dB	dBuV/m	dBuV	dB	dB	dB		cm	deg
1	105.660	26.83	-41.17	68.00	40.48	2.34	12.08	28.07	Peak	---	---

Note: Emissions measured with the Average detector can be found in a separate section of this report.

Temperature	20°C	Humidity	58%
Configurations	107.5 MHz/ 270° / Mode 2		

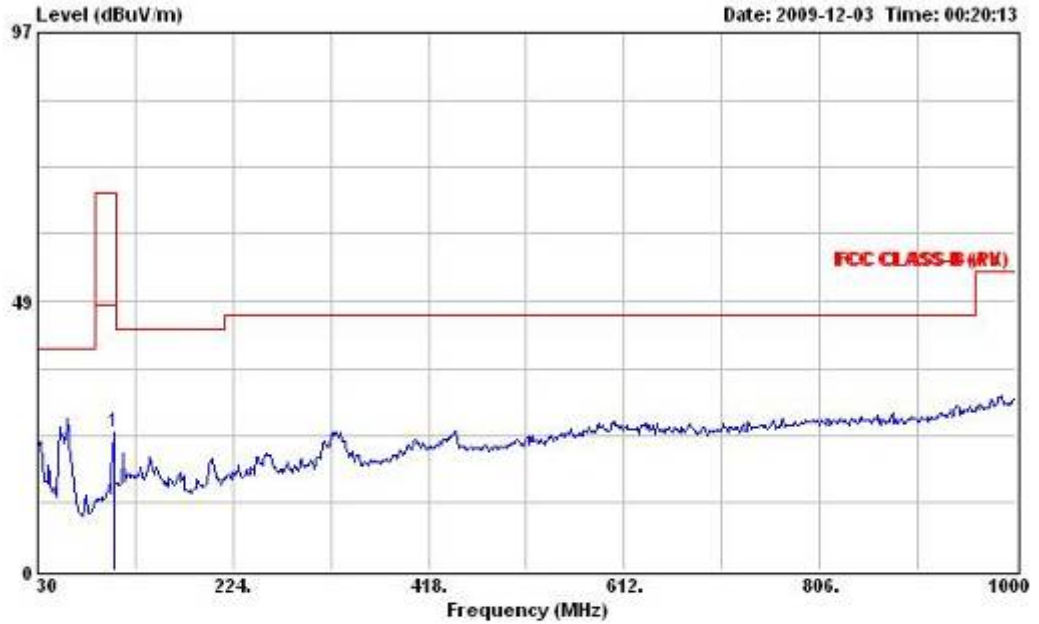
Horizontal



Site : 10CH01-HY
 Condition : FCC CLASS-B (PK) 3m AT-2681 HORIZONTAL
 EUT : Starmate 3
 Power :
 model : FM 107.5M
 Memo : TOYOTA COROLLA
 Memo : 270度

	Freq	Level	Over	Limit	Read	Cable	Probe	Preamp	Remark	Ant	Table
	MHz	dBuV/m	Limit	Line	Level	Loss	Factor	Factor		Pos	Pos
			dB	dBuV/m	dBuV	dB	dB	dB		cm	deg
1	105.660	28.76	-39.24	68.00	42.41	2.34	12.08	28.07	Peak	---	---

Vertical



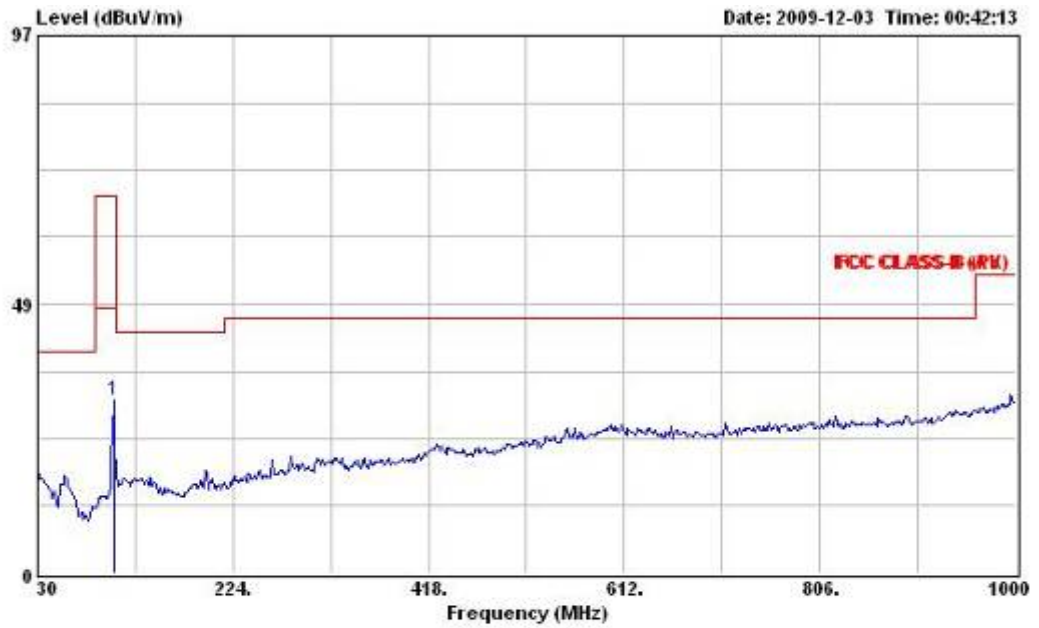
Site : 10CH01-HY
 Condition : FCC CLASS-B (PK) 3m AT-2681 VERTICAL
 EUT : Starmate 3
 Power :
 model : FM107.5M
 Memo : TOYOTA COROLLA
 Memo : 270度

	Freq	Level	Over Limit	Limit Line	Read Level	Cable Loss	Probe Factor	Preamp Factor	Remark	Ant Pos	Table Pos
	MHz	dBuV/m	dB	dBuV/m	dBuV	dB	dB	dB		cm	deg
1	105.660	25.00	-43.00	68.00	38.65	2.34	12.08	29.07	Peak	---	---

Note: Emissions measured with the Average detector can be found in a separate section of this report.

Temperature	20°C	Humidity	58%
Configurations	107.5 MHz/ 315° / Mode 2		

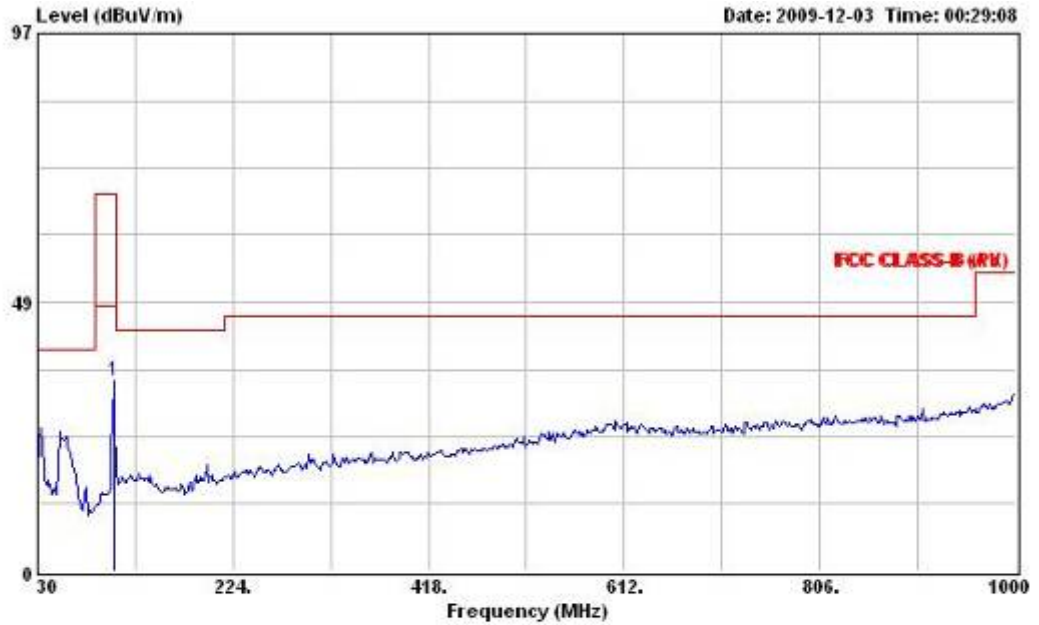
Horizontal



Site : 10CH01-HY
 Condition : FCC CLASS-B (PK) 3m AT-2681 HORIZONTAL
 EUT : Starmate 3
 Power :
 model : FM107.5M
 Memo : TOYOTA COROLLA
 Memo : 315度

	Freq	Level	Over	Limit	Read	Cable	Probe	Preamp	Remark	Ant	Table
	MHz	dBuV/m	dB	dBuV/m	dBuV	dB	dB	dB		cm	deg
1	105.660	31.26	-36.74	68.00	44.91	2.34	12.08	28.07	Peak	---	---

Vertical



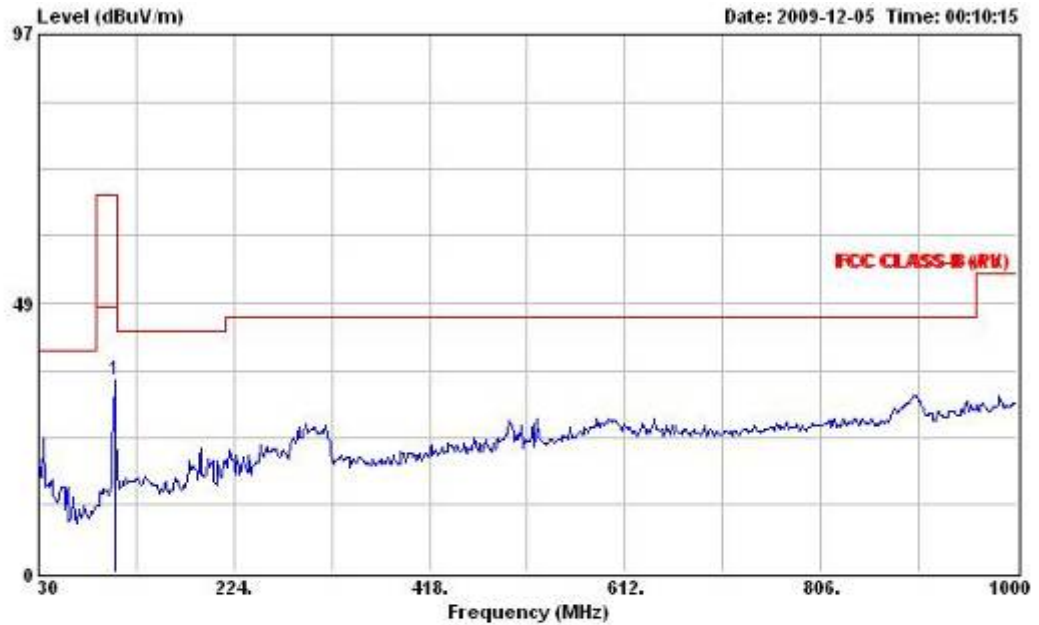
Site : 10CH01-HY
 Condition : FCC CLASS-B (PK) 3m AT-2681 VERTICAL
 EUT : Starmate 3
 Power :
 model : FM 107.5M
 Memo : TOYOTA COROLLA
 Memo : 315度

	Freq	Level	Over Limit	Limit Line	Read Level	Cable Loss	Probe Factor	Preamp Factor	Remark	Ant Pos	Table Pos
	MHz	dBuV/m	dB	dBuV/m	dBuV	dB	dB	dB		cm	deg
1	105.660	34.18	-33.82	68.00	47.83	2.34	12.08	28.07	Peak	---	---

Note: Emissions measured with the Average detector can be found in a separate section of this report.

Temperature	20°C	Humidity	58%
Configurations	107.5 MHz/ 0° / Mode 3		

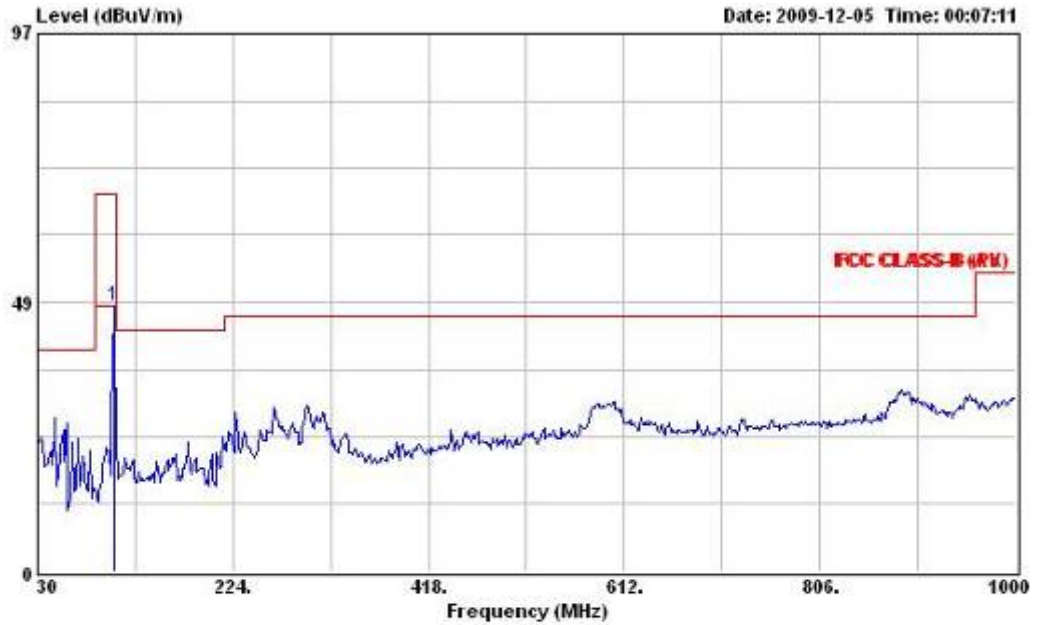
Horizontal



Site : 10CH01-HY
 Condition : FCC CLASS-B (PK) 3m AT-2681 HORIZONTAL
 EUT : Starmate 3
 Power :
 model : FM107.5M
 Memo : FORD IXION
 Memo : 0度

	Freq	Level	Over	Limit	Read	Cable	Probe	Preamp	Remark	Ant	Table
	MHz	dBuV/m	dB	dBuV/m	dBuV	dB	dB	dB		cm	deg
1	105.660	34.55	-33.45	68.00	48.20	2.34	12.08	28.07	Peak	---	---

Vertical



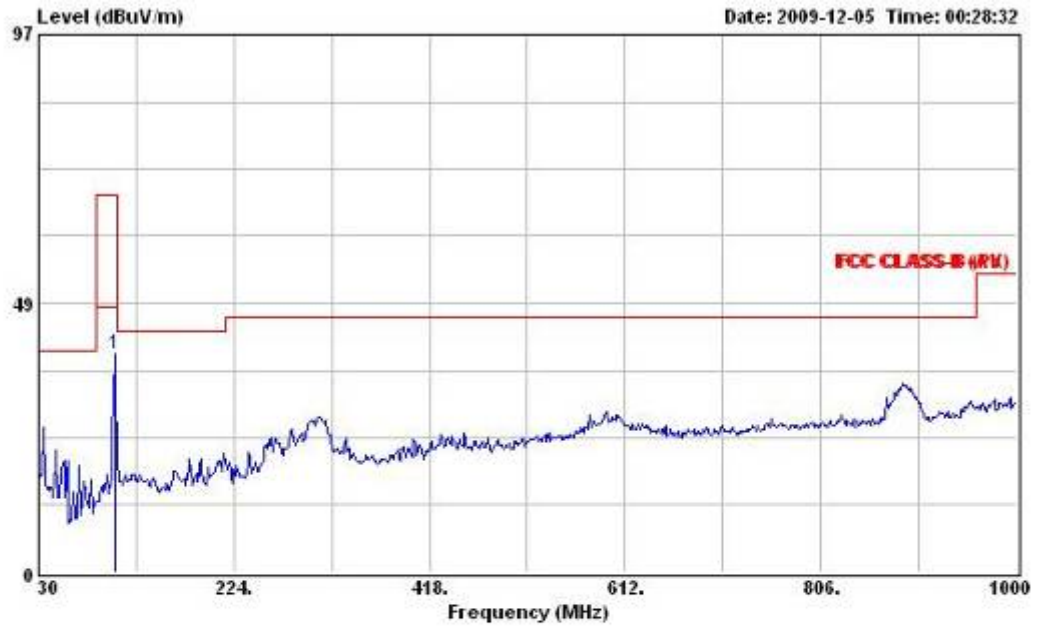
Site : 10CH01-HY
 Condition : FCC CLASS-B (PK) 3m AT-2681 VERTICAL
 EUT : Starmate 3
 Power :
 model : FM 107.5M
 Memo : FORD IXION
 Memo : 0度

	Freq	Level	Over	Limit	Read	Cable	Probe	Preamp	Remark	Ant	Table
	MHz	dBuV/m	dB	dBuV/m	dBuV	dB	dB	dB		cm	deg
1	105.660	47.86	-20.14	68.00	61.51	2.34	12.08	28.07	Peak	---	---

Note: Emissions measured with the Average detector can be found in a separate section of this report.

Temperature	20°C	Humidity	58%
Configurations	107.5 MHz/ 45° / Mode 3		

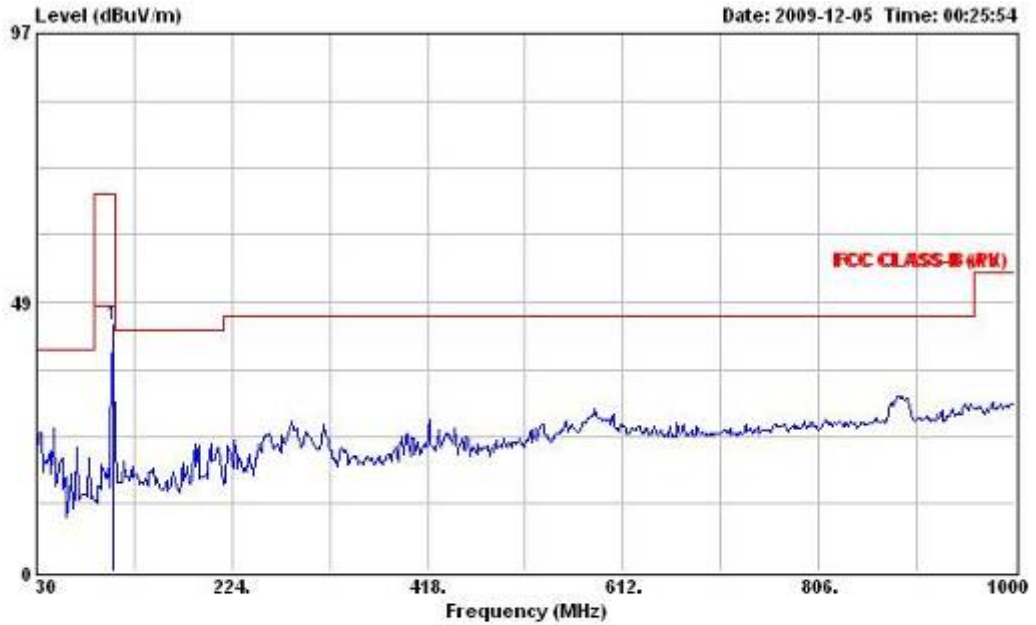
Horizontal



Site : 10CH01-HY
 Condition : FCC CLASS-B (PK) 3m AT-2681 HORIZONTAL
 EUT : Starmate 3
 Power :
 model : FM107.5M
 Memo : FORD EXION
 Memo : 45度

	Freq	Level	Over	Limit	Read	Cable	Probe	Preamp	Remark	Ant	Table
	MHz	dBuV/m	Limit	Line	Level	Loss	Factor	Factor		Pos	Pos
			dB	dBuV/m	dBuV	dB	dB	dB		cm	deg
1	105.660	39.26	-28.74	68.00	52.91	2.34	12.08	28.07	Peak	---	---

Vertical



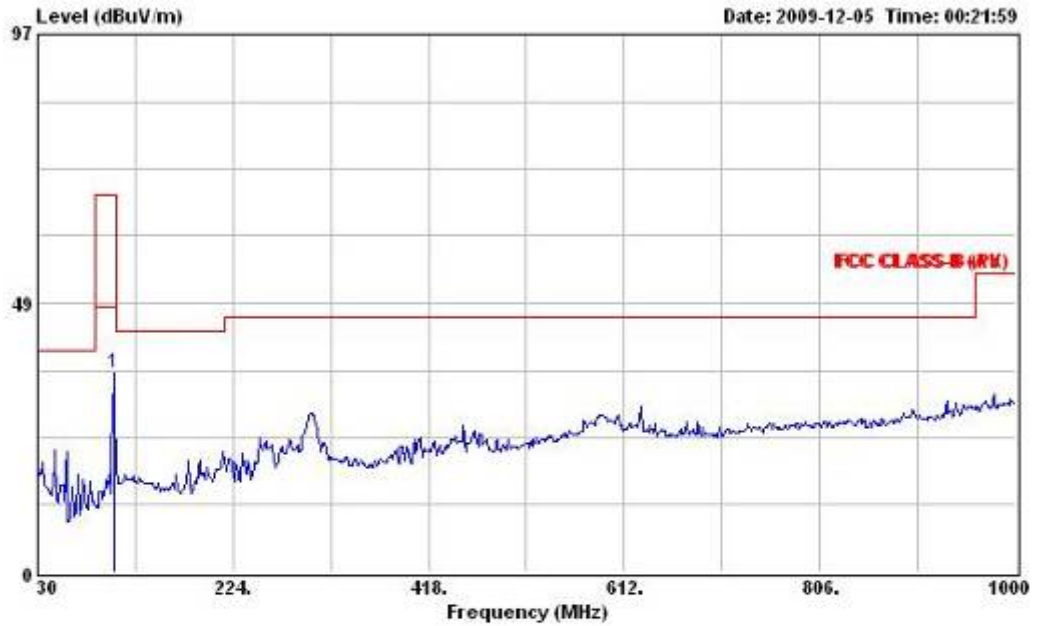
Site : 10CH01-HY
 Condition : FCC CLASS-B (PK) 3m AT-2681 VERTICAL
 EUT : Starmate 3
 Power :
 model : FM 107.5M
 Memo : FORD IXION
 Memo : 45度

	Freq	Level	Over	Limit	Read	Cable	Probe	Preamp	Remark	Ant	Table
	MHz	dBuV/m	dB	dBuV/m	dBuV	dB	dB	dB		cm	deg
1	105.660	44.32	-23.68	68.00	57.97	2.34	12.08	28.07	Peak	---	---

Note: Emissions measured with the Average detector can be found in a separate section of this report.

Temperature	20°C	Humidity	58%
Configurations	107.5 MHz/ 90° / Mode 3		

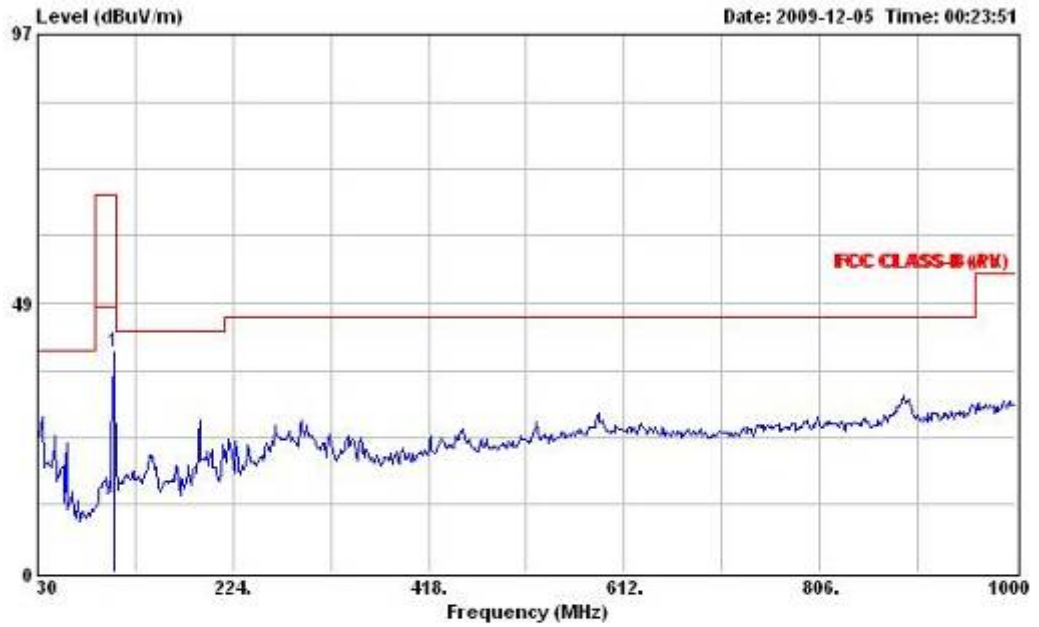
Horizontal



Site : 10CH01-HY
 Condition : FCC CLASS-B (PK) 3m AT-2681 HORIZONTAL
 EUT : Starmate 3
 Power :
 model : FM 107.5M
 Memo : FORD EXION
 Memo : 90度

	Freq	Level	Over Limit	Limit Line	Read Level	Cable Loss	Probe Factor	Preamp Factor	Remark	Ant Pos	Table Pos
	MHz	dBuV/m	dB	dBuV/m	dBuV	dB	dB	dB		cm	deg
1	105.660	36.01	-31.99	68.00	49.66	2.34	12.08	28.07	Peak	---	---

Vertical



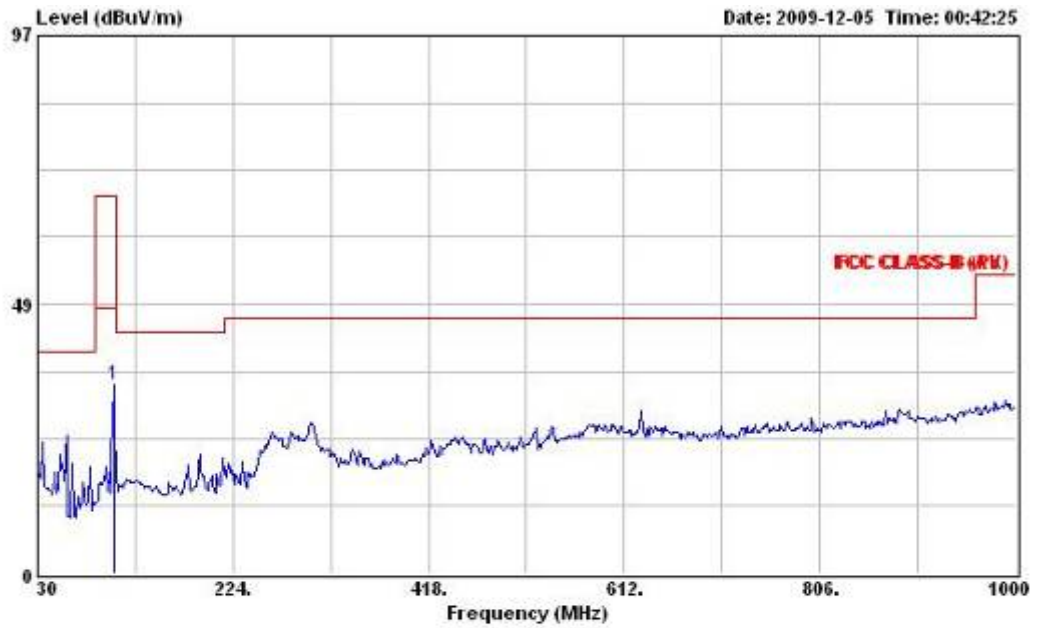
Site : 10CH01-HY
 Condition : FCC CLASS-B (PK) 3m AT-2681 VERTICAL
 EUT : Starmate 3
 Power :
 model : FM 107.5M
 Memo : FORD EXION
 Memo : 90度

	Freq	Level	Over Limit	Limit Line	Read Level	Cable Loss	Probe Factor	Preamp Factor	Remark	Ant Pos	Table Pos
	MHz	dBuV/m	dB	dBuV/m	dBuV	dB	dB	dB		cm	deg
1	105.660	39.74	-29.26	68.00	53.39	2.34	12.08	29.07	Peak	---	---

Note: Emissions measured with the Average detector can be found in a separate section of this report.

Temperature	20°C	Humidity	58%
Configurations	107.5 MHz/ 135° / Mode 3		

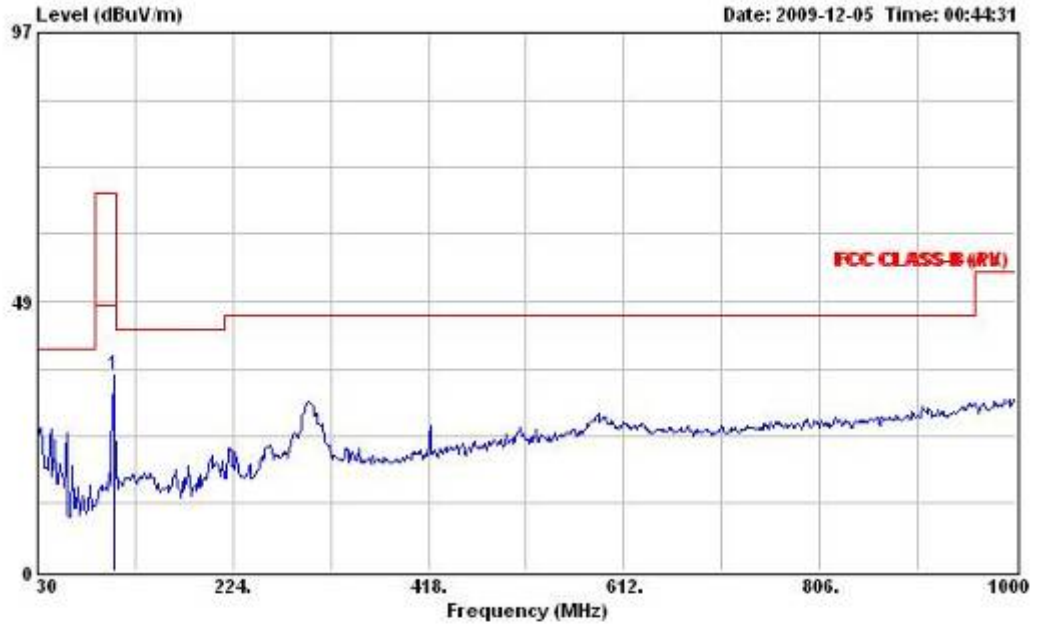
Horizontal



Site : 10CH01-HY
 Condition : FCC CLASS-B (PK) 3m AT-2681 HORIZONTAL
 EUT : Starmate 3
 Power :
 model : FM 107.5M
 Memo : FORD IXION
 Memo : 135度

	Freq	Level	Over Limit	Limit Line	Read Level	Cable Loss	Probe Factor	Preamp Factor	Remark	Ant Pos	Table Pos
	MHz	dBuV/m	dB	dBuV/m	dBuV	dB	dB	dB		cm	deg
1	105.660	34.10	-33.90	68.00	47.75	2.34	12.08	28.07	Peak	---	---

Vertical



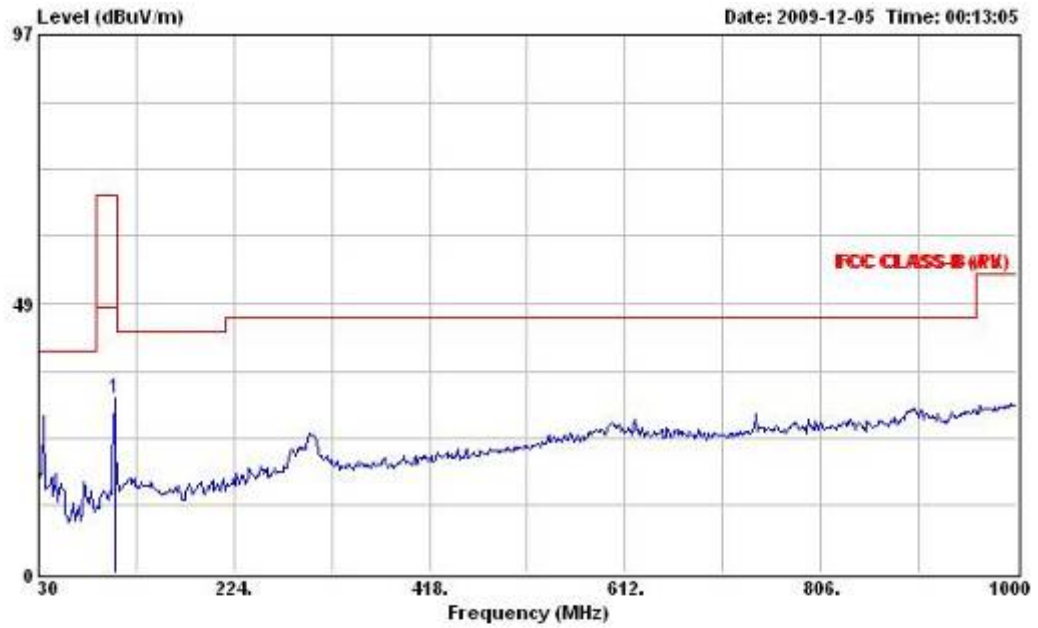
Site : 10CH01-HY
 Condition : FCC CLASS-B (PK) 3m AT-2681 VERTICAL
 EUT : Starmate 3
 Power :
 model : FM107.5M
 Memo : FORD EXION
 Memo : 135度

	Freq	Level	Over Limit	Limit Line	Read Level	Cable Loss	Probe Factor	Preamp Factor	Remark	Ant Pos	Table Pos
	MHz	dBuV/m	dB	dBuV/m	dBuV	dB	dB	dB		cm	deg
1	105.660	35.25	-32.75	68.00	48.90	2.34	12.08	29.07	Peak	---	---

Note: Emissions measured with the Average detector can be found in a separate section of this report.

Temperature	20°C	Humidity	58%
Configurations	107.5 MHz/ 180° / Mode 3		

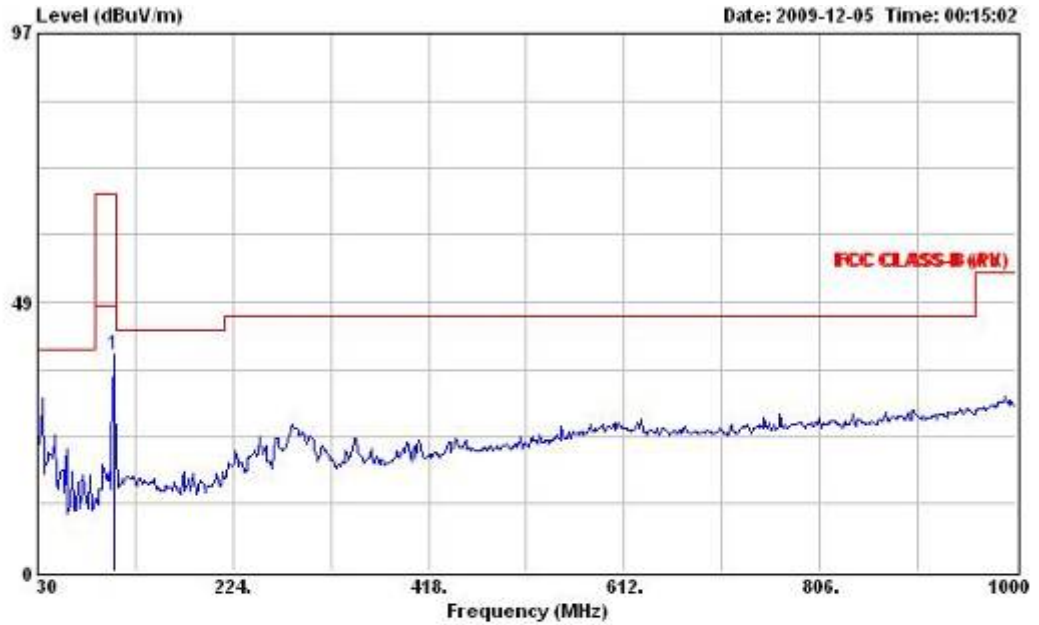
Horizontal



Site : 10CH01-HY
 Condition : FCC CLASS-B (PK) 3m AT-2681 HORIZONTAL
 EUT : Starmate 3
 Power :
 model : FM 107.5M
 Memo : FORD IXION
 Memo : 180度

	Freq	Level	Over	Limit	Read	Cable	Probe	Preamp	Remark	Ant	Table
	MHz	dBuV/m	dB	dBuV/m	dBuV	dB	dB	dB		cm	deg
1	105.660	31.40	-36.60	68.00	45.05	2.34	12.08	28.07	Peak	---	---

Vertical



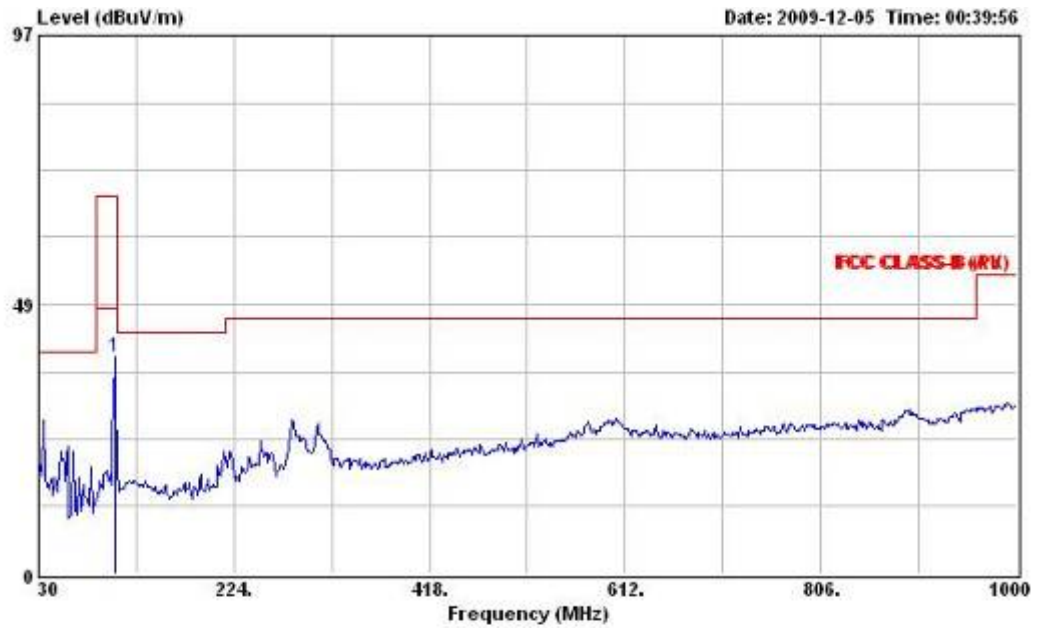
Site : 10CH01-HY
 Condition : FCC CLASS-B (PK) 3m AT-2681 VERTICAL
 EUT : Starmate 3
 Power :
 model : FM 107.5M
 Memo : FORD IXION
 Memo : 180度

	Freq	Level	Over	Limit	Read	Cable	Probe	Preamp	Remark	Ant	Table
	MHz	dBuV/m	dB	dBuV/m	dBuV	dB	dB	dB		cm	deg
1	105.660	39.12	-28.88	68.00	52.77	2.34	12.08	28.07	Peak	---	---

Note: Emissions measured with the Average detector can be found in a separate section of this report.

Temperature	20°C	Humidity	58%
Configurations	107.5 MHz/ 225° / Mode 3		

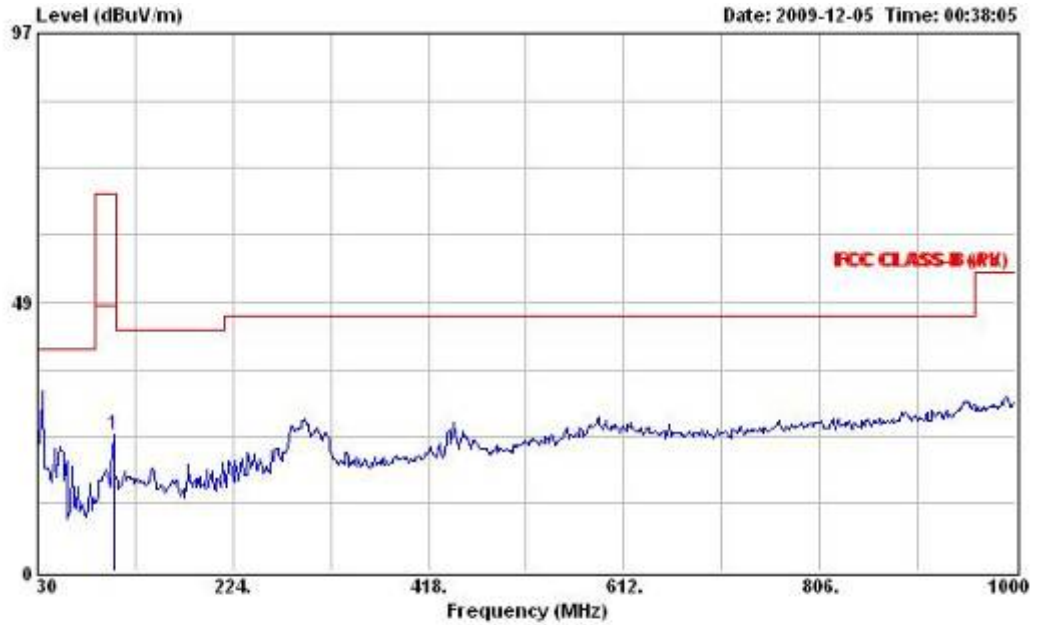
Horizontal



Site : 10CH01-HY
 Condition : FCC CLASS-B (PK) 3m AT-2681 HORIZONTAL
 EUT : Starmate 3
 Power :
 model : FM 107.5M
 Memo : FORD IXION
 Memo : 225度

	Freq	Level	Over Limit	Limit Line	Read Level	Cable Loss	Probe Factor	Preamp Factor	Remark	Ant Pos	Table Pos
	MHz	dBUV/m	dB	dBUV/m	dBUV	dB	dB	dB		cm	deg
1	105.660	38.99	-29.01	68.00	52.64	2.34	12.08	28.07	Peak	---	---

Vertical



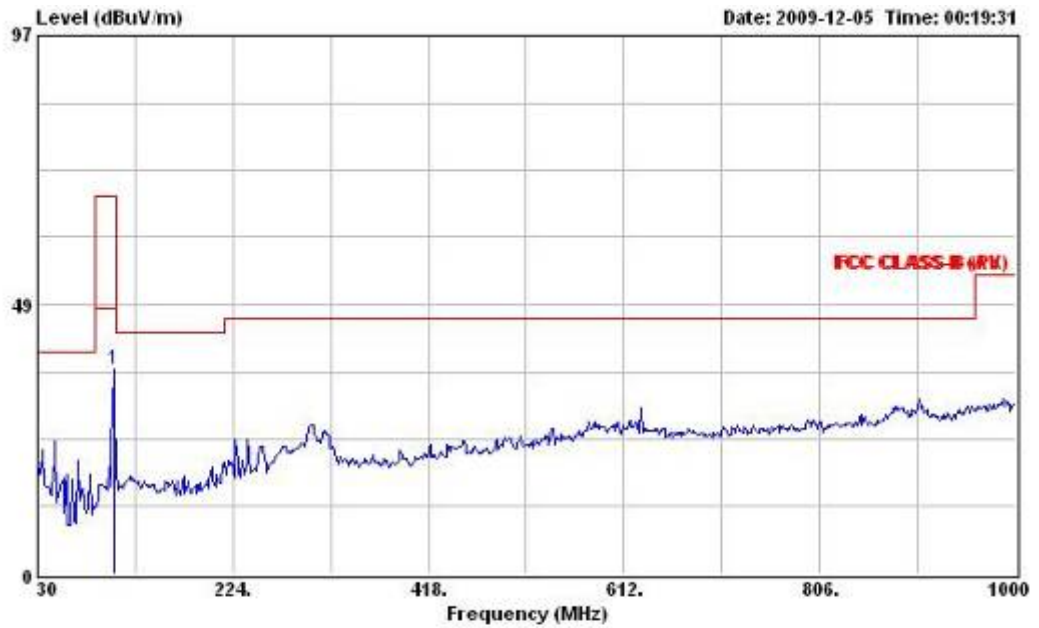
Site : 10CH01-HY
 Condition : FCC CLASS-B (PK) 3m AT-2681 VERTICAL
 EUT : Starmate 3
 Power :
 model : FM 107.5M
 Memo : FORD IXION
 Memo : 225度

	Freq	Level	Over	Limit	Read	Cable	Probe	Preamp	Remark	Ant	Table
	MHz	dBuV/m	dB	dBuV/m	dBuV	dB	dB	dB		cm	deg
1	105.660	24.71	-43.29	68.00	38.36	2.34	12.08	28.07	Peak	---	---

Note: Emissions measured with the Average detector can be found in a separate section of this report.

Temperature	20°C	Humidity	58%
Configurations	107.5 MHz/ 270° / Mode 3		

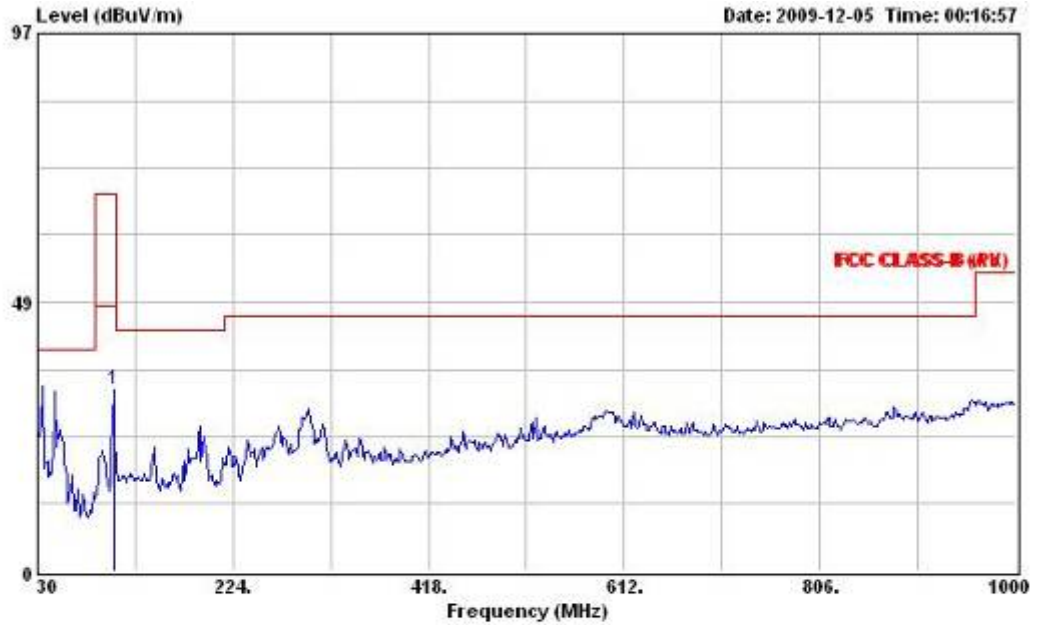
Horizontal



Site : 10CH01-HY
 Condition : FCC CLASS-B (PK) 3m AT-2681 HORIZONTAL
 EUT : Starmate 3
 Power :
 model : FM 107.5M
 Memo : FORD IXION
 Memo : 270度

	Freq	Level	Over	Limit	Read	Cable	Probe	Preamp	Remark	Ant	Table
	MHz	dBuV/m	dB	dBuV/m	dBuV	dB	dB	dB		cm	deg
1	105.660	36.96	-31.04	68.00	50.61	2.34	12.08	28.07	Peak	---	---

Vertical



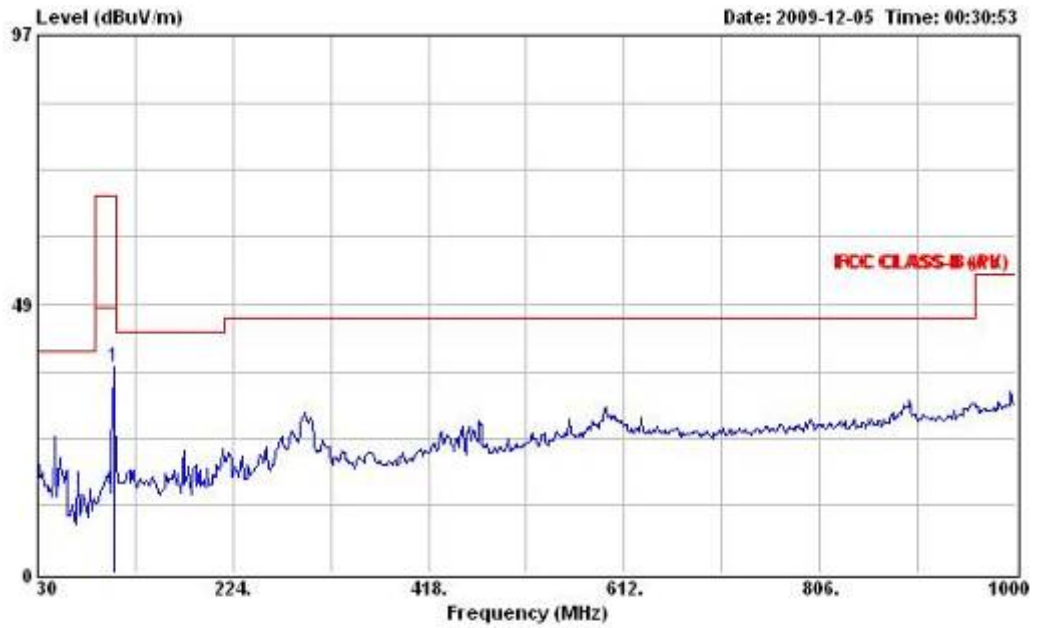
Site : 10CH01-HY
 Condition : FCC CLASS-B (PK) 3m AT-2681 VERTICAL
 EUT : Starmate 3
 Power :
 model : FM 107.5M
 Memo : FORD IXION
 Memo : 270度

	Freq	Level	Over Limit	Limit Line	Read Level	Cable Loss	Probe Factor	Preamp Factor	Remark	Ant Pos	Table Pos
	MHz	dBuV/m	dB	dBuV/m	dBuV	dB	dB	dB		cm	deg
1	105.660	32.61	-35.39	68.00	46.26	2.34	12.08	28.07	Peak	---	---

Note: Emissions measured with the Average detector can be found in a separate section of this report.

Temperature	20°C	Humidity	58%
Configurations	107.5 MHz/ 315° / Mode 3		

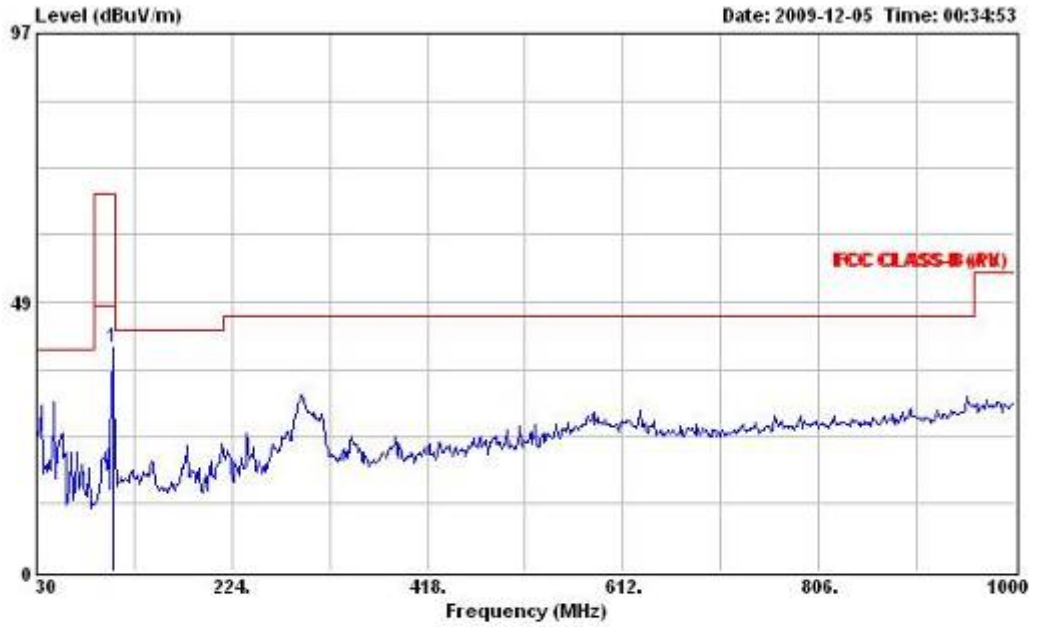
Horizontal



Site : 10CHD1-HY
 Condition : FCC CLASS-B (PK) 3m AT-2681 HORIZONTAL
 EUT : Starmate 3
 Power :
 model : FM 107.5M
 Memo : FORD IXION
 Memo : 315度

	Freq	Level	Over Limit	Limit Line	Read Level	Cable Loss	Probe Factor	Preamp Factor	Remark	Ant Pos	Table Pos
	MHz	dBuV/m	dB	dBuV/m	dBuV	dB	dB	dB		cm	deg
1	105.660	37.10	-30.90	68.00	50.75	2.34	12.08	28.07	Peak	---	---

Vertical



Site : 10CH01-HY
 Condition : FCC CLASS-B (PK) 3m AT-2681 VERTICAL
 EUT : Starmate 3
 Power :
 model : FM 107.5M
 Memo : FORD IXION
 Memo : 315度

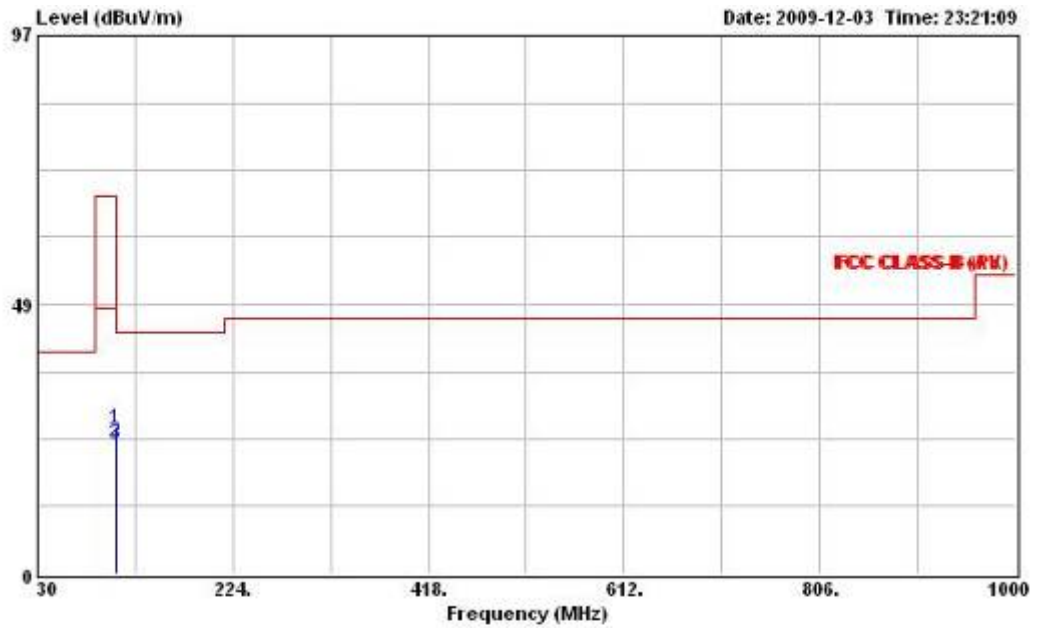
	Freq	Level	Over Limit	Limit Line	Read Level	Cable Loss	Probe Factor	Preamp Factor	Remark	Ant Pos	Table Pos
	MHz	dBuV/m	dB	dBuV/m	dBuV	dB	dB	dB		cm	deg
1	105.660	40.44	-27.56	68.00	54.09	2.34	12.08	28.07	Peak	---	---

Note: Emissions measured with the Average detector can be found in a separate section of this report.

3.2 Test Result of Field Strength of Fundamental Emissions

Temperature	20°C	Humidity	58%
Configurations	107.5 MHz/ 0° / Mode 1		

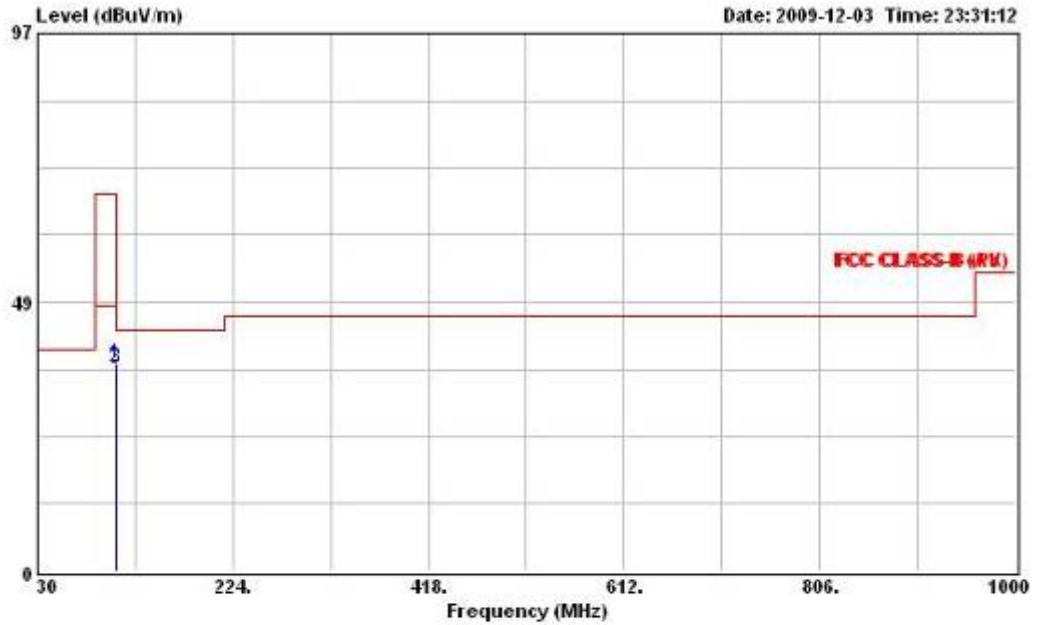
Horizontal



Site : 10CH01-HY
 Condition : FCC CLASS-B (PK) 3m AT-2681 HORIZONTAL
 EUT : Starmate 3
 Power :
 model : FM 107.5M
 Memo : FORD MONDEO
 Memo : 0度

	Freq	Level	Over Limit	Limit Line	Read Level	Cable Loss	Probe Factor	Preamp Factor	Remark	Ant Pos	Table Pos
	MHz	dBuV/m	dB	dBuV/m	dBuV	dB	dB	dB		cm	deg
1	107.500	26.16	-41.84	68.00	39.57	2.37	12.28	28.06	Peak	341	---
2	107.500	24.05	-43.95	68.00	37.46	2.37	12.28	28.06	QP	341	---
3	107.500	23.20	-24.80	48.00	36.61	2.37	12.28	28.06	Average	341	---

Vertical

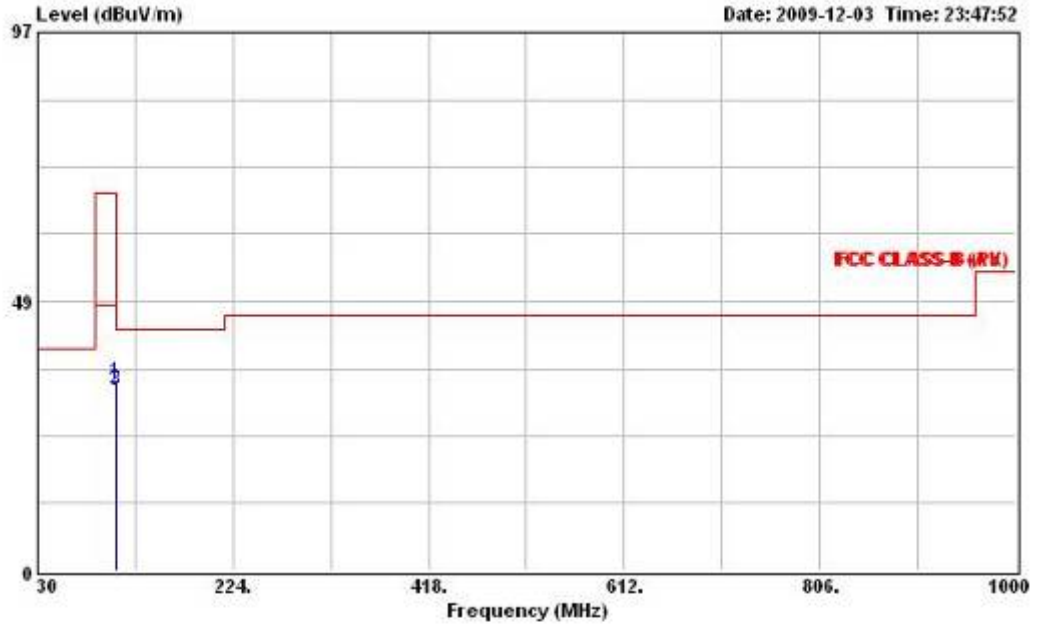


Site : 10CH01-HY
 Condition : FCC CLASS-B (PK) 3m AT-2681 VERTICAL
 EUT : Starmate 3
 Power :
 model : FM 107.5M
 Memo : FORD MONDEO
 Memo : 0度

	Freq	Level	Over Limit	Limit Line	Read Level	Cable Loss	Probe Factor	Preamp Factor	Remark	Ant Pos	Table Pos
	MHz	dBuV/m	dB	dBuV/m	dBuV	dB	dB	dB		cm	deg
1	107.500	37.59	-30.41	68.00	51.00	2.37	12.28	28.06	Peak	261	---
2	107.500	36.93	-31.07	68.00	50.34	2.37	12.28	28.06	QP	261	---
3	107.500	36.68	-11.32	48.00	50.09	2.37	12.28	28.06	Average	261	---

Temperature	20°C	Humidity	58%
Configurations	107.5 MHz/ 45° / Mode 1		

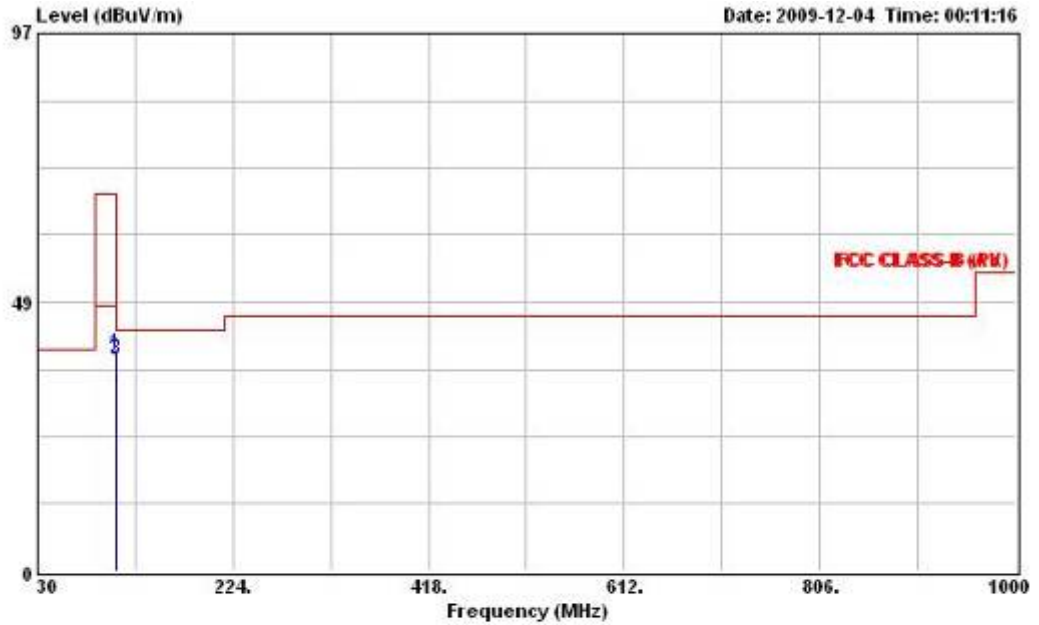
Horizontal



Site : 10CH01-HY
 Condition : FCC CLASS-B (PK) 3m AT-2681 HORIZONTAL
 EUT : Starmate 3
 Power :
 model : FM107.5M
 Memo : FORD MONDEO
 Memo : 45度

	Freq	Level	Over	Limit	Read	Cable	Probe	Preamp	Remark	Ant	Table
	MHz	dBuV/m	Limit	Line	Level	Loss	Factor	Factor		Pos	Pos
			dB	dBuV/m	dBuV	dB	dB	dB		cm	deg
1	107.500	33.99	-34.01	68.00	47.40	2.37	12.28	28.06	Peak	248	---
2	107.500	32.65	-35.35	68.00	46.06	2.37	12.28	28.06	QP	248	---
3	107.500	32.33	-15.67	48.00	45.74	2.37	12.28	28.06	Average	248	---

Vertical

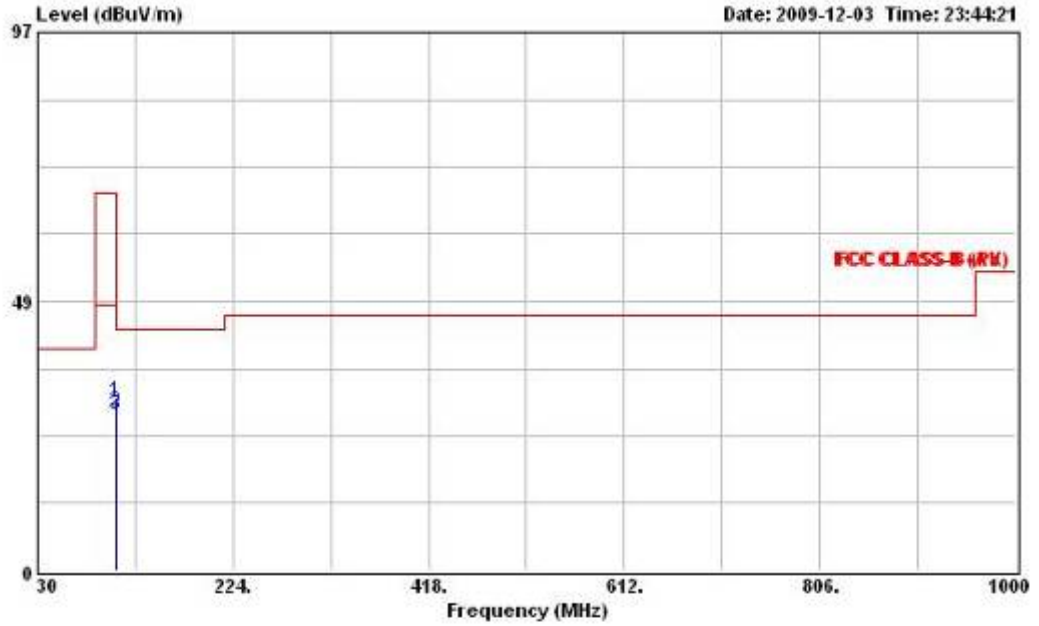


Site : 10CH01-HY
 Condition : FCC CLASS-B (PK) 3m AT-2681 VERTICAL
 EUT : Starmate 3
 Power :
 model : FM107.5M
 Memo : FORD MONDEO
 Memo : 45度

	Freq	Level	Over Limit	Limit Line	Read Level	Cable Loss	Probe Factor	Preamp Factor	Remark	Ant Pos	Table Pos
	MHz	dBuV/m	dB	dBuV/m	dBuV	dB	dB	dB		cm	deg
1	107.500	39.23	-28.77	68.00	52.64	2.37	12.28	28.06	Peak	100	---
2	107.500	38.30	-29.70	68.00	51.71	2.37	12.28	28.06	QP	100	---
3	107.500	38.05	-9.95	48.00	51.46	2.37	12.28	28.06	Average	100	---

Temperature	20°C	Humidity	58%
Configurations	107.5 MHz/ 90° / Mode 1		

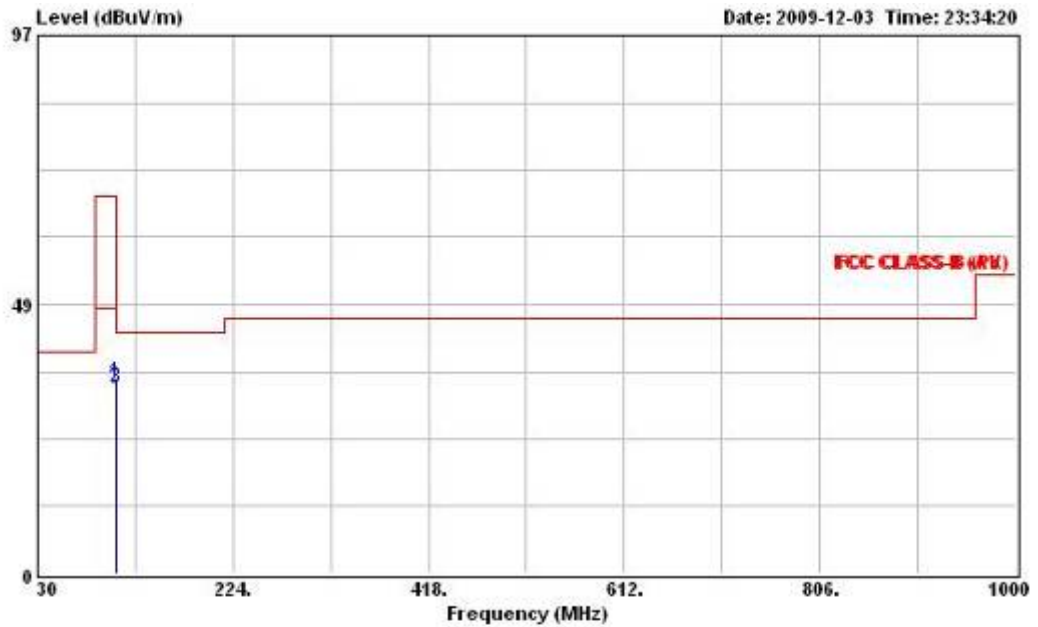
Horizontal



Site : 10CH01-HY
 Condition : FCC CLASS-B (PK) 3m AT-2681 HORIZONTAL
 EUT : Starmate 3
 Power :
 model : FM107.5M
 Memo : FORD MONDEO
 Memo : 90度

	Freq	Level	Over Limit	Limit Line	Read Level	Cable Loss	Probe Factor	Preamp Factor	Remark	Ant Pos	Table Pos
	MHz	dBuV/m	dB	dBuV/m	dBuV	dB	dB	dB		cm	deg
1	107.500	30.58	-37.42	68.00	43.99	2.37	12.28	28.06	Peak	284	---
2	107.500	28.64	-39.36	68.00	42.05	2.37	12.28	28.06	QP	284	---
3	107.500	28.18	-19.82	48.00	41.59	2.37	12.28	28.06	Average	284	---

Vertical

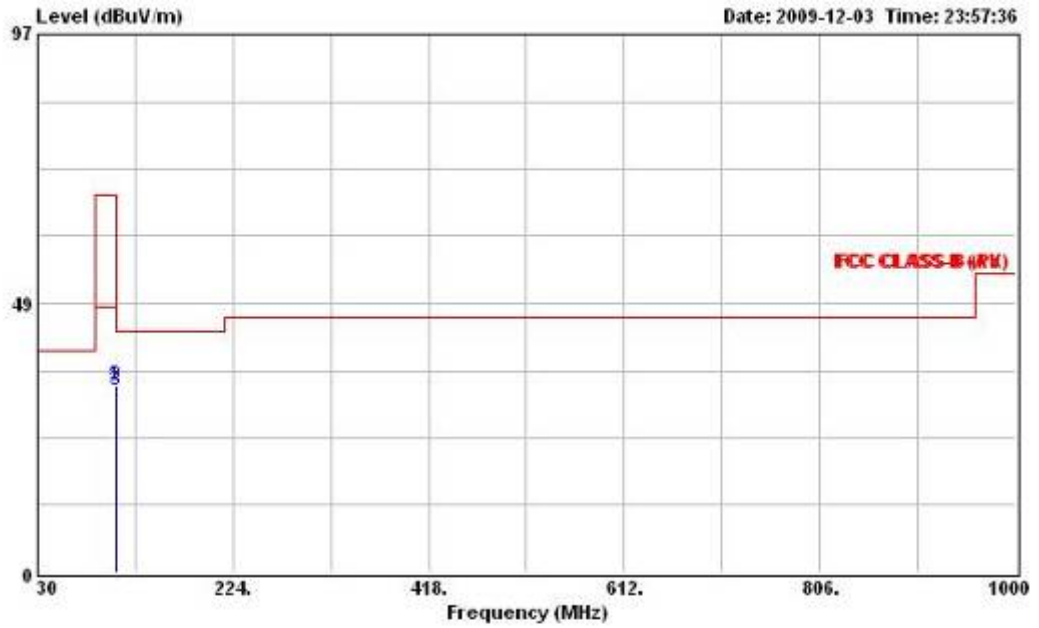


Site : 10CH01-HY
 Condition : FCC CLASS-B (PK) 3m AT-2681 VERTICAL
 EUT : Starmate 3
 Power :
 model : FM 107.5M
 Memo : FORD MONDEO
 Memo : 90度

	Freq	Level	Over	Limit	Read	Cable	Probe	Preamp	Remark	Ant	Table
	MHz	dBuV/m	dB	dBuV/m	dBuV	dB	dB	dB		cm	deg
1	107.500	34.52	-33.48	68.00	47.93	2.37	12.28	28.06	Peak	100	---
2	107.500	33.63	-34.37	68.00	47.04	2.37	12.28	28.06	QP	100	---
3	107.500	33.29	-14.71	48.00	46.70	2.37	12.28	28.06	Average	100	---

Temperature	20°C	Humidity	58%
Configurations	107.5 MHz/ 135° / Mode 1		

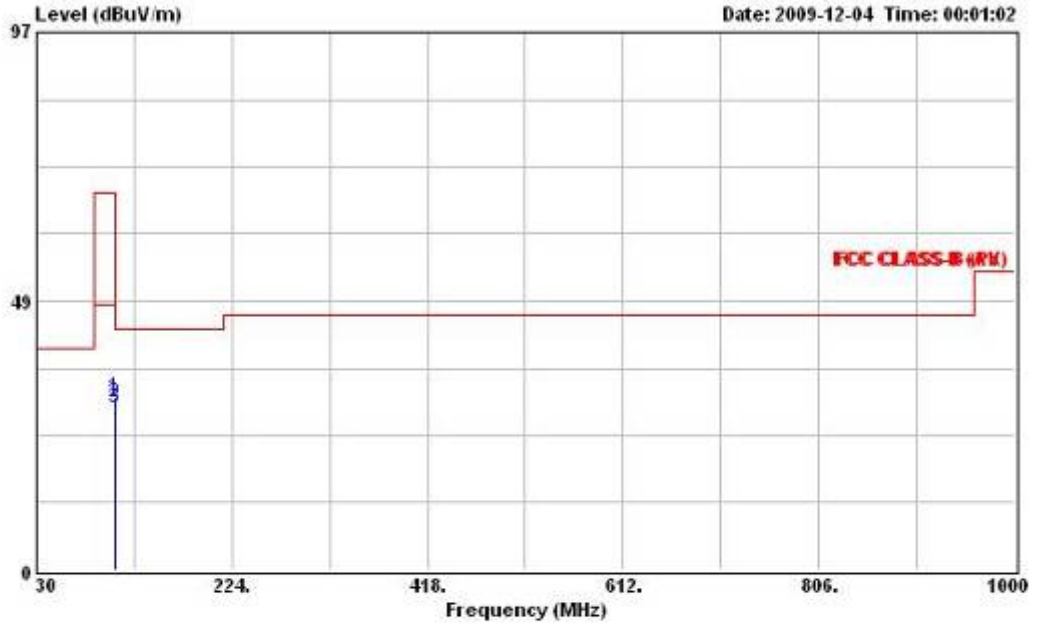
Horizontal



Site : 10CH01-HY
 Condition : FCC CLASS-B (PK) 3m AT-2681 HORIZONTAL
 EUT : Starmate 3
 Power :
 model : FM107.5M
 Memo : FORD MONDEO
 Memo : 135度

	Freq	Level	Over	Limit	Read	Cable	Probe	Preamp	Remark	Ant	Table
	MHz	dBuV/m	dB	dBuV/m	dBuV	dB	dB	dB		cm	deg
1	107.480	33.61	-34.39	68.00	47.02	2.37	12.28	28.06	Peak	282	---
2	107.480	33.56	-34.44	68.00	46.97	2.37	12.28	28.06	QP	282	---
3	107.480	32.67	-15.33	48.00	46.08	2.37	12.28	28.06	Average	282	---

Vertical

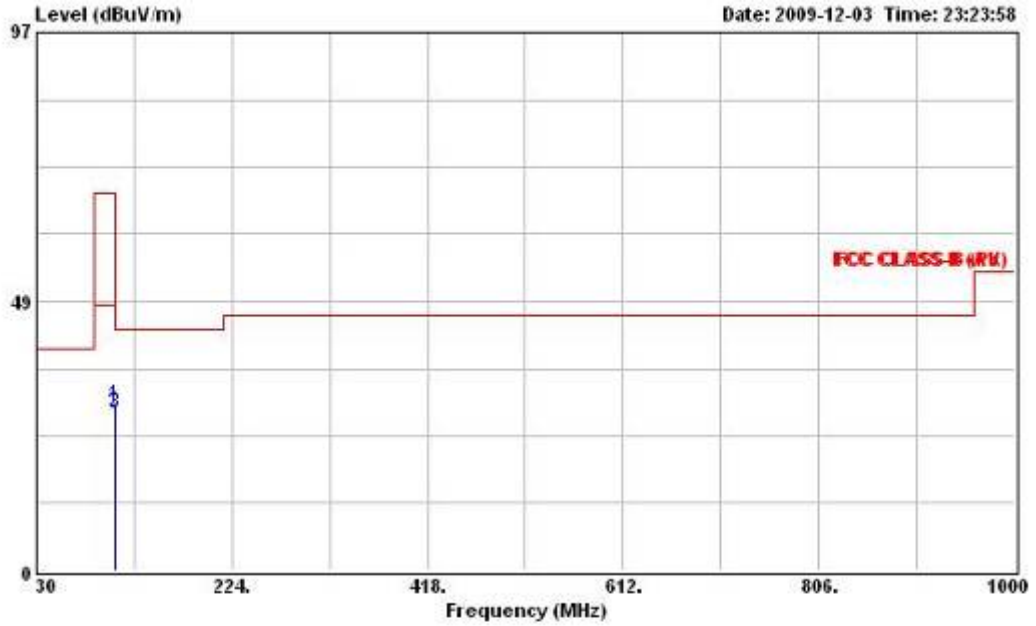


Site : 10CH01-HY
 Condition : FCC CLASS-B (PK) 3m AT-2681 VERTICAL
 EUT : Starmate 3
 Power :
 model : FM 107.5M
 Memo : FORD MONDEO
 Memo : 135度

	Freq	Level	Over Limit	Limit Line	Read Level	Cable Loss	Probe Factor	Preamp Factor	Remark	Ant Pos	Table Pos
	MHz	dBuV/m	dB	dBuV/m	dBuV	dB	dB	dB		cm	deg
1	107.490	31.19	-36.81	68.00	44.60	2.37	12.28	28.06	Peak	100	---
2	107.490	30.37	-37.63	68.00	43.78	2.37	12.28	28.06	QP	100	---
3	107.490	29.22	-18.78	48.00	42.63	2.37	12.28	28.06	Average	100	---

Temperature	20°C	Humidity	58%
Configurations	107.5 MHz/ 180° / Mode 1		

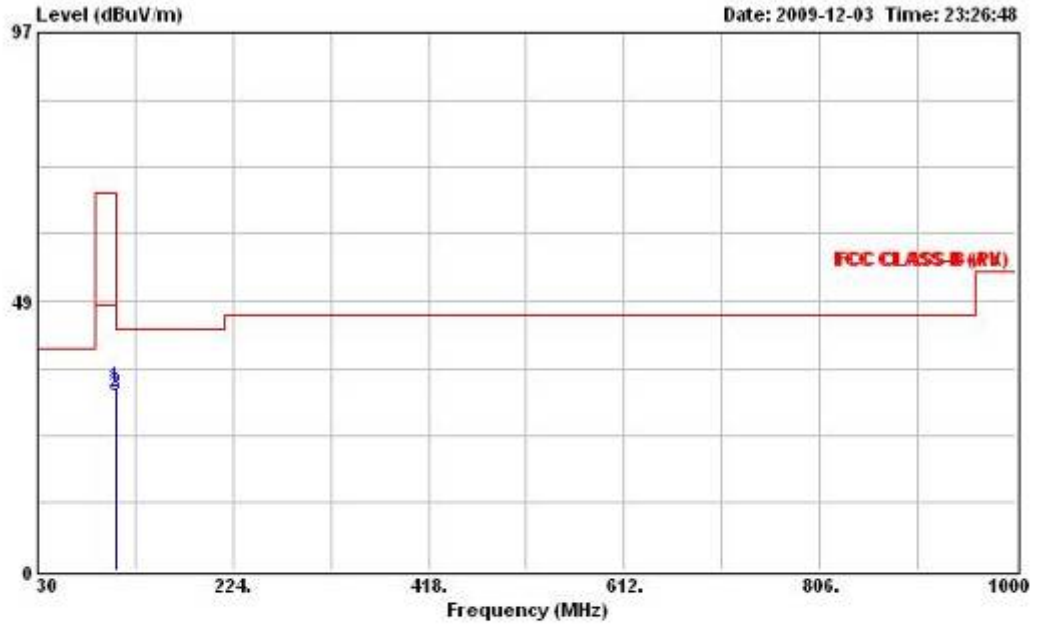
Horizontal



Site : 10CH01-HY
 Condition : FCC CLASS-B (PK) 3m AT-2681 HORIZONTAL
 EUT : Starmate 3
 Power :
 model : FM 107.5M
 Memo : FORD MONDEO
 Memo : 180度

	Freq	Level	Over	Limit	Read	Cable	Probe	Preamp	Remark	Ant	Table
	MHz	dBuV/m	dB	dBuV/m	dBuV	dB	dB	dB		cm	deg
1	107.500	29.86	-38.14	68.00	43.27	2.37	12.28	28.06	Peak	132	---
2	107.500	28.74	-39.26	68.00	42.15	2.37	12.28	28.06	QP	132	---
3	107.500	28.31	-19.69	48.00	41.72	2.37	12.28	28.06	Average	132	---

Vertical

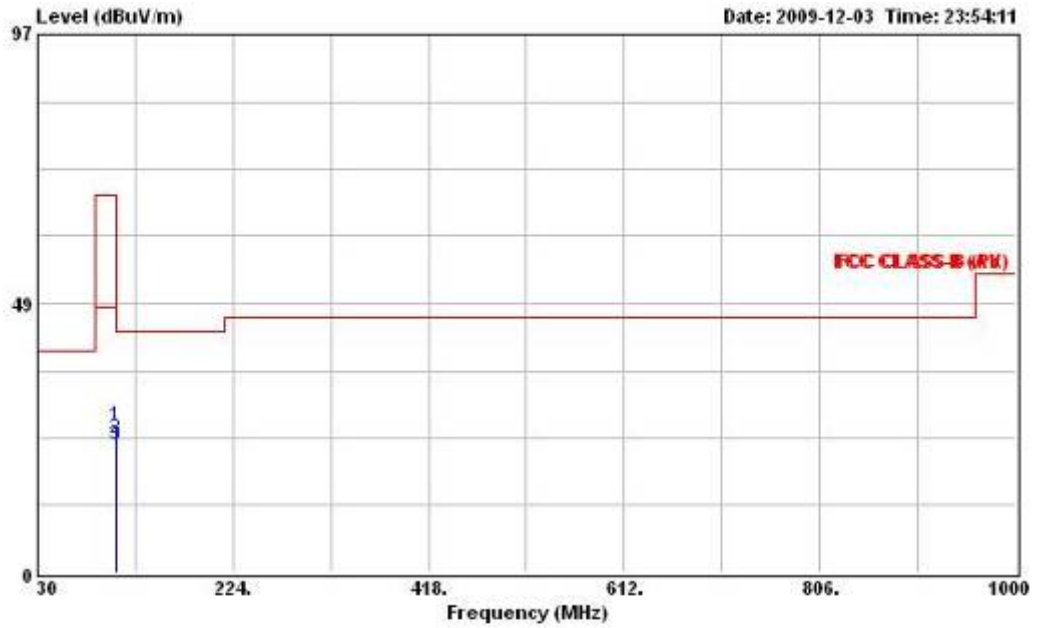


Site : 10CH01-HY
 Condition : FCC CLASS-B (PK) 3m AT-2681 VERTICAL
 EUT : Starmate 3
 Power :
 model : FM 107.5M
 Memo : FORD MONDEO
 Memo : 180度

	Freq	Level	Over Limit	Limit Line	Read Level	Cable Loss	Probe Factor	Preamp Factor	Remark	Ant Pos	Table Pos
	MHz	dBuV/m	dB	dBuV/m	dBuV	dB	dB	dB		cm	deg
1	107.500	33.08	-34.92	68.00	46.49	2.37	12.28	28.06	Peak	158	---
2	107.500	31.97	-36.03	68.00	45.38	2.37	12.28	28.06	QP	158	---
3	107.500	31.65	-16.35	48.00	45.06	2.37	12.28	28.06	Average	158	---

Temperature	20°C	Humidity	58%
Configurations	107.5 MHz/ 225° / Mode 1		

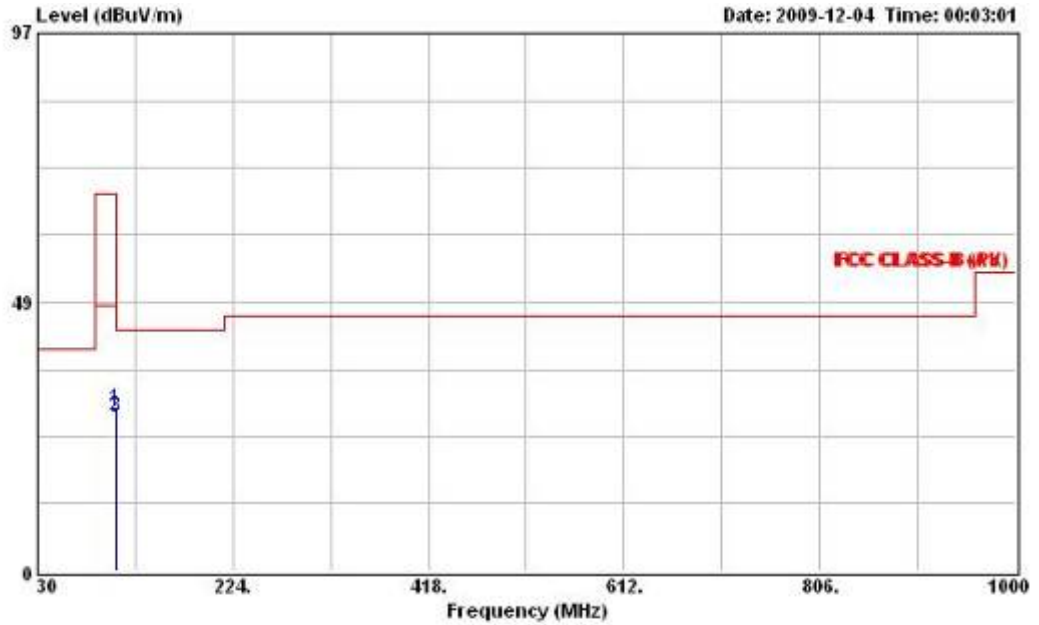
Horizontal



Site : 10CH01-HY
 Condition : FCC CLASS-B (PK) 3m AT-2681 HORIZONTAL
 EUT : Starmate 3
 Power :
 model : FM 107.5M
 Memo : FORD MONDEO
 Memo : 225度

	Freq	Level	Over Limit	Limit Line	Read Level	Cable Loss	Probe Factor	Preamp Factor	Remark	Ant Pos	Table Pos
	MHz	dBuV/m	dB	dBuV/m	dBuV	dB	dB	dB		cm	deg
1	107.490	26.37	-41.63	68.00	39.78	2.37	12.28	28.06	Peak	277	---
2	107.490	24.24	-43.76	68.00	37.65	2.37	12.28	28.06	QP	277	---
3	107.490	23.04	-24.96	48.00	36.45	2.37	12.28	28.06	Average	277	---

Vertical

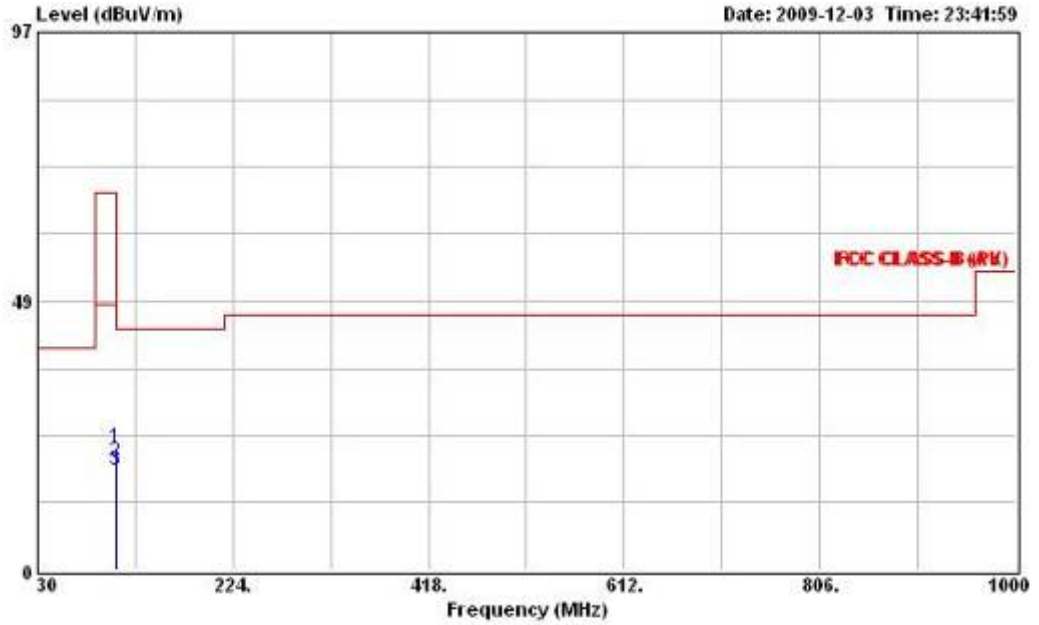


Site : 10CH01-HY
 Condition : FCC CLASS-B (PK) 3m AT-2681 VERTICAL
 EUT : Starmate 3
 Power :
 model : FM 107.5M
 Memo : FORD MONDEO
 Memo : 225度

	Freq	Level	Over	Limit	Read	Cable	Probe	Preamp	Remark	Ant	Table
	MHz	dBuV/m	dB	dBuV/m	dBuV	dB	dB	dB		cm	deg
1	107.490	29.38	-38.62	68.00	42.79	2.37	12.28	28.06	Peak	116	---
2	107.490	28.12	-39.88	68.00	41.53	2.37	12.28	28.06	QP	116	---
3	107.490	27.63	-20.37	48.00	41.04	2.37	12.28	28.06	Average	116	---

Temperature	20°C	Humidity	58%
Configurations	107.5 MHz/ 270° / Mode 1		

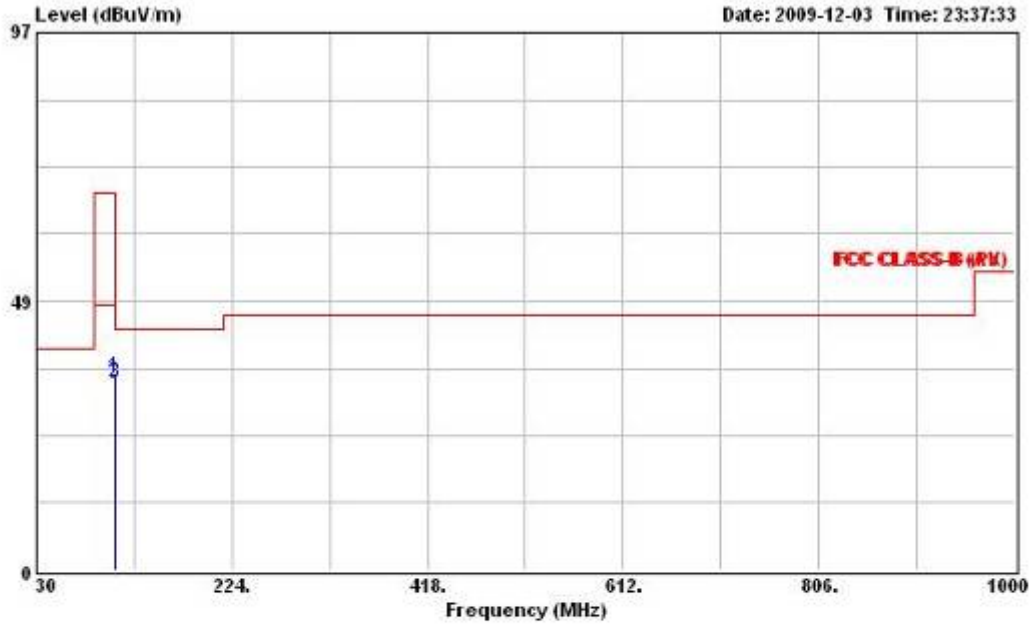
Horizontal



Site : 10CH01-HY
 Condition : FCC CLASS-B (PK) 3m AT-2681 HORIZONTAL
 EUT : Starmate 3
 Power :
 model : FM 107.5M
 Memo : FORD MONDEO
 Memo : 270度

	Freq	Level	Over Limit	Limit Line	Read Level	Cable Loss	Probe Factor	Preamp Factor	Remark	Ant Pos	Table Pos
	MHz	dBuV/m	dB	dBuV/m	dBuV	dB	dB	dB		cm	deg
1	107.500	22.03	-45.97	68.00	35.44	2.37	12.28	28.06	Peak	400	---
2	107.500	19.68	-48.32	68.00	33.09	2.37	12.28	28.06	QP	400	---
3	107.500	18.04	-29.96	48.00	31.45	2.37	12.28	28.06	Average	400	---

Vertical

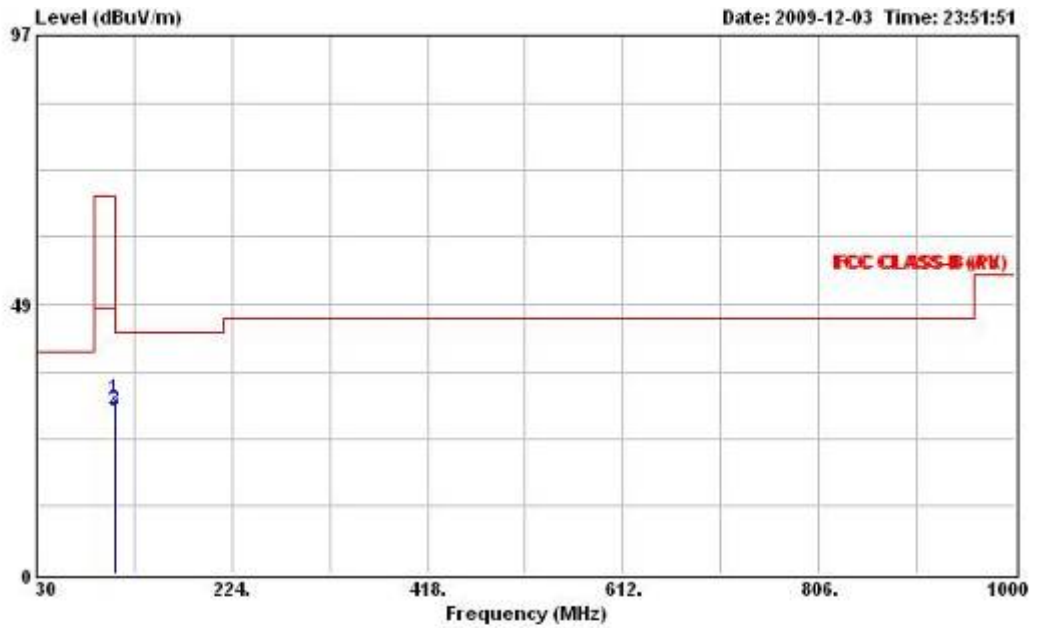


Site : 10CH01-HY
 Condition : FCC CLASS-B (PK) 3m AT-2681 VERTICAL
 EUT : Starmate 3
 Power :
 model : FM 107.5M
 Memo : FORD MONDEO
 Memo : 270度

	Freq	Level	Over Limit	Limit Line	Read Level	Cable Loss	Probe Factor	Preamp Factor	Remark	Ant Pos	Table Pos
	MHz	dBuV/m	dB	dBuV/m	dBuV	dB	dB	dB		cm	deg
1	107.500	34.82	-33.18	68.00	48.23	2.37	12.28	28.06	Peak	100	---
2	107.500	34.08	-33.92	68.00	47.49	2.37	12.28	28.06	QP	100	---
3	107.500	33.81	-14.19	48.00	47.22	2.37	12.28	28.06	Average	100	---

Temperature	20°C	Humidity	58%
Configurations	107.5 MHz/ 315° / Mode 1		

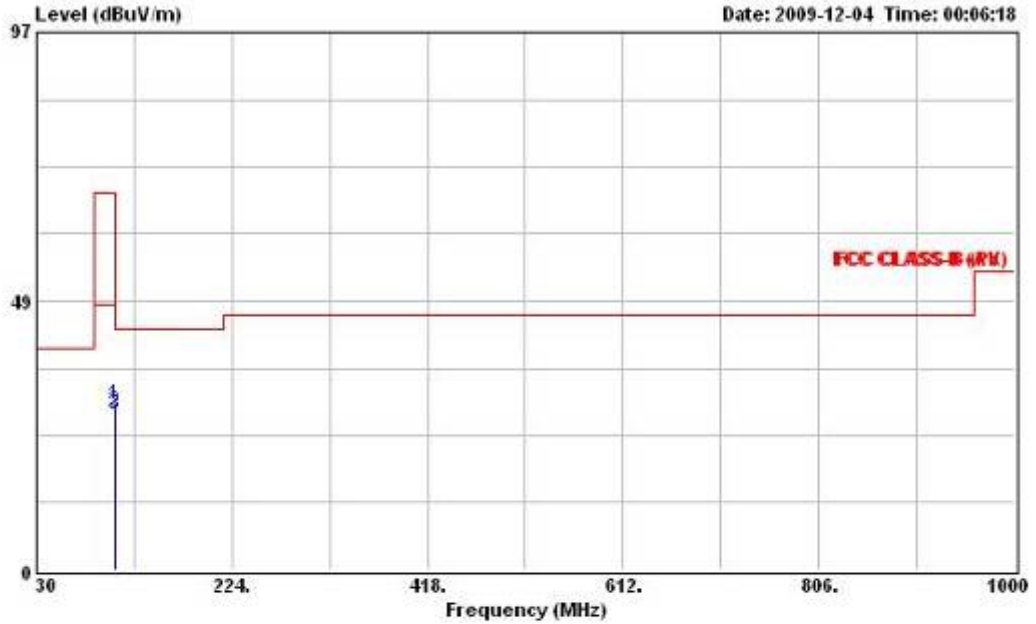
Horizontal



Site : 10CH01-HY
 Condition : FCC CLASS-B (PK) 3m AT-2681 HORIZONTAL
 EUT : Starmate 3
 Power :
 model : FM107.5M
 Memo : FORD MONDEO
 Memo : 315度

	Freq	Level	Over Limit	Limit Line	Read Level	Cable Loss	Probe Factor	Preamp Factor	Remark	Ant Pos	Table Pos
	MHz	dBuV/m	dB	dBuV/m	dBuV	dB	dB	dB		cm	deg
1	107.500	31.59	-36.41	68.00	45.00	2.37	12.28	28.06	Peak	221	---
2	107.500	29.59	-38.41	68.00	43.00	2.37	12.28	28.06	QP	221	---
3	107.500	29.17	-18.83	48.00	42.58	2.37	12.28	28.06	Average	221	---

Vertical

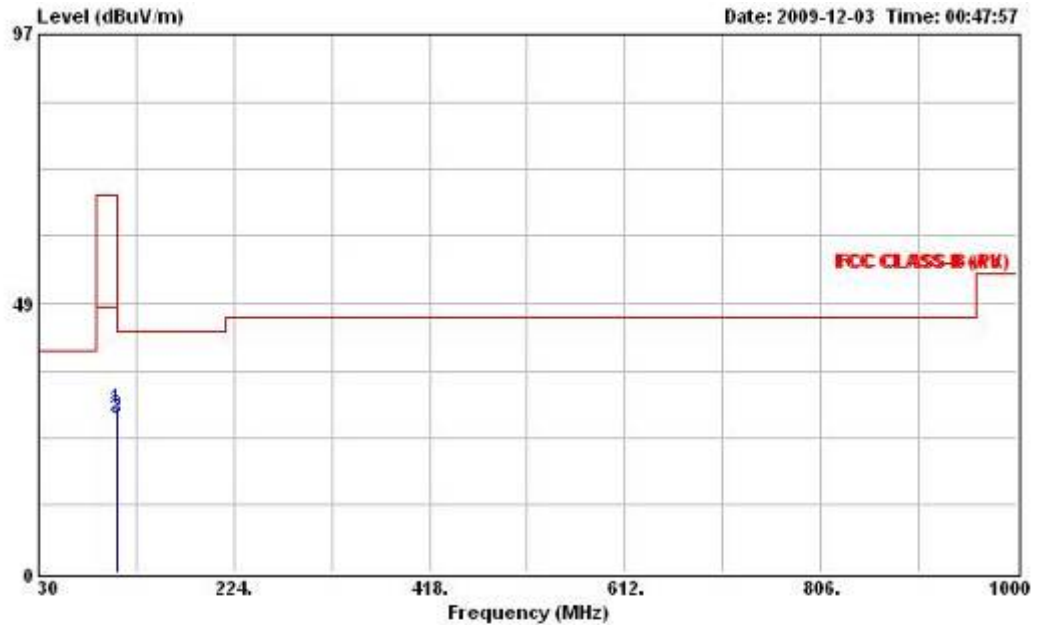


Site : 10CH01-HY
 Condition : FCC CLASS-B (PK) 3m AT-2681 VERTICAL
 EUT : Starmate 3
 Power :
 model : FM 107.5M
 Memo : FORD MONDEO
 Memo : 315度

	Freq	Level	Over	Limit	Read	Cable	Probe	Preamp	Remark	Ant	Table
	MHz	dBuV/m	Limit	Line	Level	Loss	Factor	Factor		Pos	Pos
			dB	dBuV/m	dBuV	dB	dB	dB		cm	deg
1	107.500	29.88	-38.12	68.00	43.29	2.37	12.28	28.06	Peak	100	---
2	107.500	28.79	-39.21	68.00	42.20	2.37	12.28	28.06	QP	100	---
3	107.500	28.15	-19.85	48.00	41.56	2.37	12.28	28.06	Average	100	---

Temperature	20°C	Humidity	58%
Configurations	107.5 MHz/ 0° / Mode 2		

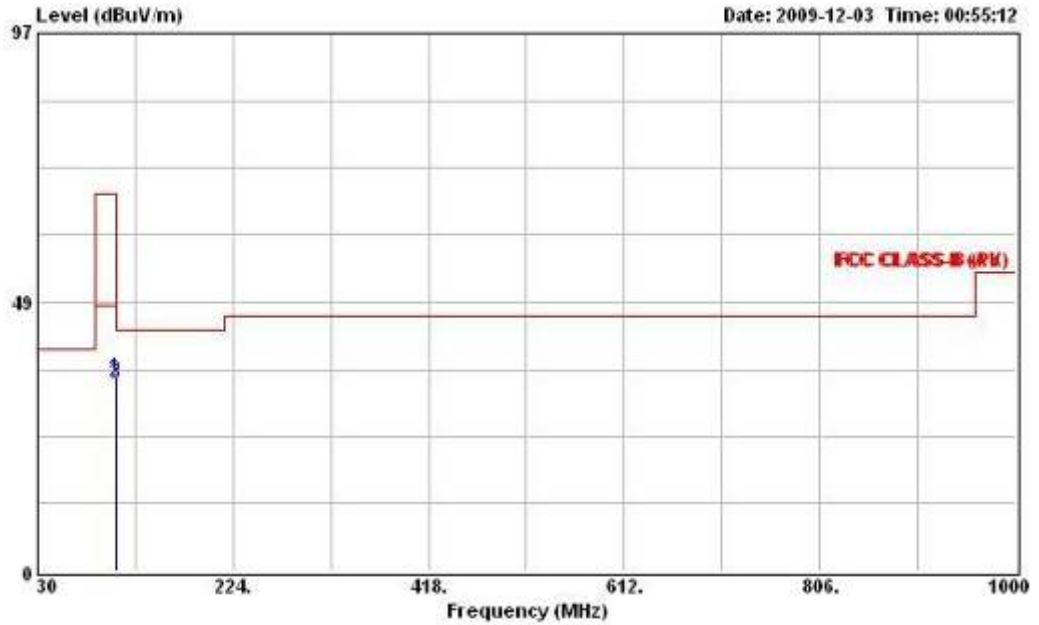
Horizontal



Site : 10CH01-HY
 Condition : FCC CLASS-B (PK) 3m AT-2681 HORIZONTAL
 EUT : Starmate 3
 Power :
 model : FM 107.5M
 Memo : TOYOTA COROLLA
 Memo : 0度

	Freq	Level	Over	Limit	Read	Cable	Probe	Preamp	Remark	Ant	Table
	MHz	dBuV/m	dB	dBuV/m	dBuV	dB	dB	dB		cm	deg
1	107.490	29.57	-38.43	68.00	42.98	2.37	12.28	28.06	Peak	400	---
2	107.490	28.43	-39.57	68.00	41.84	2.37	12.28	28.06	QP	400	---
3	107.490	27.86	-20.14	48.00	41.27	2.37	12.28	28.06	Average	400	---

Vertical

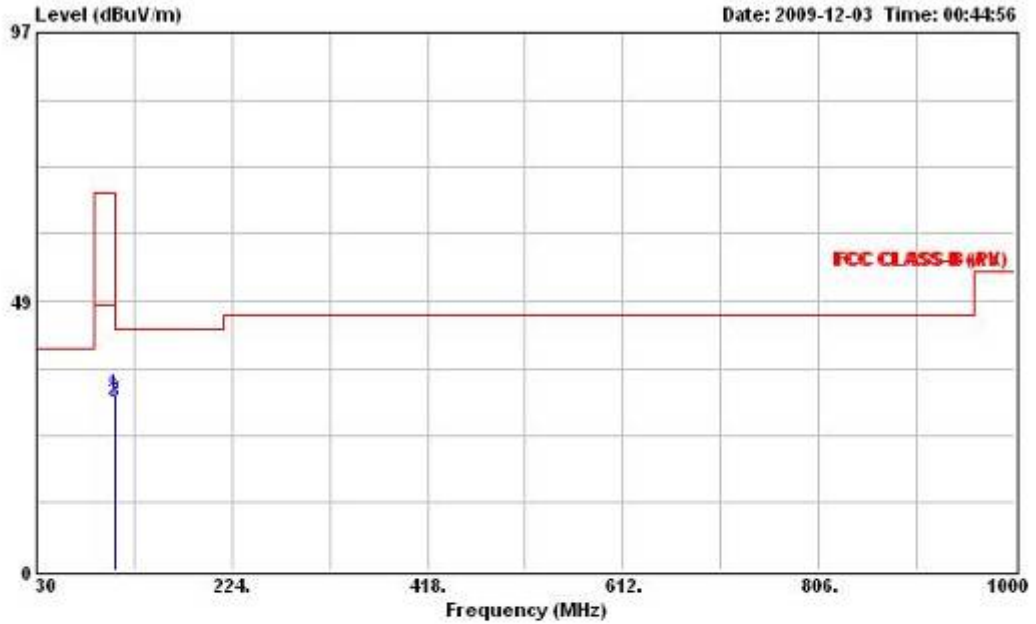


Site : 10CH01-HY
 Condition : FCC CLASS-B (PK) 3m AT-2681 VERTICAL
 EUT : Starmate 3
 Power :
 model : FM 107.5M
 Memo : TOYOTA COROLLA
 Memo : 0度

	Freq	Level	Over	Limit	Read	Cable	Probe	Preamp	Remark	Ant	Table
	MHz	dBuV/m	dB	dBuV/m	dBuV	dB	dB	dB		cm	deg
1	107.480	35.02	-32.98	68.00	48.43	2.37	12.28	28.06	Peak	100	---
2	107.480	34.33	-33.67	68.00	47.74	2.37	12.28	28.06	QP	100	---
3	107.480	33.85	-14.15	48.00	47.26	2.37	12.28	28.06	Average	100	---

Temperature	20°C	Humidity	58%
Configurations	107.5 MHz/ 45° / Mode 2		

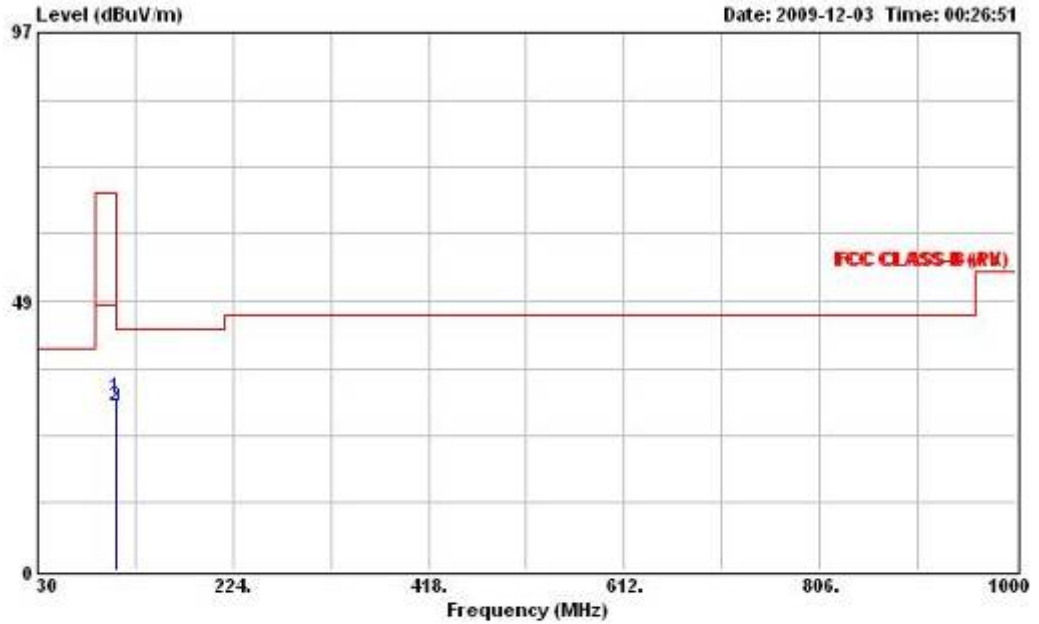
Horizontal



Site : 10CH01-HY
 Condition : FCC CLASS-B (PK) 3m AT-2681 HORIZONTAL
 EUT : Starmate 3
 Power :
 model : FM 107.5M
 Memo : TOYOTA COROLLA
 Memo : 45度

	Freq	Level	Over	Limit	Read	Cable	Probe	Preamp	Remark	Ant	Table
	MHz	dBuV/m	dB	dBuV/m	dBuV	dB	dB	dB		cm	deg
1	107.490	31.93	-36.07	68.00	45.34	2.37	12.28	28.06	Peak	260	---
2	107.490	30.94	-37.06	68.00	44.35	2.37	12.28	28.06	QP	260	---
3	107.490	30.39	-17.61	48.00	43.80	2.37	12.28	28.06	Average	260	---

Vertical

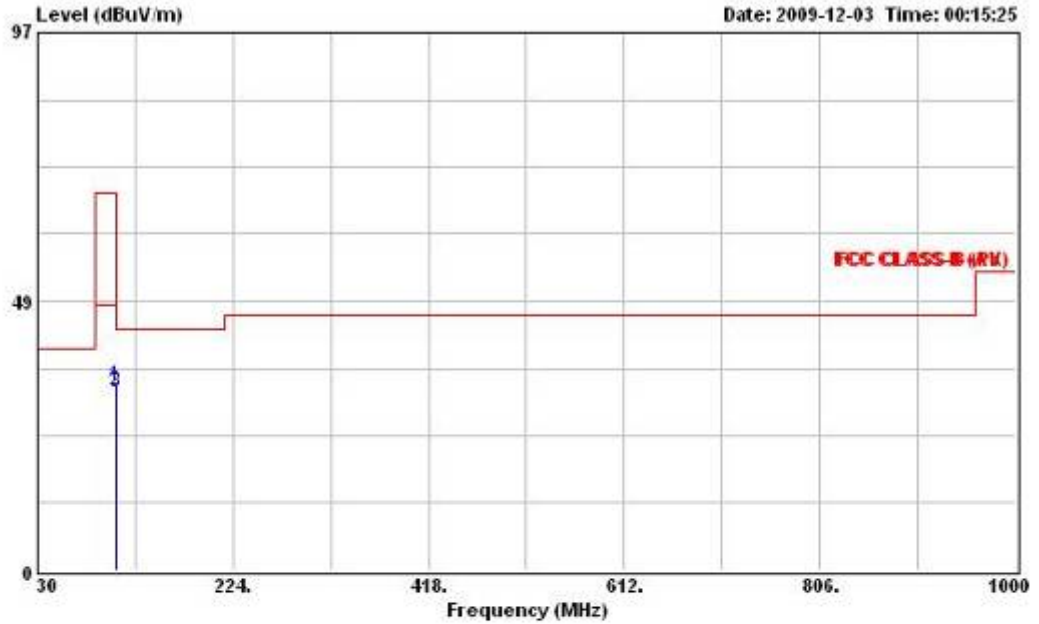


Site : 10CH01-HY
 Condition : FCC CLASS-B (PK) 3m AT-2681 VERTICAL
 EUT : Starmate 3
 Power :
 model : FM107.5M
 Memo : TOYOTA COROLLA
 Memo : 45度

	Freq	Level	Over Limit	Limit Line	Read Level	Cable Loss	Probe Factor	Preamp Factor	Remark	Ant Pos	Table Pos
	MHz	dBuV/m	dB	dBuV/m	dBuV	dB	dB	dB		cm	deg
1	107.480	31.20	-36.80	68.00	44.61	2.37	12.28	28.06	Peak	342	---
2	107.480	29.55	-18.45	48.00	42.96	2.37	12.28	28.06	Average	342	---
3	107.480	29.60	-38.40	68.00	43.01	2.37	12.28	28.06	QP	342	---

Temperature	20°C	Humidity	58%
Configurations	107.5 MHz/ 90° / Mode 2		

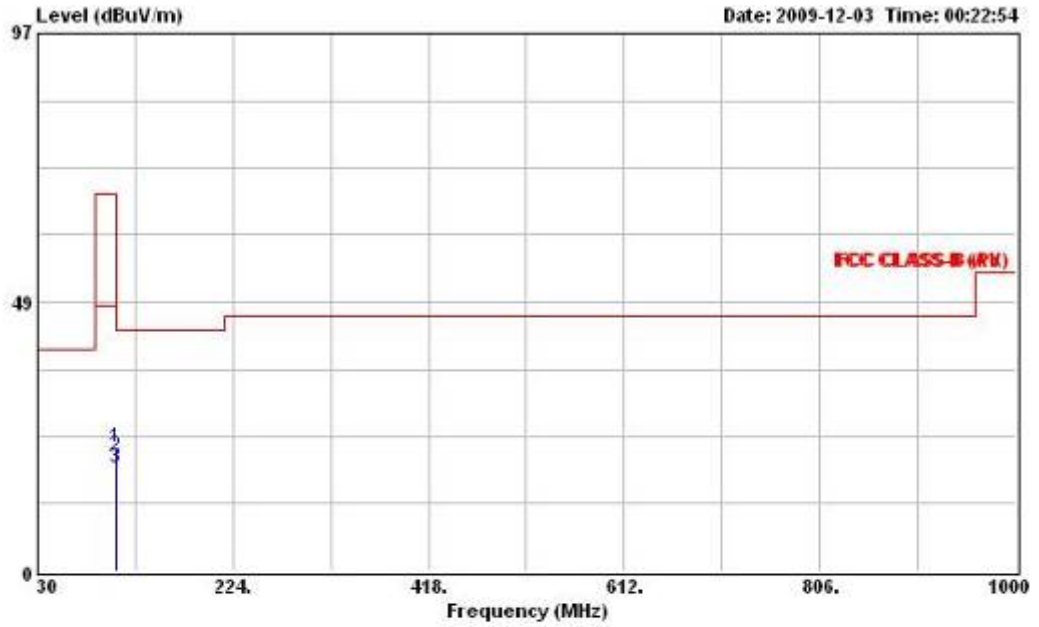
Horizontal



Site : 10CH01-HY
 Condition : FCC CLASS-B (PK) 3m AT-2681 HORIZONTAL
 EUT : Starmate 3
 Power :
 model : FM107.5M
 Memo : TOYOTA COROLLA
 Memo : 90度

	Freq	Level	Over	Limit	Read	Cable	Probe	Preamp	Remark	Ant	Table
	MHz	dBuV/m	Limit	Line	Level	Loss	Factor	Factor		Pos	Pos
			dB	dBuV/m	dBuV	dB	dB	dB		cm	deg
1	107.500	33.38	-34.62	68.00	46.79	2.37	12.28	28.06	Peak	400	---
2	107.500	32.55	-35.45	68.00	45.96	2.37	12.28	28.06	QP	400	---
3	107.500	32.01	-15.99	48.00	45.42	2.37	12.28	28.06	Average	400	---

Vertical

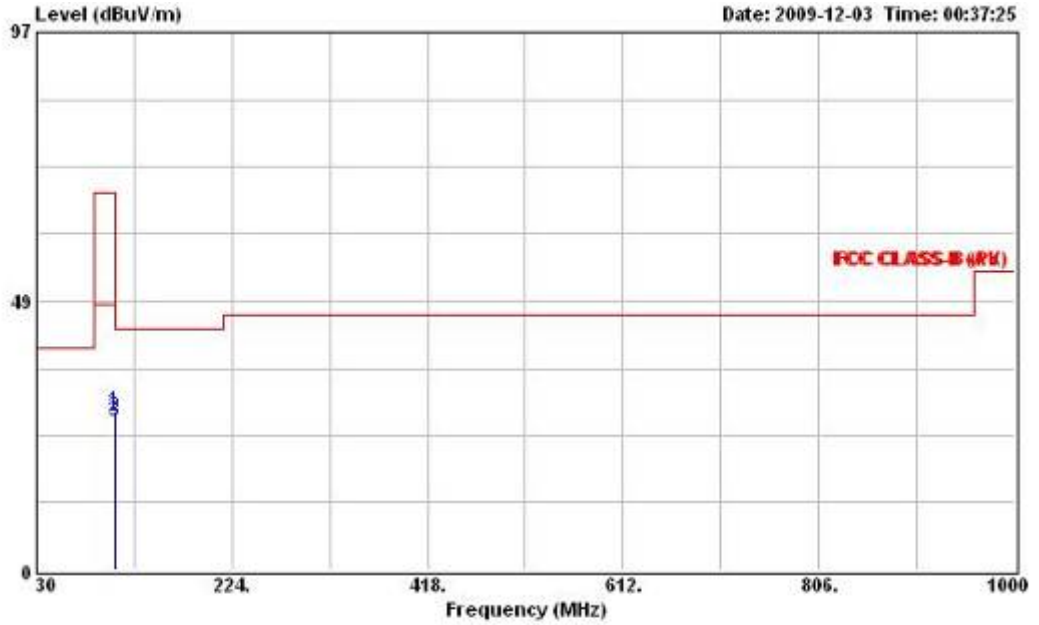


Site : 10CH01-HY
 Condition : FCC CLASS-B (PK) 3m AT-2681 VERTICAL
 EUT : Starmate 3
 Power :
 model : FM 107.5M
 Memo : TOYOTA COROLLA
 Memo : 90度

	Freq	Level	Over	Limit	Read	Cable	Probe	Preamp	Remark	Ant	Table
	MHz	dBuV/m	dB	dBuV/m	dBuV	dB	dB	dB		cm	deg
1	107.480	22.26	-45.74	68.00	35.67	2.37	12.28	28.06	Peak	327	---
2	107.480	20.89	-47.11	68.00	34.30	2.37	12.28	28.06	QP	327	---
3	107.480	18.58	-29.42	48.00	31.99	2.37	12.28	28.06	Average	327	---

Temperature	20°C	Humidity	58%
Configurations	107.5 MHz/ 135° / Mode 2		

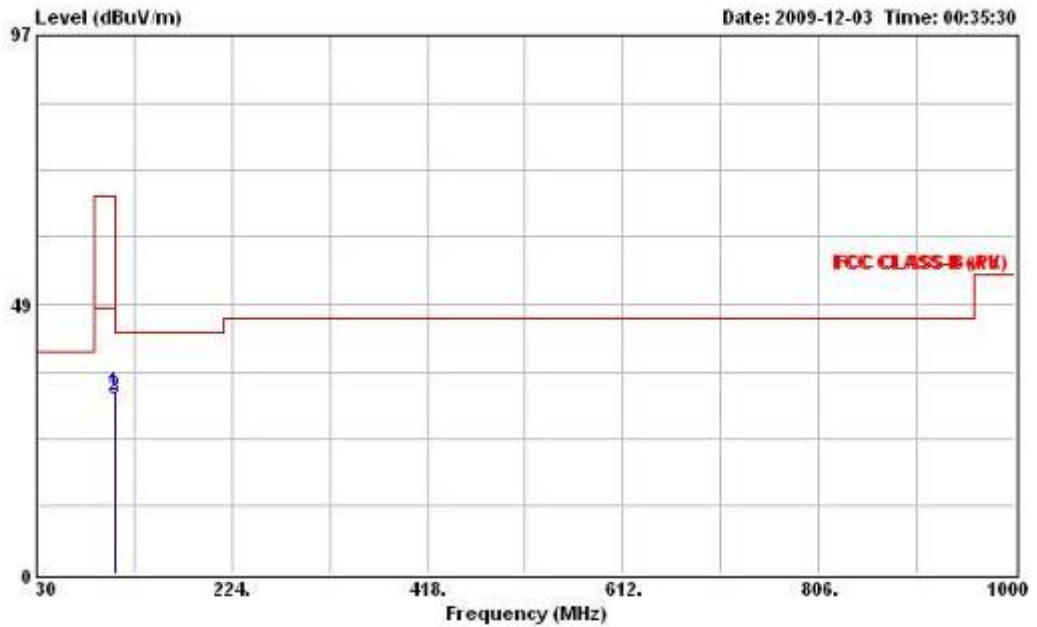
Horizontal



Site : 10CH01-HY
 Condition : FCC CLASS-B (PK) 3m AT-2681 HORIZONTAL
 EUT : Starmate 3
 Power :
 model : FM 107.5M
 Memo : TOYOTA COROLLA
 Memo : 135度

	Freq	Level	Over Limit	Limit Line	Read Level	Cable Loss	Probe Factor	Preamp Factor	Remark	Ant Pos	Table Pos
	MHz	dBuV/m	dB	dBuV/m	dBuV	dB	dB	dB		cm	deg
1	107.480	28.60	-39.40	68.00	42.01	2.37	12.28	28.06	Peak	394	---
2	107.480	27.61	-40.39	68.00	41.02	2.37	12.28	28.06	QP	394	---
3	107.480	26.71	-21.29	48.00	40.12	2.37	12.28	28.06	Average	394	---

Vertical

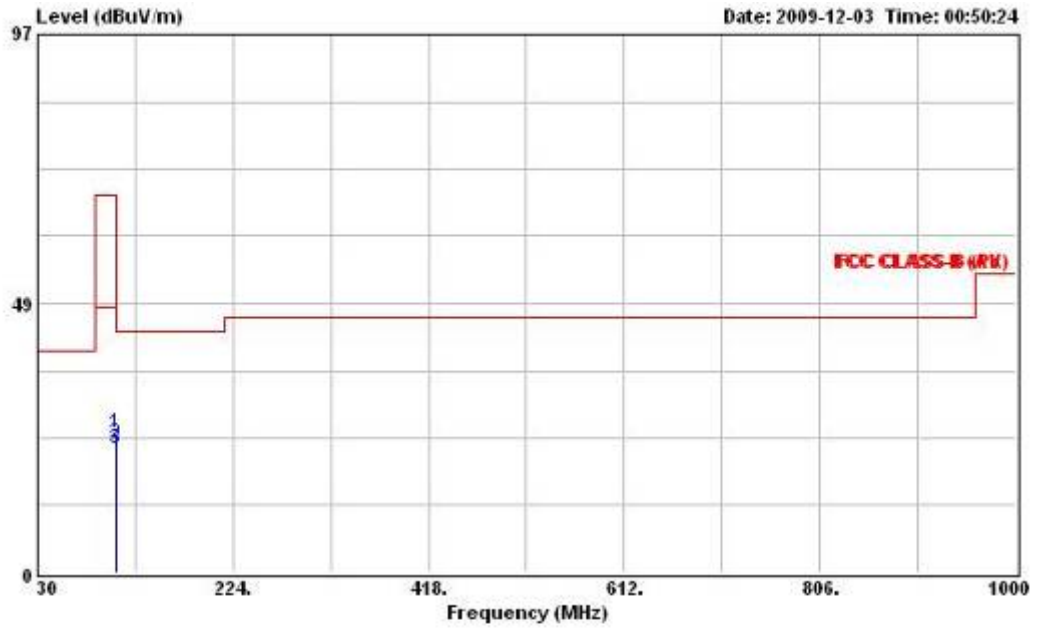


Site : 10CH01-HY
 Condition : FCC CLASS-B (PK) 3m AT-2681 VERTICAL
 EUT : Starmate 3
 Power :
 model : FM107.5M
 Memo : TOYOTA COROLLA
 Memo : 135度

	Freq	Level	Over Limit	Limit Line	Read Level	Cable Loss	Probe Factor	Preamp Factor	Remark	Ant Pos	Table Pos
	MHz	dBuV/m	dB	dBuV/m	dBuV	dB	dB	dB		cm	deg
1	107.480	32.81	-35.19	68.00	46.22	2.37	12.28	28.06	Peak	125	---
2	107.480	31.99	-36.01	68.00	45.40	2.37	12.28	28.06	QP	125	---
3	107.480	31.39	-16.61	48.00	44.80	2.37	12.28	28.06	Average	125	---

Temperature	20°C	Humidity	58%
Configurations	107.5 MHz/ 180° / Mode 2		

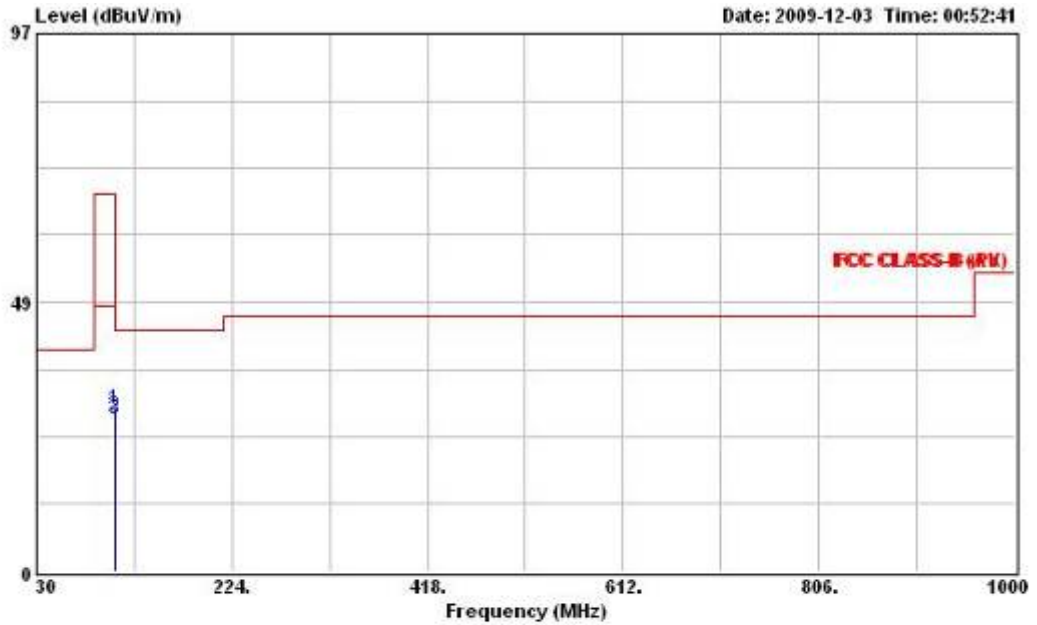
Horizontal



Site : 10CH01-HY
 Condition : FCC CLASS-B (PK) 3m AT-2681 HORIZONTAL
 EUT : Starmate 3
 Power :
 model : FM107.5M
 Memo : TOYOTA COROLLA
 Memo : 180度

	Freq	Level	Over Limit	Limit Line	Read Level	Cable Loss	Probe Factor	Preamp Factor	Remark	Ant Pos	Table Pos
	MHz	dBuV/m	dB	dBuV/m	dBuV	dB	dB	dB		cm	deg
1	107.490	25.29	-42.71	68.00	38.70	2.37	12.28	28.06	Peak	100	---
2	107.490	23.39	-44.61	68.00	36.80	2.37	12.28	28.06	QP	100	---
3	107.490	22.29	-25.71	48.00	35.70	2.37	12.28	28.06	Average	100	---

Vertical



Site : 10CH01-HY
 Condition : FCC CLASS-B (PK) 3m AT-2681 VERTICAL
 EUT : Starmate 3
 Power :
 model : FM107.5M
 Memo : TOYOTA COROLLA
 Memo : 180度

	Freq	Level	Over	Limit	Read	Cable	Probe	Preamp	Remark	Ant	Table
	MHz	dBuV/m	dB	dBuV/m	dBuV	dB	dB	dB		cm	deg
1	107.480	29.14	-38.86	68.00	42.55	2.37	12.28	28.06	Peak	268	---
2	107.480	27.95	-40.05	68.00	41.36	2.37	12.28	28.06	QP	268	---
3	107.480	27.28	-20.72	48.00	40.69	2.37	12.28	28.06	Average	268	---