



RADIO TEST REPORT

FCC ID : NKR-ATTCGW450
Equipment : 5G Residential Gateway
Brand Name : WNC
Model Name : CGW450-400
Applicant : Wistron NeWeb Corp.
20 Park Avenue II, Hsinchu Science Park, Hsinchu 308,
Taiwan, R.O.C
Manufacturer : NEWEB VIET NAM CO., LTD.
Land Lot CN01, Dong Van III Industrial zone, Dong Van
Ward, Duy Tien Town, Ha Nam Province, VietNam
Standard : 47 CFR FCC Part 15.247

The product was received on Aug. 01, 2022, and testing was started from Aug. 04, 2022 and completed on Sep. 19, 2022. We, Sporton International Inc. Hsinchu Laboratory, would like to declare that the tested sample has been evaluated in accordance with the procedures given in ANSI C63.10-2013 and shown compliance with the applicable technical standards.

The test results in this variant report apply exclusively to the tested model / sample. Without written approval of Sporton International Inc. Hsinchu Laboratory, the test report shall not be reproduced except in full.

Approved by: Sam Chen

Sporton International Inc. Hsinchu Laboratory

No.8, Ln. 724, Bo'ai St., Zhubei City, Hsinchu County 302010, Taiwan (R.O.C.)



Table of Contents

History of this test report.....3

Summary of Test Result.....4

1 General Description5

1.1 Information.....5

1.2 Applicable Standards9

1.3 Testing Location Information9

1.4 Measurement Uncertainty10

2 Test Configuration of EUT11

2.1 Test Channel Mode11

2.2 The Worst Case Measurement Configuration12

2.3 EUT Operation during Test13

2.4 Accessories13

2.5 Support Equipment.....14

2.6 Test Setup Diagram16

3 Transmitter Test Result20

3.1 AC Power-line Conducted Emissions20

3.2 DTS Bandwidth22

3.3 Maximum Conducted Output Power23

3.4 Power Spectral Density26

3.5 Emissions in Non-restricted Frequency Bands28

3.6 Emissions in Restricted Frequency Bands.....29

4 Test Equipment and Calibration Data33

Appendix A. Test Results of AC Power-line Conducted Emissions

Appendix B. Test Results of DTS Bandwidth

Appendix C. Test Results of Maximum Conducted Output Power

Appendix D. Test Results of Power Spectral Density

Appendix E. Test Results of Emissions in Non-restricted Frequency Bands

Appendix F. Test Results of Emissions in Restricted Frequency Bands

Appendix G. Test Photos

Photographs of EUT v01



History of this test report

Report No.	Version	Description	Issued Date
FR280117-01AA	01	Initial issue of report	Sep. 21, 2022



Summary of Test Result

Report Clause	Ref Std. Clause	Test Items	Result (PASS/FAIL)	Remark
1.1.2	15.203	Antenna Requirement	PASS	-
3.2	15.207	AC Power-line Conducted Emissions	PASS	-
3.2	15.247(a)	DTS Bandwidth	PASS	-
3.3	15.247(b)	Maximum Conducted Output Power	PASS	-
3.4	15.247(e)	Power Spectral Density	PASS	-
3.5	15.247(d)	Emissions in Non-restricted Frequency Bands	PASS	-
3.6	15.247(d)	Emissions in Restricted Frequency Bands	PASS	-

Note: Reference to Sporton Project No.: 280117.

Declaration of Conformity:

1. The test results with all measurement uncertainty excluded are presented in accordance with the regulation limits or requirements declared by manufacturers. It's means measurement values may risk exceeding the limit of regulation standards, if measurement uncertainty is include in test results.
2. The measurement uncertainty please refer to report "Measurement Uncertainty".

Comments and Explanations:

The declared of product specification for EUT presented in the report are provided by the manufacturer, and the manufacturer takes all the responsibilities for the accuracy of product specification.

Reviewed by: Sam Chen

Report Producer: Penny Kao



1 General Description

1.1 Information

1.1.1 RF General Information

Frequency Range (MHz)	IEEE Std. 802.11	Ch. Frequency (MHz)	Channel Number
2400-2483.5	b, g, n (HT20), VHT20, ax (HEW20)	2412-2462	1-11 [11]
2400-2483.5	n (HT40), VHT40, ax (HEW40)	2422-2452	3-9 [7]

Band	Mode	BWch (MHz)	Nant
2.4-2.4835GHz	802.11b	20	4TX
2.4-2.4835GHz	802.11g	20	4TX
2.4-2.4835GHz	802.11n HT20	20	4TX
2.4-2.4835GHz	802.11n HT20-BF	20	4TX
2.4-2.4835GHz	VHT20	20	4TX
2.4-2.4835GHz	VHT20-BF	20	4TX
2.4-2.4835GHz	802.11ax HEW20	20	4TX
2.4-2.4835GHz	802.11ax HEW20-BF	20	4TX
2.4-2.4835GHz	802.11n HT40	40	4TX
2.4-2.4835GHz	802.11n HT40-BF	40	4TX
2.4-2.4835GHz	VHT40	40	4TX
2.4-2.4835GHz	VHT40-BF	40	4TX
2.4-2.4835GHz	802.11ax HEW40	40	4TX
2.4-2.4835GHz	802.11ax HEW40-BF	40	4TX

Note:

- ♦ 11b mode uses a combination of DSSS-DBPSK, DQPSK, CCK modulation.
- ♦ 11g, HT20 and HT40 use a combination of OFDM-BPSK, QPSK, 16QAM, 64QAM modulation.
- ♦ VHT20, VHT40 use a combination of OFDM-BPSK, QPSK, 16QAM, 64QAM, 256QAM modulation.
- ♦ HEW20, HEW40 use a combination of OFDMA-BPSK, QPSK, 16QAM, 64QAM, 256QAM, 1024QAM modulation.
- ♦ BWch is the nominal channel bandwidth.



1.1.2 Antenna Information

Ant.	Port			Brand	Model Name	Antenna Type	Connector	Modes of Operation
	2.4GHz	5GHz	6GHz					
1	1	1	-	WNC	48XKAC42	Dipole	I-PEX	WLAN 2.4GHz, 5GHz UNII 1~3
2	2	2	-	WNC	48XKAC3F	Dipole	I-PEX	
3	3	3	-	WNC	48XKAC45	Dipole	I-PEX	
4	4	4	-	WNC	48XKAC46	Dipole	I-PEX	
5	-	-	1	WNC	48XKAC3G	Dipole	I-PEX	WLAN 6GHz
6	-	-	2	WNC	48XKAC3G	Dipole	I-PEX	
7	-	-	3	WNC	48XKAC3G	Dipole	I-PEX	
8	-	-	4	WNC	48XKAC3N	Dipole	I-PEX	
9	-	5	-	WNC	48XKAC3H	Dipole	I-PEX	WLAN 5GHz UNII 2C
10	-	-	-	WNC	48XKAC3L	Dipole	I-PEX	WWAN full band
11	-	-	-	WNC	48XKAC3P	Dipole	I-PEX	
12	-	-	-	WNC	48XKAC3R	Dipole	I-PEX	
13	-	-	-	WNC	48XKAC3X	Dipole	I-PEX	WWAN dual band
14	-	-	-	WNC	48XKAC3J	Dipole	I-PEX	
15	-	-	-	WNC	48XKAC3K	Dipole	I-PEX	
16	-	-	-	WNC	48XKAC3Y	Dipole	I-PEX	WWAN single band
17	-	-	-	WNC	48XKAC3Z	Dipole	I-PEX	

Note 1: <WLAN Antenna Gain>

Ant.	Antenna Gain (dBi)								
	2.4GHz	5GHz UNII 1	5GHz UNII 2A	5GHz UNII 2C	5GHz UNII 3	6GHz UNII 5	6GHz UNII 6	6GHz UNII 7	6GHz UNII 8
1	4.48	4.76	4.98	5.04	4.67	-	-	-	-
2	3.97	2.47	3.56	5.02	5.63	-	-	-	-
3	3.69	3.02	3.54	4.16	4.1	-	-	-	-
4	2.02	2.2	3.17	4.01	3.22	-	-	-	-
5	-	-	-	-	-	5.53	5.69	6.01	6.01
6	-	-	-	-	-	4.52	2.62	2.86	3.33
7	-	-	-	-	-	2.55	3.17	3.17	3.73
8	-	-	-	-	-	4.07	3.97	3.97	2.64
9	-	-	-	4.54	-	-	-	-	-

<Directional Gain>

Directional Gain (dBi)					
Item	2.4GHz	5GHz UNII 1	5GHz UNII 2A	5GHz UNII 2C	5GHz UNII 3
4T1S	6.22	5.96	6.11	5.91	6.41

<WWAN Antenna Gain>

Antenna Gain (dBi)								
Freq.	700 MHz	780 MHz	850 MHz	1800 MHz	2100 MHz	2300 MHz	3300 MHz	4200 MHz
10	1.7	2.1	3.8	2.8	2.6	5.6	5.0	2.2
11	2.2	2.8	0.9	3.9	2.4	3.9	4.5	3.4
Freq.	1800 MHz	2100 MHz	2300 MHz	3300 MHz	4200 MHz			
12	4.1	3.2	3.3	2.8	3.1			
13	3.3	4.1	4.2	3.6	3.5			
14	2.8	3.6	2.7	5.2	4.5			
Freq.	3300 MHz				4200 MHz			
15	4.2				3.6			
16	4.2				3.7			
17	3.0				3.0			



Note1: The above information (except Ant.1~4 antenna gain) was declared by manufacturer.

Note2: WLAN 2.4GHz/5GHz directional gain is measured which follows the procedure of KDB 662911 D03.

Note3: For WLAN 2.4GHz function:

For IEEE 802.11 b/g/n/VHT/ax (4TX/4RX):

Port 1, Port 2, Port 3 and Port 4 can be used as transmitting/receiving antenna.

Port 1, Port 2, Port 3 and Port 4 could transmit/receive simultaneously.

For WLAN 5GHz function:

For IEEE 802.11a/n/ac/ax (4TX/5RX that it includes 1RX for UNII 2C):

Port 1, Port 2, Port 3 and Port 4 can be used as transmitting/receiving antenna.

Port 1, Port 2, Port 3, Port 4 and Port 5 could transmit/receive simultaneously.

For WLAN 6GHz function:

For IEEE 802.11ax (4TX/4RX):

Port 1, Port 2, Port 3 and Port 4 can be used as transmitting/receiving antenna.

Port 1, Port 2, Port 3, Port 4 could transmit/receive simultaneously.

1.1.3 Mode Test Duty Cycle

Non-beamforming mode

Mode	DC	DCF(dB)	T(s)	VBW(Hz) ≥ 1/T
802.11b	0.994	0.03	n/a (DC>=0.98)	n/a (DC>=0.98)
802.11g	0.992	0.03	n/a (DC>=0.98)	n/a (DC>=0.98)
802.11ax HEW20	0.992	0.03	n/a (DC>=0.98)	n/a (DC>=0.98)
802.11ax HEW40	0.992	0.03	n/a (DC>=0.98)	n/a (DC>=0.98)

Beamforming mode

Mode	DC	DCF(dB)	T(s)	VBW(Hz) ≥ 1/T
802.11ax HEW20-BF	0.908	0.42	2.926m	1k
802.11ax HEW40-BF	0.956	0.2	4.361m	300

Note:

- ◆ DC is Duty Cycle.
- ◆ DCF is Duty Cycle Factor.

1.1.4 EUT Operational Condition

EUT Power Type	From power adapter			
Beamforming Function	<input checked="" type="checkbox"/> With beamforming	<input type="checkbox"/> Without beamforming	The product has beamforming function for 11n/VHT/ax in 2.4GHz, 11n/ac/ax in 5GHz and ax in 6GHz.	
Function	<input checked="" type="checkbox"/> Point-to-multipoint	<input type="checkbox"/> Point-to-point		
Test Software Version	Mtool_3.2.1.4			

Note: The above information was declared by manufacturer.



1.1.5 Table for Certified WWAN Module Information

Brand Name	Model Name	FCC ID	Bands
WNC	IMQC	NKRIMQC	4G Band (LTE): B2/B5/B12/B14/B30/B66 5G Band (NR): n2/n5/n12/n30/n66/n77(3450~3550MHz)/n77(3700~3980MHz)

Note: The above information was declared by manufacturer.

1.1.6 Table for Permissive Change

This product is an extension of original one reported under Sporton project number: FR280117AA

Below is the table for the change of the product with respect to the original one.

Modifications	Performance Checking
<ol style="list-style-type: none"> Adding UNII 2A and UNII 2C (5250~5350 MHz, 5470~5725 MHz) for this device. Adding 160MHz for this device. 	After evaluating, it doesn't affect the test result of this test report.
<ol style="list-style-type: none"> Adding UNII 5~8 (5925~7125 MHz) for this device. 	<ol style="list-style-type: none"> AC Power-line Conducted Emissions Emissions in Restricted Frequency Bands Below 1GHz
<ol style="list-style-type: none"> Adding beamforming function for this device. Changing the measurement method of Ant.1~4 antenna gain to improve the output power. 	<ol style="list-style-type: none"> DTS Bandwidth Maximum Conducted Output Power Power Spectral Density Emissions in Non-restricted Frequency Bands Emissions in Restricted Frequency Bands Above 1GHz



1.2 Applicable Standards

According to the specifications of the manufacturer, the EUT must comply with the requirements of the following standards:

- ◆ 47 CFR FCC Part 15.247
- ◆ ANSI C63.10-2013

The following reference test guidance is not within the scope of accreditation of TAF.

- ◆ FCC KDB 558074 D01 v05r02
- ◆ FCC KDB 662911 D03 v01
- ◆ FCC KDB 414788 D01 v01r01

1.3 Testing Location Information

Testing Location Information	
Test Lab. : Sporton International Inc. Hsinchu Laboratory	
Hsinchu	ADD: No.8, Ln. 724, Bo'ai St., Zhubei City, Hsinchu County 302010, Taiwan (R.O.C.)
(TAF: 3787)	TEL: 886-3-656-9065 FAX: 886-3-656-9085
	Test site Designation No. TW3787 with FCC.
	Conformity Assessment Body Identifier (CABID) TW3787 with ISED.

Test Condition	Test Site No.	Test Engineer	Test Environment (°C / %)	Test Date
RF Conducted	TH02-CB	Jay Lo	23.1-23.9 / 52-59	Aug. 04, 2022~ Sep. 19, 2022
Radiated Below 1GHz	03CH05-CB	Simon Cheng	23.8~24.9 / 55~58	Sep. 01, 2022~ Sep. 06, 2022
Radiated <Above 1GHz>	03CH02-CB	Stim Sung	25.1~25.7 / 61~64	Aug. 12, 2022~ Sep. 16, 2022
	03CH03-CB		24.9~26.7 / 61~64	
	03CH04-CB		24.6~25.8 / 63~65	
	03CH05-CB		25.4~27.2 / 64~71	
AC Conduction	CO02-CB	Peter Wu	23~24 / 58~59	Sep. 02, 2022



1.4 Measurement Uncertainty

ISO/IEC 17025 requires that an estimate of the measurement uncertainties associated with the emissions test results be included in the report. The measurement uncertainties given below are based on a 95% confidence level (based on a coverage factor (k=2))

Test Items	Uncertainty	Remark
Conducted Emission (150kHz ~ 30MHz)	3.4 dB	Confidence levels of 95%
Radiated Emission (9kHz ~ 30MHz)	3.4 dB	Confidence levels of 95%
Radiated Emission (30MHz ~ 1,000MHz)	5.6 dB	Confidence levels of 95%
Radiated Emission (1GHz ~ 18GHz)	5.2 dB	Confidence levels of 95%
Radiated Emission (18GHz ~ 40GHz)	4.7 dB	Confidence levels of 95%
Conducted Emission	3.2 dB	Confidence levels of 95%
Output Power Measurement	0.8 dB	Confidence levels of 95%
Power Density Measurement	3.2 dB	Confidence levels of 95%
Bandwidth Measurement	2.0 %	Confidence levels of 95%



2 Test Configuration of EUT

2.1 Test Channel Mode

Non-beamforming mode

Mode	Power Setting
802.11b_Nss1,(1Mbps)_4TX	-
2412MHz	98
2437MHz	97
2462MHz	94
802.11g_Nss1,(6Mbps)_4TX	-
2412MHz	97
2437MHz	97
2457MHz	92
2462MHz	79
802.11ax HEW20_Nss1,(MCS0)_4TX	-
2412MHz	96
2437MHz	97
2457MHz	86
2462MHz	74
802.11ax HEW40_Nss1,(MCS0)_4TX	-
2422MHz	96
2437MHz	78
2452MHz	69

Beamforming mode

Mode	Power Setting
802.11ax HEW20-BF_Nss1,(MCS0)_4TX	-
2412MHz	89
2437MHz	98
2457MHz	91
2462MHz	84
802.11ax HEW40-BF_Nss1,(MCS0)_4TX	-
2422MHz	88
2437MHz	76
2452MHz	80

Note: Evaluated HEW20/HEW40 mode only, due to similar modulation.
The power setting of HT20/HT40/VHT20/VHT40 mode are the same or lower than HEW20/HEW40.



2.2 The Worst Case Measurement Configuration

The Worst Case Mode for Following Conformance Tests	
Tests Item	AC power-line conducted emissions
Condition	AC power-line conducted measurement for line and neutral Test Voltage: 120Vac / 60Hz
Operating Mode	Normal Link
1	EUT_WLAN 2.4GHz+5GHz+6GHz+LTE Band2 link
2	EUT_WLAN 2.4GHz+5GHz+6GHz+5G NR n77 link
For operating mode 1 is the worst case and it was record in this test report.	

The Worst Case Mode for Following Conformance Tests	
Tests Item	DTS Bandwidth Maximum Conducted Output Power Power Spectral Density Emissions in Non-restricted Frequency Bands
Test Condition	Conducted measurement at transmit chains

The Worst Case Mode for Following Conformance Tests	
Tests Item	Emissions in Restricted Frequency Bands
Test Condition	Radiated measurement If EUT consist of multiple antenna assembly (multiple antenna are used in EUT regardless of spatial multiplexing MIMO configuration), the radiated test should be performed with highest antenna gain of each antenna type.
Operating Mode < 1GHz	Normal Link
1	EUT in X axis_ WLAN 2.4GHz+5GHz+6GHz+LTE Band2 link
2	EUT in Y axis_ WLAN 2.4GHz+5GHz+6GHz+LTE Band2 link
3	EUT in Z axis_ WLAN 2.4GHz+5GHz+6GHz+LTE Band2 link
Mode 2 has been evaluated to be the worst case among Mode 1~3, thus measurement for Mode 4 will follow this same test mode.	
4	EUT in Y axis_ WLAN 2.4GHz+5GHz+6GHz+5G NR n77 link
For operating mode 2 is the worst case and it was record in this test report.	
Operating Mode > 1GHz	CTX
The EUT was performed at X axis, Y axis and Z axis position, and the worst case was found at X axis. So the measurement will follow this same test configuration.	
1	EUT in X axis



The Worst Case Mode for Following Conformance Tests	
Tests Item	Simultaneous Transmission Analysis - Co-location RF Exposure Evaluation
Operating Mode	
1	WLAN 2.4GHz + WLAN 5GHz + WLAN 6GHz + WWAN
Refer to Sporton Test Report No.: FA280117-01 for Co-location RF Exposure Evaluation.	

2.3 EUT Operation during Test

For CTX Mode

non-beamforming mode:

The EUT was programmed to be in continuously transmitting mode.

beamforming mode:

For Conducted Mode:

The EUT was programmed to be in continuously transmitting mode.

For Radiated Mode:

During the test, the following programs under WIN 7 were executed.

The program was executed as follows:

1. During the test, the EUT operation to normal function.
2. Executed command fixed test channel under Mtool_3.2.1.4.
3. Executed "Lantest.exe" to link with the remote workstation to transmit and receive packet by WLAN module and transmit duty cycle no less than 98%.

For Normal Link Mode:

During the test, the EUT operation to normal function.

2.4 Accessories

Accessories			
Equipment Name	Brand Name	Model Name	Rating
AC Adapter	AT&T	EPS72R0-16	INPUT: 120V~1.8A, 60Hz OUTPUT: 12V, 6A, 72W



2.5 Support Equipment

For AC Conduction:

Support Equipment				
No.	Equipment	Brand Name	Model Name	FCC ID
A	Flash disk3.0	Transcend	JetFlash-700	N/A
B	LAN1 10G PC	DELL	T3400	N/A
C	LAN2 2.5G PC	DELL	T3400	N/A
D	ont port 10G PC	DELL	T3400	N/A
E	Ethernet Switch	QNAP	QSW-2104-2S	N/A
F	LAN2 2.5G NB	DELL	E6430	N/A
G	2.4G NB	DELL	E6430	N/A
H	5G NB	DELL	E6430	N/A
I	6E NB	DELL	E6430	N/A
J	LTE+5G NR Base station	Anritsu	MT8821C	N/A

For Radiated (below 1GHz):

Support Equipment				
No.	Equipment	Brand Name	Model Name	FCC ID
A	LAN1 10G PC	DELL	T3400	N/A
B	LAN2 10G PC	DELL	T3400	N/A
C	10G PC Switch LAN	DELL	T3400	N/A
D	2.4G NB	DELL	E4300	N/A
E	5G NB	DELL	E4300	N/A
F	6E NB	DELL	E4300	N/A
G	5G NR Base Station	Anritsu	MT8000A	N/A
H	SIM Card	Anritsu	N/A	N/A
I	Flash disk3.0	Silicon Power	B06	N/A
J	Switch	QNAP	QSW-2104-2S	N/A



For RF Conducted:

Support Equipment				
No.	Equipment	Brand Name	Model Name	FCC ID
A	Notebook	DELL	E4300	N/A

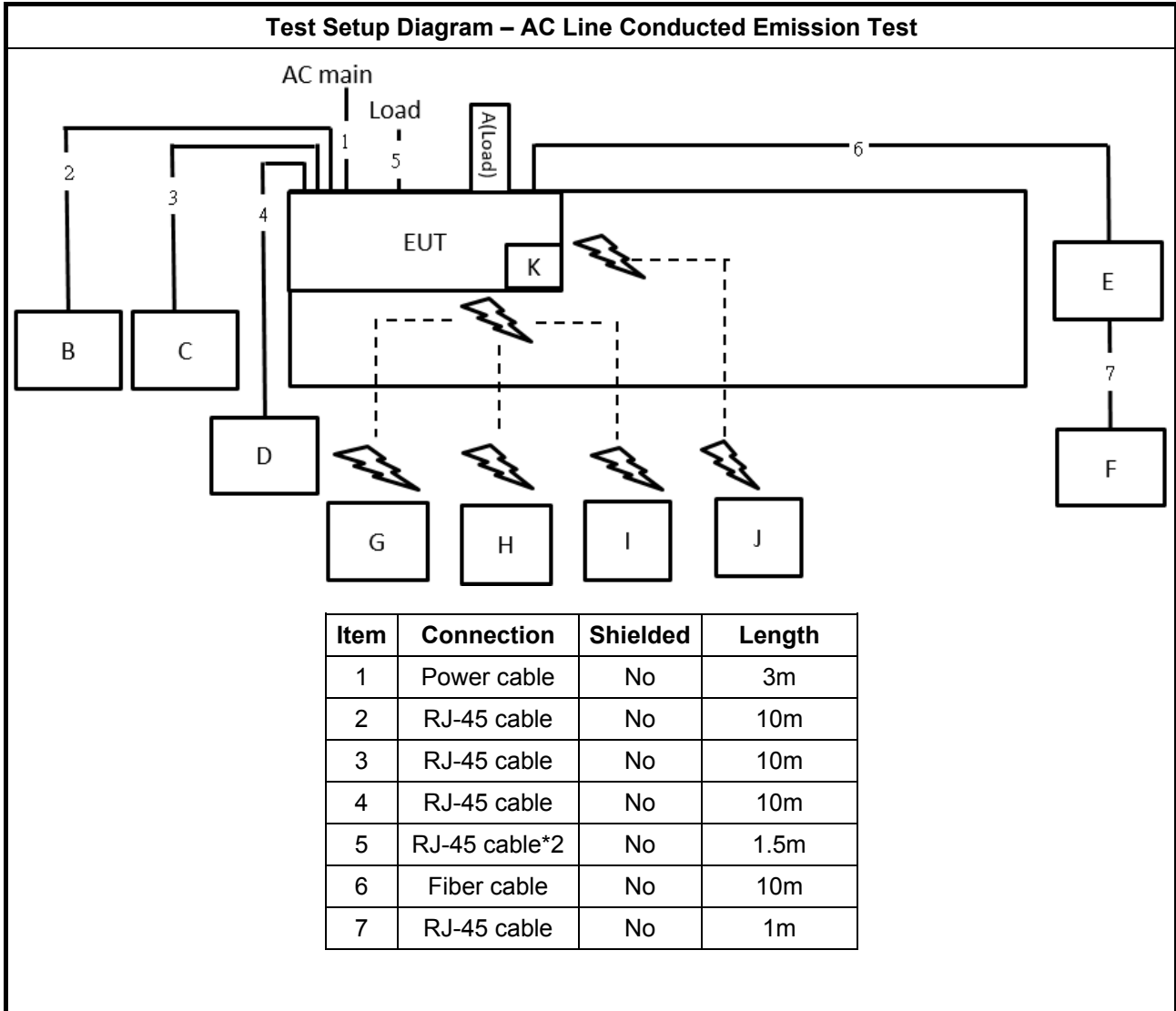
**For Radiated (above 1GHz):
Non-beamforming mode**

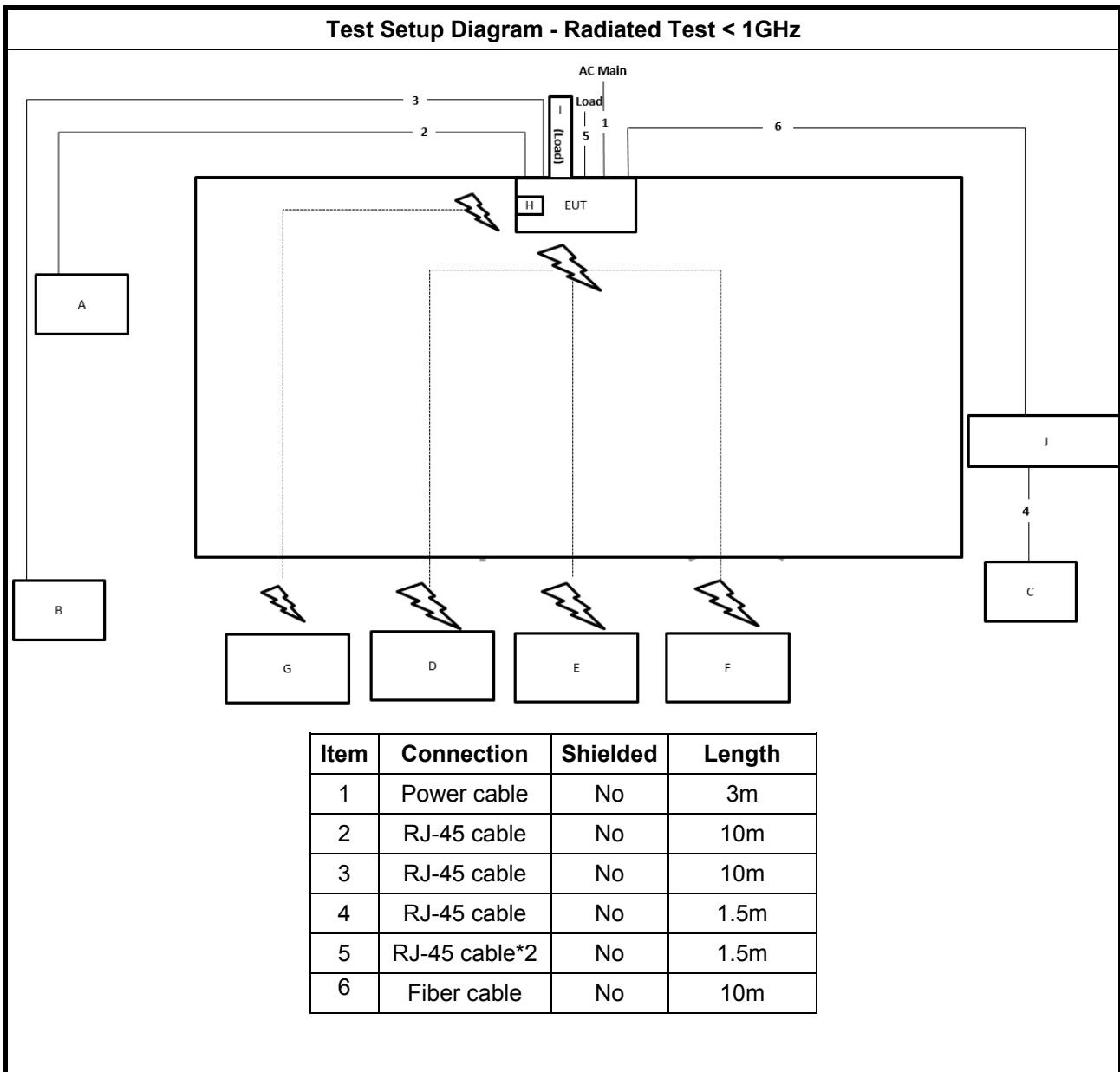
Support Equipment				
No.	Equipment	Brand Name	Model Name	FCC ID
A	Notebook	DELL	E4300	N/A

Beamforming mode

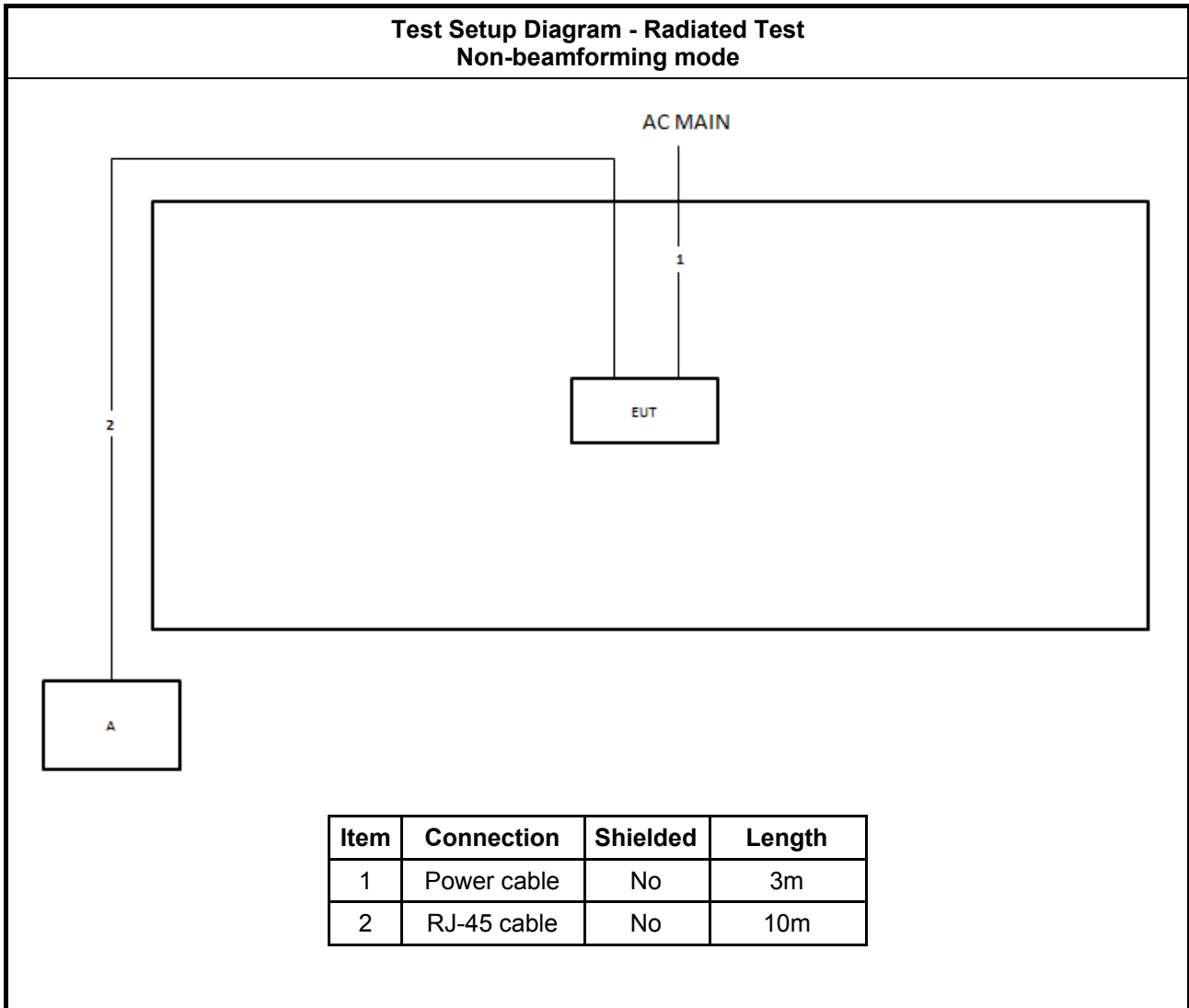
Support Equipment				
No.	Equipment	Brand Name	Model Name	FCC ID
A	Notebook	DELL	E4300	N/A
B	WLAN module	Intel	AX210NGW	PD9AX210NG

2.6 Test Setup Diagram

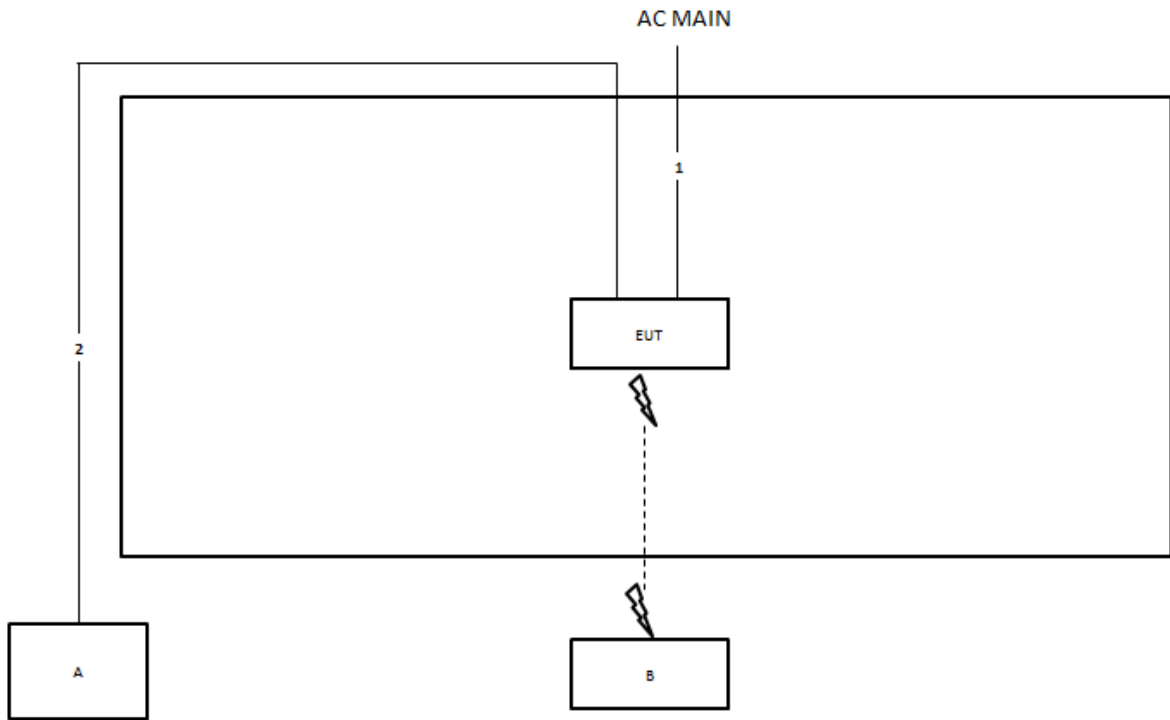




**Test Setup Diagram - Radiated Test
Non-beamforming mode**



**Test Setup Diagram - Radiated Test
Beamforming mode**



Item	Connection	Shielded	Length
1	Power cable	No	3m
2	RJ-45 cable	No	10m



3 Transmitter Test Result

3.1 AC Power-line Conducted Emissions

3.1.1 AC Power-line Conducted Emissions Limit

AC Power-line Conducted Emissions Limit		
Frequency Emission (MHz)	Quasi-Peak	Average
0.15-0.5	66 - 56 *	56 - 46 *
0.5-5	56	46
5-30	60	50

Note 1: * Decreases with the logarithm of the frequency.

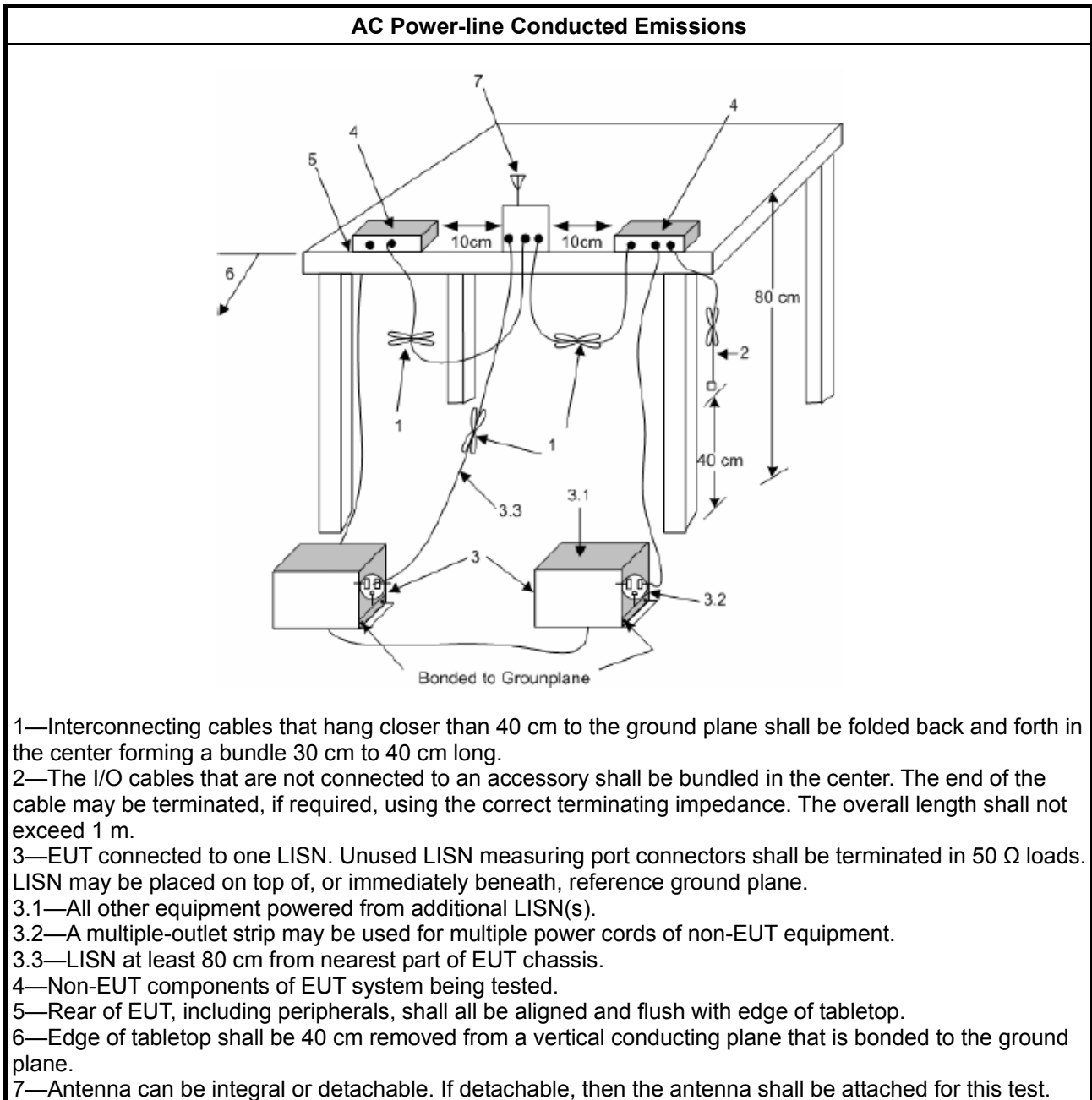
3.1.2 Measuring Instruments

Refer a test equipment and calibration data table in this test report.

3.1.3 Test Procedures

Test Method
<input checked="" type="checkbox"/> Refer as ANSI C63.10-2013, clause 6.2 for AC power-line conducted emissions.

3.1.4 Test Setup



3.1.5 Measurement Results Calculation

The measured Level is calculated using:

- a. Corrected Reading: LISN Factor (LISN) + Attenuator (AT/AUX) + Cable Loss (CL) + Read Level (Raw) = Level
- b. Margin = -Limit + Level

3.1.6 Test Result of AC Power-line Conducted Emissions

Refer as Appendix A

3.2 DTS Bandwidth

3.2.1 6dB Bandwidth Limit

6dB Bandwidth Limit
Systems using digital modulation techniques:
<ul style="list-style-type: none"> ▪ 6 dB bandwidth \geq 500 kHz.

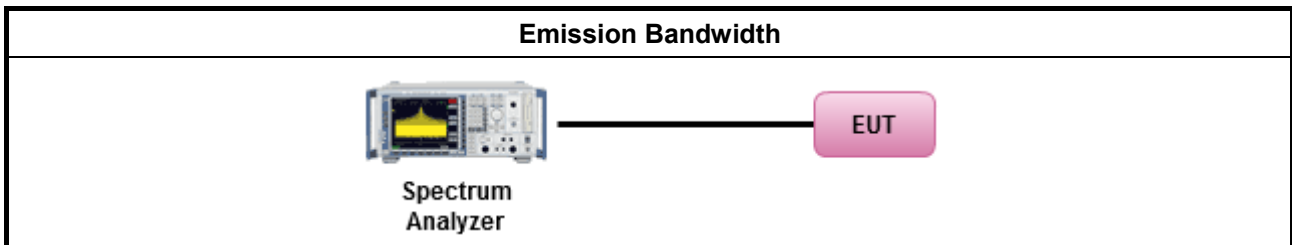
3.2.2 Measuring Instruments

Refer a test equipment and calibration data table in this test report.

3.2.3 Test Procedures

Test Method
<ul style="list-style-type: none"> ▪ For the emission bandwidth shall be measured using one of the options below:
<input checked="" type="checkbox"/> Refer as FCC KDB 558074, clause 8.2 & C63.10 clause 11.8.1 Option 1 for 6 dB bandwidth measurement.
<input type="checkbox"/> Refer as FCC KDB 558074, clause 8.2 & C63.10 clause 11.8.2 Option 2 for 6 dB bandwidth measurement.
<input type="checkbox"/> Refer as ANSI C63.10, clause 6.9.1 for occupied bandwidth testing.

3.2.4 Test Setup



3.2.5 Test Result of Emission Bandwidth

Refer as Appendix B



3.3 Maximum Conducted Output Power

3.3.1 Maximum Conducted Output Power Limit

Maximum Conducted Output Power Limit	
	<ul style="list-style-type: none"> ▪ If $G_{TX} \leq 6$ dBi, then $P_{Out} \leq 30$ dBm (1 W)
	<ul style="list-style-type: none"> ▪ Point-to-multipoint systems (P2M): If $G_{TX} > 6$ dBi, then $P_{Out} = 30 - (G_{TX} - 6)$ dBm
	<ul style="list-style-type: none"> ▪ Point-to-point systems (P2P): If $G_{TX} > 6$ dBi, then $P_{Out} = 30 - (G_{TX} - 6)/3$ dBm
	<ul style="list-style-type: none"> ▪ Smart antenna system (SAS):
	<ul style="list-style-type: none"> - Single beam: If $G_{TX} > 6$ dBi, then $P_{Out} = 30 - (G_{TX} - 6)/3$ dBm
	<ul style="list-style-type: none"> - Overlap beam: If $G_{TX} > 6$ dBi, then $P_{Out} = 30 - (G_{TX} - 6)/3$ dBm
	<ul style="list-style-type: none"> - Aggregate power on all beams: If $G_{TX} > 6$ dBi, then $P_{Out} = 30 - (G_{TX} - 6)/3 + 8$ dB dBm
<p>P_{Out} = maximum peak conducted output power or maximum conducted output power in dBm, G_{TX} = the maximum transmitting antenna directional gain in dBi.</p>	

3.3.2 Measuring Instruments


Refer a test equipment and calibration data table in this test report.



3.3.3 Test Procedures

Test Method	
<ul style="list-style-type: none"> ▪ Maximum Peak Conducted Output Power 	
	<input type="checkbox"/> Refer as FCC KDB 558074, clause 8.3.1.1 & C63.10 clause 11.9.1.1 (RBW ≥ EBW method).
	<input type="checkbox"/> Refer as FCC KDB 558074, clause 8.3.1.3 & C63.10 clause 11.9.1.3 (peak power meter).
<ul style="list-style-type: none"> ▪ Maximum Conducted Output Power 	
[duty cycle ≥ 98% or external video / power trigger]	
	<input type="checkbox"/> Refer as FCC KDB 558074, clause 8.3.2.2 & C63.10 clause 11.9.2.2.2 Method AVGSA-1.
	<input type="checkbox"/> Refer as FCC KDB 558074, clause 8.3.2.2 & C63.10 clause 11.9.2.2.3 Method AVGSA-1A. (alternative)
duty cycle < 98% and average over on/off periods with duty factor	
	<input type="checkbox"/> Refer as FCC KDB 558074, clause 8.3.2.2 & C63.10 clause 11.9.2.2.4 Method AVGSA-2.
	<input type="checkbox"/> Refer as FCC KDB 558074, clause 8.3.2.2 & C63.10 clause 11.9.2.2.5 Method AVGSA-2A (alternative)
	<input type="checkbox"/> Refer as FCC KDB 558074, clause 8.3.2.2 & C63.10 clause 11.9.2.2.6 Method AVGSA-3
	<input type="checkbox"/> Refer as FCC KDB 558074, clause 8.3.2.2 & C63.10 clause 11.9.2.2.7 Method AVGSA-3A (alternative)
Measurement using a power meter (PM)	
	<input type="checkbox"/> Refer as FCC KDB 558074, clause 8.3.2.3 & C63.10 clause 11.9.2.3.1 Method AVGPM (using an RF average power meter).
	<input checked="" type="checkbox"/> Refer as FCC KDB 558074, clause 8.3.2.3 & C63.10 clause 11.9.2.3.2 Method AVGPM-G (using an gate RF average power meter).
<ul style="list-style-type: none"> ▪ For conducted measurement. 	
	<ul style="list-style-type: none"> ▪ If the EUT supports multiple transmit chains using options given below: Refer as FCC KDB 662911, In-band power measurements. Using the measure-and-sum approach, measured all transmit ports individually. Sum the power (in linear power units e.g., mW) of all ports for each individual sample and save them.
	<ul style="list-style-type: none"> ▪ If multiple transmit chains, EIRP calculation could be following as methods: $P_{total} = P_1 + P_2 + \dots + P_n$ (calculated in linear unit [mW] and transfer to log unit [dBm]) $EIRP_{total} = P_{total} + DG$

3.3.4 Test Setup



3.3.5 Test Result of Maximum Conducted Output Power

Refer as Appendix C



3.4 Power Spectral Density

3.4.1 Power Spectral Density Limit

Power Spectral Density Limit
<ul style="list-style-type: none"> Power Spectral Density (PSD) \leq 8 dBm/3kHz

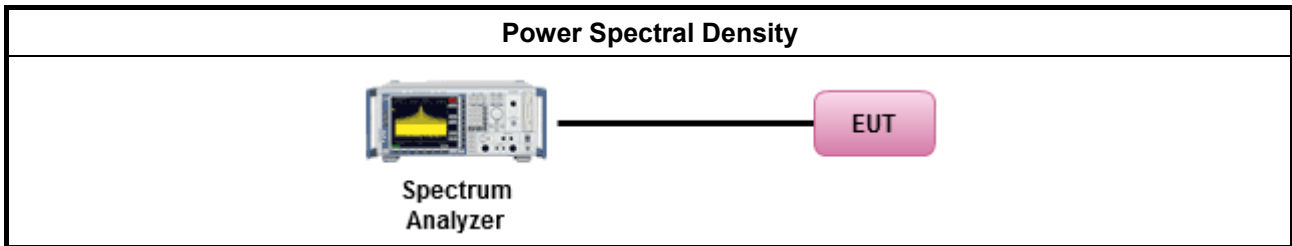
3.4.2 Measuring Instruments

Refer a test equipment and calibration data table in this test report.

3.4.3 Test Procedures

Test Method			
<ul style="list-style-type: none"> Peak power spectral density procedures that the same method as used to determine the conducted output power. If maximum peak conducted output power was measured to demonstrate compliance to the output power limit, then the peak PSD procedure below (Method PKPSD) shall be used. If maximum conducted output power was measured to demonstrate compliance to the output power limit, then one of the average PSD procedures shall be used, as applicable based on the following criteria (the peak PSD procedure is also an acceptable option). 			
<input checked="" type="checkbox"/> Refer as FCC KDB 558074, clause 8.4 & C63.10 clause 11.10 Method Max. PSD.			
<ul style="list-style-type: none"> For conducted measurement. <ul style="list-style-type: none"> If The EUT supports multiple transmit chains using options given below: <table border="1"> <tbody> <tr> <td> <input checked="" type="checkbox"/> Option 1: Measure and sum the spectra across the outputs. Refer as FCC KDB 662911, In-band power spectral density (PSD). Sample all transmit ports simultaneously using a spectrum analyzer for each transmit port. Where the trace bin-by-bin of each transmit port summing can be performed. (i.e., in the first spectral bin of output 1 is summed with that in the first spectral bin of output 2 and that from the first spectral bin of output 3, and so on up to the NTX output to obtain the value for the first frequency bin of the summed spectrum.). Add up the amplitude (power) values for the different transmit chains and use this as the new data trace. </td> </tr> <tr> <td> <input type="checkbox"/> Option 2: Measure and sum spectral maxima across the outputs. With this technique, spectra are measured at each output of the device at the required resolution bandwidth. The maximum value (peak) of each spectrum is determined. These maximum values are then summed mathematically in linear power units across the outputs. These operations shall be performed separately over frequency spans that have different out-of-band or spurious emission limits, </td> </tr> <tr> <td> <input type="checkbox"/> Option 3: Measure and add 10 log(N) dB, where N is the number of transmit chains. Refer as FCC KDB 662911, In-band power spectral density (PSD). Performed at each transmit chains and each transmit chains shall be compared with the limit have been reduced with 10 log(N). Or each transmit chains shall be add 10 log(N) to compared with the limit. </td> </tr> </tbody> </table> 	<input checked="" type="checkbox"/> Option 1: Measure and sum the spectra across the outputs. Refer as FCC KDB 662911, In-band power spectral density (PSD). Sample all transmit ports simultaneously using a spectrum analyzer for each transmit port. Where the trace bin-by-bin of each transmit port summing can be performed. (i.e., in the first spectral bin of output 1 is summed with that in the first spectral bin of output 2 and that from the first spectral bin of output 3, and so on up to the NTX output to obtain the value for the first frequency bin of the summed spectrum.). Add up the amplitude (power) values for the different transmit chains and use this as the new data trace.	<input type="checkbox"/> Option 2: Measure and sum spectral maxima across the outputs. With this technique, spectra are measured at each output of the device at the required resolution bandwidth. The maximum value (peak) of each spectrum is determined. These maximum values are then summed mathematically in linear power units across the outputs. These operations shall be performed separately over frequency spans that have different out-of-band or spurious emission limits,	<input type="checkbox"/> Option 3: Measure and add 10 log(N) dB, where N is the number of transmit chains. Refer as FCC KDB 662911, In-band power spectral density (PSD). Performed at each transmit chains and each transmit chains shall be compared with the limit have been reduced with 10 log(N). Or each transmit chains shall be add 10 log(N) to compared with the limit.
<input checked="" type="checkbox"/> Option 1: Measure and sum the spectra across the outputs. Refer as FCC KDB 662911, In-band power spectral density (PSD). Sample all transmit ports simultaneously using a spectrum analyzer for each transmit port. Where the trace bin-by-bin of each transmit port summing can be performed. (i.e., in the first spectral bin of output 1 is summed with that in the first spectral bin of output 2 and that from the first spectral bin of output 3, and so on up to the NTX output to obtain the value for the first frequency bin of the summed spectrum.). Add up the amplitude (power) values for the different transmit chains and use this as the new data trace.			
<input type="checkbox"/> Option 2: Measure and sum spectral maxima across the outputs. With this technique, spectra are measured at each output of the device at the required resolution bandwidth. The maximum value (peak) of each spectrum is determined. These maximum values are then summed mathematically in linear power units across the outputs. These operations shall be performed separately over frequency spans that have different out-of-band or spurious emission limits,			
<input type="checkbox"/> Option 3: Measure and add 10 log(N) dB, where N is the number of transmit chains. Refer as FCC KDB 662911, In-band power spectral density (PSD). Performed at each transmit chains and each transmit chains shall be compared with the limit have been reduced with 10 log(N). Or each transmit chains shall be add 10 log(N) to compared with the limit.			

3.4.4 Test Setup



3.4.5 Test Result of Power Spectral Density

Refer as Appendix D

3.5 Emissions in Non-restricted Frequency Bands

3.5.1 Emissions in Non-restricted Frequency Bands Limit

Un-restricted Band Emissions Limit	
RF output power procedure	Limit (dBc)
Peak output power procedure	20
Average output power procedure	30

Note 1: If the peak output power procedure is used to measure the fundamental emission power to demonstrate compliance to requirements, then the peak conducted output power measured within any 100 kHz outside the authorized frequency band shall be attenuated by at least 20 dB relative to the maximum measured in-band peak PSD level.

Note 2: If the average output power procedure is used to measure the fundamental emission power to demonstrate compliance to requirements, then the power in any 100 kHz outside of the authorized frequency band shall be attenuated by at least 30 dB relative to the maximum measured in-band average PSD level.

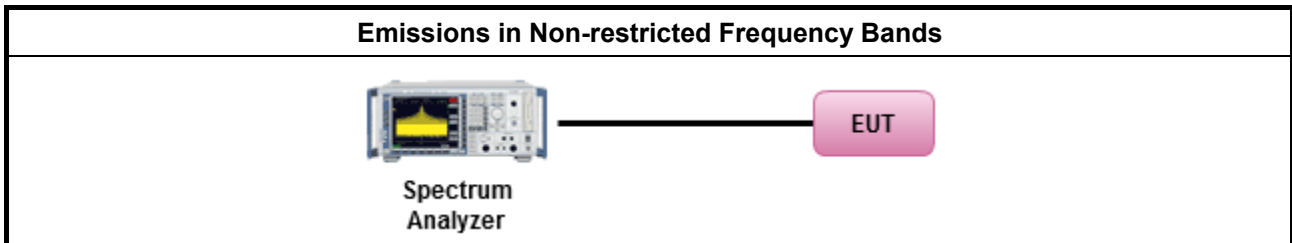
3.5.2 Measuring Instruments

Refer a test equipment and calibration data table in this test report.

3.5.3 Test Procedures

Test Method
<ul style="list-style-type: none"> Refer as FCC KDB 558074, clause 8.5 for unwanted emissions into non-restricted bands.

3.5.4 Test Setup



3.5.5 Test Result of Emissions in Non-restricted Frequency Bands

Refer as Appendix E



3.6 Emissions in Restricted Frequency Bands

3.6.1 Emissions in Restricted Frequency Bands Limit

Restricted Band Emissions Limit			
Frequency Range (MHz)	Field Strength (uV/m)	Field Strength (dBuV/m)	Measure Distance (m)
0.009~0.490	2400/F(kHz)	48.5 - 13.8	300
0.490~1.705	24000/F(kHz)	33.8 - 23	30
1.705~30.0	30	29	30
30~88	100	40	3
88~216	150	43.5	3
216~960	200	46	3
Above 960	500	54	3

Note 1: Test distance for frequencies at or above 30 MHz, measurements may be performed at a distance other than the limit distance provided they are not performed in the near field and the emissions to be measured can be detected by the measurement equipment. When performing measurements at a distance other than that specified, the results shall be extrapolated to the specified distance using an extrapolation factor of 20 dB/decade (inverse of linear distance for field-strength measurements, inverse of linear distance-squared for power-density measurements).

Note 2: Test distance for frequencies at below 30 MHz, measurements may be performed at a distance closer than the EUT limit distance; however, an attempt should be made to avoid making measurements in the near field. When performing measurements below 30 MHz at a closer distance than the limit distance, the results shall be extrapolated to the specified distance by either making measurements at a minimum of two or more distances on at least one radial to determine the proper extrapolation factor or by using the square of an inverse linear distance extrapolation factor (40 dB/decade). The test report shall specify the extrapolation method used to determine compliance of the EUT.

Note 3: Using the distance of 1m during the test for above 18 GHz, and the test value to correct for the distance factor at 3m.

3.6.2 Measuring Instruments

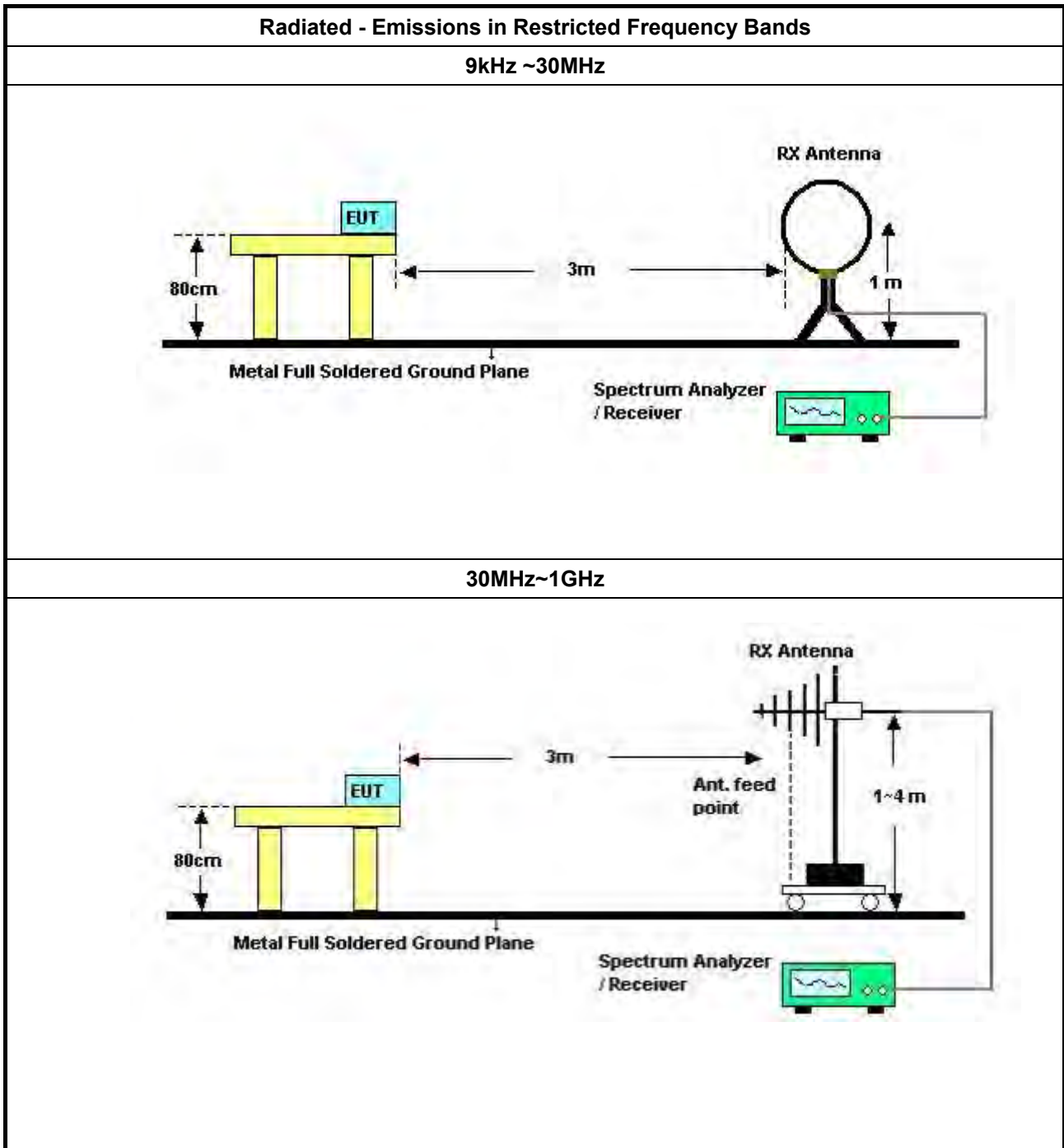
Refer a test equipment and calibration data table in this test report.

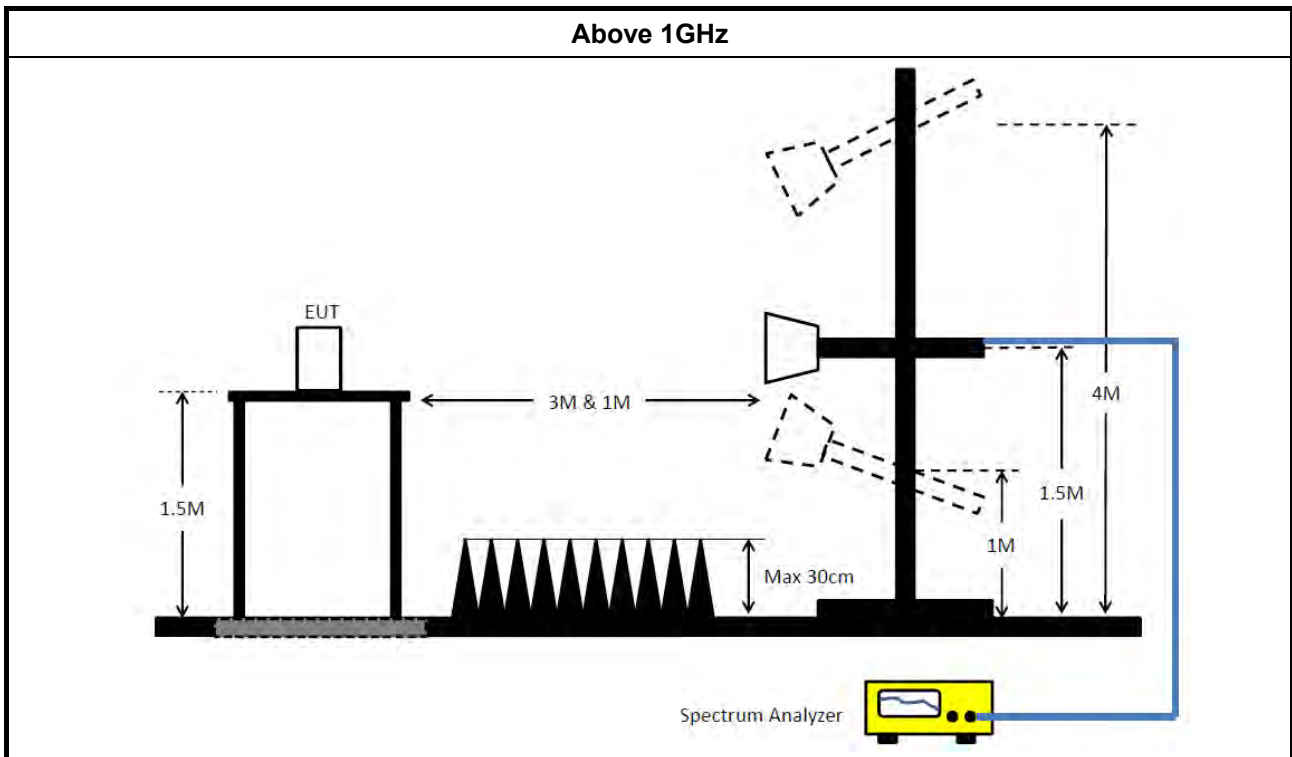


3.6.3 Test Procedures

Test Method	
<ul style="list-style-type: none"> ▪ The average emission levels shall be measured in [duty cycle \geq 98 or duty factor]. 	
<ul style="list-style-type: none"> ▪ Refer as ANSI C63.10, clause 6.10.3 band-edge testing shall be performed at the lowest frequency channel and highest frequency channel within the allowed operating band. 	
<ul style="list-style-type: none"> ▪ For the transmitter unwanted emissions shall be measured using following options below: 	
	<ul style="list-style-type: none"> ▪ Refer as FCC KDB 558074, clause 8.6 for unwanted emissions into restricted bands.
	<input type="checkbox"/> Refer as FCC KDB 558074, clause 8.6 & C63.10 clause 11.12.2.5.1(trace averaging for duty cycle \geq 98%).
	<input type="checkbox"/> Refer as FCC KDB 558074, clause 8.6 & C63.10 clause 11.12.2.5.2(trace averaging + duty factor).
	<input checked="" type="checkbox"/> Refer as FCC KDB 558074, clause 8.6 & C63.10 clause 11.12.2.5.3(Reduced VBW \geq 1/T).
	<input type="checkbox"/> Refer as ANSI C63.10, clause 11.12.2.5.3 (Reduced VBW). VBW \geq 1/T, where T is pulse time.
	<input type="checkbox"/> Refer as ANSI C63.10, clause 7.5 average value of pulsed emissions.
	<input checked="" type="checkbox"/> Refer as FCC KDB 558074, clause 8.6 & C63.10 clause 11.12.2.4 measurement procedure peak limit.
<ul style="list-style-type: none"> ▪ For the transmitter band-edge emissions shall be measured using following options below: 	
	<ul style="list-style-type: none"> ▪ Refer as FCC KDB 558074 clause 8.7 & C63.10 clause 11.13.1, When the performing peak or average radiated measurements, emissions within 2 MHz of the authorized band edge may be measured using the marker-delta method described below.
	<ul style="list-style-type: none"> ▪ Refer as FCC KDB 558074, clause 8.7 (ANSI C63.10, clause 6.10.6) for marker-delta method for band-edge measurements.
	<ul style="list-style-type: none"> ▪ Refer as FCC KDB 558074, clause 8.7 for narrower resolution bandwidth (100kHz) using the band power and summing the spectral levels (i.e., 1 MHz).
	<ul style="list-style-type: none"> ▪ For conducted unwanted emissions into restricted bands (absolute emission limits). Devices with multiple transmit chains using options given below: (1) Measure and sum the spectra across the outputs or (2) Measure and add 10 log(N) dB
	<ul style="list-style-type: none"> ▪ For FCC KDB 662911 The methodology described here may overestimate array gain, thereby resulting in apparent failures to satisfy the out-of-band limits even if the device is actually compliant. In such cases, compliance may be demonstrated by performing radiated tests around the frequencies at which the apparent failures occurred.

3.6.4 Test Setup





3.6.5 Measurement Results Calculation

The measured Level is calculated using:

Corrected Reading: Antenna factor (AF) + Cable loss (CL) + Read level (Raw) - Preamp factor (PA)(if applicable) = Level.

3.6.6 Emissions in Restricted Frequency Bands (Below 30MHz)

There is a comparison data of both open-field test site and alternative test site - semi-Anechoic chamber according to KDB414788 Radiated Test Site, and the result came out very similar.

All amplitude of spurious emissions that are attenuated by more than 20 dB below the permissible value has no need to be reported.

The radiated emissions were investigated from 9 kHz or the lowest frequency generated within the device, up to the 10th harmonic or 40 GHz, whichever is appropriate.

3.6.7 Test Result of Emissions in Restricted Frequency Bands

Refer as Appendix F



4 Test Equipment and Calibration Data

Instrument	Brand	Model No.	Serial No.	Characteristics	Calibration Date	Calibration Due Date	Remark
LISN	Schwarzbeck	NSLK 8127	8127650	9kHz ~ 30MHz	Jan. 07, 2022	Jan. 06, 2023	Conduction (CO02-CB)
LISN	Schwarzbeck	NSLK 8127	8127478	9kHz ~ 30MHz	Dec. 22, 2021	Dec. 21, 2022	Conduction (CO02-CB)
EMI Receiver	Agilent	N9038A	MY52260140	9kHz ~ 8.4GHz	May 06, 2022	May 05, 2023	Conduction (CO02-CB)
COND Cable	Woken	Cable	2	0.15MHz ~ 30MHz	Oct. 19, 2021	Oct. 18, 2022	Conduction (CO02-CB)
Pulse Limiter	Schwarzbeck	VTSD 9561F-N	00378	9kHz ~ 30MHz	Mar. 18, 2022	Mar. 17, 2023	Conduction (CO02-CB)
Software	SPORTON	SENSE	V5.10	-	N.C.R.	N.C.R.	Conduction (CO02-CB)
Loop Antenna	Teseq	HLA 6120	24155	9kHz - 30 MHz	May 14, 2022	May 13, 2023	Radiation (03CH05-CB)
3m Semi Anechoic Chamber NSA	TDK	SAC-3M	03CH05-CB	30 MHz ~ 1 GHz	Aug. 03, 2022	Aug. 02, 2023	Radiation (03CH05-CB)
3m Semi Anechoic Chamber VSWR	TDK	SAC-3M	03CH05-CB	1GHz ~18GHz 3m	Nov. 07, 2021	Nov. 06, 2022	Radiation (03CH05-CB)
Bilog Antenna with 6dB Attenuator	TESEQ & EMCI	CBL 6112D & N-6-06	35236 & AT-N0610	30MHz ~ 2GHz	Mar. 25, 2022	Mar. 24, 2023	Radiation (03CH05-CB)
Horn Antenna	SCHWARZBECK	BBHA9120D	BBHA 9120 D-1291	1GHz~18GHz	Jun. 23, 2022	Jun. 22, 2023	Radiation (03CH05-CB)
Horn Antenna	SCHWARZBECK	BBHA 9170	BBHA9170507	15GHz ~ 40GHz	Jul. 05, 2022	Jul. 04, 2023	Radiation (03CH05-CB)
Pre-Amplifier	EMCI	EMC330N	980331	20MHz ~ 3GHz	Apr. 26, 2022	Apr. 25, 2023	Radiation (03CH05-CB)
Pre-Amplifier	EMCI	EMC12630SE	980287	1GHz – 26.5GHz	Jul. 01, 2022	Jun. 30, 2023	Radiation (03CH05-CB)
Pre-Amplifier	MITEQ	TTA1840-35-H G	1864479	18GHz ~ 40GHz	Jul. 20, 2022	Jul. 19, 2023	Radiation (03CH05-CB)
Spectrum Analyzer	R&S	FSP40	100304	9kHz ~ 40GHz	Mar. 14, 2022	Mar. 13, 2023	Radiation (03CH05-CB)
EMI Test Receiver	R&S	ESCS	826547/017	9kHz ~ 2.75GHz	Jun. 17, 2022	Jun. 16, 2023	Radiation (03CH05-CB)
RF Cable-low	Woken	RG402	Low Cable-04+23	30MHz~1GHz	Oct. 13, 2021	Oct. 12, 2022	Radiation (03CH05-CB)
RF Cable-high	Woken	RG402	High Cable-28	1GHz~18GHz	Oct. 13, 2021	Oct. 12, 2022	Radiation (03CH05-CB)
RF Cable-high	Woken	RG402	High Cable-04+28	1GHz~18GHz	Oct. 13, 2021	Oct. 12, 2022	Radiation (03CH05-CB)
High Cable	Woken	WCA0929M	40G#5+7	1GHz ~ 40 GHz	Dec. 14, 2021	Dec. 13, 2022	Radiation (03CH05-CB)
High Cable	Woken	WCA0929M	40G#5	1GHz ~ 40 GHz	Dec. 08, 2021	Dec. 07, 2022	Radiation (03CH05-CB)
High Cable	Woken	WCA0929M	40G#7	1GHz ~ 40 GHz	Dec. 14, 2021	Dec. 13, 2022	Radiation (03CH05-CB)



Instrument	Brand	Model No.	Serial No.	Characteristics	Calibration Date	Calibration Due Date	Remark
Test Software	SPORTON	SENSE	V5.10	-	N.C.R.	N.C.R.	Radiation (03CH05-CB)
3m Semi Anechoic Chamber VSWR	RIKEN	SAC-3M	03CH02-CB	1GHz ~18GHz	Mar. 26, 2022	Mar. 25, 2023	Radiation (03CH02-CB)
Horn Antenna	EMCO	3115	9610-4976	1GHz ~ 18GHz	Apr. 19, 2022	Apr. 18, 2023	Radiation (03CH02-CB)
Horn Antenna	SCHWARZBECK	BBHA 9170	BBHA9170507	15GHz ~ 40GHz	Jul. 05, 2022	Jul. 04, 2023	Radiation (03CH02-CB)
Pre-Amplifier	Agilent	83017A	MY39501305	1GHz ~ 26.5GHz	Jul. 01, 2022	Jun. 30, 2023	Radiation (03CH02-CB)
Pre-Amplifier	MITEQ	TTA1840-35-H G	1864479	18GHz ~ 40GHz	Jul. 20, 2022	Jul. 19, 2023	Radiation (03CH02-CB)
Spectrum analyzer	R&S	FSU	100015	9kHz~26GHz	Oct. 25, 2021	Oct. 24, 2022	Radiation (03CH02-CB)
RF Cable-high	Woken	RG402	High Cable-18	1GHz ~ 18GHz	Oct. 04, 2021	Oct. 03, 2022	Radiation (03CH02-CB)
RF Cable-high	Woken	RG402	High Cable-18+19	1GHz ~ 18GHz	Oct. 04, 2021	Oct. 03, 2022	Radiation (03CH02-CB)
High Cable	Woken	WCA0929M	40G#5+7	1GHz ~ 40 GHz	Dec. 14, 2021	Dec. 13, 2022	Radiation (03CH02-CB)
High Cable	Woken	WCA0929M	40G#5	1GHz ~ 40 GHz	Dec. 08, 2021	Dec. 07, 2022	Radiation (03CH02-CB)
High Cable	Woken	WCA0929M	40G#7	1GHz ~ 40 GHz	Dec. 14, 2021	Dec. 13, 2022	Radiation (03CH02-CB)
Test Software	SPORTON	SENSE	V5.10	-	N.C.R.	N.C.R.	Radiation (03CH02-CB)
3m Semi Anechoic Chamber VSWR	TDK	SAC-3M	03CH03-CB	1GHz ~18GHz 3m	May 05, 2022	May 04, 2023	Radiation (03CH03-CB)
Horn Antenna	ETS · Lindgren	3115	6821	750MHz~18GHz	Jan. 21, 2022	Jan. 20, 2023	Radiation (03CH03-CB)
Horn Antenna	SCHWARZBECK	BBHA 9170	BBHA9170507	15GHz ~ 40GHz	Jul. 05, 2022	Jul. 04, 2023	Radiation (03CH03-CB)
Pre-Amplifier	Agilent	8449B	3008A02097	1GHz ~ 26.5GHz	Jul. 01, 2022	Jun. 30, 2023	Radiation (03CH03-CB)
Pre-Amplifier	MITEQ	TTA1840-35-H G	1864479	18GHz ~ 40GHz	Jul. 20, 2022	Jul. 19, 2023	Radiation (03CH03-CB)
Spectrum Analyzer	R&S	FSP40	100019	9kHz ~ 40GHz	Jun. 10, 2022	Jun. 09, 2023	Radiation (03CH03-CB)
RF Cable-high	Woken	RG402	High Cable-20+29	1GHz ~ 18GHz	Oct. 04, 2021	Oct. 03, 2022	Radiation (03CH03-CB)
RF Cable-high	Woken	RG402	High Cable-29	1GHz ~ 18GHz	Oct. 04, 2021	Oct. 03, 2022	Radiation (03CH03-CB)
High Cable	Woken	WCA0929M	40G#5+7	1GHz ~ 40 GHz	Dec. 14, 2021	Dec. 13, 2022	Radiation (03CH03-CB)
High Cable	Woken	WCA0929M	40G#5	1GHz ~ 40 GHz	Dec. 08, 2021	Dec. 07, 2022	Radiation (03CH03-CB)
High Cable	Woken	WCA0929M	40G#7	1GHz ~ 40 GHz	Dec. 14, 2021	Dec. 13, 2022	Radiation (03CH03-CB)



Instrument	Brand	Model No.	Serial No.	Characteristics	Calibration Date	Calibration Due Date	Remark
Test Software	SPORTON	SENSE	V5.10	-	N.C.R.	N.C.R.	Radiation (03CH03-CB)
3m Semi Anechoic Chamber VSWR	TDK	SAC-3M	03CH04-CB	1GHz ~18GHz 3m	Feb. 24, 2022	Feb. 23, 2023	Radiation (03CH04-CB)
Horn Antenna	ETS · Lindgren	3115	00143147	750MHz~18GHz	Oct. 25, 2021	Oct. 24, 2022	Radiation (03CH04-CB)
Horn Antenna	SCHWARZBECK	BBHA 9170	BBHA9170507	15GHz ~ 40GHz	Jul. 05, 2022	Jul. 04, 2023	Radiation (03CH04-CB)
Pre-Amplifier	Agilent	83017A	MY53270063	0.5GHz ~ 26.5GHz	Jul. 01, 2022	Jun. 30, 2023	Radiation (03CH04-CB)
Pre-Amplifier	MITEQ	TTA1840-35-H G	1864479	18GHz ~ 40GHz	Jul. 20, 2022	Jul. 19, 2023	Radiation (03CH04-CB)
Spectrum Analyzer	R&S	FSP40	100142	9kHz~40GHz	Mar. 28, 2022	Mar. 27, 2023	Radiation (03CH04-CB)
RF Cable-high	Woken	RG402	High Cable-21	1GHz - 18GHz	Oct. 04, 2021	Oct. 03, 2022	Radiation (03CH04-CB)
RF Cable-high	Woken	RG402	High Cable-21+67	1GHz - 18GHz	Oct. 04, 2021	Oct. 03, 2022	Radiation (03CH04-CB)
High Cable	Woken	WCA0929M	40G#5+7	1GHz ~ 40 GHz	Dec. 14, 2021	Dec. 13, 2022	Radiation (03CH04-CB)
High Cable	Woken	WCA0929M	40G#5	1GHz ~ 40 GHz	Dec. 08, 2021	Dec. 07, 2022	Radiation (03CH04-CB)
High Cable	Woken	WCA0929M	40G#7	1GHz ~ 40 GHz	Dec. 14, 2021	Dec. 13, 2022	Radiation (03CH04-CB)
Test Software	SPORTON	SENSE	V5.10	-	N.C.R.	N.C.R.	Radiation (03CH04-CB)
Signal Analyzer	R&S	FSV40	101904	9kHz ~ 40GHz	Apr. 26, 2022	Apr. 25, 2023	Conducted (TH02-CB)
Power Sensor	Anritsu	MA2411B	1126203	300MHz~40GHz	Oct. 25, 2021	Oct. 24, 2022	Conducted (TH02-CB)
Power Meter	Anritsu	ML2495A	1210004	300MHz~40GHz	Oct. 25, 2021	Oct. 24, 2022	Conducted (TH02-CB)
RF Cable-high	Woken	RG402	High Cable-01	1 GHz – 18 GHz	Oct. 04, 2021	Oct. 03, 2022	Conducted (TH02-CB)
RF Cable-high	Woken	RG402	High Cable-02	1 GHz – 18 GHz	Oct. 04, 2021	Oct. 03, 2022	Conducted (TH02-CB)
RF Cable-high	Woken	RG402	High Cable-03	1 GHz – 18 GHz	Oct. 04, 2021	Oct. 03, 2022	Conducted (TH02-CB)
RF Cable-high	Woken	RG402	High Cable-04	1 GHz – 18 GHz	Oct. 04, 2021	Oct. 03, 2022	Conducted (TH02-CB)
RF Cable-high	Woken	RG402	High Cable-05	1 GHz – 18 GHz	Oct. 04, 2021	Oct. 03, 2022	Conducted (TH02-CB)
Switch	SPTCB	SP-SWI	SWI-03	1 GHz –26.5 GHz	Dec. 13, 2021	Dec. 12, 2022	Conducted (TH02-CB)
RF Cable-high	Woken	RG402	SWI-03-P1	1 GHz –26.5 GHz	Dec. 13, 2021	Dec. 12, 2022	Conducted (TH02-CB)
RF Cable-high	Woken	RG402	SWI-03-P2	1 GHz –26.5 GHz	Dec. 13, 2021	Dec. 12, 2022	Conducted (TH02-CB)



Instrument	Brand	Model No.	Serial No.	Characteristics	Calibration Date	Calibration Due Date	Remark
RF Cable-high	Woken	RG402	SWI-03-P3	1 GHz –26.5 GHz	Dec. 13, 2021	Dec. 12, 2022	Conducted (TH02-CB)
RF Cable-high	Woken	RG402	SWI-03-P4	1 GHz –26.5 GHz	Dec. 13, 2021	Dec. 12, 2022	Conducted (TH02-CB)
RF Cable-high	Woken	RG402	SWI-03-P5	1 GHz –26.5 GHz	Dec. 13, 2021	Dec. 12, 2022	Conducted (TH02-CB)
Test Software	SPORTON	SENSE	V5.10	-	N.C.R.	N.C.R.	Conducted (TH02-CB)

Note: Calibration Interval of instruments listed above is one year.

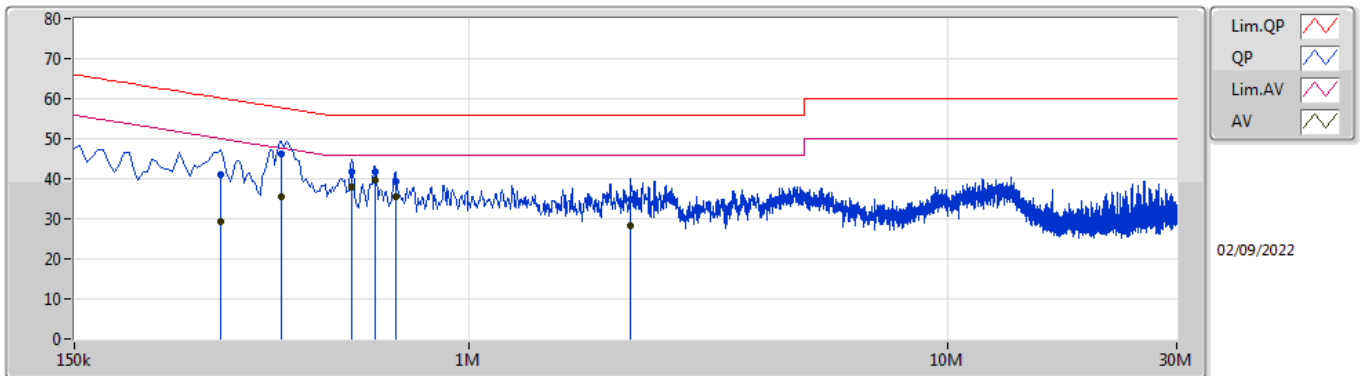
NCR means Non-Calibration required.



Summary

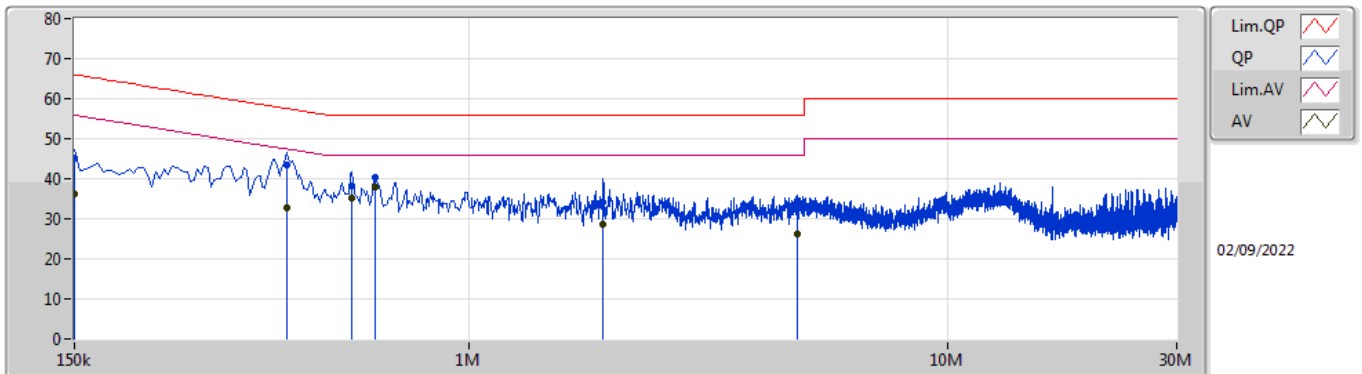
Mode	Result	Type	Freq (Hz)	Level (dBuV)	Limit (dBuV)	Margin (dB)	Condition
Mode 1	Pass	AV	636k	39.49	46.00	-6.51	Line

Mode 1



Type	Freq (Hz)	Level (dBuV)	Limit (dBuV)	Margin (dB)	Factor (dB)	Condition	Comment	Raw (dBuV)	LISN (dB)	CL (dB)	AT (dB)
QP	303k	41.07	60.17	-19.10	10.23	Line	-	30.84	0.12	0.02	10.09
AV	303k	29.19	50.17	-20.98	10.23	Line	-	18.96	0.12	0.02	10.09
QP	406.5k	46.11	57.72	-11.61	10.25	Line	-	35.86	0.12	0.02	10.11
AV	406.5k	35.41	47.72	-12.31	10.25	Line	-	25.16	0.12	0.02	10.11
QP	568.5k	41.74	56.00	-14.26	10.27	Line	-	31.47	0.13	0.02	10.12
AV	568.5k	38.09	46.00	-7.91	10.27	Line	-	27.82	0.13	0.02	10.12
QP	636k	41.74	56.00	-14.26	10.28	Line	-	31.46	0.13	0.02	10.13
AV	636k	39.49	46.00	-6.51	10.28	Line	"Worst"	29.21	0.13	0.02	10.13
QP	703.5k	39.41	56.00	-16.59	10.28	Line	-	29.13	0.13	0.02	10.13
AV	703.5k	35.65	46.00	-10.35	10.28	Line	-	25.37	0.13	0.02	10.13
QP	2.175M	34.70	56.00	-21.30	10.38	Line	-	24.32	0.18	0.05	10.15
AV	2.175M	28.39	46.00	-17.61	10.38	Line	-	18.01	0.18	0.05	10.15

Mode 1



Type	Freq (Hz)	Level (dBuV)	Limit (dBuV)	Margin (dB)	Factor (dB)	Condition	Comment	Raw (dBuV)	LISN (dB)	CL (dB)	AT (dB)
QP	150k	45.20	66.00	-20.80	10.29	Neutral	-	34.91	0.16	0.02	10.11
AV	150k	36.34	56.00	-19.66	10.29	Neutral	-	26.05	0.16	0.02	10.11
QP	415.5k	43.35	57.53	-14.18	10.29	Neutral	-	33.06	0.16	0.02	10.11
AV	415.5k	32.83	47.53	-14.70	10.29	Neutral	-	22.54	0.16	0.02	10.11
QP	568.5k	38.38	56.00	-17.62	10.30	Neutral	-	28.08	0.16	0.02	10.12
AV	568.5k	35.14	46.00	-10.86	10.30	Neutral	-	24.84	0.16	0.02	10.12
QP	636k	40.50	56.00	-15.50	10.32	Neutral	-	30.18	0.17	0.02	10.13
AV	636k	37.94	46.00	-8.06	10.32	Neutral	"Worst"	27.62	0.17	0.02	10.13
QP	1.905M	34.14	56.00	-21.86	10.39	Neutral	-	23.75	0.19	0.05	10.15
AV	1.905M	28.68	46.00	-17.32	10.39	Neutral	-	18.29	0.19	0.05	10.15
QP	4.848M	32.36	56.00	-23.64	10.49	Neutral	-	21.87	0.23	0.07	10.19
AV	4.848M	26.12	46.00	-19.88	10.49	Neutral	-	15.63	0.23	0.07	10.19



Summary

Mode	Max-N dB (Hz)	Max-OBW (Hz)	ITU-Code	Min-N dB (Hz)	Min-OBW (Hz)
2.4-2.4835GHz	-	-	-	-	-
802.11b_Nss1,(1Mbps)_4TX	7.55M	10.37M	10M4G1D	6.55M	10.195M
802.11g_Nss1,(6Mbps)_4TX	16.35M	17.041M	17M0D1D	16.3M	16.853M
802.11ax HEW20_Nss1,(MCS0)_4TX	18.975M	19.09M	19M1D1D	18.7M	19.04M
802.11ax HEW40_Nss1,(MCS0)_4TX	37.85M	38.031M	38M0D1D	36.85M	37.831M

Max-N dB = Maximum 6dB down bandwidth; Max-OBW = Maximum 99% occupied bandwidth;
Min-N dB = Minimum 6dB down bandwidth; Min-OBW = Minimum 99% occupied bandwidth

Result

Mode	Result	Limit (Hz)	Port 1-N dB (Hz)	Port 1-OBW (Hz)	Port 2-N dB (Hz)	Port 2-OBW (Hz)	Port 3-N dB (Hz)	Port 3-OBW (Hz)	Port 4-N dB (Hz)	Port 4-OBW (Hz)
802.11b_Nss1,(1Mbps)_4TX	-	-	-	-	-	-	-	-	-	-
2412MHz	Pass	500k	7.025M	10.32M	7.05M	10.245M	7.025M	10.27M	7.55M	10.195M
2437MHz	Pass	500k	7.025M	10.32M	7.025M	10.32M	7.05M	10.295M	7.075M	10.295M
2462MHz	Pass	500k	7.05M	10.22M	7.05M	10.345M	6.55M	10.37M	7.025M	10.27M
802.11g_Nss1,(6Mbps)_4TX	-	-	-	-	-	-	-	-	-	-
2412MHz	Pass	500k	16.3M	16.992M	16.325M	16.892M	16.325M	16.942M	16.3M	16.917M
2437MHz	Pass	500k	16.325M	16.853M	16.35M	16.883M	16.3M	16.871M	16.325M	16.863M
2462MHz	Pass	500k	16.35M	16.942M	16.325M	16.917M	16.325M	17.041M	16.3M	16.917M
802.11ax HEW20_Nss1,(MCS0)_4TX	-	-	-	-	-	-	-	-	-	-
2412MHz	Pass	500k	18.725M	19.09M	18.775M	19.04M	18.85M	19.04M	18.7M	19.065M
2437MHz	Pass	500k	18.975M	19.04M	18.925M	19.065M	18.825M	19.065M	18.725M	19.065M
2462MHz	Pass	500k	18.75M	19.065M	18.825M	19.04M	18.9M	19.09M	18.725M	19.065M
802.11ax HEW40_Nss1,(MCS0)_4TX	-	-	-	-	-	-	-	-	-	-
2422MHz	Pass	500k	37.55M	37.881M	37.55M	37.831M	37.4M	38.031M	37.55M	37.931M
2437MHz	Pass	500k	37.7M	37.881M	37.7M	37.981M	37.85M	37.881M	37.55M	37.831M
2452MHz	Pass	500k	37.85M	38.031M	36.85M	37.981M	37.65M	37.981M	37.6M	37.981M

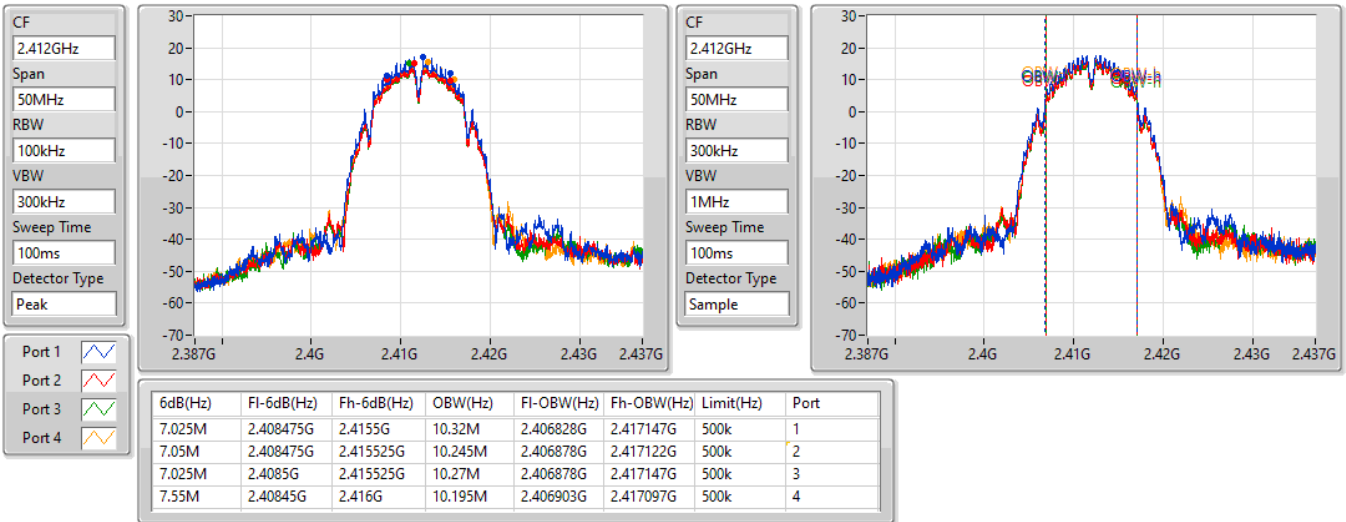
Port X-N dB = Port X 6dB down bandwidth;
Port X-OBW = Port X 99% occupied bandwidth

802.11b_Nss1,(1Mbps)_4TX

EBW

2412MHz

04/08/2022

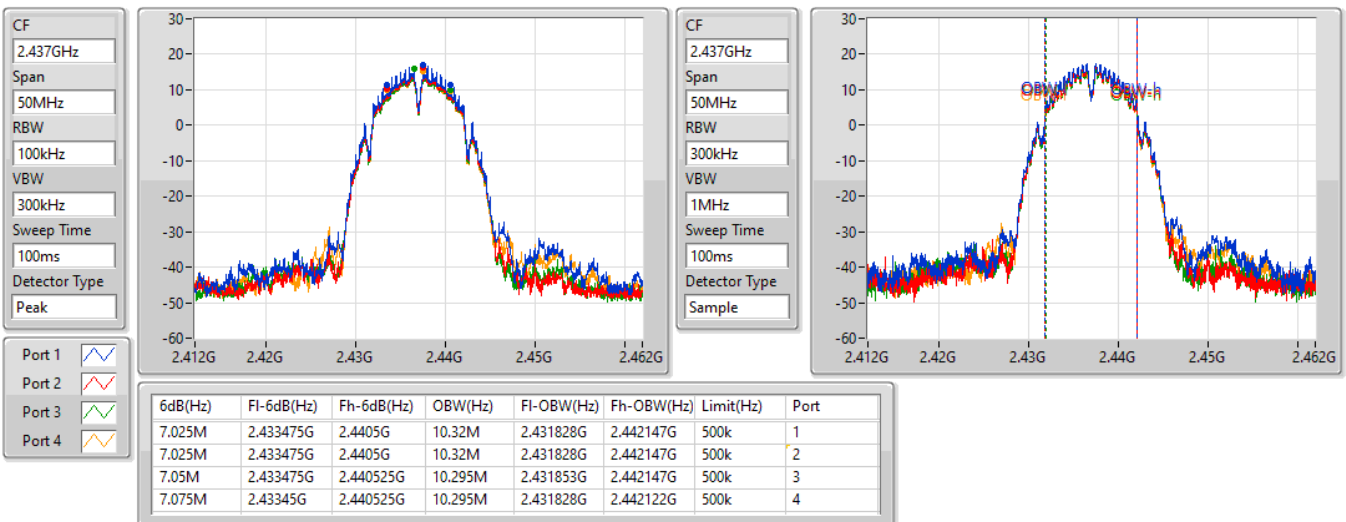


802.11b_Nss1,(1Mbps)_4TX

EBW

2437MHz

04/08/2022



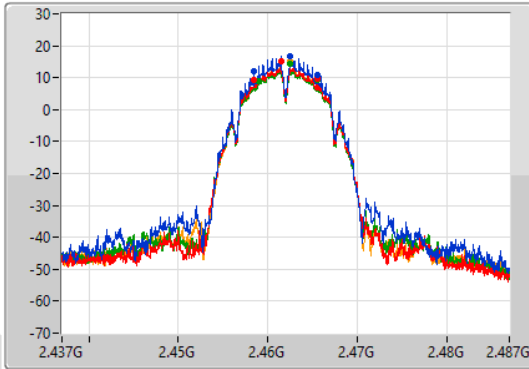
802.11b_Nss1,(1Mbps)_4TX

EBW

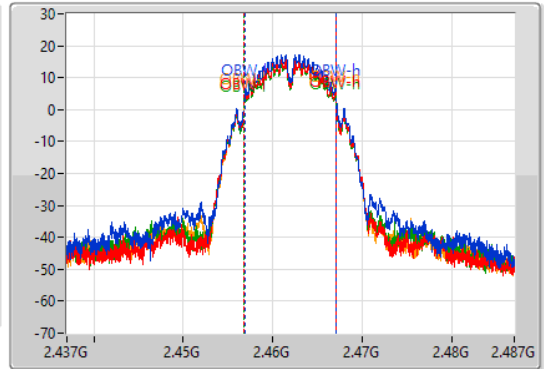
2462MHz

04/08/2022

CF
2.462GHz
Span
50MHz
RBW
100kHz
VBW
300kHz
Sweep Time
100ms
Detector Type
Peak



CF
2.462GHz
Span
50MHz
RBW
300kHz
VBW
1MHz
Sweep Time
100ms
Detector Type
Sample



6dB(Hz)	Fl-6dB(Hz)	Fh-6dB(Hz)	OBW(Hz)	Fl-OBW(Hz)	Fh-OBW(Hz)	Limit(Hz)	Port
7.05M	2.458475G	2.465525G	10.22M	2.456878G	2.467097G	500k	1
7.05M	2.458475G	2.465525G	10.345M	2.456778G	2.467122G	500k	2
6.55M	2.45895G	2.4655G	10.37M	2.456778G	2.467147G	500k	3
7.025M	2.458475G	2.4655G	10.27M	2.456828G	2.467097G	500k	4

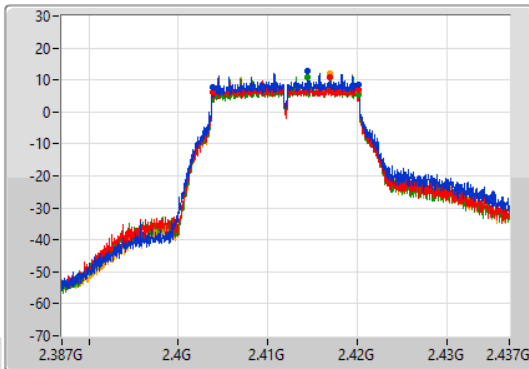
802.11g_Nss1,(6Mbps)_4TX

EBW

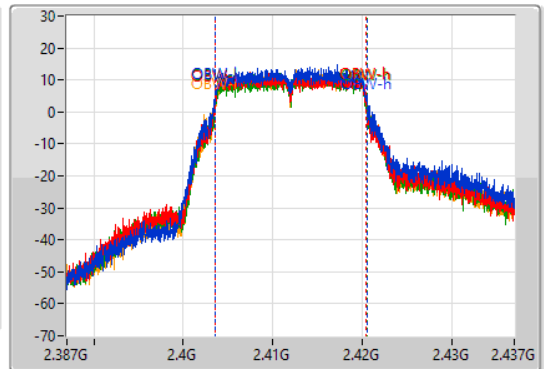
2412MHz

04/08/2022

CF
2.412GHz
Span
50MHz
RBW
100kHz
VBW
300kHz
Sweep Time
100ms
Detector Type
Peak



CF
2.412GHz
Span
50MHz
RBW
300kHz
VBW
1MHz
Sweep Time
100ms
Detector Type
Sample



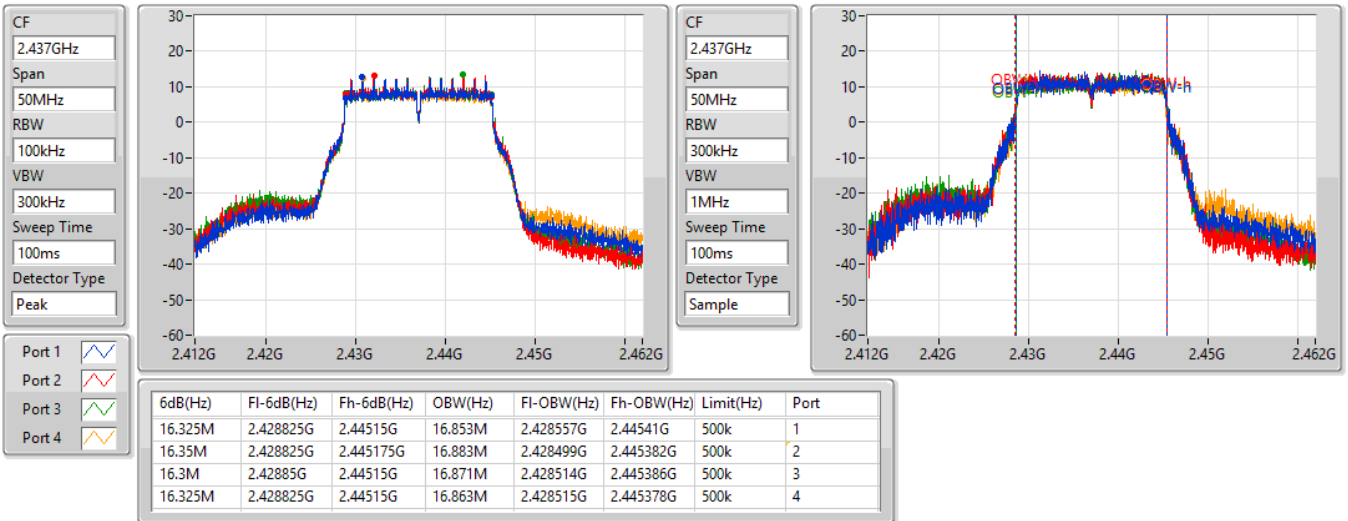
6dB(Hz)	Fl-6dB(Hz)	Fh-6dB(Hz)	OBW(Hz)	Fl-OBW(Hz)	Fh-OBW(Hz)	Limit(Hz)	Port
16.3M	2.40385G	2.42015G	16.992M	2.403554G	2.420546G	500k	1
16.325M	2.403825G	2.42015G	16.892M	2.403579G	2.420471G	500k	2
16.325M	2.40385G	2.420175G	16.942M	2.403629G	2.420571G	500k	3
16.3M	2.40385G	2.42015G	16.917M	2.403604G	2.420521G	500k	4

802.11g_Nss1,(6Mbps)_4TX

EBW

2437MHz

16/09/2022

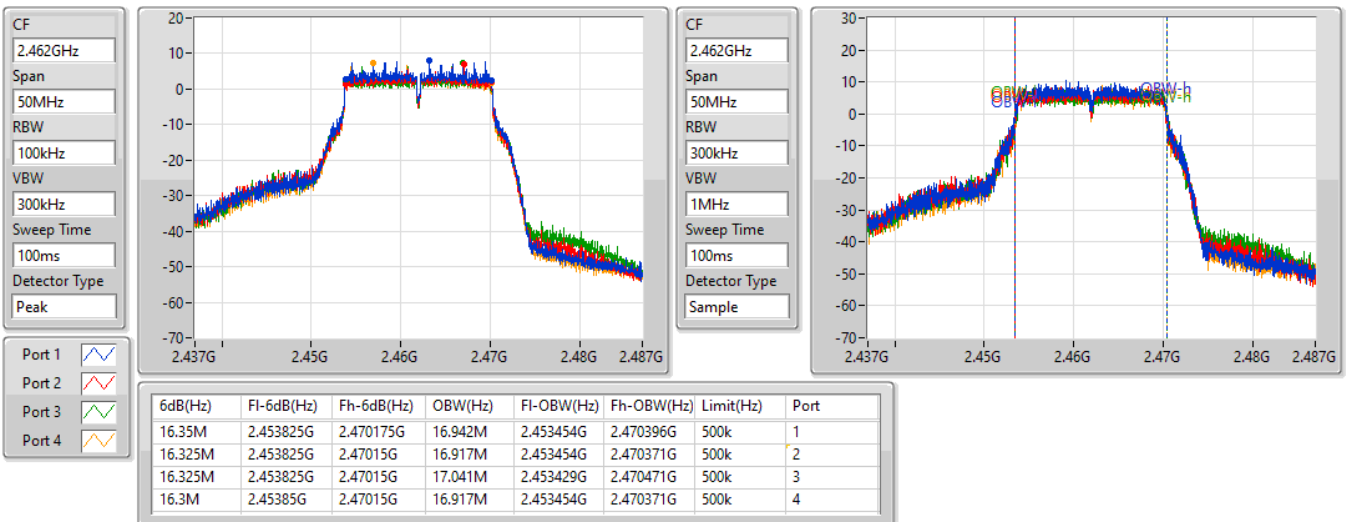


802.11g_Nss1,(6Mbps)_4TX

EBW

2462MHz

04/08/2022



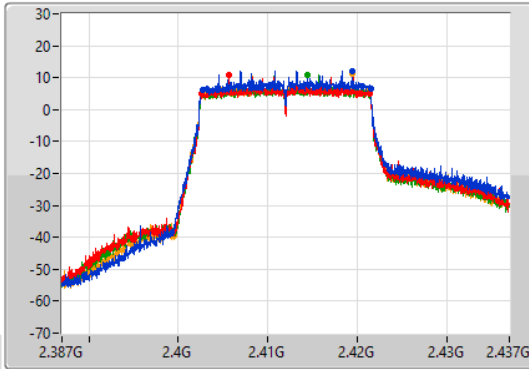
802.11ax HEW20_Nss1,(MCS0)_4TX

EBW

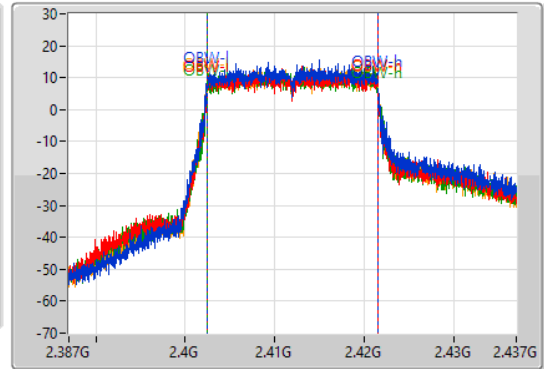
2412MHz

04/08/2022

CF
2.412GHz
Span
50MHz
RBW
100kHz
VBW
300kHz
Sweep Time
100ms
Detector Type
Peak



CF
2.412GHz
Span
50MHz
RBW
300kHz
VBW
1MHz
Sweep Time
100ms
Detector Type
Sample



6dB(Hz)	Fl-6dB(Hz)	Fh-6dB(Hz)	OBW(Hz)	Fl-OBW(Hz)	Fh-OBW(Hz)	Limit(Hz)	Port
18.725M	2.40275G	2.421475G	19.09M	2.402455G	2.421545G	500k	1
18.775M	2.402575G	2.42135G	19.04M	2.40248G	2.42152G	500k	2
18.85M	2.402575G	2.421425G	19.04M	2.40248G	2.42152G	500k	3
18.7M	2.40275G	2.42145G	19.065M	2.402455G	2.42152G	500k	4

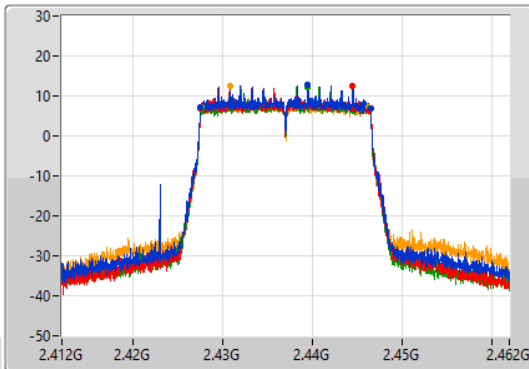
802.11ax HEW20_Nss1,(MCS0)_4TX

EBW

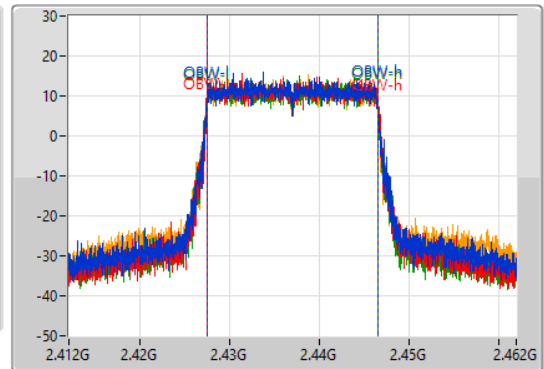
2437MHz

08/09/2022

CF
2.437GHz
Span
50MHz
RBW
100kHz
VBW
300kHz
Sweep Time
100ms
Detector Type
Peak



CF
2.437GHz
Span
50MHz
RBW
300kHz
VBW
1MHz
Sweep Time
100ms
Detector Type
Sample



6dB(Hz)	Fl-6dB(Hz)	Fh-6dB(Hz)	OBW(Hz)	Fl-OBW(Hz)	Fh-OBW(Hz)	Limit(Hz)	Port
18.975M	2.4275G	2.446475G	19.04M	2.427455G	2.446495G	500k	1
18.925M	2.427525G	2.44645G	19.065M	2.427455G	2.44652G	500k	2
18.825M	2.427575G	2.4464G	19.065M	2.427455G	2.44652G	500k	3
18.725M	2.427575G	2.4463G	19.065M	2.42743G	2.446495G	500k	4

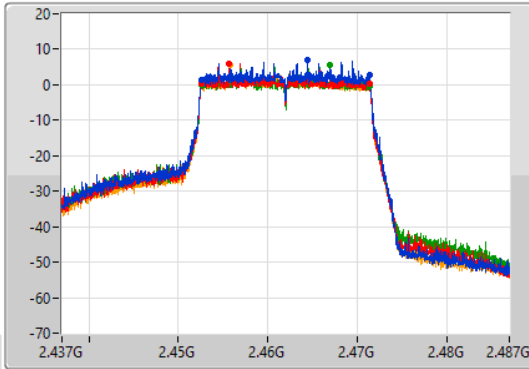
802.11ax HEW20_Nss1,(MCS0)_4TX

EBW

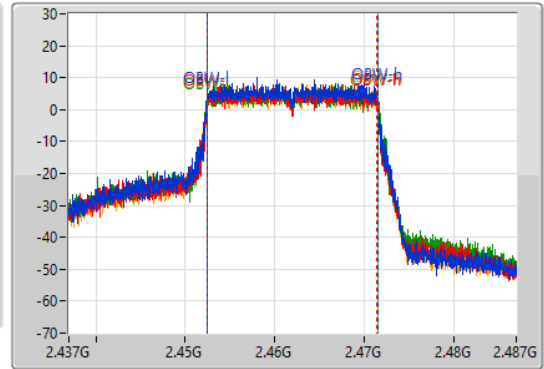
2462MHz

04/08/2022

CF
2.462GHz
Span
50MHz
RBW
100kHz
VBW
300kHz
Sweep Time
100ms
Detector Type
Peak



CF
2.462GHz
Span
50MHz
RBW
300kHz
VBW
1MHz
Sweep Time
100ms
Detector Type
Sample



6dB(Hz)	Fl-6dB(Hz)	Fh-6dB(Hz)	OBW(Hz)	Fl-OBW(Hz)	Fh-OBW(Hz)	Limit(Hz)	Port
18.75M	2.4526G	2.47135G	19.065M	2.45243G	2.471495G	500k	1
18.825M	2.45255G	2.471375G	19.04M	2.45243G	2.47147G	500k	2
18.9M	2.45255G	2.47145G	19.09M	2.452405G	2.471495G	500k	3
18.725M	2.452625G	2.47135G	19.065M	2.45243G	2.471495G	500k	4

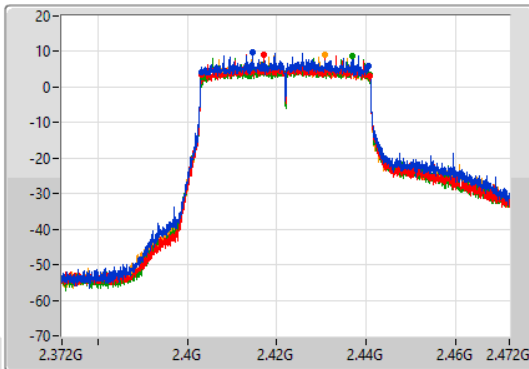
802.11ax HEW40_Nss1,(MCS0)_4TX

EBW

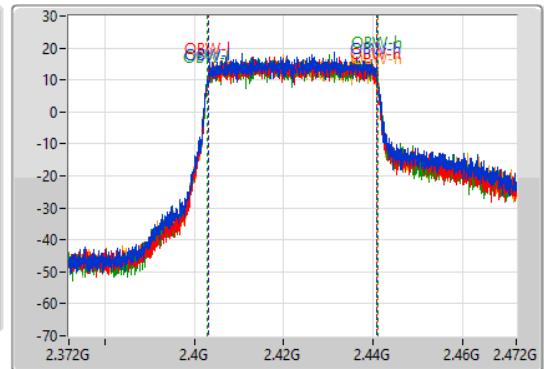
2422MHz

08/09/2022

CF
2.422GHz
Span
100MHz
RBW
100kHz
VBW
300kHz
Sweep Time
100ms
Detector Type
Peak



CF
2.422GHz
Span
100MHz
RBW
1MHz
VBW
3MHz
Sweep Time
100ms
Detector Type
Sample



6dB(Hz)	Fl-6dB(Hz)	Fh-6dB(Hz)	OBW(Hz)	Fl-OBW(Hz)	Fh-OBW(Hz)	Limit(Hz)	Port
37.55M	2.4031G	2.44065G	37.881M	2.403059G	2.440941G	500k	1
37.55M	2.40325G	2.4408G	37.831M	2.403109G	2.440941G	500k	2
37.4M	2.40335G	2.44075G	38.031M	2.403009G	2.44104G	500k	3
37.55M	2.40315G	2.4407G	37.931M	2.403059G	2.440991G	500k	4

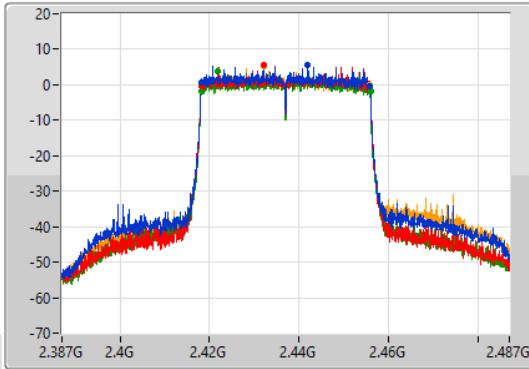
802.11ax HEW40_Nss1,(MCS0)_4TX

EBW

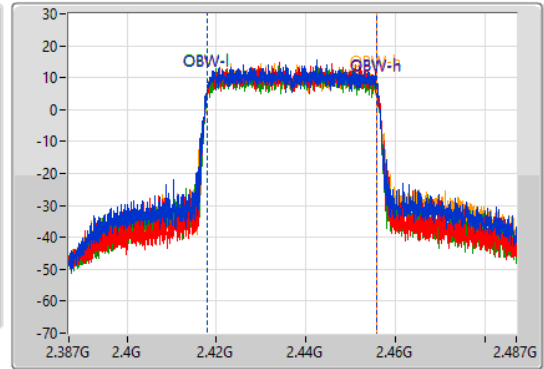
2437MHz

08/09/2022

CF
2.437GHz
Span
100MHz
RBW
100kHz
VBW
300kHz
Sweep Time
100ms
Detector Type
Peak



CF
2.437GHz
Span
100MHz
RBW
1MHz
VBW
3MHz
Sweep Time
100ms
Detector Type
Sample



Port 1
Port 2
Port 3
Port 4

6dB(Hz)	Fl-6dB(Hz)	Fh-6dB(Hz)	OBW(Hz)	Fl-OBW(Hz)	Fh-OBW(Hz)	Limit(Hz)	Port
37.7M	2.41815G	2.45585G	37.881M	2.418009G	2.455891G	500k	1
37.7M	2.4181G	2.4558G	37.981M	2.41796G	2.455941G	500k	2
37.85M	2.4181G	2.45595G	37.881M	2.418009G	2.455891G	500k	3
37.55M	2.41815G	2.4557G	37.831M	2.418009G	2.455841G	500k	4

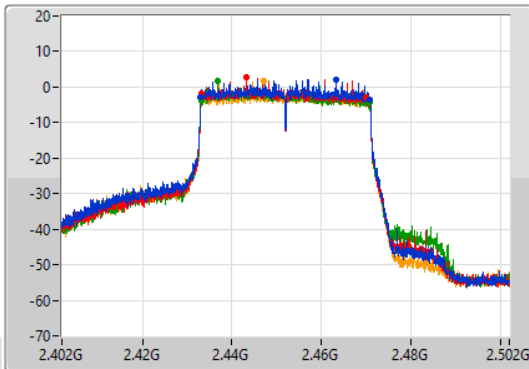
802.11ax HEW40_Nss1,(MCS0)_4TX

EBW

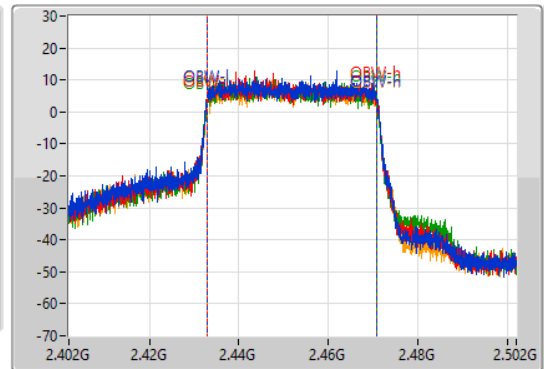
2452MHz

04/08/2022

CF
2.452GHz
Span
100MHz
RBW
100kHz
VBW
300kHz
Sweep Time
100ms
Detector Type
Peak



CF
2.452GHz
Span
100MHz
RBW
1MHz
VBW
3MHz
Sweep Time
100ms
Detector Type
Sample



Port 1
Port 2
Port 3
Port 4

6dB(Hz)	Fl-6dB(Hz)	Fh-6dB(Hz)	OBW(Hz)	Fl-OBW(Hz)	Fh-OBW(Hz)	Limit(Hz)	Port
37.85M	2.43305G	2.4709G	38.031M	2.43286G	2.470891G	500k	1
36.85M	2.4332G	2.47005G	37.981M	2.43286G	2.470841G	500k	2
37.65M	2.43315G	2.4708G	37.981M	2.43291G	2.470891G	500k	3
37.6M	2.43315G	2.47075G	37.981M	2.43291G	2.470891G	500k	4

Summary

Mode	Max-N dB (Hz)	Max-OBW (Hz)	ITU-Code	Min-N dB (Hz)	Min-OBW (Hz)
2.4-2.4835GHz	-	-	-	-	-
802.11ax HEW20-BF_Nss1,(MCS0)_4TX	18.875M	19.115M	19M1D1D	18.575M	18.991M
802.11ax HEW40-BF_Nss1,(MCS0)_4TX	37.9M	38.031M	38M0D1D	37.15M	37.817M

Max-N dB = Maximum 6dB down bandwidth; Max-OBW = Maximum 99% occupied bandwidth;
 Min-N dB = Minimum 6dB down bandwidth; Min-OBW = Minimum 99% occupied bandwidth

Result

Mode	Result	Limit (Hz)	Port 1-N dB (Hz)	Port 1-OBW (Hz)	Port 2-N dB (Hz)	Port 2-OBW (Hz)	Port 3-N dB (Hz)	Port 3-OBW (Hz)	Port 4-N dB (Hz)	Port 4-OBW (Hz)
802.11ax HEW20-BF_Nss1,(MCS0)_4TX	-	-	-	-	-	-	-	-	-	-
2412MHz	Pass	500k	18.75M	19.015M	18.825M	19.065M	18.875M	19.015M	18.675M	19.015M
2437MHz	Pass	500k	18.8M	19.09M	18.825M	19.04M	18.725M	19.04M	18.775M	19.065M
2462MHz	Pass	500k	18.725M	19.04M	18.575M	19.115M	18.825M	19.065M	18.775M	18.991M
802.11ax HEW40-BF_Nss1,(MCS0)_4TX	-	-	-	-	-	-	-	-	-	-
2422MHz	Pass	500k	37.65M	37.931M	37.55M	37.881M	37.15M	37.931M	37.65M	37.931M
2437MHz	Pass	500k	37.9M	37.863M	37.7M	37.921M	37.75M	37.817M	37.8M	37.923M
2452MHz	Pass	500k	37.65M	38.031M	37.65M	37.981M	37.45M	37.981M	37.8M	37.931M

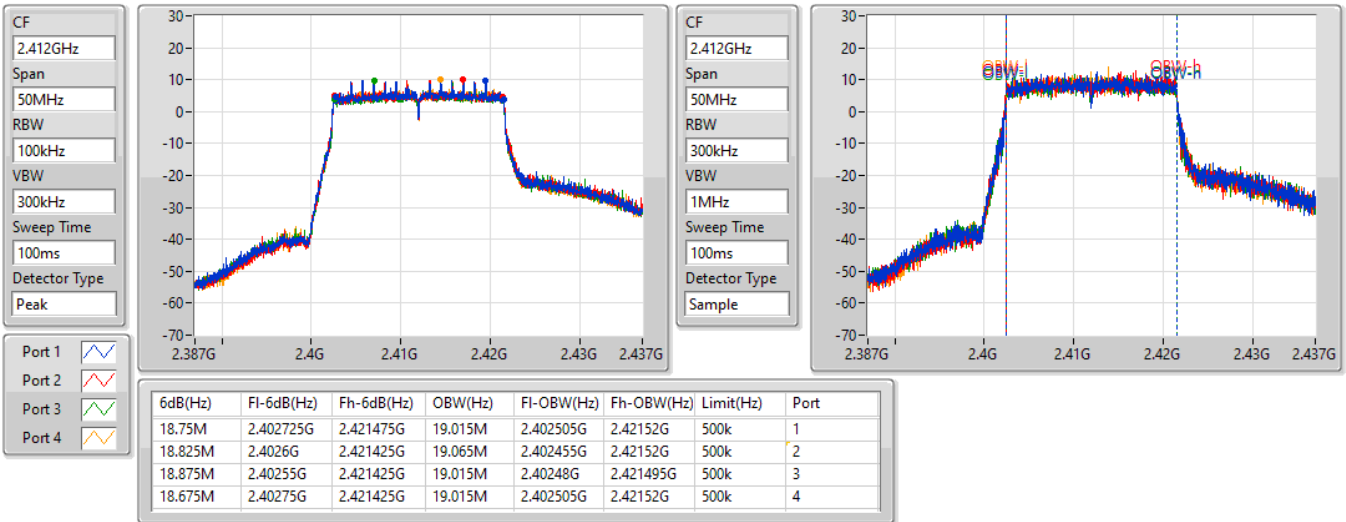
Port X-N dB = Port X 6dB down bandwidth;
 Port X-OBW = Port X 99% occupied bandwidth

802.11ax HEW20-BF_Nss1,(MCS0)_4TX

EBW

2412MHz

18/08/2022

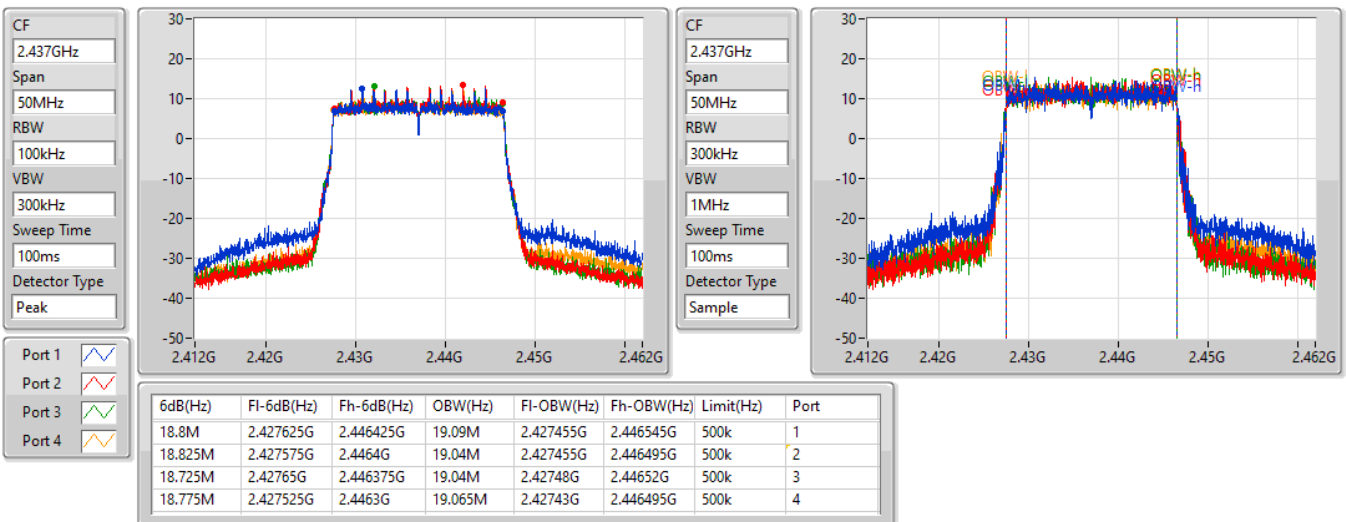


802.11ax HEW20-BF_Nss1,(MCS0)_4TX

EBW

2437MHz

18/08/2022



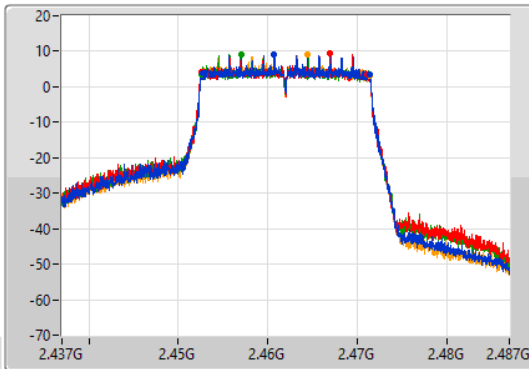
802.11ax HEW20-BF_Nss1,(MCS0)_4TX

EBW

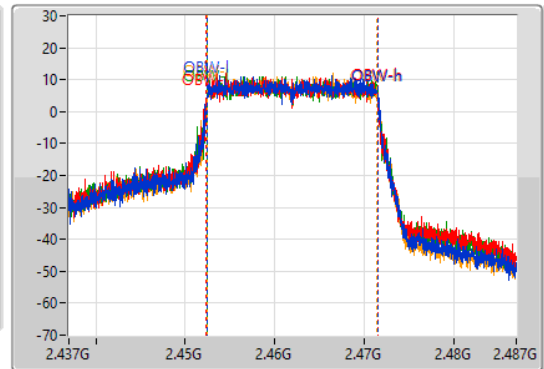
2462MHz

18/08/2022

CF
2.462GHz
Span
50MHz
RBW
100kHz
VBW
300kHz
Sweep Time
100ms
Detector Type
Peak



CF
2.462GHz
Span
50MHz
RBW
300kHz
VBW
1MHz
Sweep Time
100ms
Detector Type
Sample



6dB(Hz)	Fl-6dB(Hz)	Fh-6dB(Hz)	OBW(Hz)	Fl-OBW(Hz)	Fh-OBW(Hz)	Limit(Hz)	Port
18.725M	2.452675G	2.47114G	19.04M	2.452455G	2.471495G	500k	1
18.575M	2.4526G	2.471175G	19.115M	2.45238G	2.471495G	500k	2
18.825M	2.452575G	2.47114G	19.065M	2.45243G	2.471495G	500k	3
18.775M	2.452625G	2.47114G	18.991M	2.452455G	2.471445G	500k	4

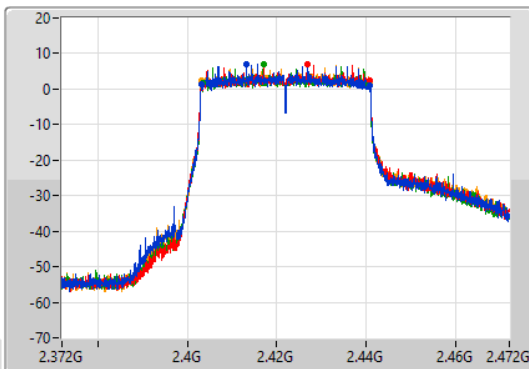
802.11ax HEW40-BF_Nss1,(MCS0)_4TX

EBW

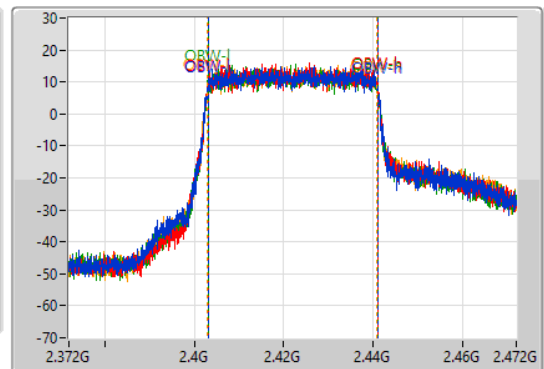
2422MHz

18/08/2022

CF
2.422GHz
Span
100MHz
RBW
100kHz
VBW
300kHz
Sweep Time
100ms
Detector Type
Peak



CF
2.422GHz
Span
100MHz
RBW
1MHz
VBW
3MHz
Sweep Time
100ms
Detector Type
Sample



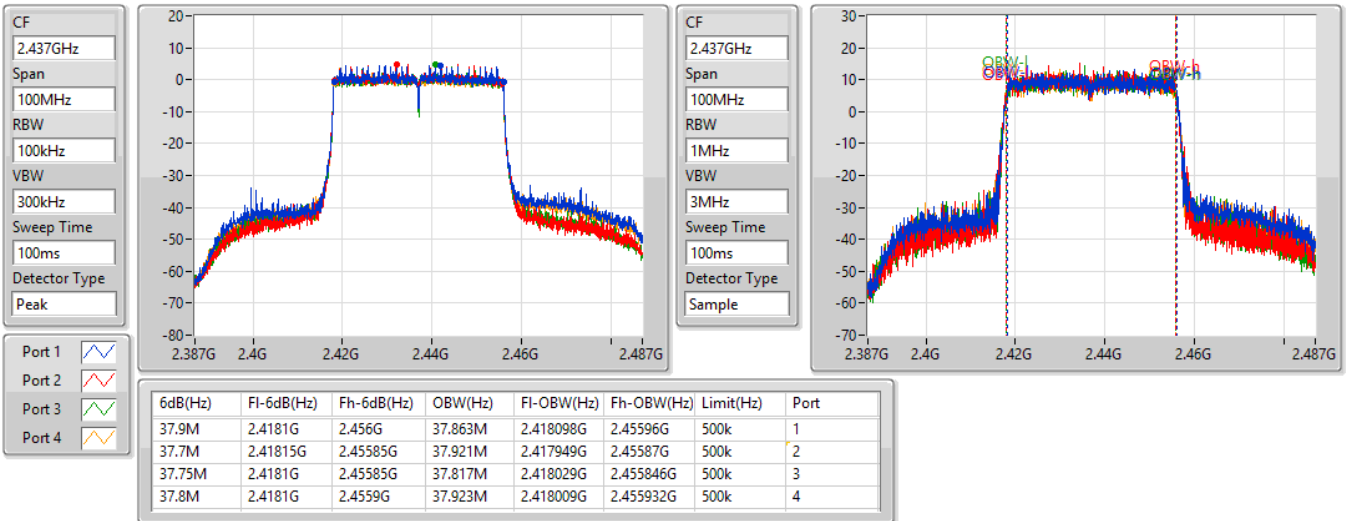
6dB(Hz)	Fl-6dB(Hz)	Fh-6dB(Hz)	OBW(Hz)	Fl-OBW(Hz)	Fh-OBW(Hz)	Limit(Hz)	Port
37.65M	2.40315G	2.4408G	37.931M	2.403059G	2.440991G	500k	1
37.55M	2.4033G	2.44085G	37.881M	2.403109G	2.440991G	500k	2
37.15M	2.4034G	2.44055G	37.931M	2.403059G	2.440991G	500k	3
37.65M	2.40325G	2.4409G	37.931M	2.403009G	2.440941G	500k	4

802.11ax HEW40-BF_Nss1,(MCS0)_4TX

EBW

2437MHz

16/09/2022

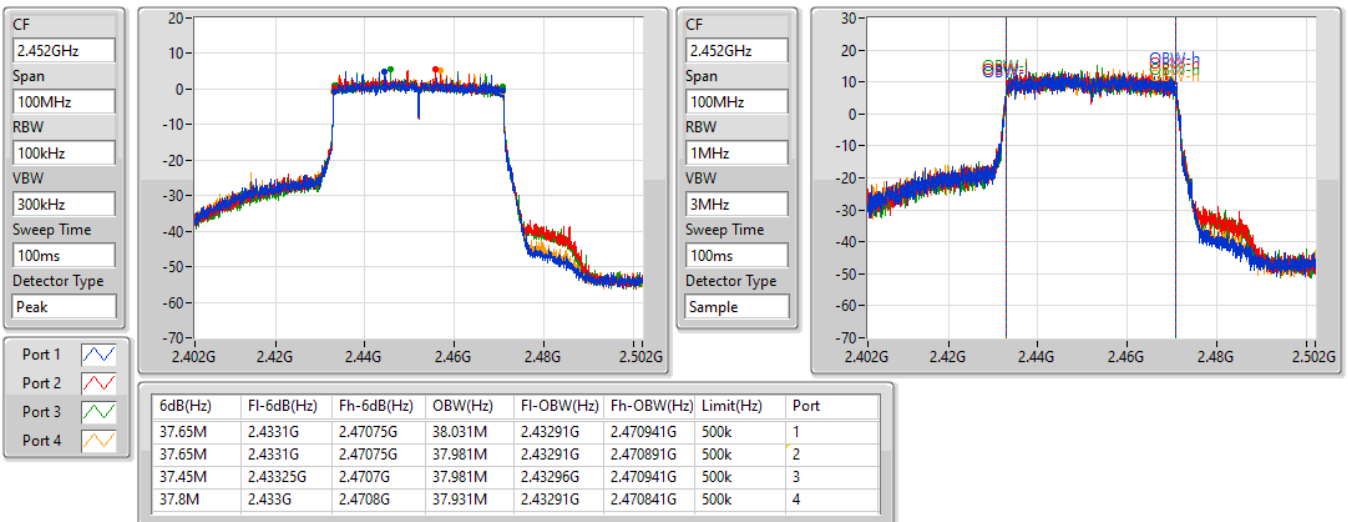


802.11ax HEW40-BF_Nss1,(MCS0)_4TX

EBW

2452MHz

18/08/2022





Summary

Mode	Total Power (dBm)	Total Power (W)
2.4-2.4835GHz	-	-
802.11b_Nss1,(1Mbps)_4TX	29.77	0.94842
802.11g_Nss1,(6Mbps)_4TX	29.46	0.88308
802.11ax HEW20_Nss1,(MCS0)_4TX	29.76	0.94624
802.11ax HEW40_Nss1,(MCS0)_4TX	29.79	0.95280



Result

Mode	Result	DG (dBi)	Port 1 (dBm)	Port 2 (dBm)	Port 3 (dBm)	Port 4 (dBm)	Total Power (dBm)	Power Limit (dBm)
802.11b_Nss1,(1Mbps)_4TX	-	-	-	-	-	-	-	-
2412MHz	Pass	4.48	24.74	23.22	22.99	23.85	29.77	30.00
2437MHz	Pass	4.48	24.48	23.76	23.30	23.25	29.75	30.00
2462MHz	Pass	4.48	24.13	22.82	22.62	22.78	29.15	30.00
802.11g_Nss1,(6Mbps)_4TX	-	-	-	-	-	-	-	-
2412MHz	Pass	4.48	23.41	22.02	21.55	22.11	28.35	30.00
2437MHz	Pass	4.48	23.26	23.87	23.58	23.01	29.46	30.00
2457MHz	Pass	4.48	23.11	21.64	21.27	21.96	28.07	30.00
2462MHz	Pass	4.48	18.93	18.06	17.57	17.72	24.12	30.00
802.11ax HEW20_Nss1,(MCS0)_4TX	-	-	-	-	-	-	-	-
2412MHz	Pass	4.48	23.03	21.52	21.62	21.78	28.05	30.00
2437MHz	Pass	4.48	24.04	23.90	23.52	23.49	29.76	30.00
2457MHz	Pass	4.48	20.82	19.81	19.01	19.86	25.94	30.00
2462MHz	Pass	4.48	17.74	16.52	16.33	16.33	22.79	30.00
802.11ax HEW40_Nss1,(MCS0)_4TX	-	-	-	-	-	-	-	-
2422MHz	Pass	4.48	24.48	23.52	23.25	23.72	29.79	30.00
2437MHz	Pass	4.48	19.89	19.69	19.05	19.45	25.55	30.00
2452MHz	Pass	4.48	16.82	16.53	16.09	15.60	22.30	30.00

DG = Directional Gain; Port X = Port X output power



Summary

Mode	Total Power (dBm)	Total Power (W)
2.4-2.4835GHz	-	-
802.11ax HEW20-BF_Nss1,(MCS0)_4TX	29.51	0.89331
802.11ax HEW40-BF_Nss1,(MCS0)_4TX	27.19	0.52360



Result

Mode	Result	DG (dBi)	Port 1 (dBm)	Port 2 (dBm)	Port 3 (dBm)	Port 4 (dBm)	Total Power (dBm)	Power Limit (dBm)
802.11ax HEW20-BF_Nss1,(MCS0)_4TX	-	-	-	-	-	-	-	-
2412MHz	Pass	6.22	20.59	20.54	20.27	20.55	26.51	29.78
2437MHz	Pass	6.22	23.45	23.65	23.46	23.39	29.51	29.78
2457MHz	Pass	6.22	21.71	21.42	21.28	21.74	27.56	29.78
2462MHz	Pass	6.22	19.62	19.53	19.47	19.63	25.58	29.78
802.11ax HEW40-BF_Nss1,(MCS0)_4TX	-	-	-	-	-	-	-	-
2422MHz	Pass	6.22	21.17	21.28	21.02	21.19	27.19	29.78
2437MHz	Pass	6.22	19.11	19.16	18.87	18.82	25.01	29.78
2452MHz	Pass	6.22	19.18	19.51	19.33	19.46	25.39	29.78

DG = Directional Gain; Port X = Port X output power

Summary

Mode	PD (dBm/RBW)
2.4-2.4835GHz	-
802.11b_Nss1,(1Mbps)_4TX	-0.96
802.11g_Nss1,(6Mbps)_4TX	1.88
802.11ax HEW20_Nss1,(MCS0)_4TX	0.43
802.11ax HEW40_Nss1,(MCS0)_4TX	-2.14

RBW = 3kHz;

Result

Mode	Result	DG (dBi)	Port 1 (dBm/RBW)	Port 2 (dBm/RBW)	Port 3 (dBm/RBW)	Port 4 (dBm/RBW)	PD (dBm/RBW)	PD Limit (dBm/RBW)
802.11b_Nss1,(1Mbps)_4TX	-	-	-	-	-	-	-	-
2412MHz	Pass	6.22	-5.40	-6.82	-7.53	-6.25	-0.96	7.78
2437MHz	Pass	6.22	-6.02	-6.71	-6.91	-6.41	-1.03	7.78
2462MHz	Pass	6.22	-5.96	-7.49	-7.98	-7.82	-1.70	7.78
802.11g_Nss1,(6Mbps)_4TX	-	-	-	-	-	-	-	-
2412MHz	Pass	6.22	-1.14	-3.72	-4.18	-3.66	0.84	7.78
2437MHz	Pass	6.22	-2.01	-2.42	-2.01	-2.55	1.88	7.78
2462MHz	Pass	6.22	-6.72	-7.68	-7.65	-7.89	-3.46	7.78
802.11ax HEW20_Nss1,(MCS0)_4TX	-	-	-	-	-	-	-	-
2412MHz	Pass	6.22	-3.00	-4.64	-5.44	-4.39	-0.42	7.78
2437MHz	Pass	6.22	-2.87	-3.03	-3.71	-3.58	0.43	7.78
2462MHz	Pass	6.22	-9.59	-9.66	-10.45	-10.29	-6.55	7.78
802.11ax HEW40_Nss1,(MCS0)_4TX	-	-	-	-	-	-	-	-
2422MHz	Pass	6.22	-5.10	-4.52	-6.35	-5.62	-2.14	7.78
2437MHz	Pass	6.22	-9.09	-8.89	-9.23	-9.20	-6.00	7.78
2452MHz	Pass	6.22	-10.97	-12.35	-12.32	-13.30	-8.58	7.78

DG = Directional Gain; RBW = 3kHz;
 PD = trace bin-by-bin of each transmits port summing can be performed maximum power density; Port X = Port X Power Density;

802.11b_Nss1,(1Mbps)_4TX

PSD

2412MHz

04/08/2022

CF
2.412GHz

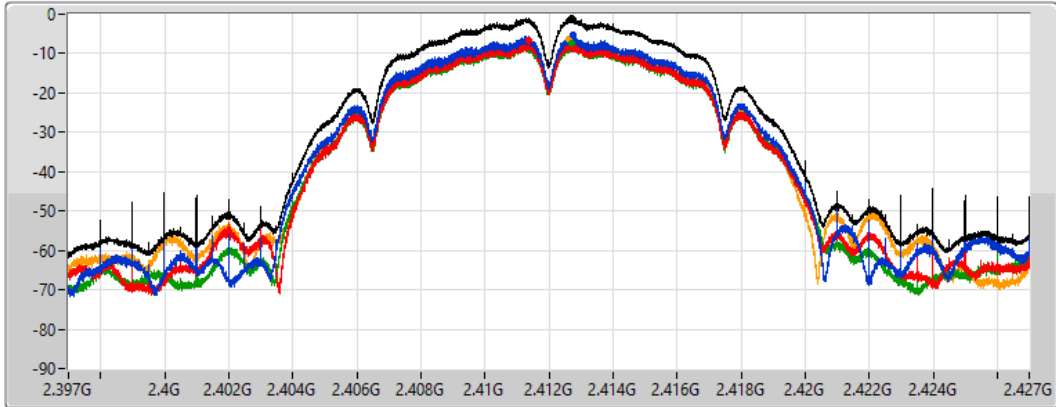
Span
30MHz


RBW
3kHz


VBW
10kHz


Sweep Time
4.424357ms


Detector Type
RMS




Sum 

Port 1 

Port 2 

Port 3 

Port 4 

Sum	PD	Port 1	Port 2	Port 3	Port 4
(dBm/RBW)	(dBm/RBW)	(dBm/RBW)	(dBm/RBW)	(dBm/RBW)	(dBm/RBW)
-0.96	-0.96	-5.40	-6.82	-7.53	-6.25

802.11b_Nss1,(1Mbps)_4TX

PSD

2437MHz

04/08/2022

CF
2.437GHz

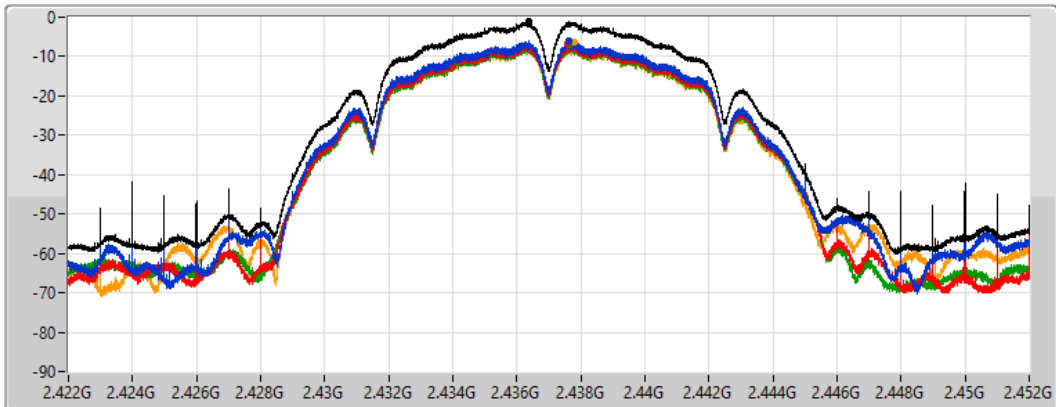
Span
30MHz


RBW
3kHz


VBW
10kHz


Sweep Time
4.424357ms


Detector Type
RMS




Sum 

Port 1 

Port 2 

Port 3 

Port 4 

Sum	PD	Port 1	Port 2	Port 3	Port 4
(dBm/RBW)	(dBm/RBW)	(dBm/RBW)	(dBm/RBW)	(dBm/RBW)	(dBm/RBW)
-1.03	-1.03	-6.02	-6.71	-6.91	-6.41

802.11b_Nss1,(1Mbps)_4TX

PSD

2462MHz

04/08/2022

CF
2.462GHz

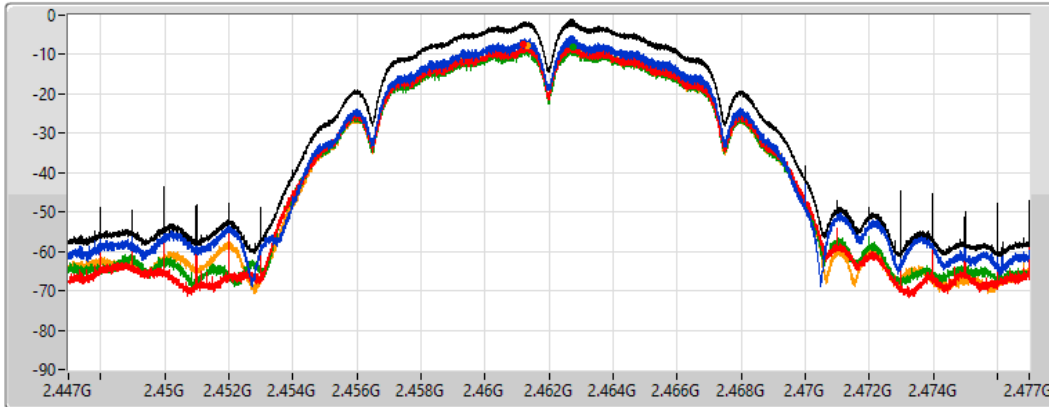
Span
30MHz


RBW
3kHz


VBW
10kHz


Sweep Time
4.424357ms


Detector Type
RMS




Sum 

Port 1 

Port 2 

Port 3 

Port 4 

Sum	PD	Port 1	Port 2	Port 3	Port 4
(dBm/RBW)	(dBm/RBW)	(dBm/RBW)	(dBm/RBW)	(dBm/RBW)	(dBm/RBW)
-1.70	-1.70	-5.96	-7.49	-7.98	-7.82

802.11g_Nss1,(6Mbps)_4TX

PSD

2412MHz

04/08/2022

CF
2.412GHz

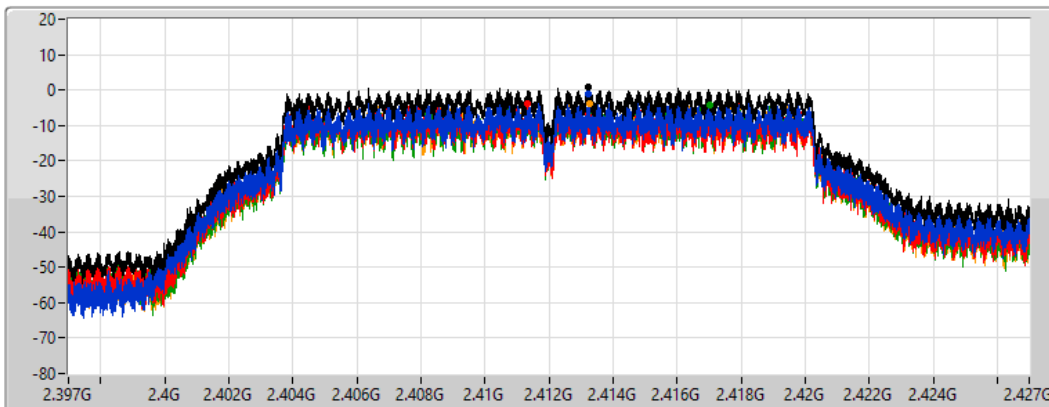
Span
30MHz


RBW
3kHz


VBW
10kHz


Sweep Time
4.424357ms


Detector Type
Peak




Sum 

Port 1 

Port 2 

Port 3 

Port 4 

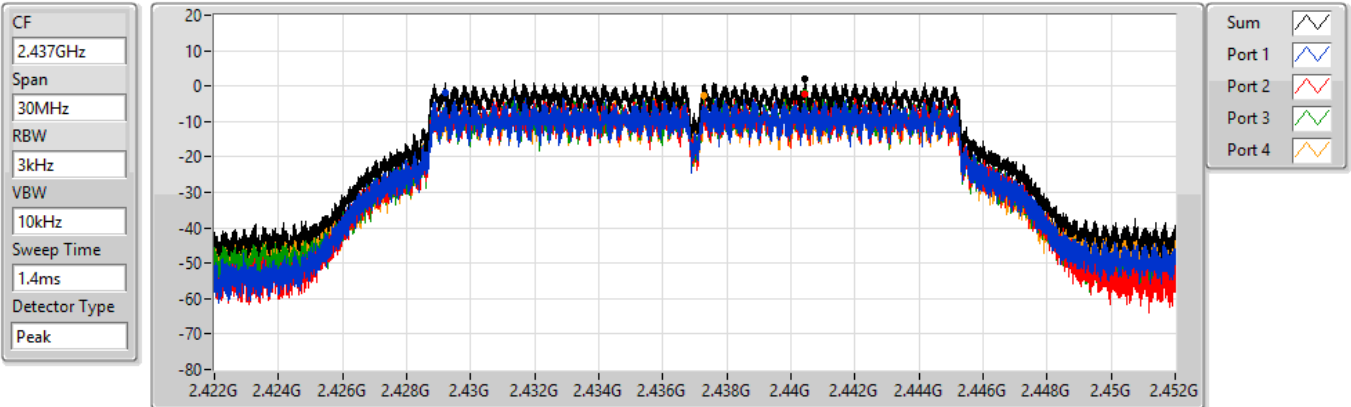
Sum	PD	Port 1	Port 2	Port 3	Port 4
(dBm/RBW)	(dBm/RBW)	(dBm/RBW)	(dBm/RBW)	(dBm/RBW)	(dBm/RBW)
0.84	0.84	-1.14	-3.72	-4.18	-3.66

802.11g_Nss1,(6Mbps)_4TX

PSD

2437MHz

16/09/2022



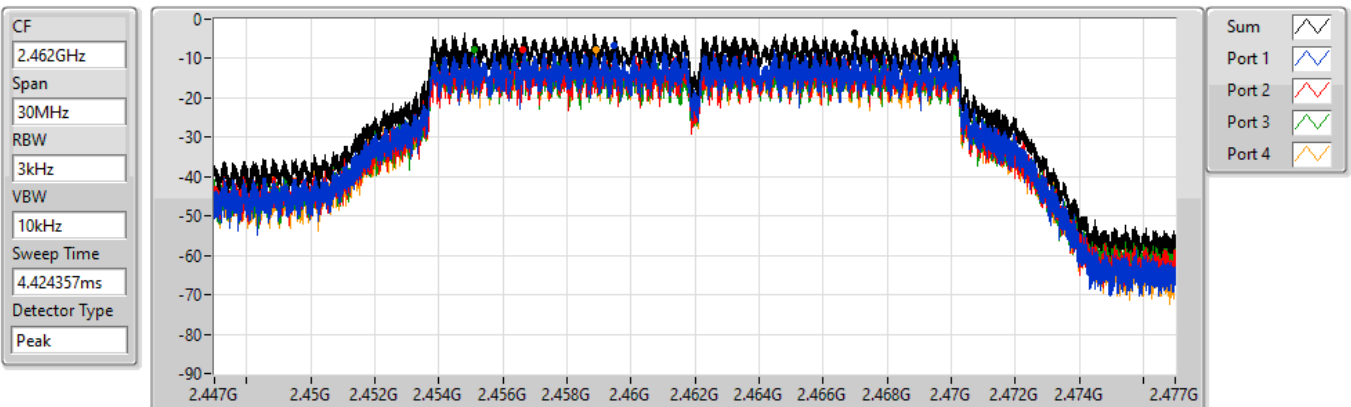
Sum	PD	Port 1	Port 2	Port 3	Port 4
(dBm/RBW)	(dBm/RBW)	(dBm/RBW)	(dBm/RBW)	(dBm/RBW)	(dBm/RBW)
1.88	1.88	-2.01	-2.42	-2.01	-2.55

802.11g_Nss1,(6Mbps)_4TX

PSD

2462MHz

04/08/2022



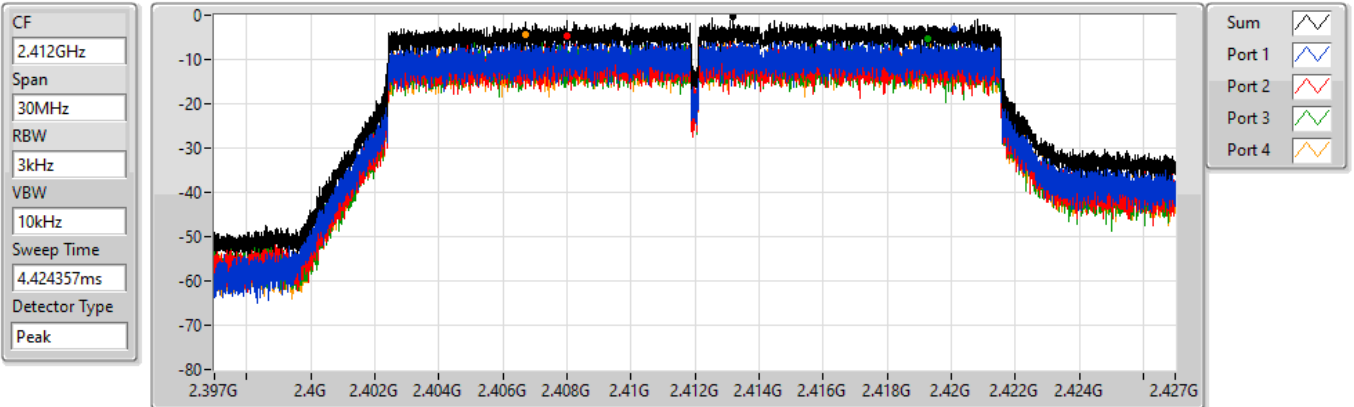
Sum	PD	Port 1	Port 2	Port 3	Port 4
(dBm/RBW)	(dBm/RBW)	(dBm/RBW)	(dBm/RBW)	(dBm/RBW)	(dBm/RBW)
-3.46	-3.46	-6.72	-7.68	-7.65	-7.89

802.11ax HEW20_Nss1,(MCS0)_4TX

PSD

2412MHz

04/08/2022



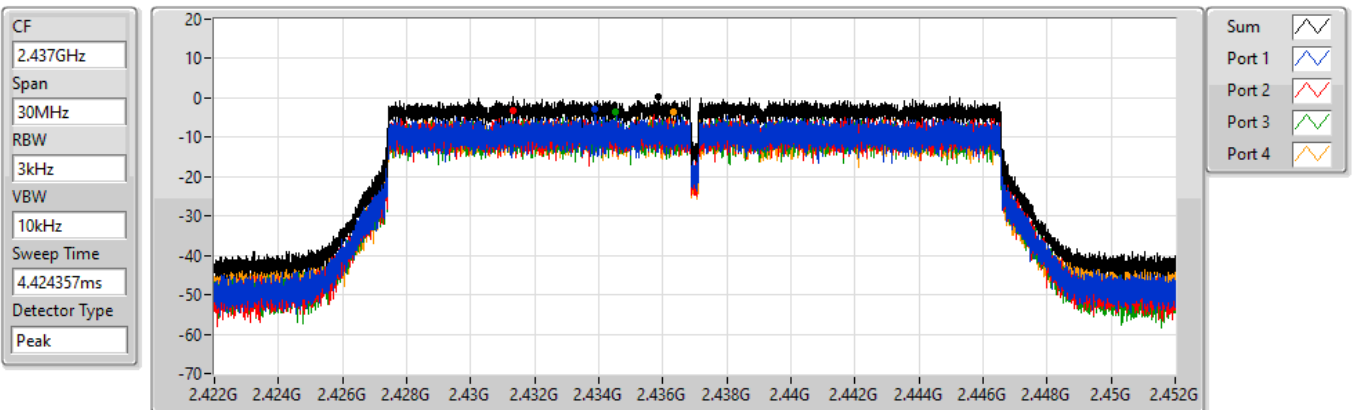
Sum	PD	Port 1	Port 2	Port 3	Port 4
(dBm/RBW)	(dBm/RBW)	(dBm/RBW)	(dBm/RBW)	(dBm/RBW)	(dBm/RBW)
-0.42	-0.42	-3.00	-4.64	-5.44	-4.39

802.11ax HEW20_Nss1,(MCS0)_4TX

PSD

2437MHz

08/09/2022



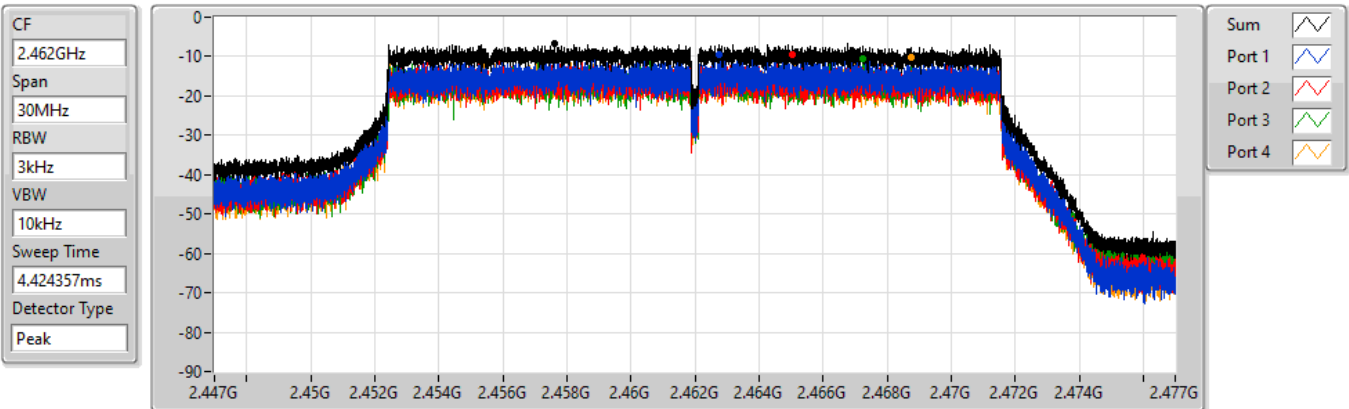
Sum	PD	Port 1	Port 2	Port 3	Port 4
(dBm/RBW)	(dBm/RBW)	(dBm/RBW)	(dBm/RBW)	(dBm/RBW)	(dBm/RBW)
0.43	0.43	-2.87	-3.03	-3.71	-3.58

802.11ax HEW20_Nss1,(MCS0)_4TX

PSD

2462MHz

04/08/2022



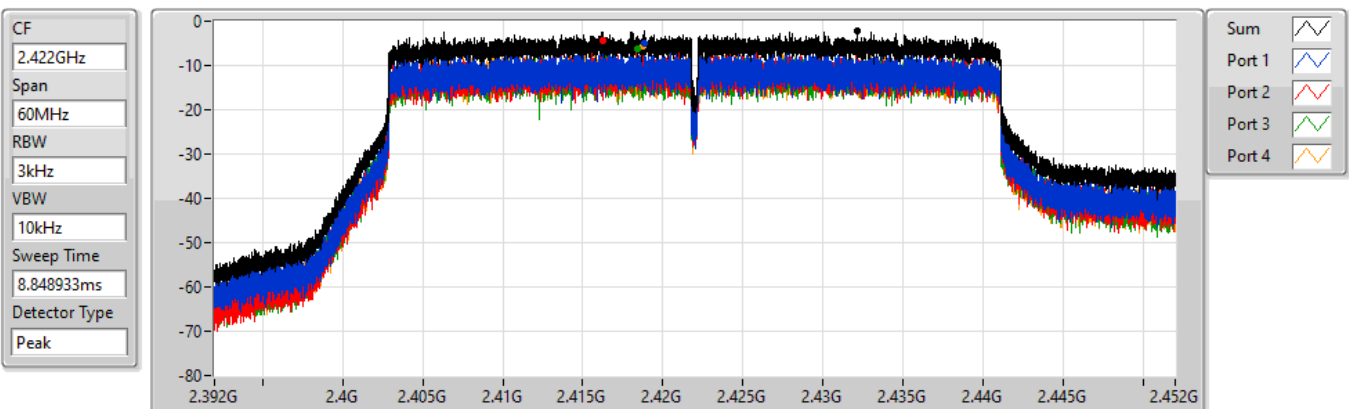
Sum	PD	Port 1	Port 2	Port 3	Port 4
(dBm/RBW)	(dBm/RBW)	(dBm/RBW)	(dBm/RBW)	(dBm/RBW)	(dBm/RBW)
-6.55	-6.55	-9.59	-9.66	-10.45	-10.29

802.11ax HEW40_Nss1,(MCS0)_4TX

PSD

2422MHz

08/09/2022



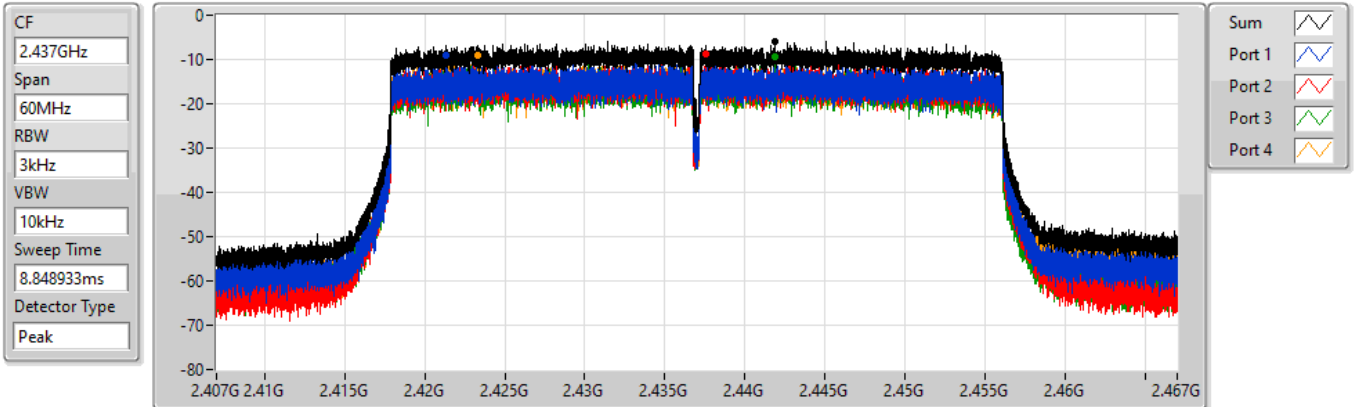
Sum	PD	Port 1	Port 2	Port 3	Port 4
(dBm/RBW)	(dBm/RBW)	(dBm/RBW)	(dBm/RBW)	(dBm/RBW)	(dBm/RBW)
-2.14	-2.14	-5.10	-4.52	-6.35	-5.62

802.11ax HEW40_Nss1,(MCS0)_4TX

PSD

2437MHz

08/09/2022



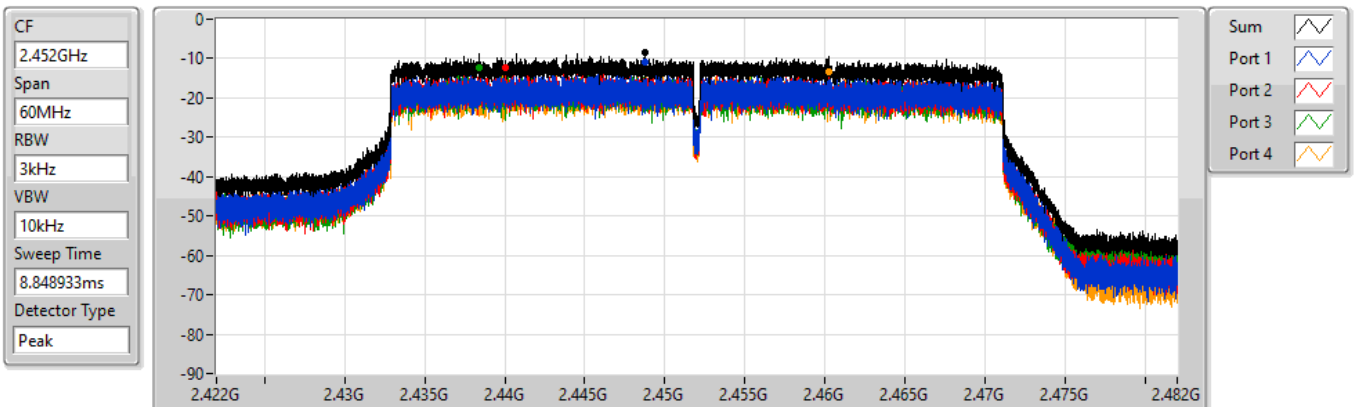
Sum	PD	Port 1	Port 2	Port 3	Port 4
(dBm/RBW)	(dBm/RBW)	(dBm/RBW)	(dBm/RBW)	(dBm/RBW)	(dBm/RBW)
-6.00	-6.00	-9.09	-8.89	-9.23	-9.20

802.11ax HEW40_Nss1,(MCS0)_4TX

PSD

2452MHz

04/08/2022



Sum	PD	Port 1	Port 2	Port 3	Port 4
(dBm/RBW)	(dBm/RBW)	(dBm/RBW)	(dBm/RBW)	(dBm/RBW)	(dBm/RBW)
-8.58	-8.58	-10.97	-12.35	-12.32	-13.30

Summary

Mode	PD (dBm/RBW)
2.4-2.4835GHz	-
802.11ax HEW20-BF_Nss1,(MCS0)_4TX	1.58
802.11ax HEW40-BF_Nss1,(MCS0)_4TX	-4.01

RBW = 3kHz;

Result

Mode	Result	DG (dBi)	Port 1 (dBm/RBW)	Port 2 (dBm/RBW)	Port 3 (dBm/RBW)	Port 4 (dBm/RBW)	PD (dBm/RBW)	PD Limit (dBm/RBW)
802.11ax HEW20-BF_Nss1,(MCS0)_4TX	-	-	-	-	-	-	-	-
2412MHz	Pass	6.22	-6.35	-5.41	-5.17	-6.70	-1.69	7.78
2437MHz	Pass	6.22	-2.19	-2.15	-2.56	-2.79	1.58	7.78
2462MHz	Pass	6.22	-7.02	-7.03	-7.18	-6.80	-2.32	7.78
802.11ax HEW40-BF_Nss1,(MCS0)_4TX	-	-	-	-	-	-	-	-
2422MHz	Pass	6.22	-7.87	-7.43	-6.96	-7.73	-4.01	7.78
2437MHz	Pass	6.22	-10.13	-10.17	-10.41	-10.85	-5.86	7.78
2452MHz	Pass	6.22	-9.56	-8.75	-9.58	-9.39	-6.01	7.78

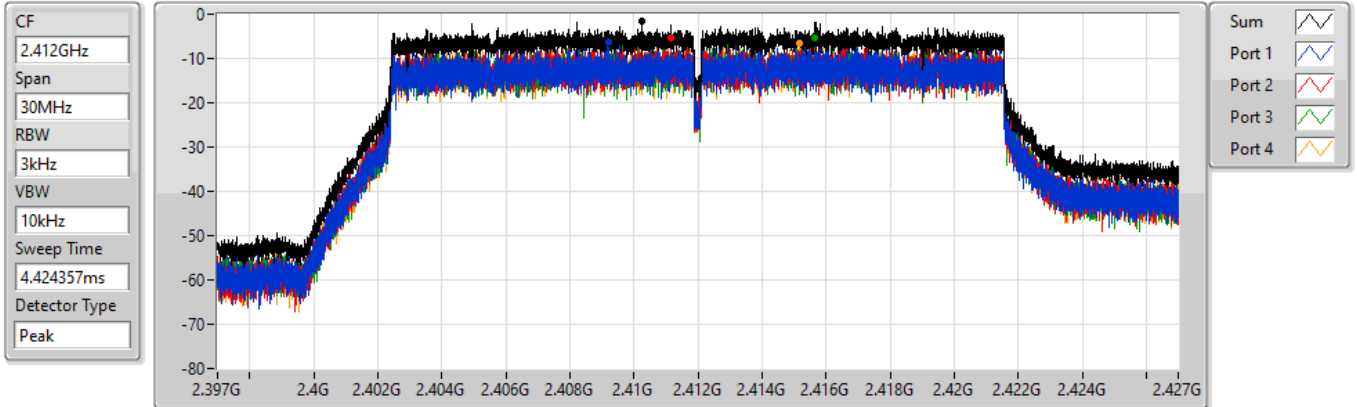
DG = Directional Gain; RBW = 3kHz;
 PD = trace bin-by-bin of each transmits port summing can be performed maximum power density; Port X = Port X Power Density;

802.11ax HEW20-BF_Nss1,(MCS0)_4TX

PSD

2412MHz

18/08/2022



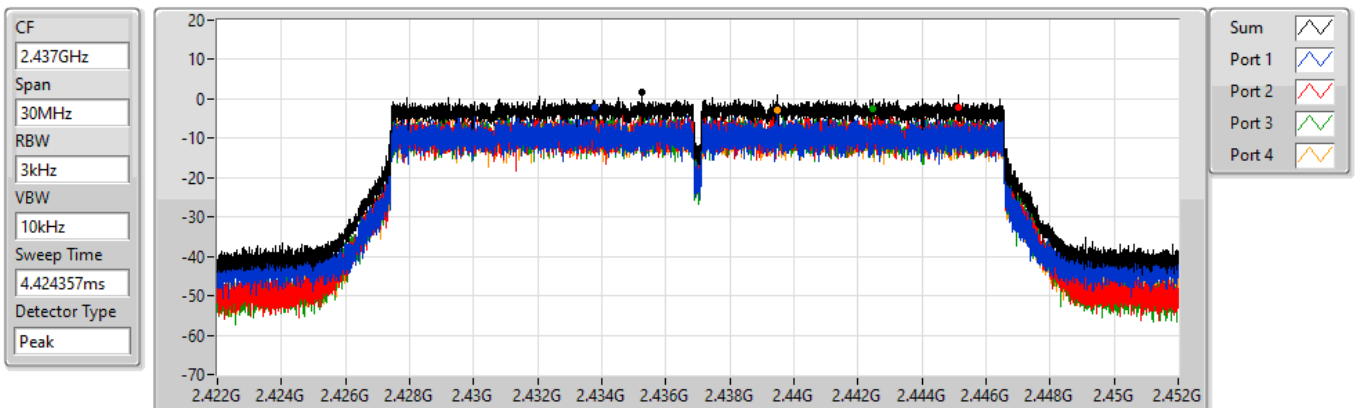
Sum	PD	Port 1	Port 2	Port 3	Port 4
(dBm/RBW)	(dBm/RBW)	(dBm/RBW)	(dBm/RBW)	(dBm/RBW)	(dBm/RBW)
-1.69	-1.69	-6.35	-5.41	-5.17	-6.70

802.11ax HEW20-BF_Nss1,(MCS0)_4TX

PSD

2437MHz

18/08/2022



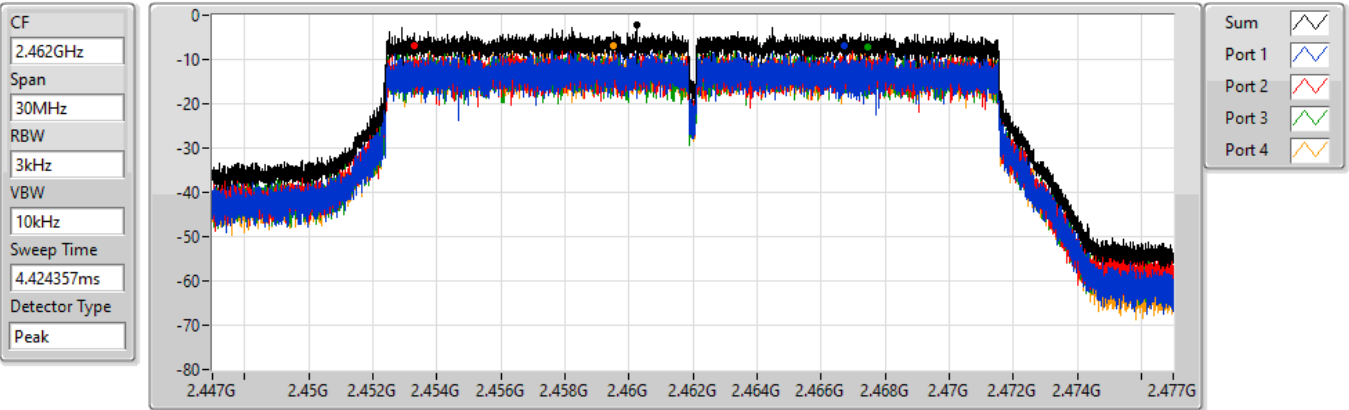
Sum	PD	Port 1	Port 2	Port 3	Port 4
(dBm/RBW)	(dBm/RBW)	(dBm/RBW)	(dBm/RBW)	(dBm/RBW)	(dBm/RBW)
1.58	1.58	-2.19	-2.15	-2.56	-2.79

802.11ax HEW20-BF_Nss1,(MCS0)_4TX

PSD

2462MHz

18/08/2022



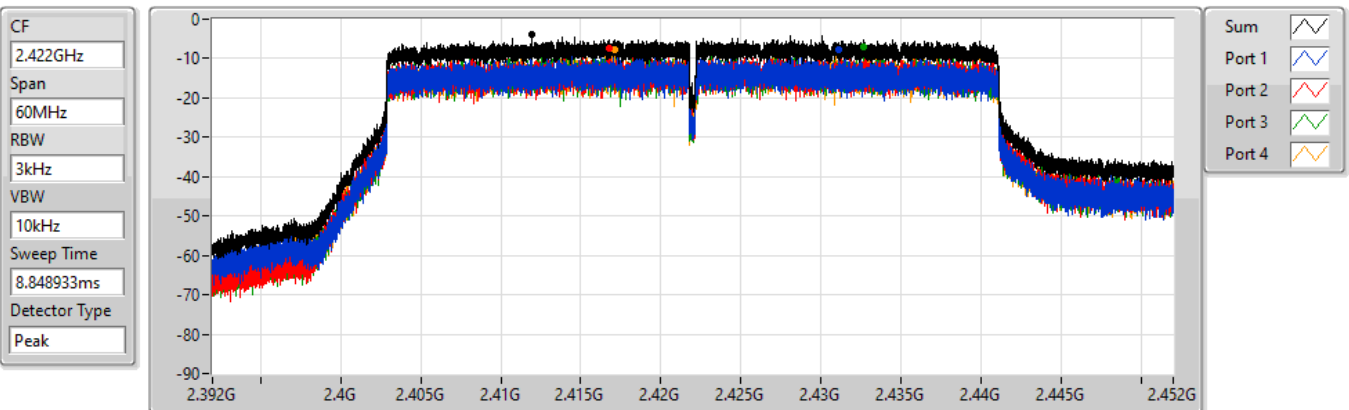
Sum	PD	Port 1	Port 2	Port 3	Port 4
(dBm/RBW)	(dBm/RBW)	(dBm/RBW)	(dBm/RBW)	(dBm/RBW)	(dBm/RBW)
-2.32	-2.32	-7.02	-7.03	-7.18	-6.80

802.11ax HEW40-BF_Nss1,(MCS0)_4TX

PSD

2422MHz

18/08/2022



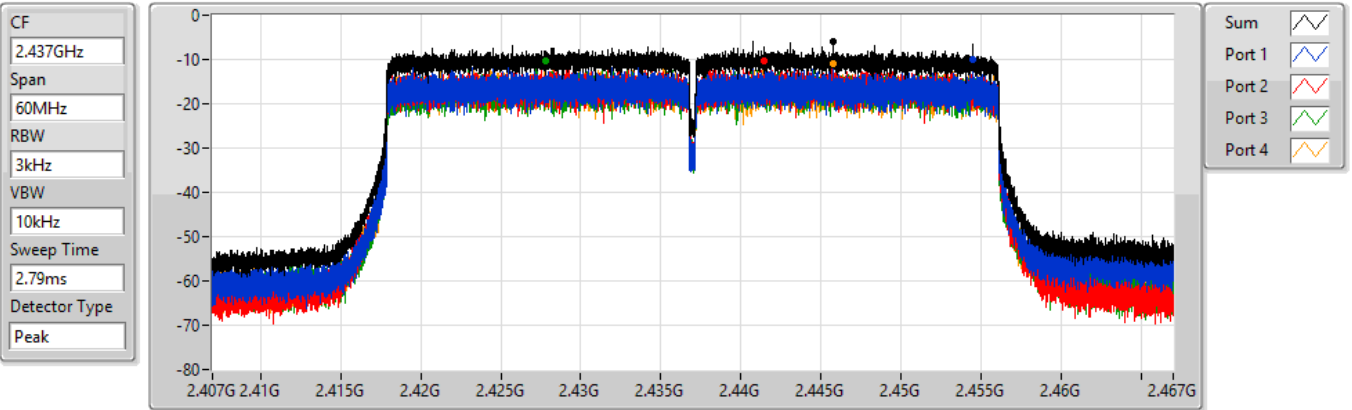
Sum	PD	Port 1	Port 2	Port 3	Port 4
(dBm/RBW)	(dBm/RBW)	(dBm/RBW)	(dBm/RBW)	(dBm/RBW)	(dBm/RBW)
-4.01	-4.01	-7.87	-7.43	-6.96	-7.73

802.11ax HEW40-BF_Nss1,(MCS0)_4TX

PSD

2437MHz

16/09/2022



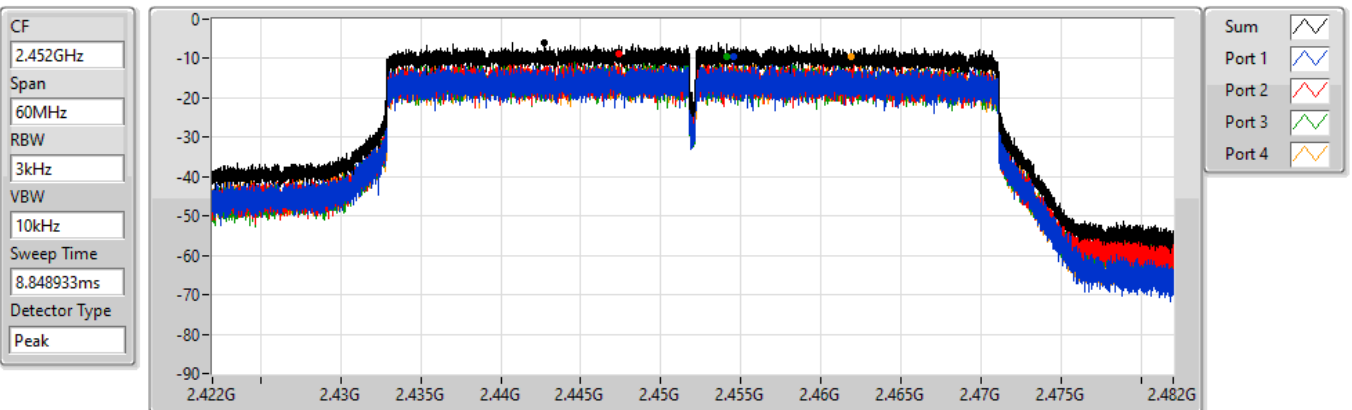
Sum	PD	Port 1	Port 2	Port 3	Port 4
(dBm/RBW)	(dBm/RBW)	(dBm/RBW)	(dBm/RBW)	(dBm/RBW)	(dBm/RBW)
-5.86	-5.86	-10.13	-10.17	-10.41	-10.85

802.11ax HEW40-BF_Nss1,(MCS0)_4TX

PSD

2452MHz

18/08/2022



Sum	PD	Port 1	Port 2	Port 3	Port 4
(dBm/RBW)	(dBm/RBW)	(dBm/RBW)	(dBm/RBW)	(dBm/RBW)	(dBm/RBW)
-6.01	-6.01	-9.56	-8.75	-9.58	-9.39

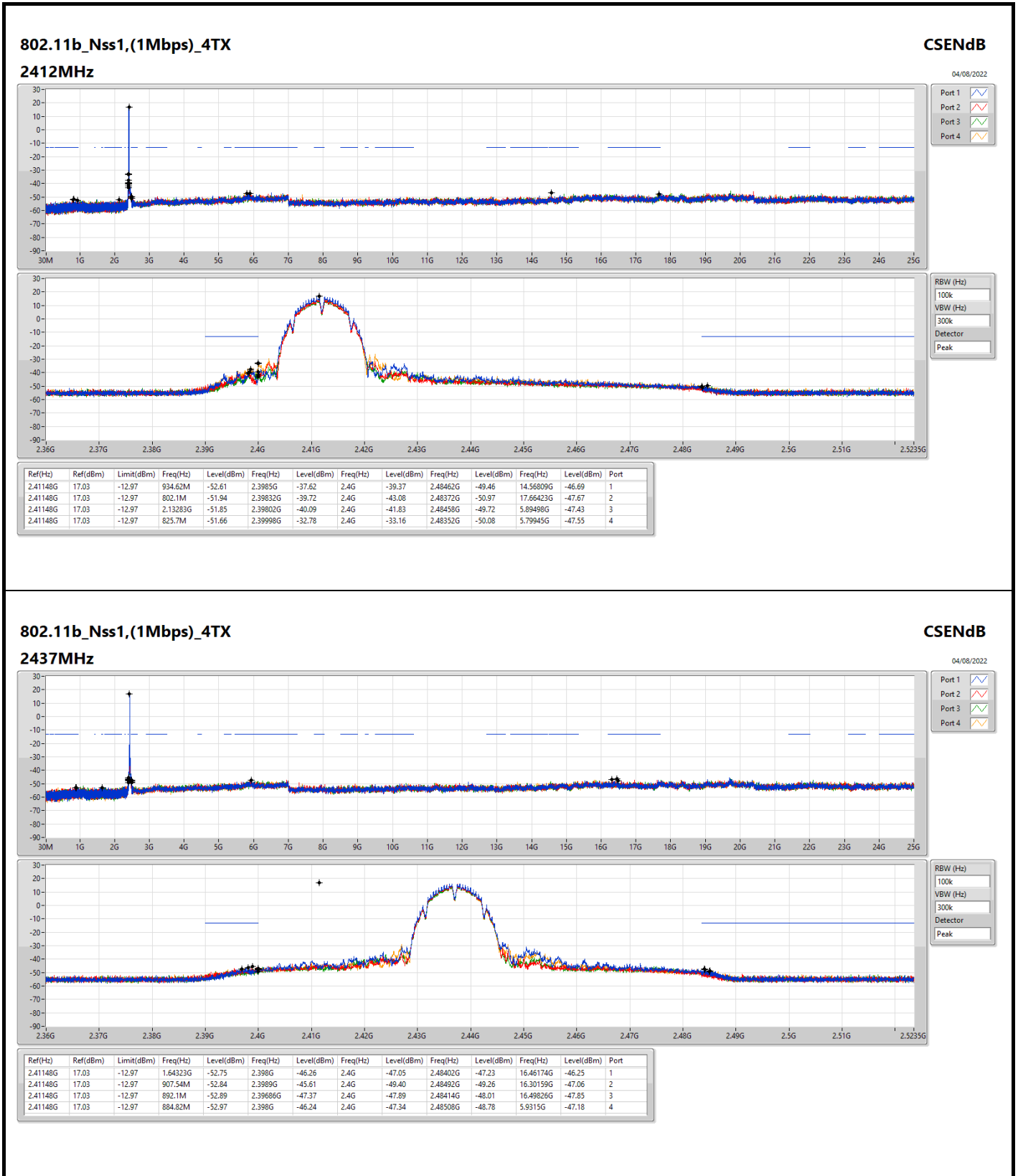


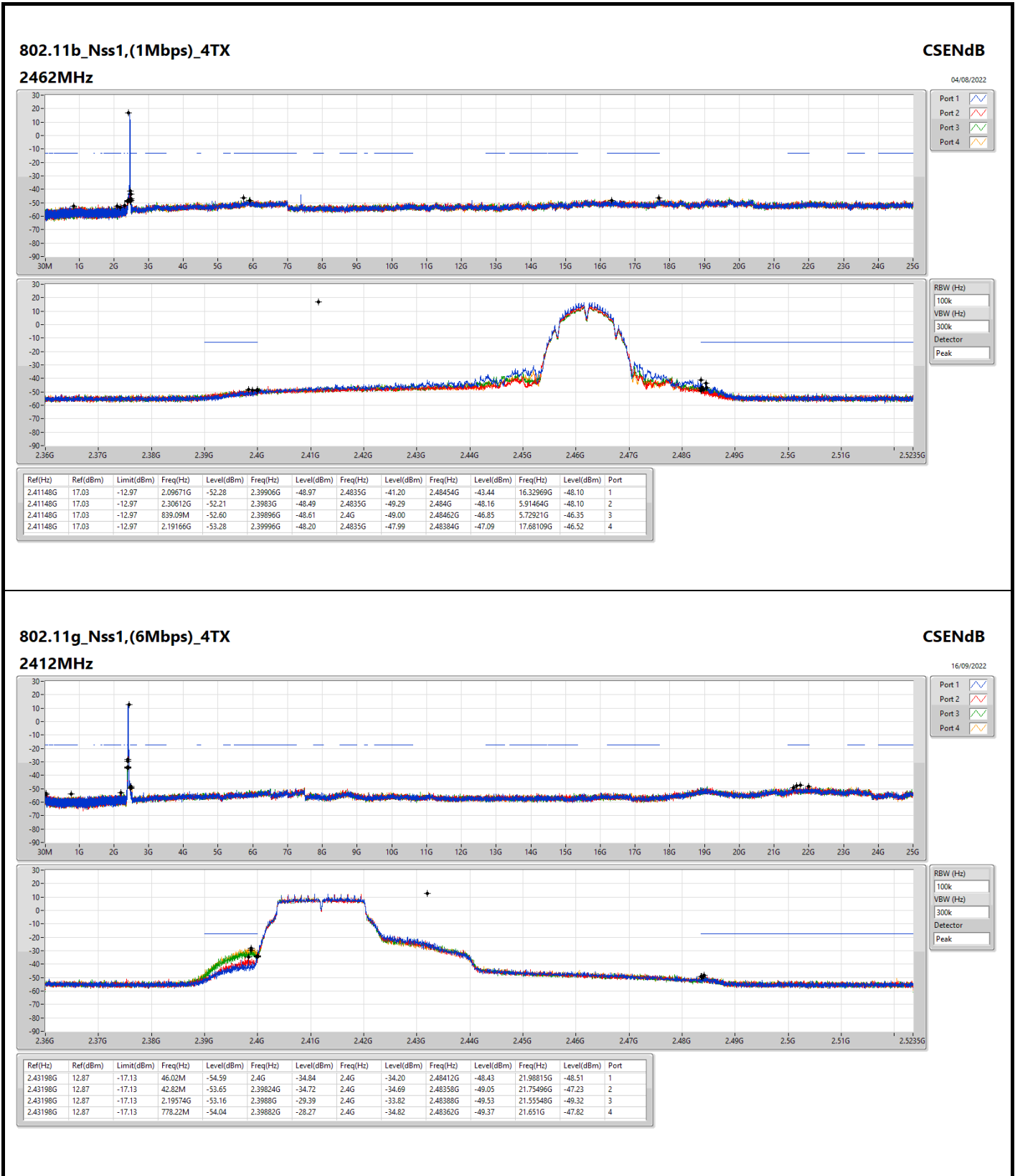
Summary

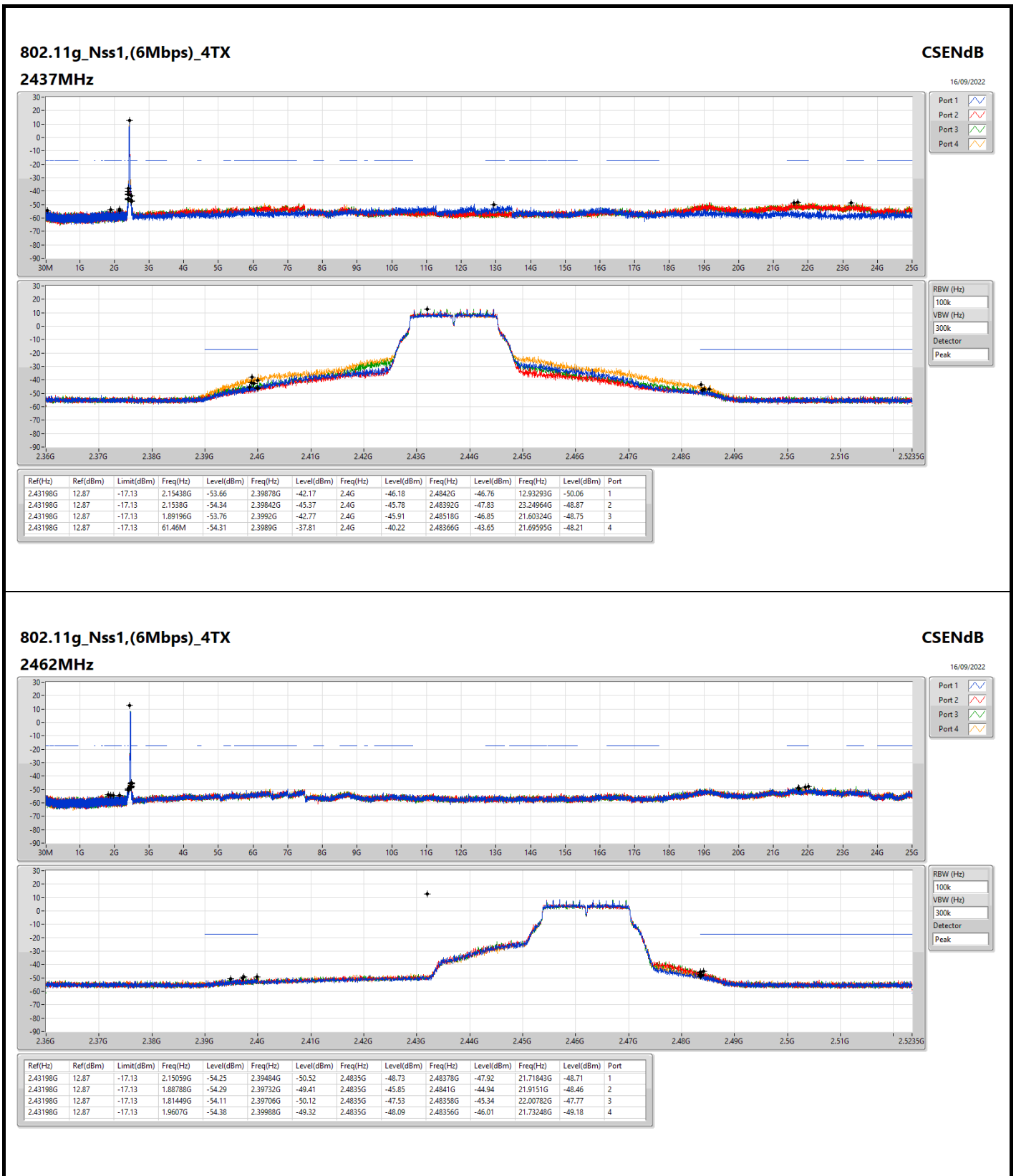
Mode	Result	Ref (Hz)	Ref (dBm)	Limit (dBm)	Freq (Hz)	Level (dBm)	Freq (Hz)	Level (dBm)	Freq (Hz)	Level (dBm)	Freq (Hz)	Level (dBm)	Freq (Hz)	Level (dBm)	Port
2.4-2.4835GHz	-	-	-	-	-	-	-	-	-	-	-	-	-	-	-
802.11b_Nss1,(1Mbps)_4TX	Pass	2.41148G	17.03	-12.97	825.7M	-51.66	2.39998G	-32.78	2.4G	-33.16	2.48352G	-50.08	5.79945G	-47.55	4
802.11g_Nss1,(6Mbps)_4TX	Pass	2.43198G	12.87	-17.13	778.22M	-54.04	2.39882G	-28.27	2.4G	-34.82	2.48362G	-49.37	21.651G	-47.82	4
802.11ax HEW20_Nss1,(MCS0)_4TX	Pass	2.442G	13.10	-16.90	851.91M	-51.48	2.39844G	-27.76	2.4G	-34.61	2.48418G	-48.72	16.43364G	-42.82	4
802.11ax HEW40_Nss1,(MCS0)_4TX	Pass	2.42572G	10.33	-19.67	676.64M	-51.07	2.4G	-27.14	2.4G	-25.59	2.48418G	-44.15	17.02943G	-43.09	2

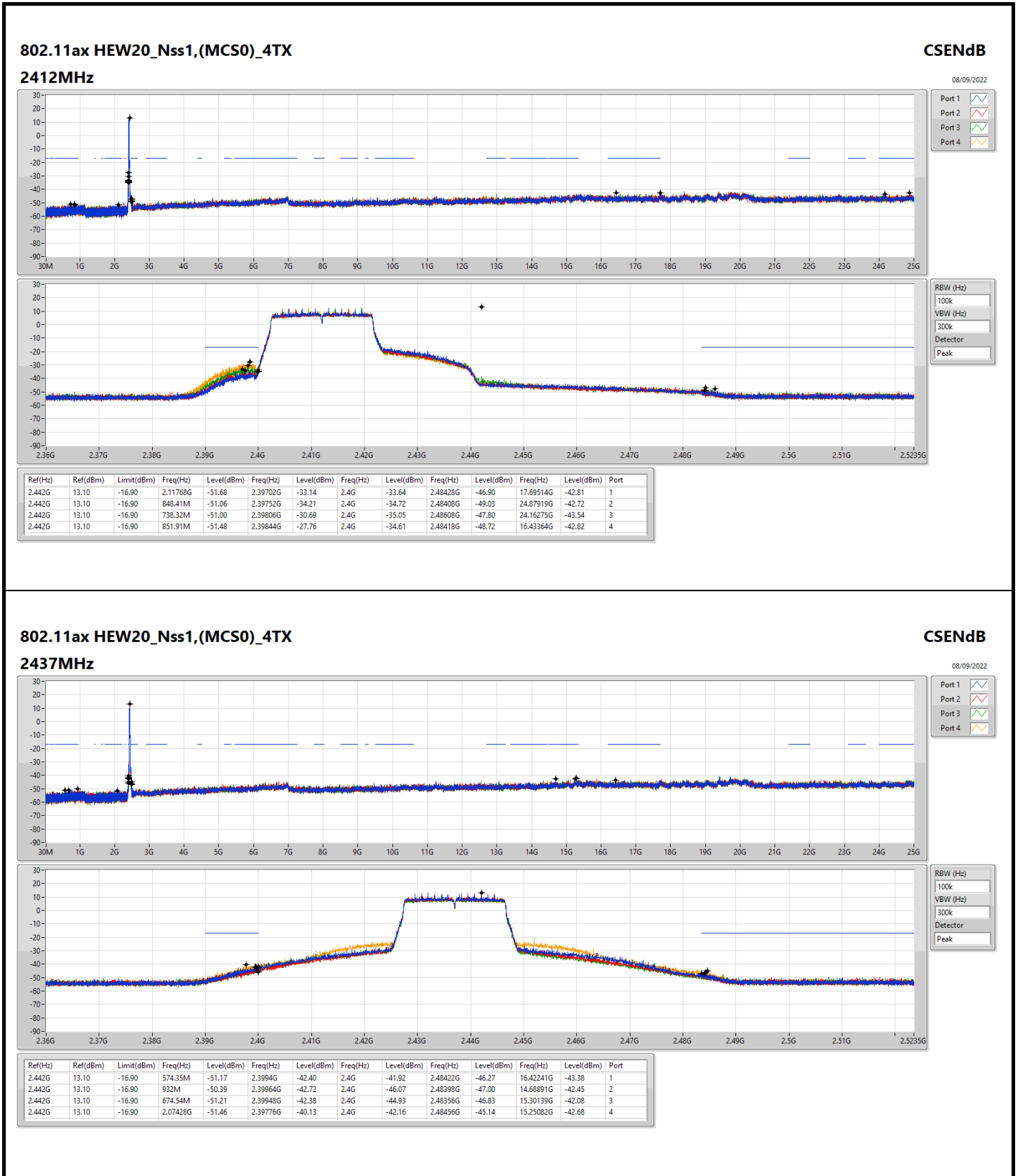
Result

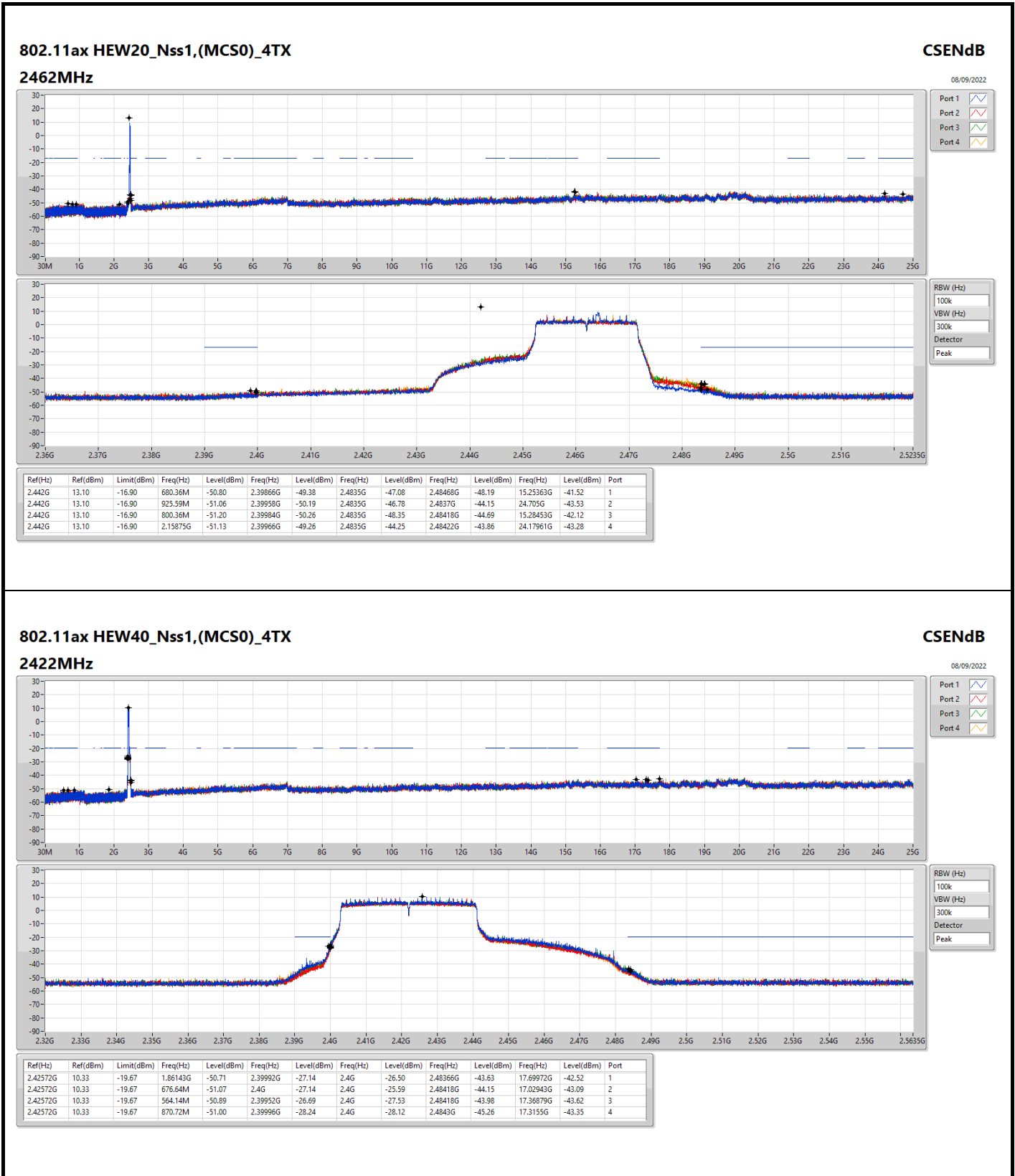
Mode	Result	Ref (Hz)	Ref (dBm)	Limit (dBm)	Freq (Hz)	Level (dBm)	Freq (Hz)	Level (dBm)	Freq (Hz)	Level (dBm)	Freq (Hz)	Level (dBm)	Freq (Hz)	Level (dBm)	Port
802.11b_Nss1,(1Mbps)_4TX	-	-	-	-	-	-	-	-	-	-	-	-	-	-	-
2412MHz	Pass	2.41148G	17.03	-12.97	934.62M	-52.61	2.3985G	-37.62	2.4G	-39.37	2.48462G	-49.46	14.56809G	-46.69	1
2412MHz	Pass	2.41148G	17.03	-12.97	802.1M	-51.94	2.39832G	-39.72	2.4G	-43.08	2.48372G	-50.97	17.66423G	-47.67	2
2412MHz	Pass	2.41148G	17.03	-12.97	2.13283G	-51.85	2.39802G	-40.09	2.4G	-41.83	2.48458G	-49.72	5.89498G	-47.43	3
2412MHz	Pass	2.41148G	17.03	-12.97	825.7M	-51.66	2.39998G	-32.78	2.4G	-33.16	2.48352G	-50.08	5.79945G	-47.55	4
2437MHz	Pass	2.41148G	17.03	-12.97	1.64323G	-52.75	2.398G	-46.26	2.4G	-47.05	2.48402G	-47.23	16.46174G	-46.25	1
2437MHz	Pass	2.41148G	17.03	-12.97	907.54M	-52.84	2.3989G	-45.61	2.4G	-49.40	2.48492G	-49.26	16.30159G	-47.06	2
2437MHz	Pass	2.41148G	17.03	-12.97	892.1M	-52.89	2.39686G	-47.37	2.4G	-47.89	2.48414G	-48.01	16.49826G	-47.85	3
2437MHz	Pass	2.41148G	17.03	-12.97	884.82M	-52.97	2.398G	-46.24	2.4G	-47.34	2.48508G	-48.78	5.9315G	-47.18	4
2462MHz	Pass	2.41148G	17.03	-12.97	2.09671G	-52.28	2.39906G	-48.97	2.4835G	-41.20	2.48454G	-43.44	16.32969G	-48.10	1
2462MHz	Pass	2.41148G	17.03	-12.97	2.30612G	-52.21	2.3983G	-48.49	2.4835G	-49.29	2.484G	-48.16	5.91464G	-48.10	2
2462MHz	Pass	2.41148G	17.03	-12.97	839.09M	-52.60	2.39896G	-48.61	2.4G	-49.00	2.48462G	-46.85	5.72921G	-46.35	3
2462MHz	Pass	2.41148G	17.03	-12.97	2.19166G	-53.28	2.39996G	-48.20	2.4835G	-47.99	2.48384G	-47.09	17.68109G	-46.52	4
802.11g_Nss1,(6Mbps)_4TX	-	-	-	-	-	-	-	-	-	-	-	-	-	-	-
2412MHz	Pass	2.43198G	12.87	-17.13	46.02M	-54.59	2.4G	-34.84	2.4G	-34.20	2.48412G	-48.43	21.98815G	-48.51	1
2412MHz	Pass	2.43198G	12.87	-17.13	42.82M	-53.65	2.39824G	-34.72	2.4G	-34.69	2.48358G	-49.05	21.75496G	-47.23	2
2412MHz	Pass	2.43198G	12.87	-17.13	2.19574G	-53.16	2.3988G	-29.39	2.4G	-33.82	2.48388G	-49.53	21.55548G	-49.32	3
2412MHz	Pass	2.43198G	12.87	-17.13	778.22M	-54.04	2.39882G	-28.27	2.4G	-34.82	2.48362G	-49.37	21.651G	-47.82	4
2437MHz	Pass	2.43198G	12.87	-17.13	2.15438G	-53.66	2.39878G	-42.17	2.4G	-46.18	2.4842G	-46.76	12.93293G	-50.06	1
2437MHz	Pass	2.43198G	12.87	-17.13	2.1538G	-54.34	2.39842G	-45.37	2.4G	-45.78	2.48392G	-47.83	23.24964G	-48.87	2
2437MHz	Pass	2.43198G	12.87	-17.13	1.89196G	-53.76	2.3992G	-42.77	2.4G	-45.91	2.48518G	-46.85	21.60324G	-48.75	3
2437MHz	Pass	2.43198G	12.87	-17.13	61.46M	-54.31	2.3989G	-37.81	2.4G	-40.22	2.48366G	-43.65	21.69595G	-48.21	4
2462MHz	Pass	2.43198G	12.87	-17.13	2.15059G	-54.25	2.39484G	-50.52	2.4835G	-48.73	2.48378G	-47.92	21.71843G	-48.71	1
2462MHz	Pass	2.43198G	12.87	-17.13	1.88788G	-54.29	2.39732G	-49.41	2.4835G	-45.85	2.4841G	-44.94	21.9151G	-48.46	2
2462MHz	Pass	2.43198G	12.87	-17.13	1.81449G	-54.11	2.39706G	-50.12	2.4835G	-47.53	2.48358G	-45.34	22.00782G	-47.77	3
2462MHz	Pass	2.43198G	12.87	-17.13	1.9607G	-54.38	2.39988G	-49.32	2.4835G	-48.09	2.48356G	-46.01	21.73248G	-49.18	4
802.11ax HEW20_Nss1,(MCS0)_4TX	-	-	-	-	-	-	-	-	-	-	-	-	-	-	-
2412MHz	Pass	2.442G	13.10	-16.90	2.11768G	-51.68	2.39702G	-33.14	2.4G	-33.64	2.48428G	-46.90	17.69514G	-42.81	1
2412MHz	Pass	2.442G	13.10	-16.90	848.41M	-51.06	2.39752G	-34.21	2.4G	-34.72	2.48408G	-49.03	24.87919G	-42.72	2
2412MHz	Pass	2.442G	13.10	-16.90	738.32M	-51.00	2.39806G	-30.69	2.4G	-35.05	2.48608G	-47.80	24.16275G	-43.54	3
2412MHz	Pass	2.442G	13.10	-16.90	851.91M	-51.48	2.39844G	-27.76	2.4G	-34.61	2.48418G	-48.72	16.43364G	-42.82	4
2437MHz	Pass	2.442G	13.10	-16.90	574.35M	-51.17	2.3994G	-42.40	2.4G	-41.92	2.48422G	-46.27	16.42241G	-43.38	1
2437MHz	Pass	2.442G	13.10	-16.90	932M	-50.39	2.39964G	-42.72	2.4G	-46.07	2.48398G	-47.00	14.68891G	-42.45	2
2437MHz	Pass	2.442G	13.10	-16.90	674.54M	-51.21	2.39948G	-42.38	2.4G	-44.93	2.48356G	-46.83	15.30139G	-42.08	3
2437MHz	Pass	2.442G	13.10	-16.90	2.07428G	-51.46	2.39776G	-40.13	2.4G	-42.16	2.48456G	-45.14	15.25082G	-42.68	4
2462MHz	Pass	2.442G	13.10	-16.90	680.36M	-50.80	2.39866G	-49.38	2.4835G	-47.08	2.48468G	-48.19	15.25363G	-41.52	1
2462MHz	Pass	2.442G	13.10	-16.90	925.59M	-51.06	2.39958G	-50.19	2.4835G	-46.78	2.4837G	-44.15	24.705G	-43.53	2
2462MHz	Pass	2.442G	13.10	-16.90	800.36M	-51.20	2.39984G	-50.26	2.4835G	-48.35	2.48418G	-44.69	15.28453G	-42.12	3
2462MHz	Pass	2.442G	13.10	-16.90	2.15875G	-51.13	2.39966G	-49.26	2.4835G	-44.25	2.48422G	-43.86	24.17961G	-43.28	4
802.11ax HEW40_Nss1,(MCS0)_4TX	-	-	-	-	-	-	-	-	-	-	-	-	-	-	-
2422MHz	Pass	2.42572G	10.33	-19.67	1.86143G	-50.71	2.39992G	-27.14	2.4G	-26.50	2.48366G	-43.63	17.69972G	-42.52	1
2422MHz	Pass	2.42572G	10.33	-19.67	676.64M	-51.07	2.4G	-27.14	2.4G	-25.59	2.48418G	-44.15	17.02943G	-43.09	2
2422MHz	Pass	2.42572G	10.33	-19.67	564.14M	-50.89	2.39952G	-26.69	2.4G	-27.53	2.48418G	-43.98	17.36879G	-43.62	3
2422MHz	Pass	2.42572G	10.33	-19.67	870.72M	-51.00	2.39996G	-28.24	2.4G	-28.12	2.4843G	-45.26	17.3155G	-43.35	4
2437MHz	Pass	2.42572G	10.33	-19.67	696.39M	-51.43	2.39956G	-35.28	2.4G	-41.28	2.48374G	-42.94	17.69972G	-43.33	1
2437MHz	Pass	2.42572G	10.33	-19.67	572.44M	-50.53	2.39868G	-42.69	2.4G	-44.46	2.48374G	-44.53	23.20788G	-43.24	2
2437MHz	Pass	2.42572G	10.33	-19.67	940.28M	-49.70	2.4G	-42.15	2.4G	-44.73	2.48414G	-45.68	16.67325G	-43.60	3
2437MHz	Pass	2.42572G	10.33	-19.67	1.99282G	-51.15	2.39812G	-41.18	2.4835G	-41.68	2.48362G	-41.34	16.40402G	-43.37	4
2452MHz	Pass	2.42572G	10.33	-19.67	860.13M	-51.20	2.3992G	-38.12	2.4G	-39.10	2.48362G	-46.73	24.49798G	-42.80	1
2452MHz	Pass	2.42572G	10.33	-19.67	932.55M	-50.37	2.39948G	-38.03	2.4G	-41.90	2.48354G	-44.25	24.30166G	-43.04	2
2452MHz	Pass	2.42572G	10.33	-19.67	711.85M	-50.82	2.39952G	-37.07	2.4G	-40.24	2.48406G	-41.82	15.30743G	-42.99	3
2452MHz	Pass	2.42572G	10.33	-19.67	642.58M	-51.69	2.39984G	-37.64	2.4G	-39.40	2.4839G	-46.01	21.48869G	-43.47	4









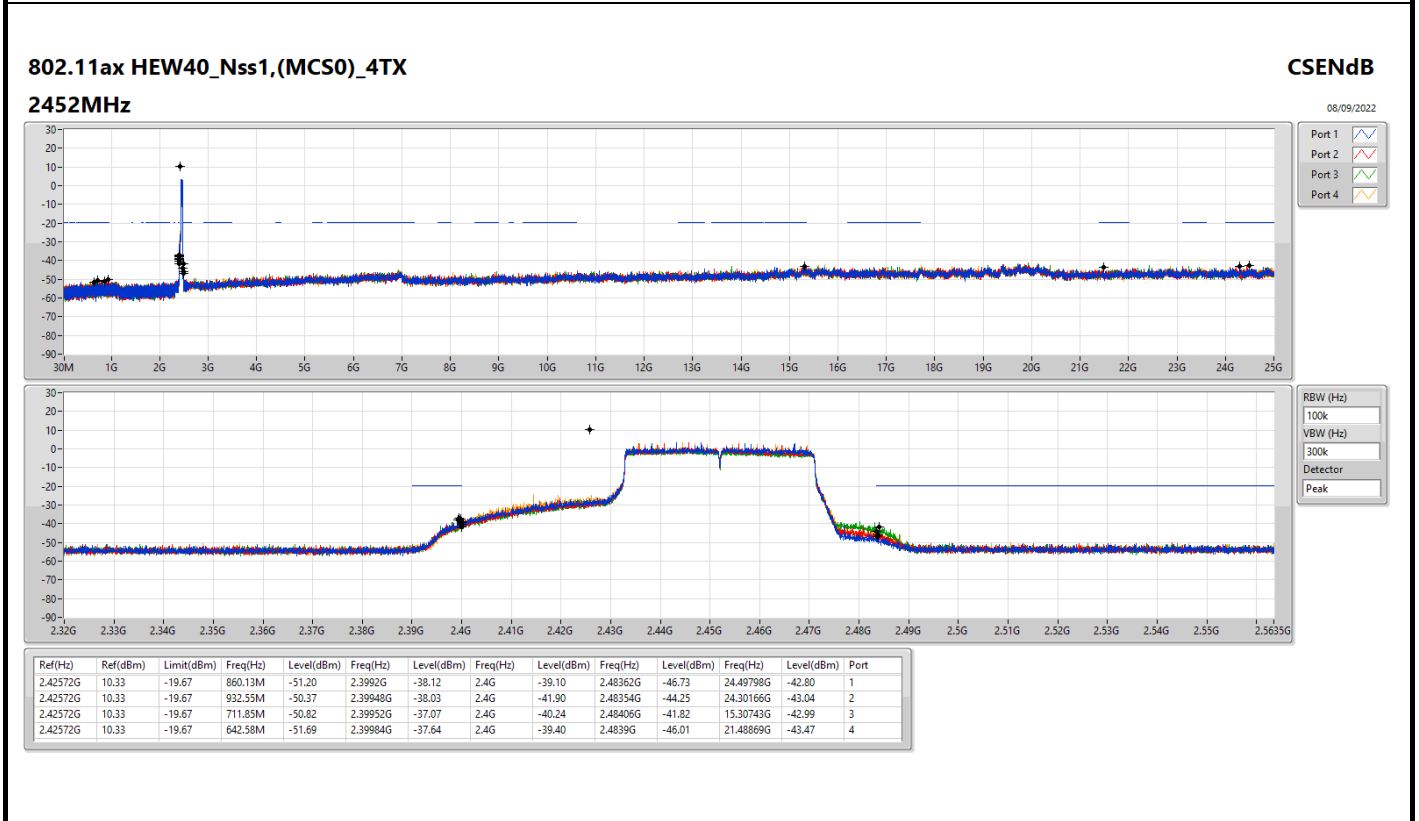
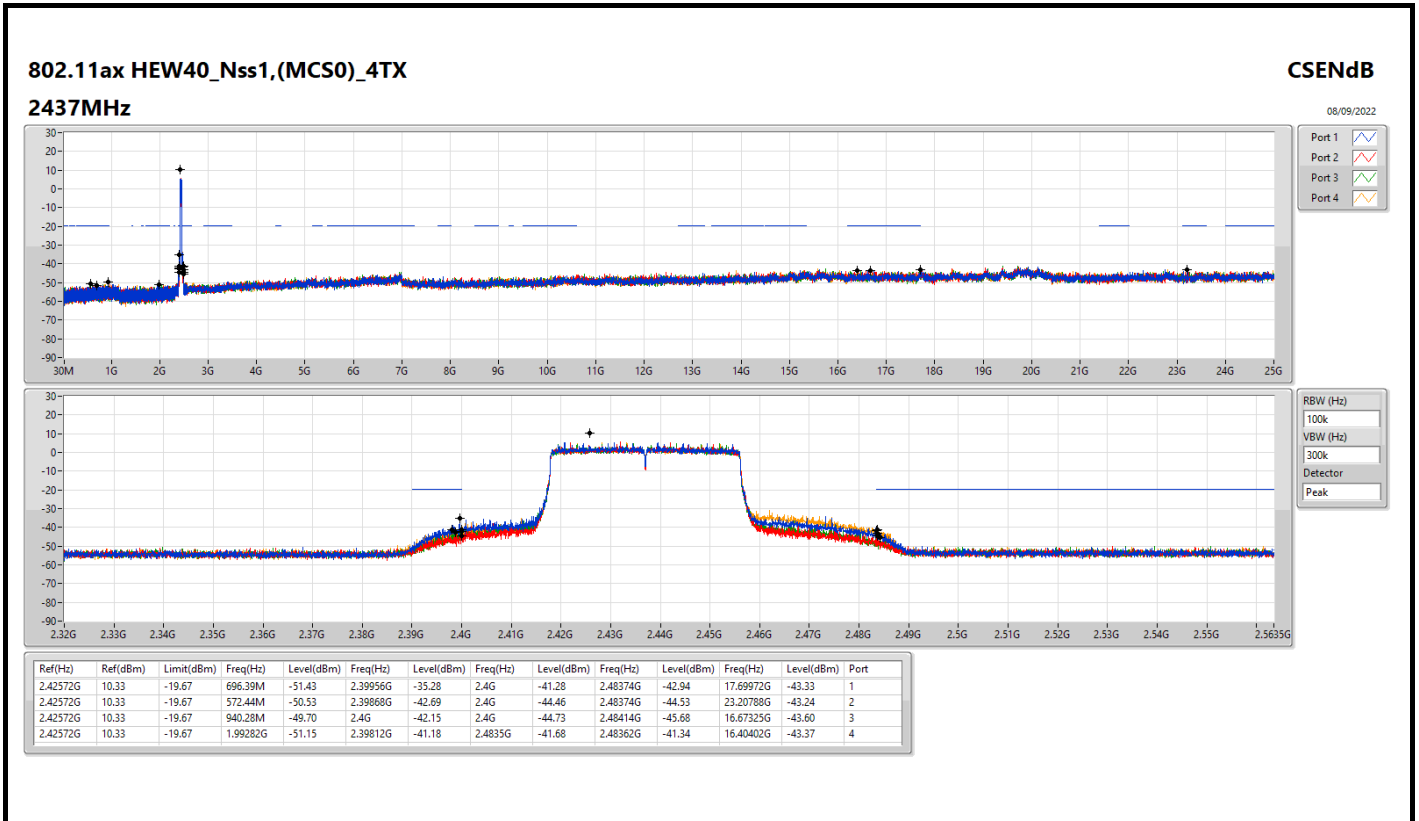


802.11ax HEW40_Nss1,(MCS0)_4TX

2422MHz

CSENdB

08/09/2022



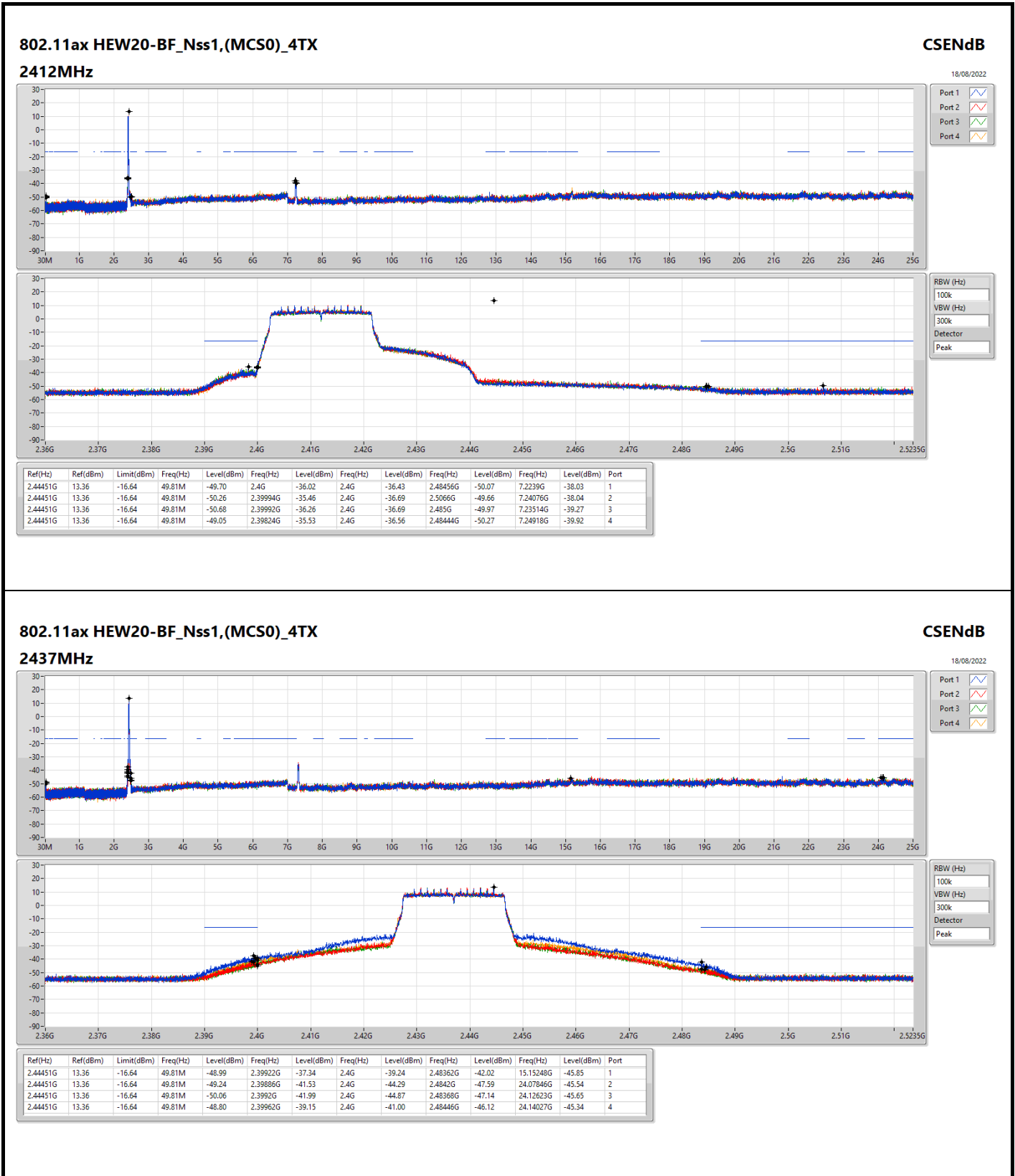


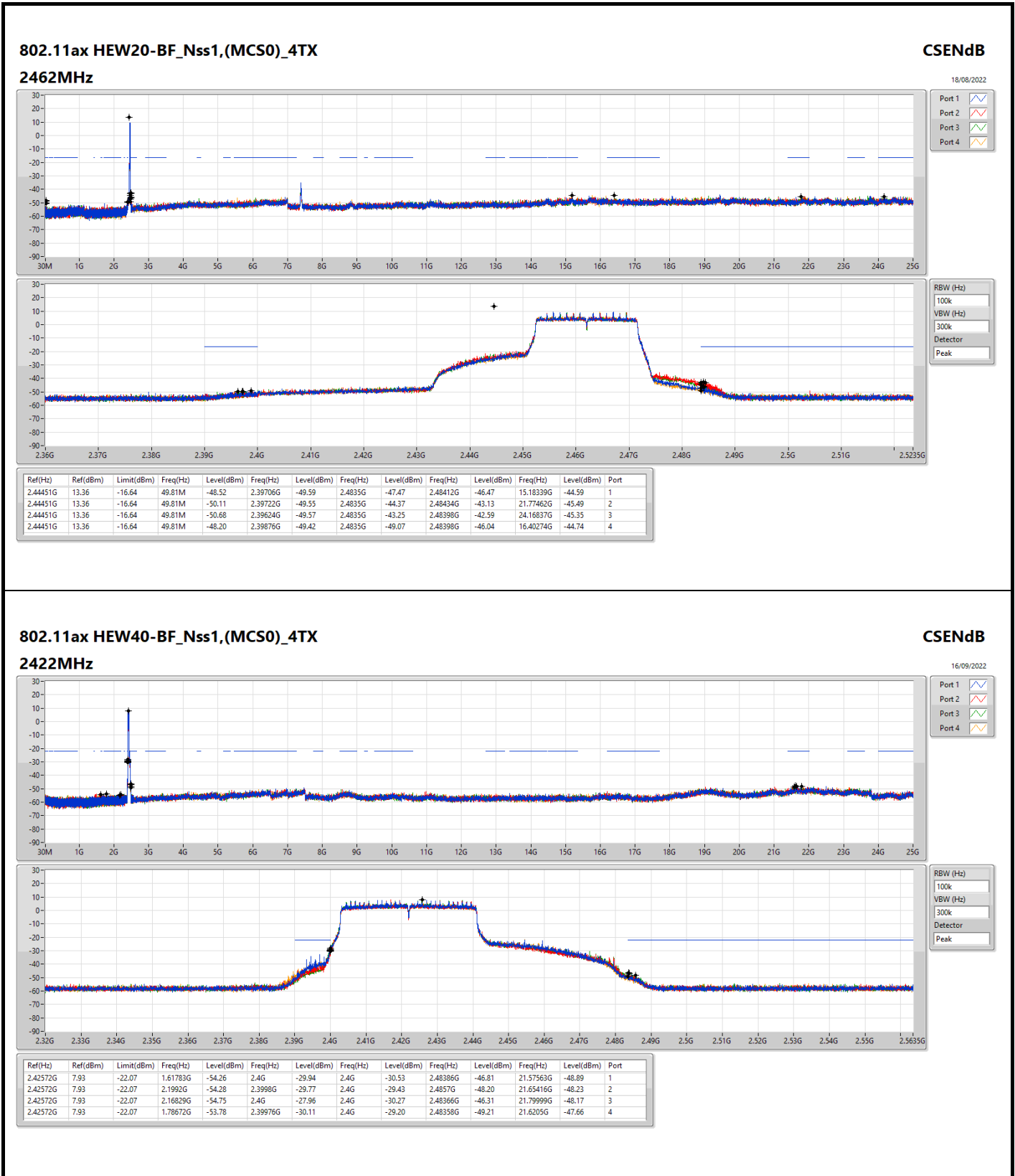
Summary

Mode	Result	Ref (Hz)	Ref (dBm)	Limit (dBm)	Freq (Hz)	Level (dBm)	Freq (Hz)	Level (dBm)	Freq (Hz)	Level (dBm)	Freq (Hz)	Level (dBm)	Freq (Hz)	Level (dBm)	Port
2.4-2.4835GHz	-	-	-	-	-	-	-	-	-	-	-	-	-	-	-
802.11ax HEW20-BF_Nss1,(MCS0)_4TX	Pass	2.44451G	13.36	-16.64	49.81M	-50.26	2.39994G	-35.46	2.4G	-36.69	2.5066G	-49.66	7.24076G	-38.04	2
802.11ax HEW40-BF_Nss1,(MCS0)_4TX	Pass	2.42572G	7.93	-22.07	2.16829G	-54.75	2.4G	-27.96	2.4G	-30.27	2.48366G	-46.31	21.79999G	-48.17	3

Result

Mode	Result	Ref (Hz)	Ref (dBm)	Limit (dBm)	Freq (Hz)	Level (dBm)	Freq (Hz)	Level (dBm)	Freq (Hz)	Level (dBm)	Freq (Hz)	Level (dBm)	Freq (Hz)	Level (dBm)	Port
802.11ax HEW20-BF_Nss1,(MCS0)_4TX	-	-	-	-	-	-	-	-	-	-	-	-	-	-	-
2412MHz	Pass	2.44451G	13.36	-16.64	49.81M	-49.70	2.4G	-36.02	2.4G	-36.43	2.48456G	-50.07	7.2239G	-38.03	1
2412MHz	Pass	2.44451G	13.36	-16.64	49.81M	-50.26	2.39994G	-35.46	2.4G	-36.69	2.5066G	-49.66	7.24076G	-38.04	2
2412MHz	Pass	2.44451G	13.36	-16.64	49.81M	-50.68	2.39992G	-36.26	2.4G	-36.69	2.485G	-49.97	7.23514G	-39.27	3
2412MHz	Pass	2.44451G	13.36	-16.64	49.81M	-49.05	2.39824G	-35.53	2.4G	-36.56	2.48444G	-50.27	7.24918G	-39.92	4
2437MHz	Pass	2.44451G	13.36	-16.64	49.81M	-48.99	2.39922G	-37.34	2.4G	-39.24	2.48362G	-42.02	15.15248G	-45.85	1
2437MHz	Pass	2.44451G	13.36	-16.64	49.81M	-49.24	2.39886G	-41.53	2.4G	-44.29	2.4842G	-47.59	24.07846G	-45.54	2
2437MHz	Pass	2.44451G	13.36	-16.64	49.81M	-50.06	2.3992G	-41.99	2.4G	-44.87	2.48368G	-47.14	24.12623G	-45.65	3
2437MHz	Pass	2.44451G	13.36	-16.64	49.81M	-48.80	2.39962G	-39.15	2.4G	-41.00	2.48446G	-46.12	24.14027G	-45.34	4
2462MHz	Pass	2.44451G	13.36	-16.64	49.81M	-48.52	2.39706G	-49.59	2.4835G	-47.47	2.48412G	-46.47	15.18339G	-44.59	1
2462MHz	Pass	2.44451G	13.36	-16.64	49.81M	-50.11	2.39722G	-49.55	2.4835G	-44.37	2.48434G	-43.13	21.77462G	-45.49	2
2462MHz	Pass	2.44451G	13.36	-16.64	49.81M	-50.68	2.39624G	-49.57	2.4835G	-43.25	2.48398G	-42.59	24.16837G	-45.35	3
2462MHz	Pass	2.44451G	13.36	-16.64	49.81M	-48.20	2.39876G	-49.42	2.4835G	-49.07	2.48398G	-46.04	16.40274G	-44.74	4
802.11ax HEW40-BF_Nss1,(MCS0)_4TX	-	-	-	-	-	-	-	-	-	-	-	-	-	-	-
2422MHz	Pass	2.42572G	7.93	-22.07	1.61783G	-54.26	2.4G	-29.94	2.4G	-30.53	2.48386G	-46.81	21.57563G	-48.89	1
2422MHz	Pass	2.42572G	7.93	-22.07	2.1992G	-54.28	2.3998G	-29.77	2.4G	-29.43	2.4857G	-48.20	21.65416G	-48.23	2
2422MHz	Pass	2.42572G	7.93	-22.07	2.16829G	-54.75	2.4G	-27.96	2.4G	-30.27	2.48366G	-46.31	21.79999G	-48.17	3
2422MHz	Pass	2.42572G	7.93	-22.07	1.78672G	-53.78	2.39976G	-30.11	2.4G	-29.20	2.48358G	-49.21	21.6205G	-47.66	4
2437MHz	Pass	2.42572G	7.93	-22.07	2.11276G	-53.89	2.39956G	-36.32	2.4G	-40.71	2.48378G	-42.45	21.63733G	-49.06	1
2437MHz	Pass	2.42572G	7.93	-22.07	2.15512G	-53.21	2.3998G	-41.25	2.4G	-47.04	2.48442G	-48.32	21.79158G	-48.35	2
2437MHz	Pass	2.42572G	7.93	-22.07	2.11476G	-53.99	2.39968G	-44.18	2.4G	-46.42	2.48482G	-47.99	21.62331G	-49.31	3
2437MHz	Pass	2.42572G	7.93	-22.07	52.33M	-53.88	2.39948G	-36.69	2.4G	-42.93	2.48386G	-44.91	21.6205G	-47.94	4
2452MHz	Pass	2.42572G	7.93	-22.07	1.99396G	-54.03	2.39956G	-36.39	2.4G	-38.36	2.48606G	-46.87	21.95144G	-47.60	1
2452MHz	Pass	2.42572G	7.93	-22.07	1.75781G	-53.00	2.39944G	-35.87	2.4G	-38.36	2.4857G	-38.75	21.94022G	-48.30	2
2452MHz	Pass	2.42572G	7.93	-22.07	33.15M	-54.02	2.39948G	-33.96	2.4G	-38.98	2.48446G	-36.10	21.73549G	-49.38	3
2452MHz	Pass	2.42572G	7.93	-22.07	2.08814G	-54.03	2.39968G	-36.66	2.4G	-37.86	2.48414G	-46.68	22.00753G	-47.80	4



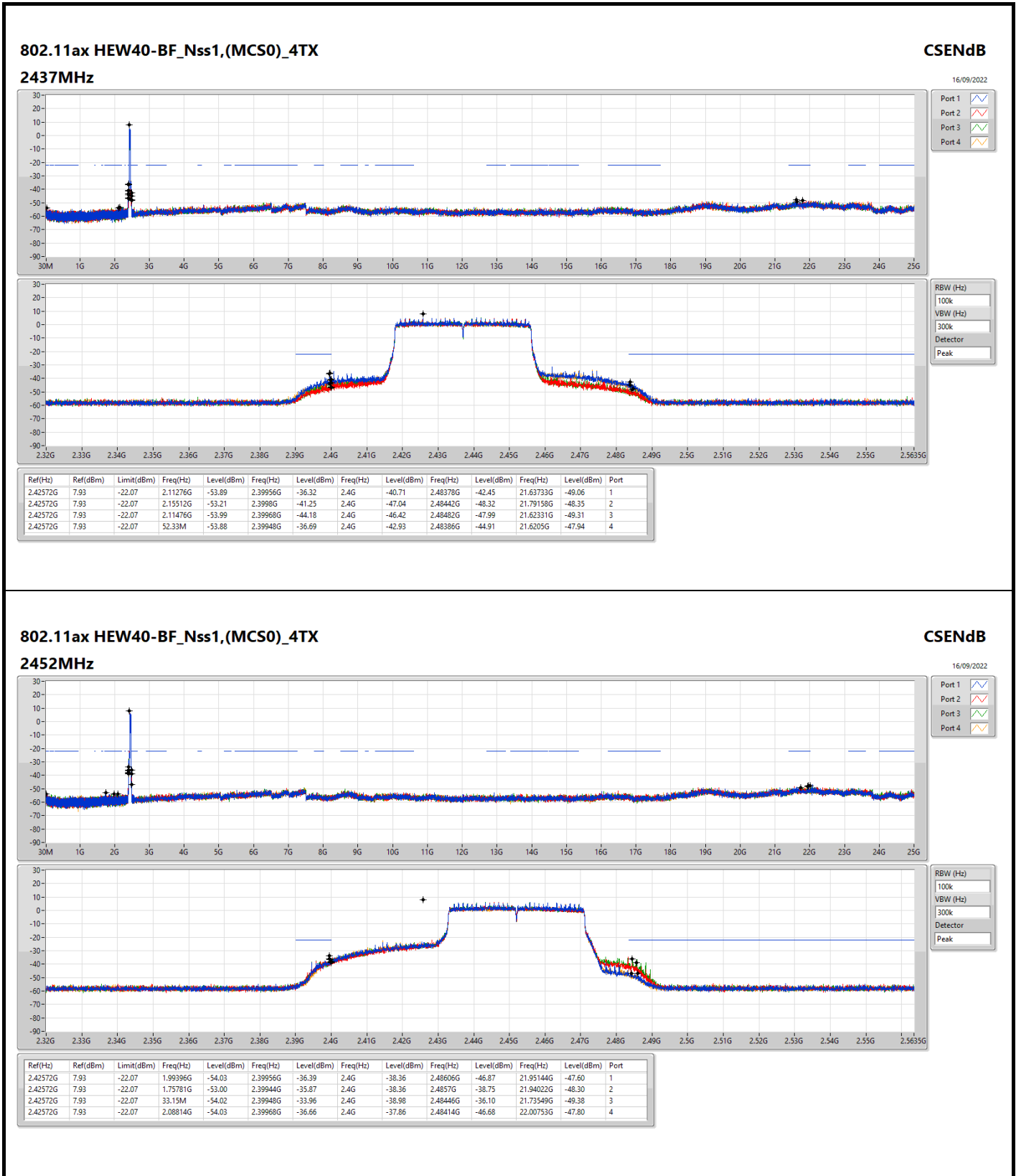


802.11ax HEW40-BF_Nss1,(MCS0)_4TX

2422MHz

CSENdB

16/09/2022

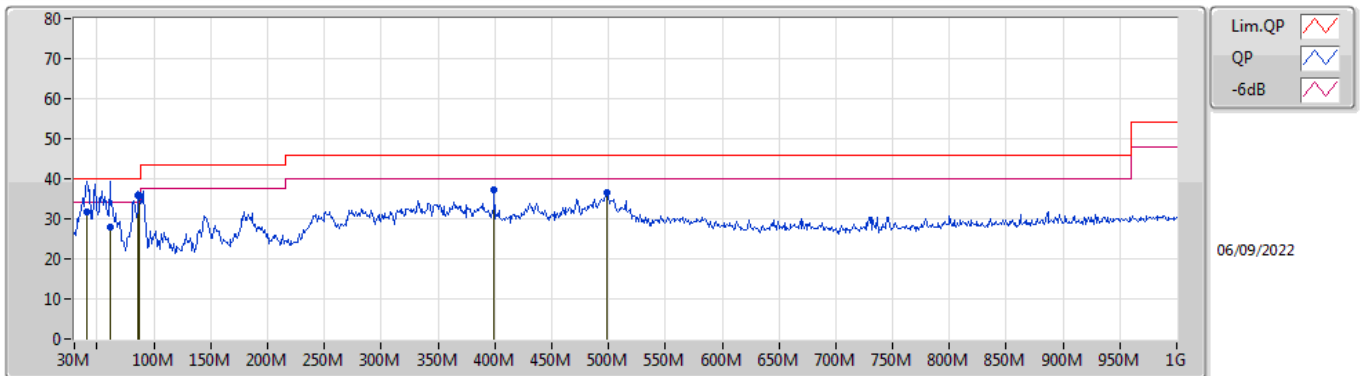




Summary

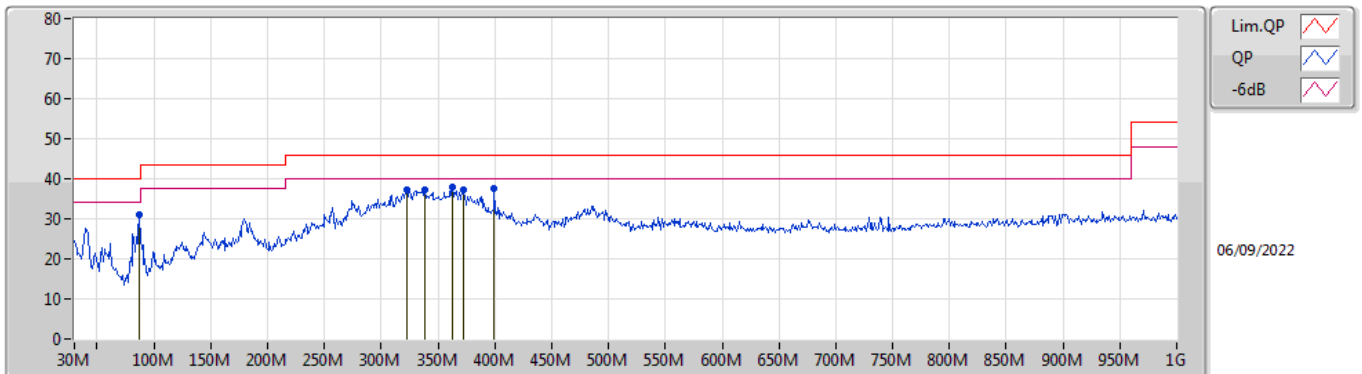
Mode	Result	Type	Freq (Hz)	Level (dBuV/m)	Limit (dBuV/m)	Margin (dB)	Condition
Mode 2	Pass	PK	87.23M	35.99	40.00	-4.01	Vertical

Mode 2



Type	Freq (Hz)	Level (dBuV/m)	Limit (dBuV/m)	Margin (dB)	Factor (dB/m)	Dist (m)	Condition	Azimuth (°)	Height (m)	Comment	Raw (dBuV/m)	AF (dB/m)	CL (dB)	PA (dB)
QP	40.67M	31.87	40.00	-8.13	-12.63	3	Vertical	315	1.50	-	44.50	18.22	0.91	31.76
QP	61.04M	28.01	40.00	-11.99	-18.49	3	Vertical	358	1.50	-	46.50	12.23	1.20	31.92
QP	86.26M	35.94	40.00	-4.06	-16.63	3	Vertical	122	1.50	-	52.57	13.89	1.43	31.95
PK	87.23M	35.99	40.00	-4.01	-16.49	3	Vertical	89	2.00	"Worst"	52.48	14.02	1.44	31.95
PK	399.57M	37.40	46.00	-8.60	-7.43	3	Vertical	205	1.50	-	44.83	21.53	3.20	32.16
PK	498.51M	36.51	46.00	-9.49	-5.61	3	Vertical	205	1.00	-	42.12	23.19	3.60	32.40

Mode 2



Type	Freq (Hz)	Level (dBuV/m)	Limit (dBuV/m)	Margin (dB)	Factor (dB/m)	Dist (m)	Condition	Azimuth (°)	Height (m)	Comment	Raw (dBuV/m)	AF (dB/m)	CL (dB)	PA (dB)
PK	87.23M	31.08	40.00	-8.92	-16.49	3	Horizontal	98	1.50	-	47.57	14.02	1.44	31.95
PK	322.94M	37.38	46.00	-8.62	-9.72	3	Horizontal	360	2.00	-	47.10	19.58	2.84	32.14
PK	338.46M	37.26	46.00	-8.74	-9.43	3	Horizontal	31	1.25	-	46.69	19.80	2.93	32.16
PK	362.71M	37.95	46.00	-8.05	-8.43	3	Horizontal	189	1.50	"Worst"	46.38	20.69	3.05	32.17
PK	372.41M	37.12	46.00	-8.88	-8.30	3	Horizontal	170	1.25	-	45.42	20.78	3.09	32.17
PK	399.57M	37.75	46.00	-8.25	-7.43	3	Horizontal	360	1.25	-	45.18	21.53	3.20	32.16

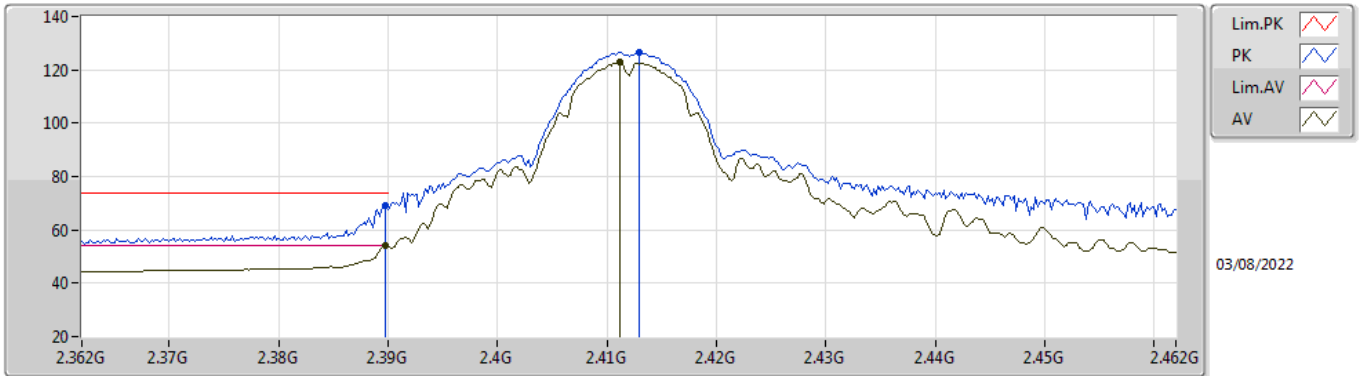


Summary

Mode	Result	Type	Freq (Hz)	Level (dBuV/m)	Limit (dBuV/m)	Margin (dB)	Dist (m)	Condition	Azimuth (°)	Height (m)	Comments
2.4-2.4835GHz	-	-	-	-	-	-	-	-	-	-	-
802.11b_Nss1,(1Mbps)_4TX	Pass	AV	2.3898G	53.94	54.00	-0.06	3	Vertical	355	1.72	-

802.11b_Nss1,(1Mbps)_4TX

2412MHz_TX

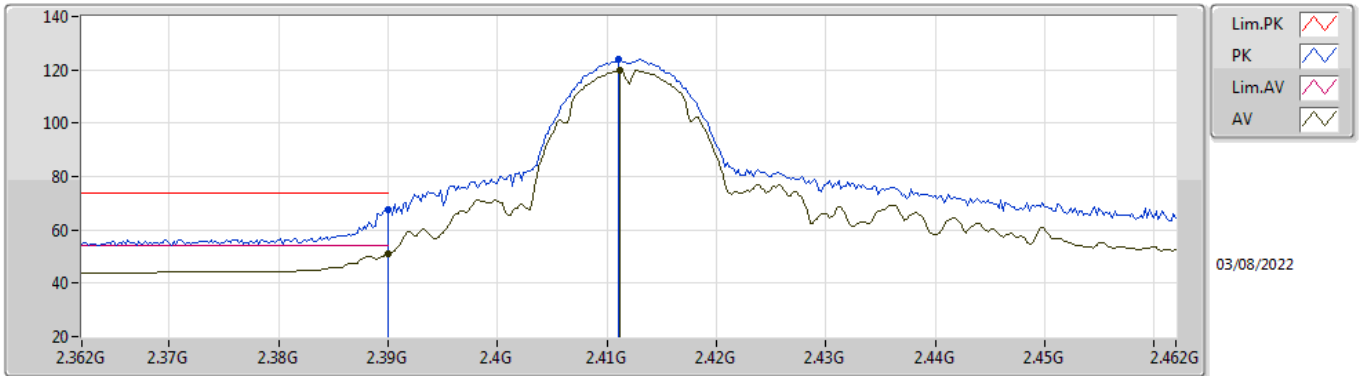


EUT_X_4TX
Setting 103
02-F-G-4

Type	Freq (Hz)	Level (dBuV/m)	Limit (dBuV/m)	Margin (dB)	Raw (dBuV)	Dist (m)	Condition	Azimuth (°)	Height (m)	Comment	AF (dB)	CL (dB)	PA (dB)
PK	2.3898G	69.09	74.00	-4.91	37.92	3	Vertical	355	1.72	-	28.38	2.79	-
AV	2.3898G	53.94	54.00	-0.06	22.77	3	Vertical	355	1.72	-	28.38	2.79	-
PK	2.413G	126.79	Inf	-Inf	95.58	3	Vertical	355	1.72	-	28.40	2.81	-
AV	2.4112G	122.73	Inf	-Inf	91.52	3	Vertical	355	1.72	-	28.40	2.81	-

802.11b_Nss1,(1Mbps)_4TX

2412MHz_TX

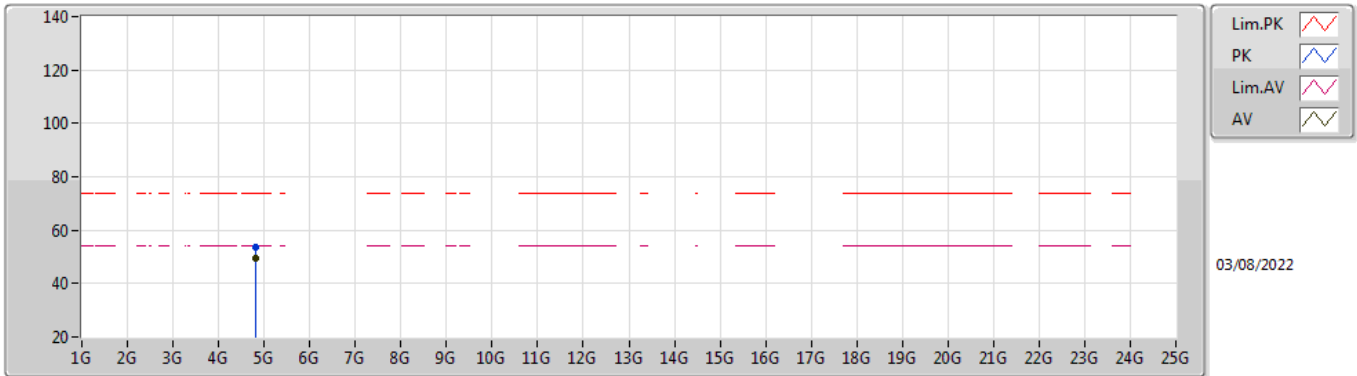


EUT_X_4TX
Setting 103
02-F-G-4

Type	Freq (Hz)	Level (dBuV/m)	Limit (dBuV/m)	Margin (dB)	Raw (dBuV)	Dist (m)	Condition	Azimuth (°)	Height (m)	Comment	AF (dB)	CL (dB)	PA (dB)
PK	2.39G	67.51	74.00	-6.49	36.34	3	Horizontal	36	2.60	-	28.38	2.79	-
AV	2.39G	51.05	54.00	-2.95	19.88	3	Horizontal	36	2.60	-	28.38	2.79	-
PK	2.411G	123.91	Inf	-Inf	92.70	3	Horizontal	36	2.60	-	28.40	2.81	-
AV	2.4112G	119.91	Inf	-Inf	88.70	3	Horizontal	36	2.60	-	28.40	2.81	-

802.11b_Nss1,(1Mbps)_4TX

2412MHz_TX

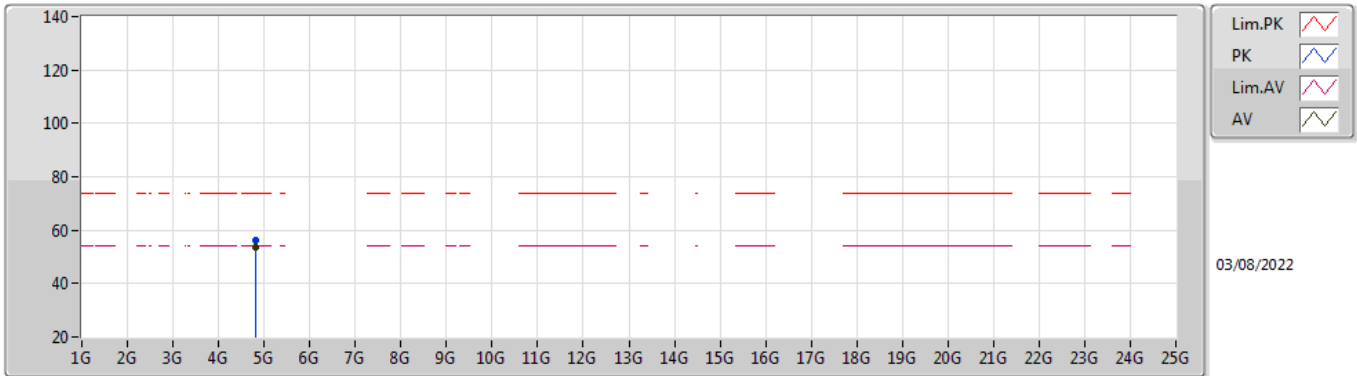


EUT X_4TX
Setting 103
02-F-G-4

Type	Freq (Hz)	Level (dBuV/m)	Limit (dBuV/m)	Margin (dB)	Raw (dBuV)	Dist (m)	Condition	Azimuth (°)	Height (m)	Comment	AF (dB)	CL (dB)	PA (dB)
PK	4.82394G	53.74	74.00	-20.26	46.50	3	Vertical	350	1.91	-	32.94	5.10	30.80
AV	4.82398G	49.73	54.00	-4.27	42.49	3	Vertical	350	1.91	-	32.94	5.10	30.80

802.11b_Nss1,(1Mbps)_4TX

2412MHz_TX

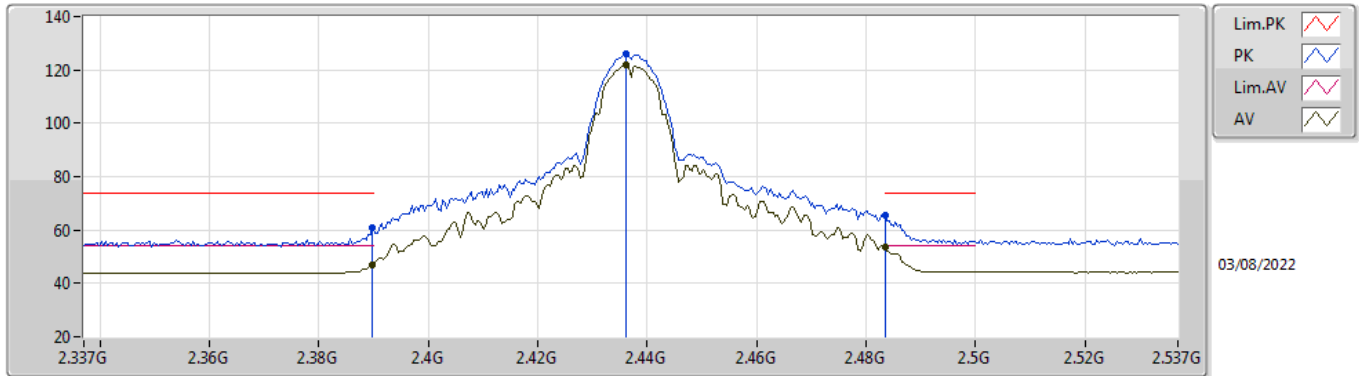


EUT X_4TX
Setting 103
02-F-G-4

Type	Freq (Hz)	Level (dBuV/m)	Limit (dBuV/m)	Margin (dB)	Raw (dBuV)	Dist (m)	Condition	Azimuth (°)	Height (m)	Comment	AF (dB)	CL (dB)	PA (dB)
PK	4.82406G	56.33	74.00	-17.67	49.09	3	Horizontal	18	2.72	-	32.94	5.10	30.80
AV	4.82396G	53.53	54.00	-0.47	46.29	3	Horizontal	18	2.72	-	32.94	5.10	30.80

802.11b_Nss1,(1Mbps)_4TX

2437MHz_TX

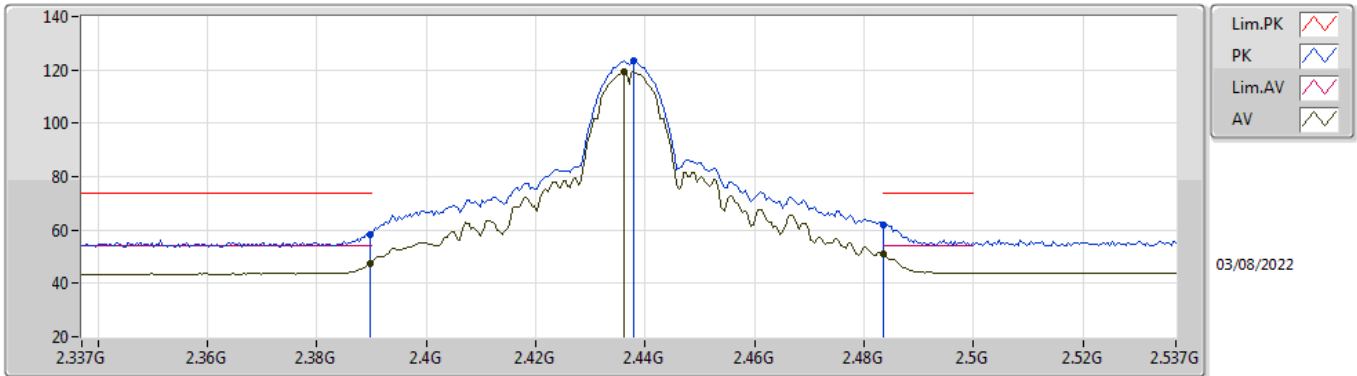


EUT_X_4TX
Setting 101
02-F-G-4

Type	Freq (Hz)	Level (dBuV/m)	Limit (dBuV/m)	Margin (dB)	Raw (dBuV)	Dist (m)	Condition	Azimuth (°)	Height (m)	Comment	AF (dB)	CL (dB)	PA (dB)
PK	2.3898G	60.99	74.00	-13.01	29.82	3	Vertical	-0	1.31	-	28.38	2.79	-
AV	2.3898G	46.77	54.00	-7.23	15.60	3	Vertical	-0	1.31	-	28.38	2.79	-
PK	2.4362G	125.91	Inf	-Inf	94.67	3	Vertical	-0	1.31	-	28.40	2.84	-
AV	2.4362G	121.85	Inf	-Inf	90.61	3	Vertical	-0	1.31	-	28.40	2.84	-
PK	2.4835G	65.55	74.00	-8.45	34.14	3	Vertical	-0	1.31	-	28.53	2.88	-
AV	2.4835G	53.52	54.00	-0.48	22.11	3	Vertical	-0	1.31	-	28.53	2.88	-

802.11b_Nss1,(1Mbps)_4TX

2437MHz_TX

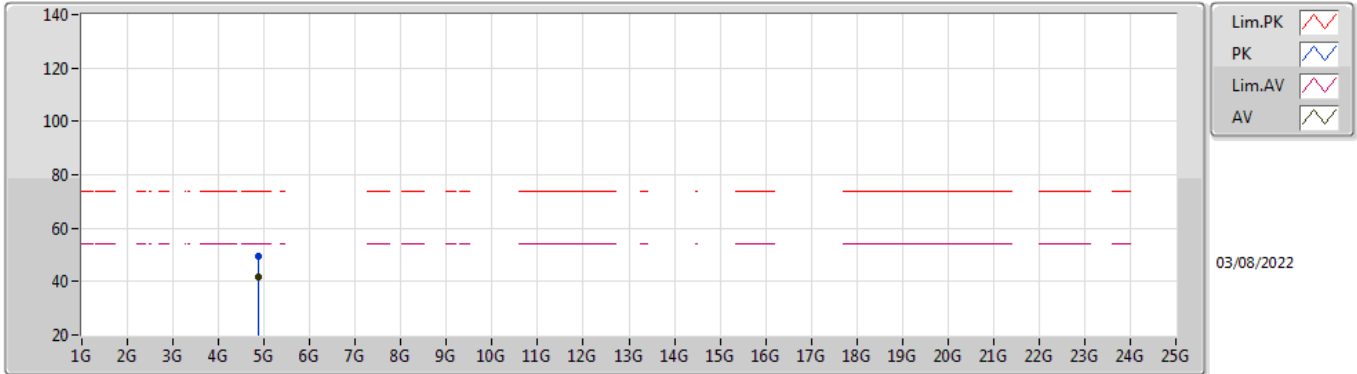


EUT_X_4TX
Setting 101
02-F-G-4

Type	Freq (Hz)	Level (dBuV/m)	Limit (dBuV/m)	Margin (dB)	Raw (dBuV)	Dist (m)	Condition	Azimuth (°)	Height (m)	Comment	AF (dB)	CL (dB)	PA (dB)
PK	2.3898G	58.26	74.00	-15.74	27.09	3	Horizontal	30	2.32	-	28.38	2.79	-
AV	2.3898G	47.35	54.00	-6.65	16.18	3	Horizontal	30	2.32	-	28.38	2.79	-
PK	2.4378G	123.36	Inf	-Inf	92.12	3	Horizontal	30	2.32	-	28.40	2.84	-
AV	2.4362G	119.35	Inf	-Inf	88.11	3	Horizontal	30	2.32	-	28.40	2.84	-
PK	2.4835G	61.90	74.00	-12.10	30.49	3	Horizontal	30	2.32	-	28.53	2.88	-
AV	2.4835G	51.22	54.00	-2.78	19.81	3	Horizontal	30	2.32	-	28.53	2.88	-

802.11b_Nss1,(1Mbps)_4TX

2437MHz_TX

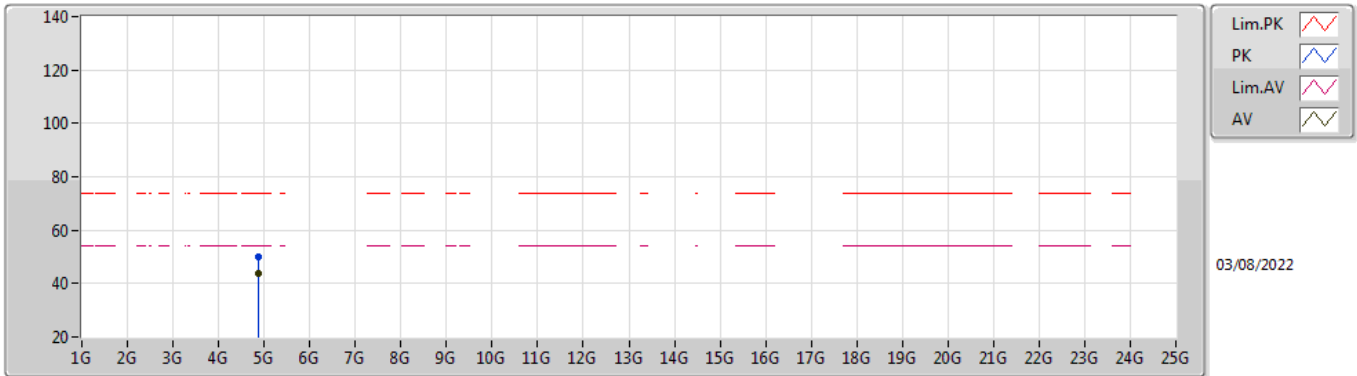


EUT X_4TX
Setting 101
02-F-G-4

Type	Freq (Hz)	Level (dBuV/m)	Limit (dBuV/m)	Margin (dB)	Raw (dBuV)	Dist (m)	Condition	Azimuth (°)	Height (m)	Comment	AF (dB)	CL (dB)	PA (dB)
PK	4.87406G	49.28	74.00	-24.72	41.81	3	Vertical	351	1.99	-	33.15	5.10	30.78
AV	4.87394G	41.62	54.00	-12.38	34.15	3	Vertical	351	1.99	-	33.15	5.10	30.78

802.11b_Nss1,(1Mbps)_4TX

2437MHz_TX

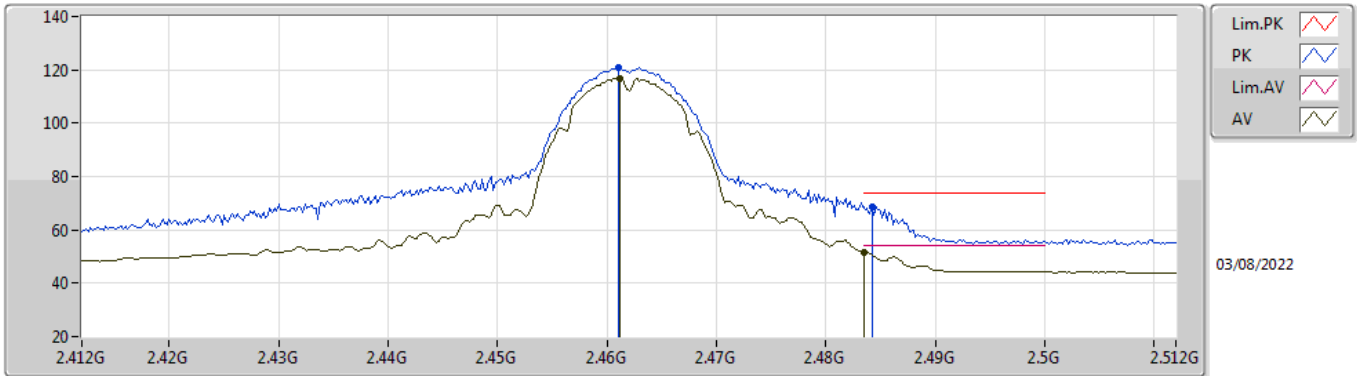


EUT X_4TX
Setting 101
02-F-G-4

Type	Freq (Hz)	Level (dBuV/m)	Limit (dBuV/m)	Margin (dB)	Raw (dBuV)	Dist (m)	Condition	Azimuth (°)	Height (m)	Comment	AF (dB)	CL (dB)	PA (dB)
PK	4.87426G	49.90	74.00	-24.10	42.43	3	Horizontal	19	2.68	-	33.15	5.10	30.78
AV	4.87398G	43.77	54.00	-10.23	36.30	3	Horizontal	19	2.68	-	33.15	5.10	30.78

802.11b_Nss1,(1Mbps)_4TX

2462MHz_TX

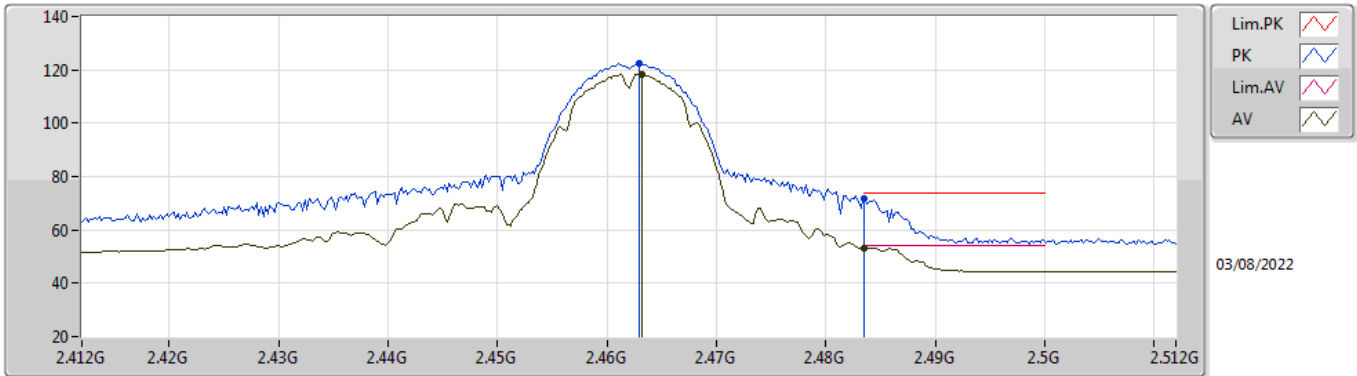


EUT_X_4TX
Setting 94
02-F-G-4

Type	Freq (Hz)	Level (dBuV/m)	Limit (dBuV/m)	Margin (dB)	Raw (dBuV)	Dist (m)	Condition	Azimuth (°)	Height (m)	Comment	AF (dB)	CL (dB)	PA (dB)
PK	2.461G	120.88	Inf	-Inf	89.58	3	Vertical	342	3.00	-	28.44	2.86	-
AV	2.4612G	116.90	Inf	-Inf	85.60	3	Vertical	342	3.00	-	28.44	2.86	-
PK	2.4842G	68.71	74.00	-5.29	37.29	3	Vertical	342	3.00	-	28.54	2.88	-
AV	2.4835G	51.46	54.00	-2.54	20.05	3	Vertical	342	3.00	-	28.53	2.88	-

802.11b_Nss1,(1Mbps)_4TX

2462MHz_TX

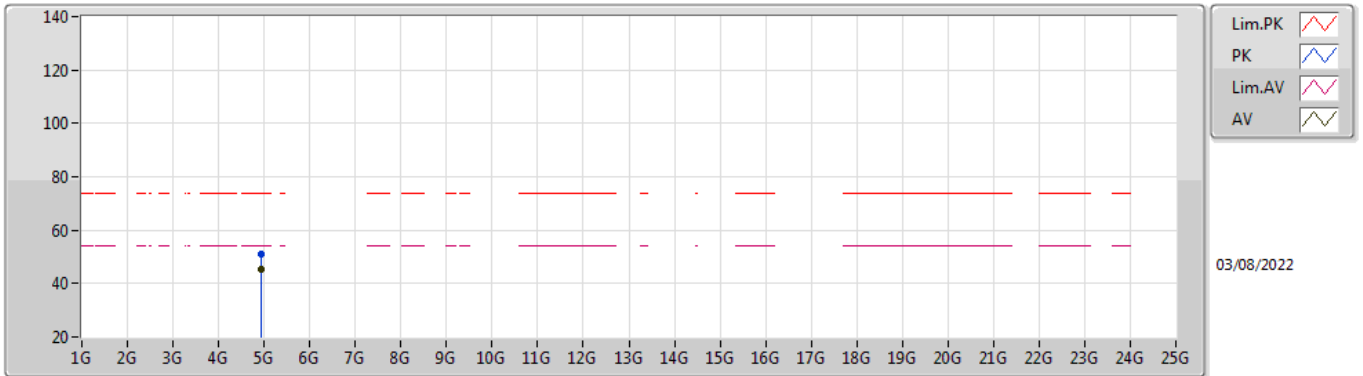


EUT_X_4TX
Setting 94
02-F-G-4

Type	Freq (Hz)	Level (dBuV/m)	Limit (dBuV/m)	Margin (dB)	Raw (dBuV)	Dist (m)	Condition	Azimuth (°)	Height (m)	Comment	AF (dB)	CL (dB)	PA (dB)
PK	2.463G	122.60	Inf	-Inf	91.29	3	Horizontal	17	2.05	-	28.45	2.86	-
AV	2.4632G	118.11	Inf	-Inf	86.80	3	Horizontal	17	2.05	-	28.45	2.86	-
PK	2.4835G	71.58	74.00	-2.42	40.17	3	Horizontal	17	2.05	-	28.53	2.88	-
AV	2.4835G	53.28	54.00	-0.72	21.87	3	Horizontal	17	2.05	-	28.53	2.88	-

802.11b_Nss1,(1Mbps)_4TX

2462MHz_TX

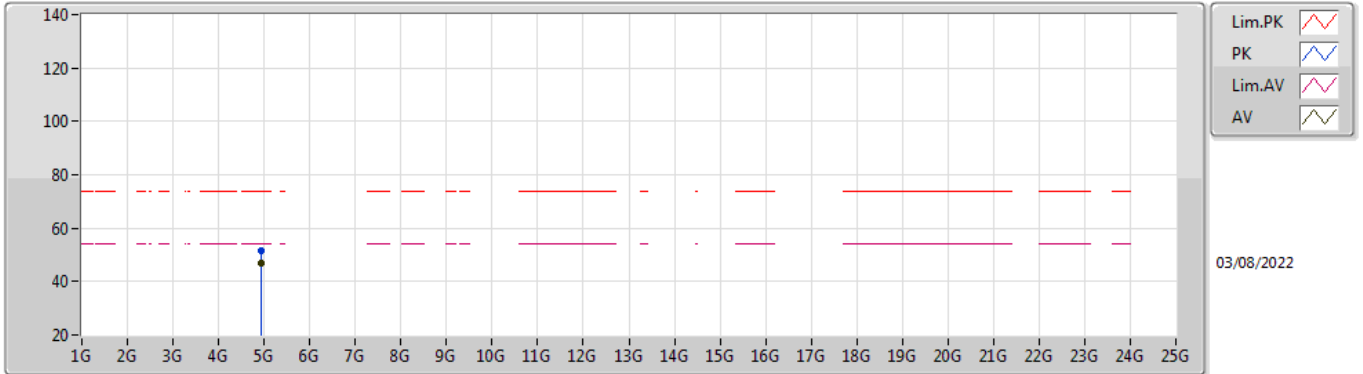


EUT X_4TX
Setting 94
02-F-G-4

Type	Freq (Hz)	Level (dBuV/m)	Limit (dBuV/m)	Margin (dB)	Raw (dBuV)	Dist (m)	Condition	Azimuth (°)	Height (m)	Comment	AF (dB)	CL (dB)	PA (dB)
PK	4.92392G	51.08	74.00	-22.92	43.49	3	Vertical	38	1.83	-	33.25	5.10	30.76
AV	4.92396G	45.58	54.00	-8.42	37.99	3	Vertical	38	1.83	-	33.25	5.10	30.76

802.11b_Nss1,(1Mbps)_4TX

2462MHz_TX

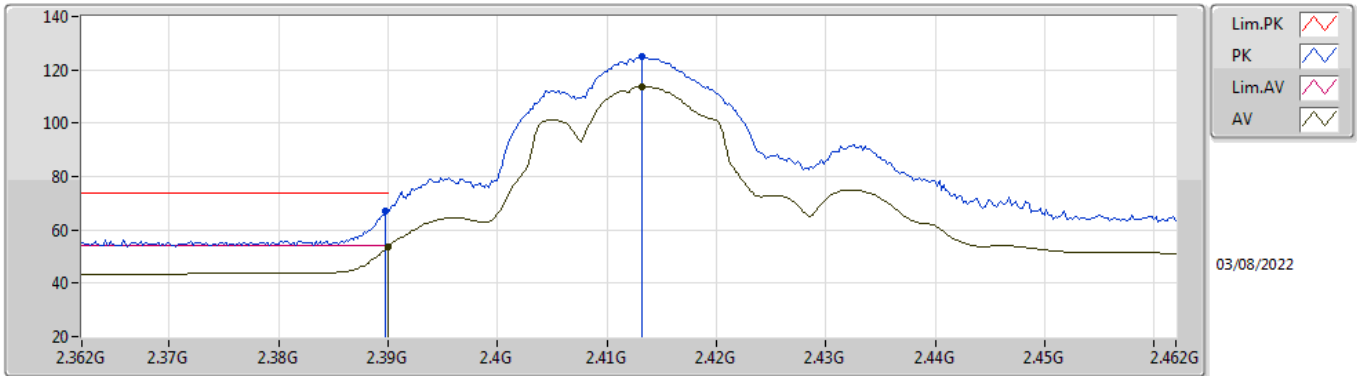


EUT X_4TX
Setting 94
02-F-G-4

Type	Freq (Hz)	Level (dBuV/m)	Limit (dBuV/m)	Margin (dB)	Raw (dBuV)	Dist (m)	Condition	Azimuth (°)	Height (m)	Comment	AF (dB)	CL (dB)	PA (dB)
PK	4.92403G	51.37	74.00	-22.63	43.78	3	Horizontal	26	3.00	-	33.25	5.10	30.76
AV	4.924G	46.79	54.00	-7.21	39.20	3	Horizontal	26	3.00	-	33.25	5.10	30.76

802.11g_Nss1,(6Mbps)_4TX

2412MHz_TX

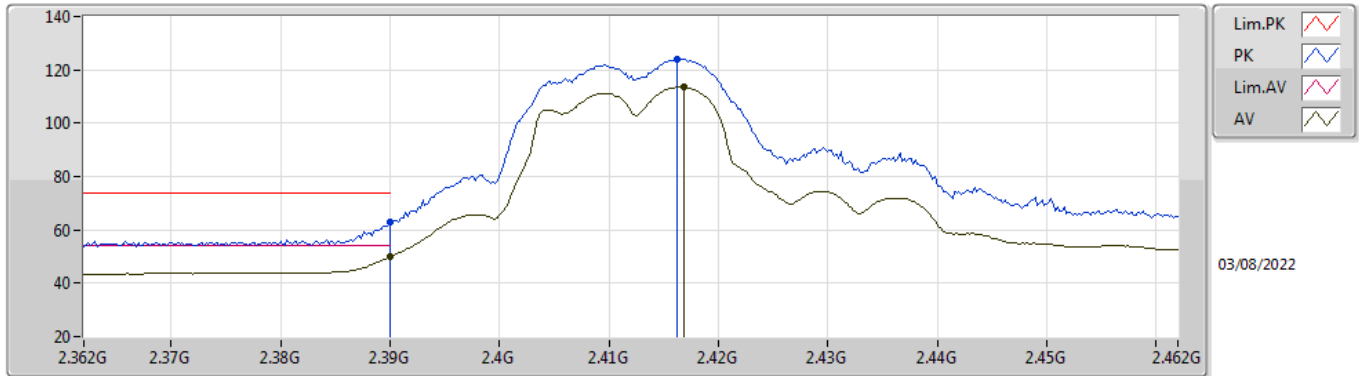


EUT_X_4TX
Setting 97
02-F-G-4

Type	Freq (Hz)	Level (dBuV/m)	Limit (dBuV/m)	Margin (dB)	Raw (dBuV)	Dist (m)	Condition	Azimuth (°)	Height (m)	Comment	AF (dB)	CL (dB)	PA (dB)
PK	2.3898G	67.14	74.00	-6.86	35.97	3	Vertical	-0	1.72	-	28.38	2.79	-
AV	2.39G	53.43	54.00	-0.57	22.26	3	Vertical	-0	1.72	-	28.38	2.79	-
PK	2.4132G	124.84	Inf	-Inf	93.63	3	Vertical	-0	1.72	-	28.40	2.81	-
AV	2.4132G	113.76	Inf	-Inf	82.55	3	Vertical	-0	1.72	-	28.40	2.81	-

802.11g_Nss1,(6Mbps)_4TX

2412MHz_TX

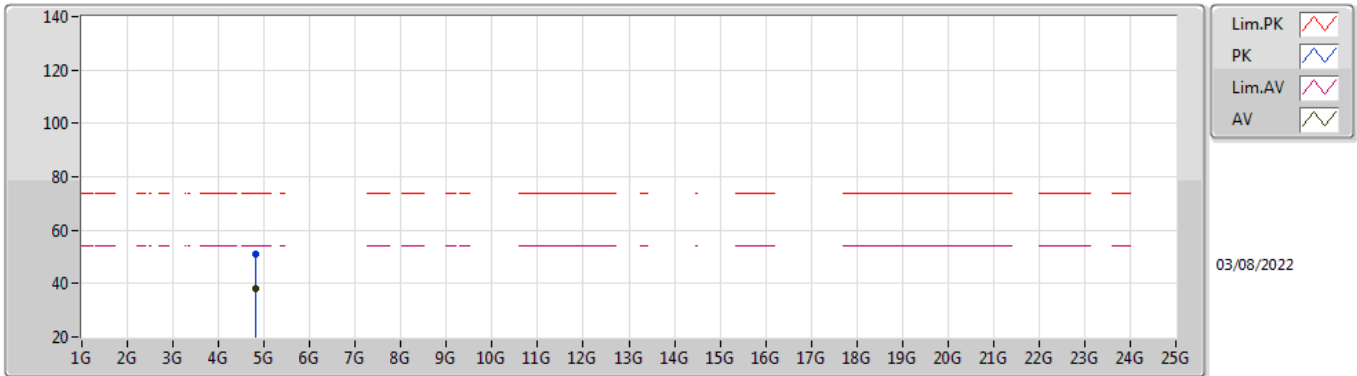


EUT_X_4TX
Setting 97
02-F-G-4

Type	Freq (Hz)	Level (dBuV/m)	Limit (dBuV/m)	Margin (dB)	Raw (dBuV)	Dist (m)	Condition	Azimuth (°)	Height (m)	Comment	AF (dB)	CL (dB)	PA (dB)
PK	2.39G	63.04	74.00	-10.96	31.87	3	Horizontal	7	1.94	-	28.38	2.79	-
AV	2.39G	49.85	54.00	-4.15	18.68	3	Horizontal	7	1.94	-	28.38	2.79	-
PK	2.4162G	123.98	Inf	-Inf	92.76	3	Horizontal	7	1.94	-	28.40	2.82	-
AV	2.4168G	113.50	Inf	-Inf	82.28	3	Horizontal	7	1.94	-	28.40	2.82	-

802.11g_Nss1,(6Mbps)_4TX

2412MHz_TX

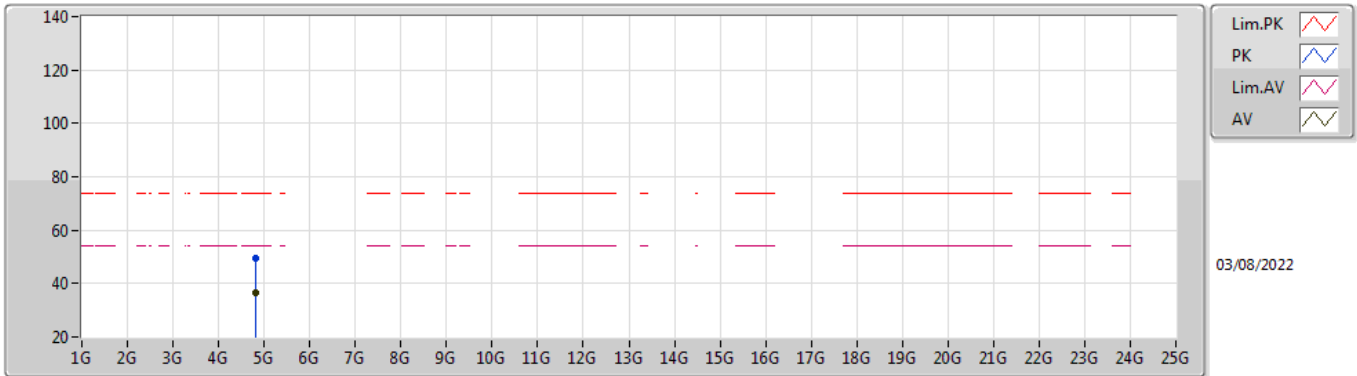


EUT X_4TX
Setting 97
02-F-G-4

Type	Freq (Hz)	Level (dBuV/m)	Limit (dBuV/m)	Margin (dB)	Raw (dBuV)	Dist (m)	Condition	Azimuth (°)	Height (m)	Comment	AF (dB)	CL (dB)	PA (dB)
PK	4.8201G	51.16	74.00	-22.84	43.95	3	Vertical	83	1.76	-	32.92	5.10	30.81
AV	4.8196G	37.90	54.00	-16.10	30.69	3	Vertical	83	1.76	-	32.92	5.10	30.81

802.11g_Nss1,(6Mbps)_4TX

2412MHz_TX

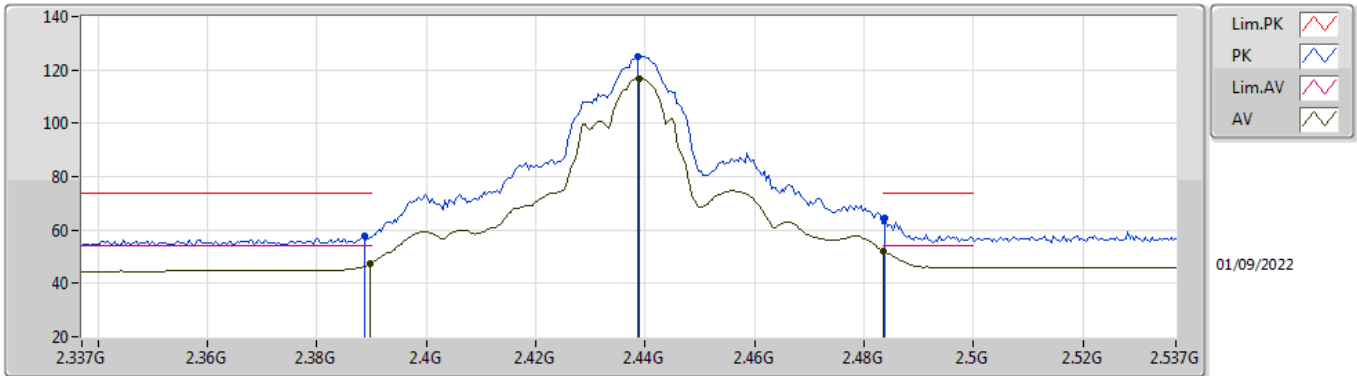


EUT X_4TX
Setting 97
02-F-G-4

Type	Freq (Hz)	Level (dBuV/m)	Limit (dBuV/m)	Margin (dB)	Raw (dBuV)	Dist (m)	Condition	Azimuth (°)	Height (m)	Comment	AF (dB)	CL (dB)	PA (dB)
PK	4.8156G	49.74	74.00	-24.26	42.56	3	Horizontal	5	1.73	-	32.89	5.10	30.81
AV	4.8155G	36.41	54.00	-17.59	29.23	3	Horizontal	5	1.73	-	32.89	5.10	30.81

802.11g_Nss1,(6Mbps)_4TX

2437MHz_TX

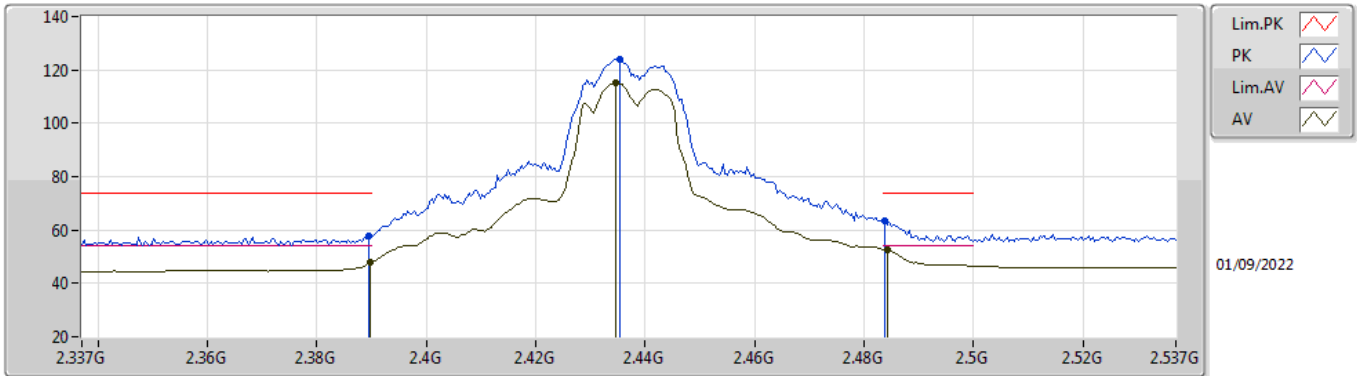


EUT_X_4TX
Setting 97
05-M-S-8

Type	Freq (Hz)	Level (dBuV/m)	Limit (dBuV/m)	Margin (dB)	Raw (dBuV)	Dist (m)	Condition	Azimuth (°)	Height (m)	Comment	AF (dB)	CL (dB)	PA (dB)
PK	2.3886G	57.69	74.00	-16.31	27.09	3	Vertical	354	1.12	-	27.31	3.29	-
AV	2.3898G	47.17	54.00	-6.83	16.56	3	Vertical	354	1.12	-	27.32	3.29	-
PK	2.4386G	125.18	Inf	-Inf	94.21	3	Vertical	354	1.12	-	27.63	3.34	-
AV	2.439G	116.65	Inf	-Inf	85.68	3	Vertical	354	1.12	-	27.63	3.34	-
PK	2.4838G	64.44	74.00	-9.56	33.16	3	Vertical	354	1.12	-	27.90	3.38	-
AV	2.4835G	52.03	54.00	-1.97	20.75	3	Vertical	354	1.12	-	27.90	3.38	-

802.11g_Nss1,(6Mbps)_4TX

2437MHz_TX

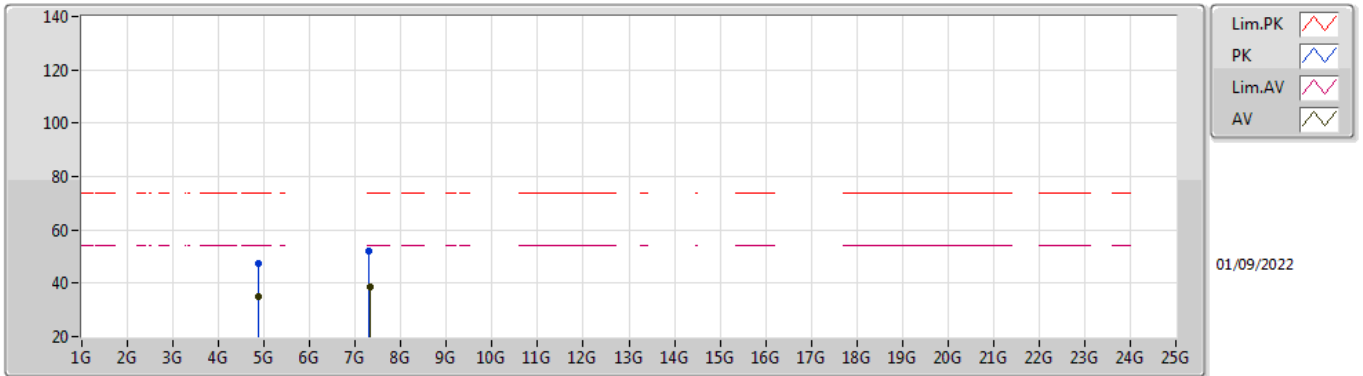


EUT_X_4TX
Setting 97
05-M-S-8

Type	Freq (Hz)	Level (dBuV/m)	Limit (dBuV/m)	Margin (dB)	Raw (dBuV)	Dist (m)	Condition	Azimuth (°)	Height (m)	Comment	AF (dB)	CL (dB)	PA (dB)
PK	2.3894G	57.88	74.00	-16.12	27.27	3	Horizontal	31	2.34	-	27.32	3.29	-
AV	2.3898G	47.76	54.00	-6.24	17.15	3	Horizontal	31	2.34	-	27.32	3.29	-
PK	2.4354G	124.03	Inf	-Inf	93.08	3	Horizontal	31	2.34	-	27.61	3.34	-
AV	2.4346G	115.17	Inf	-Inf	84.23	3	Horizontal	31	2.34	-	27.61	3.33	-
PK	2.4838G	63.50	74.00	-10.50	32.22	3	Horizontal	31	2.34	-	27.90	3.38	-
AV	2.4842G	52.77	54.00	-1.23	21.48	3	Horizontal	31	2.34	-	27.91	3.38	-

802.11g_Nss1,(6Mbps)_4TX

2437MHz_TX

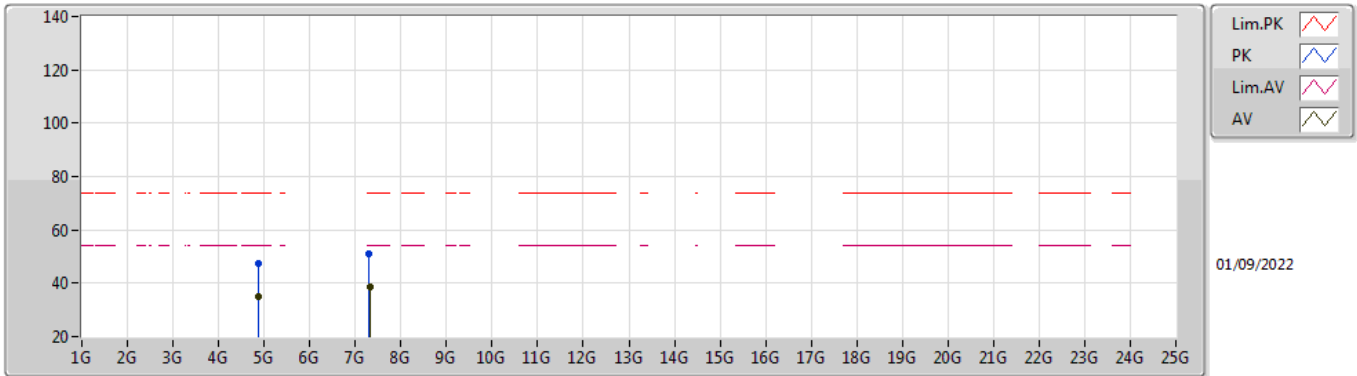


EUT X_4TX
Setting 97
05-M-S-8

Type	Freq (Hz)	Level (dBuV/m)	Limit (dBuV/m)	Margin (dB)	Raw (dBuV)	Dist (m)	Condition	Azimuth (°)	Height (m)	Comment	AF (dB)	CL (dB)	PA (dB)
PK	4.87308G	47.31	74.00	-26.69	41.96	3	Vertical	98	2.29	-	32.65	6.54	33.84
AV	4.86768G	35.11	54.00	-18.89	29.78	3	Vertical	98	2.29	-	32.64	6.53	33.84
PK	7.30172G	52.01	74.00	-21.99	41.92	3	Vertical	223	1.14	-	36.89	7.50	34.30
AV	7.31944G	38.65	54.00	-15.35	28.60	3	Vertical	223	1.14	-	36.82	7.52	34.29

802.11g_Nss1,(6Mbps)_4TX

2437MHz_TX

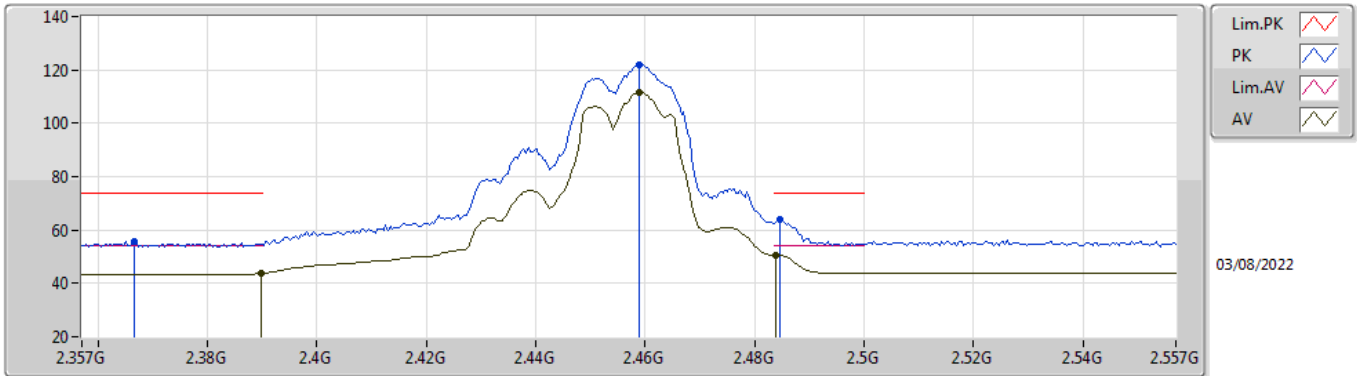


EUT X_4TX
Setting 97
05-M-S-8

Type	Freq (Hz)	Level (dBuV/m)	Limit (dBuV/m)	Margin (dB)	Raw (dBuV)	Dist (m)	Condition	Azimuth (°)	Height (m)	Comment	AF (dB)	CL (dB)	PA (dB)
PK	4.86864G	47.38	74.00	-26.62	42.05	3	Horizontal	121	1.20	-	32.64	6.53	33.84
AV	4.8716G	35.14	54.00	-18.86	29.80	3	Horizontal	121	1.20	-	32.64	6.54	33.84
PK	7.30832G	50.89	74.00	-23.11	40.81	3	Horizontal	48	2.97	-	36.87	7.51	34.30
AV	7.3192G	38.58	54.00	-15.42	28.53	3	Horizontal	48	2.97	-	36.82	7.52	34.29

802.11g_Nss1,(6Mbps)_4TX

2457MHz_TX

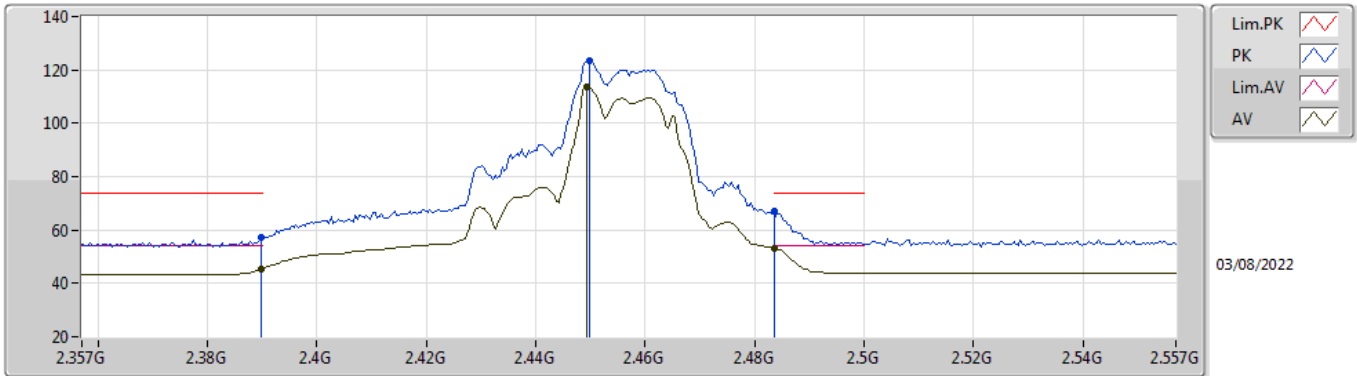


EUT_X_4TX
Setting 92
02-F-G-4

Type	Freq (Hz)	Level (dBuV/m)	Limit (dBuV/m)	Margin (dB)	Raw (dBuV)	Dist (m)	Condition	Azimuth (°)	Height (m)	Comment	AF (dB)	CL (dB)	PA (dB)
PK	2.3666G	55.61	74.00	-18.39	24.50	3	Vertical	342	3.00	-	28.33	2.78	-
AV	2.3898G	43.63	54.00	-10.37	12.46	3	Vertical	342	3.00	-	28.38	2.79	-
PK	2.459G	121.90	Inf	-Inf	90.60	3	Vertical	342	3.00	-	28.44	2.86	-
AV	2.459G	111.41	Inf	-Inf	80.11	3	Vertical	342	3.00	-	28.44	2.86	-
PK	2.4846G	63.79	74.00	-10.21	32.37	3	Vertical	342	3.00	-	28.54	2.88	-
AV	2.4838G	50.65	54.00	-3.35	19.23	3	Vertical	342	3.00	-	28.54	2.88	-

802.11g_Nss1,(6Mbps)_4TX

2457MHz_TX

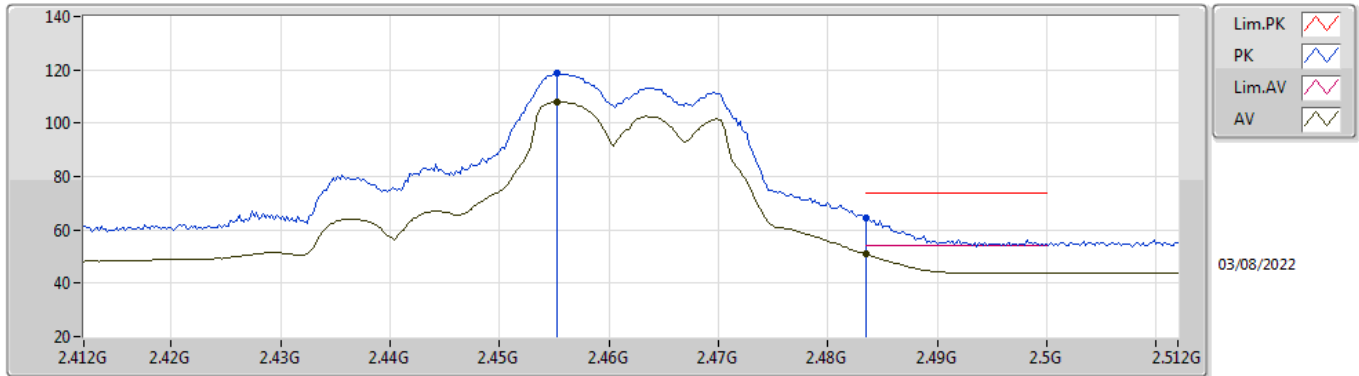


EUT_X_4TX
Setting 92
02-F-G-4

Type	Freq (Hz)	Level (dBuV/m)	Limit (dBuV/m)	Margin (dB)	Raw (dBuV)	Dist (m)	Condition	Azimuth (°)	Height (m)	Comment	AF (dB)	CL (dB)	PA (dB)
PK	2.3898G	57.16	74.00	-16.84	25.99	3	Horizontal	19	2.30	-	28.38	2.79	-
AV	2.3898G	45.17	54.00	-8.83	14.00	3	Horizontal	19	2.30	-	28.38	2.79	-
PK	2.4498G	123.58	Inf	-Inf	92.33	3	Horizontal	19	2.30	-	28.40	2.85	-
AV	2.4494G	113.60	Inf	-Inf	82.35	3	Horizontal	19	2.30	-	28.40	2.85	-
PK	2.4835G	66.91	74.00	-7.09	35.50	3	Horizontal	19	2.30	-	28.53	2.88	-
AV	2.4835G	53.24	54.00	-0.76	21.83	3	Horizontal	19	2.30	-	28.53	2.88	-

802.11g_Nss1,(6Mbps)_4TX

2462MHz_TX

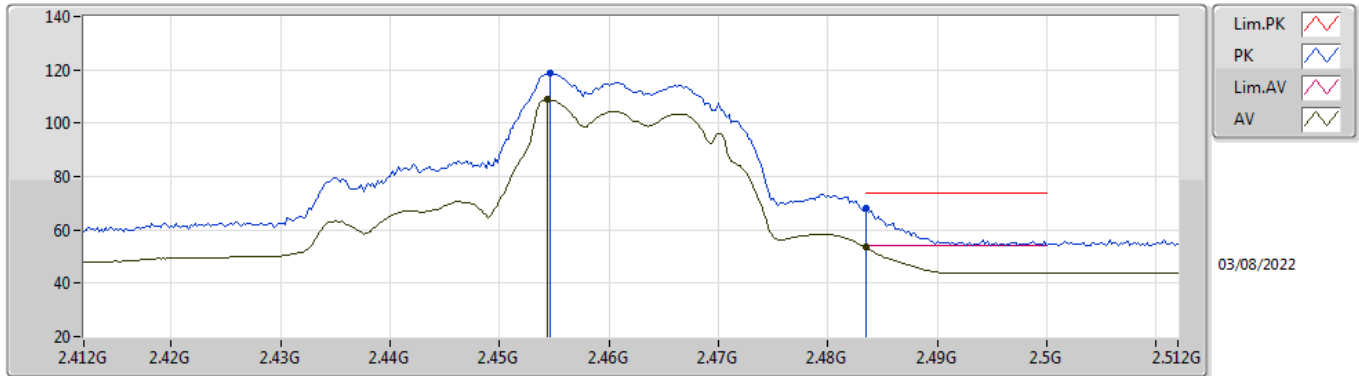


EUT X_4TX
Setting 79
02-F-G-4

Type	Freq (Hz)	Level (dBuV/m)	Limit (dBuV/m)	Margin (dB)	Raw (dBuV)	Dist (m)	Condition	Azimuth (°)	Height (m)	Comment	AF (dB)	CL (dB)	PA (dB)
PK	2.4552G	118.65	Inf	-Inf	87.37	3	Vertical	356	1.59	-	28.42	2.86	-
AV	2.4552G	107.91	Inf	-Inf	76.63	3	Vertical	356	1.59	-	28.42	2.86	-
PK	2.4835G	64.55	74.00	-9.45	33.14	3	Vertical	356	1.59	-	28.53	2.88	-
AV	2.4835G	50.91	54.00	-3.09	19.50	3	Vertical	356	1.59	-	28.53	2.88	-

802.11g_Nss1,(6Mbps)_4TX

2462MHz_TX

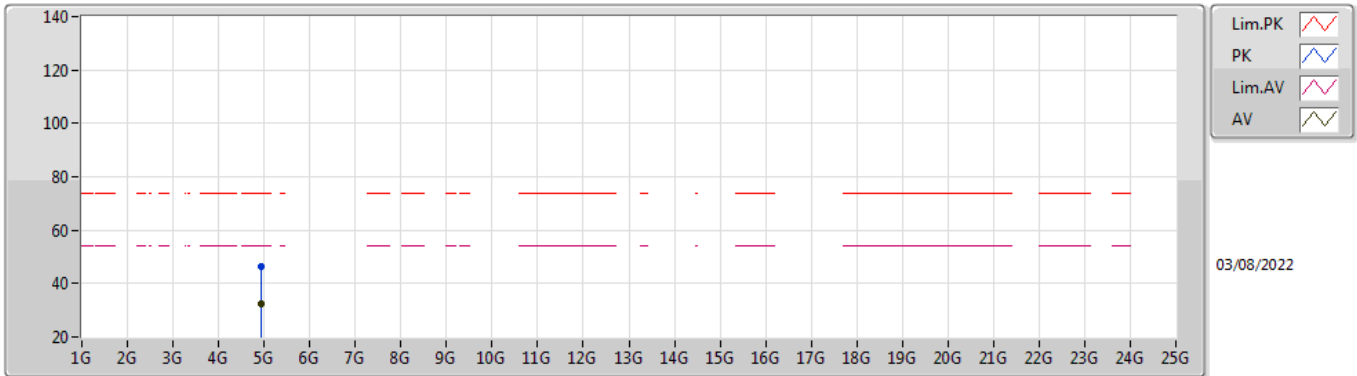


EUT_X_4TX
Setting 79
02-F-G-4

Type	Freq (Hz)	Level (dBuV/m)	Limit (dBuV/m)	Margin (dB)	Raw (dBuV)	Dist (m)	Condition	Azimuth (°)	Height (m)	Comment	AF (dB)	CL (dB)	PA (dB)
PK	2.4546G	119.00	Inf	-Inf	87.73	3	Horizontal	10	2.56	-	28.42	2.85	-
AV	2.4544G	108.76	Inf	-Inf	77.49	3	Horizontal	10	2.56	-	28.42	2.85	-
PK	2.4835G	67.98	74.00	-6.02	36.57	3	Horizontal	10	2.56	-	28.53	2.88	-
AV	2.4835G	53.46	54.00	-0.54	22.05	3	Horizontal	10	2.56	-	28.53	2.88	-

802.11g_Nss1,(6Mbps)_4TX

2462MHz_TX

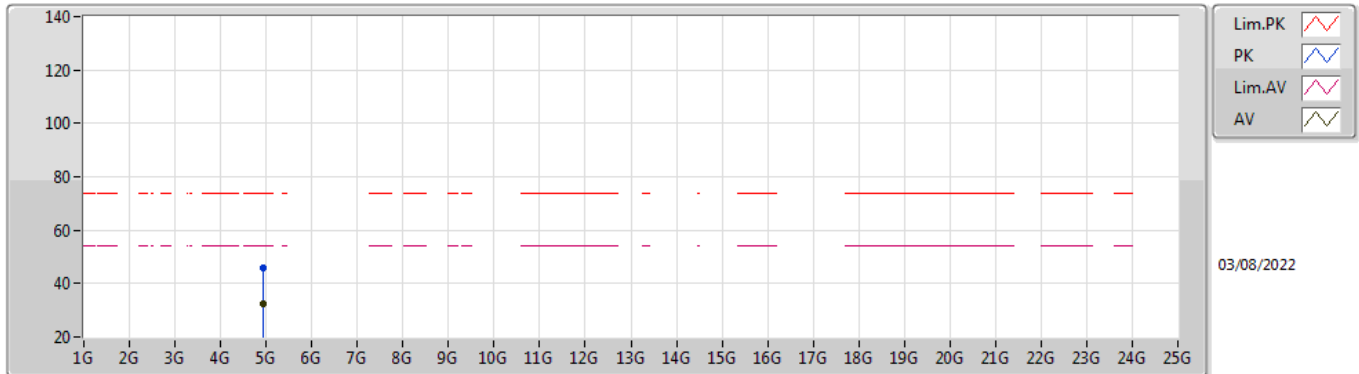


EUT X_4TX
Setting 79
02-F-G-4

Type	Freq (Hz)	Level (dBuV/m)	Limit (dBuV/m)	Margin (dB)	Raw (dBuV)	Dist (m)	Condition	Azimuth (°)	Height (m)	Comment	AF (dB)	CL (dB)	PA (dB)
PK	4.92382G	46.34	74.00	-27.66	38.75	3	Vertical	149	2.35	-	33.25	5.10	30.76
AV	4.9257G	32.60	54.00	-21.40	25.01	3	Vertical	149	2.35	-	33.25	5.10	30.76

802.11g_Nss1,(6Mbps)_4TX

2462MHz_TX

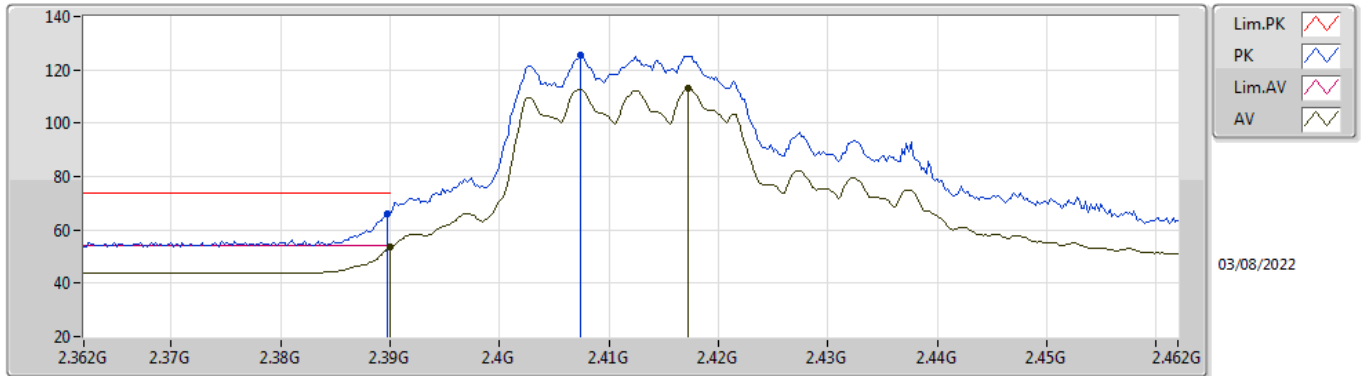


EUT X_4TX
Setting 79
02-F-G-4

Type	Freq (Hz)	Level (dBuV/m)	Limit (dBuV/m)	Margin (dB)	Raw (dBuV)	Dist (m)	Condition	Azimuth (°)	Height (m)	Comment	AF (dB)	CL (dB)	PA (dB)
PK	4.92427G	45.79	74.00	-28.21	38.20	3	Horizontal	306	1.74	-	33.25	5.10	30.76
AV	4.92436G	32.60	54.00	-21.40	25.01	3	Horizontal	306	1.74	-	33.25	5.10	30.76

802.11ax HEW20_Nss1,(MCS0)_4TX

2412MHz_TX

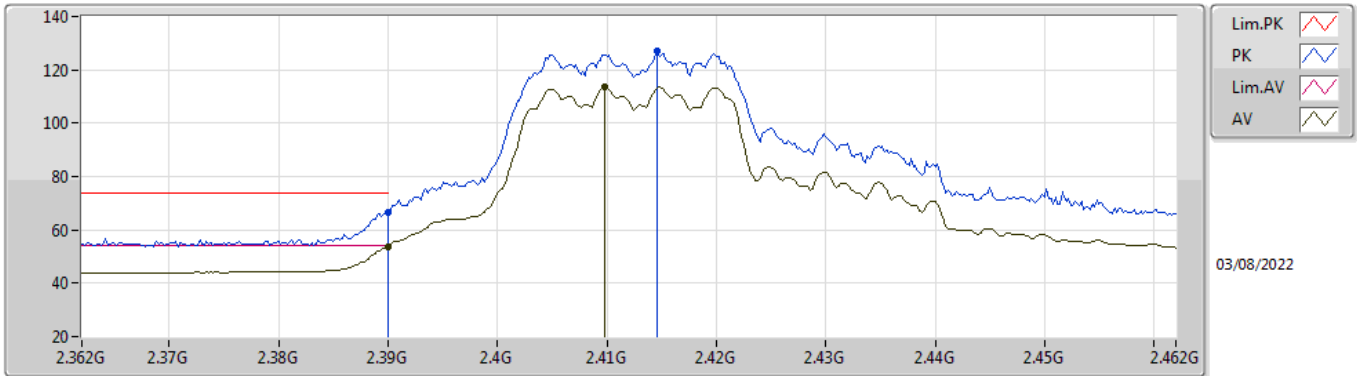


EUT_X_4TX
Setting 96
02-F-K-3

Type	Freq (Hz)	Level (dBuV/m)	Limit (dBuV/m)	Margin (dB)	Raw (dBuV)	Dist (m)	Condition	Azimuth (°)	Height (m)	Comment	AF (dB)	CL (dB)	PA (dB)
PK	2.3898G	66.15	74.00	-7.85	34.98	3	Vertical	3	1.11	-	28.38	2.79	-
AV	2.39G	53.40	54.00	-0.60	22.23	3	Vertical	3	1.11	-	28.38	2.79	-
PK	2.4074G	125.54	Inf	-Inf	94.33	3	Vertical	3	1.11	-	28.40	2.81	-
AV	2.4172G	112.86	Inf	-Inf	81.64	3	Vertical	3	1.11	-	28.40	2.82	-

802.11ax HEW20_Nss1,(MCS0)_4TX

2412MHz_TX

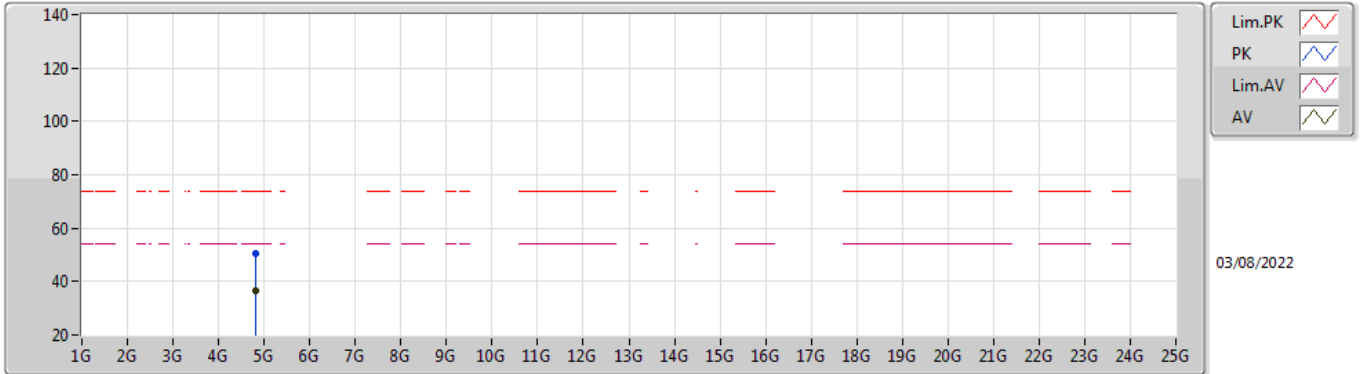


EUT X_4TX
Setting 96
02-F-K-3

Type	Freq (Hz)	Level (dBuV/m)	Limit (dBuV/m)	Margin (dB)	Raw (dBuV)	Dist (m)	Condition	Azimuth (°)	Height (m)	Comment	AF (dB)	CL (dB)	PA (dB)
PK	2.39G	66.52	74.00	-7.48	35.35	3	Horizontal	21	2.11	-	28.38	2.79	-
AV	2.39G	53.86	54.00	-0.14	22.69	3	Horizontal	21	2.11	-	28.38	2.79	-
PK	2.4146G	127.21	Inf	-Inf	96.00	3	Horizontal	21	2.11	-	28.40	2.81	-
AV	2.4098G	113.41	Inf	-Inf	82.20	3	Horizontal	21	2.11	-	28.40	2.81	-

802.11ax HEW20_Nss1,(MCS0)_4TX

2412MHz_TX

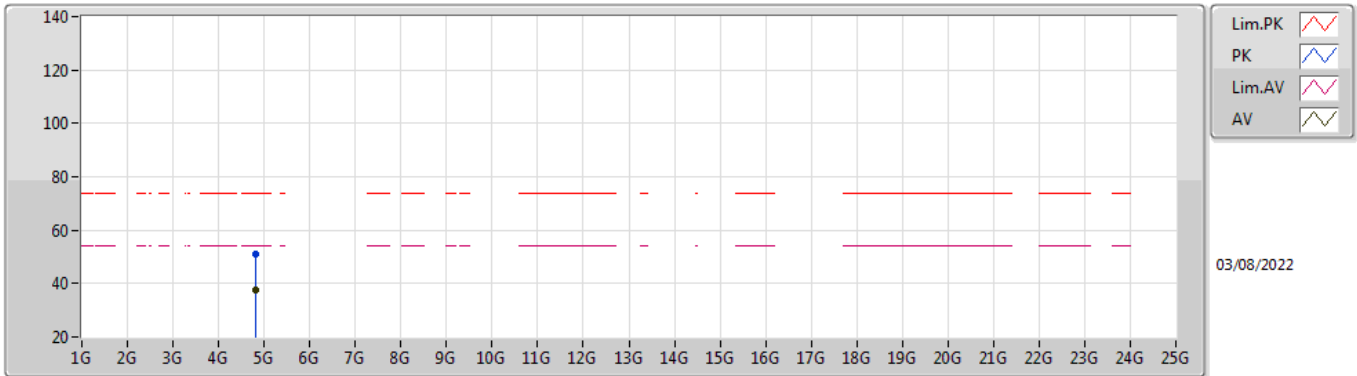


EUT X_4TX
Setting 96
02-F-K-3

Type	Freq (Hz)	Level (dBuV/m)	Limit (dBuV/m)	Margin (dB)	Raw (dBuV)	Dist (m)	Condition	Azimuth (°)	Height (m)	Comment	AF (dB)	CL (dB)	PA (dB)
PK	4.8162G	50.34	74.00	-23.66	43.15	3	Vertical	89	1.80	-	32.90	5.10	30.81
AV	4.8163G	36.45	54.00	-17.55	29.26	3	Vertical	89	1.80	-	32.90	5.10	30.81

802.11ax HEW20_Nss1,(MCS0)_4TX

2412MHz_TX

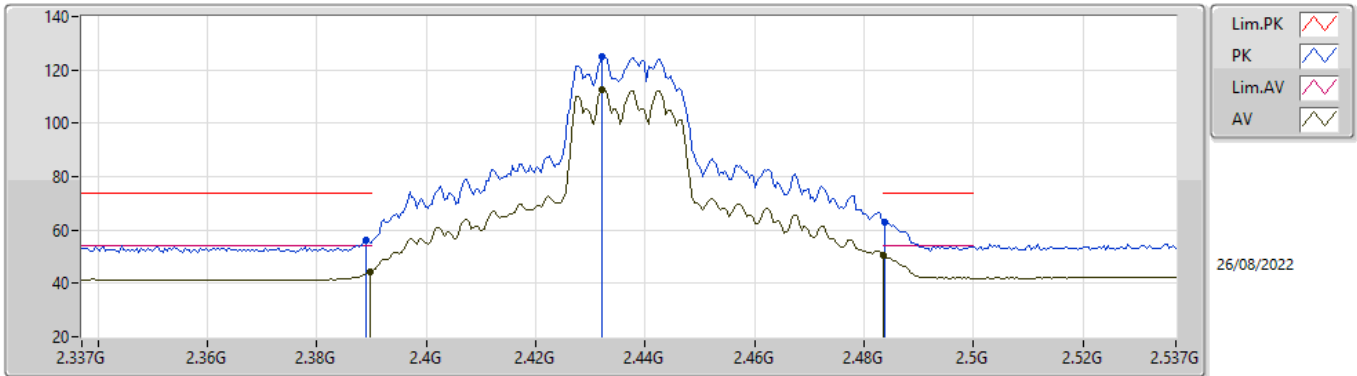


EUT X_4TX
Setting 96
02-F-K-3

Type	Freq (Hz)	Level (dBuV/m)	Limit (dBuV/m)	Margin (dB)	Raw (dBuV)	Dist (m)	Condition	Azimuth (°)	Height (m)	Comment	AF (dB)	CL (dB)	PA (dB)
PK	4.8171G	50.80	74.00	-23.20	43.61	3	Horizontal	9	2.29	-	32.90	5.10	30.81
AV	4.8224G	37.70	54.00	-16.30	30.47	3	Horizontal	9	2.29	-	32.93	5.10	30.80

802.11ax HEW20_Nss1,(MCS0)_4TX

2437MHz_TX

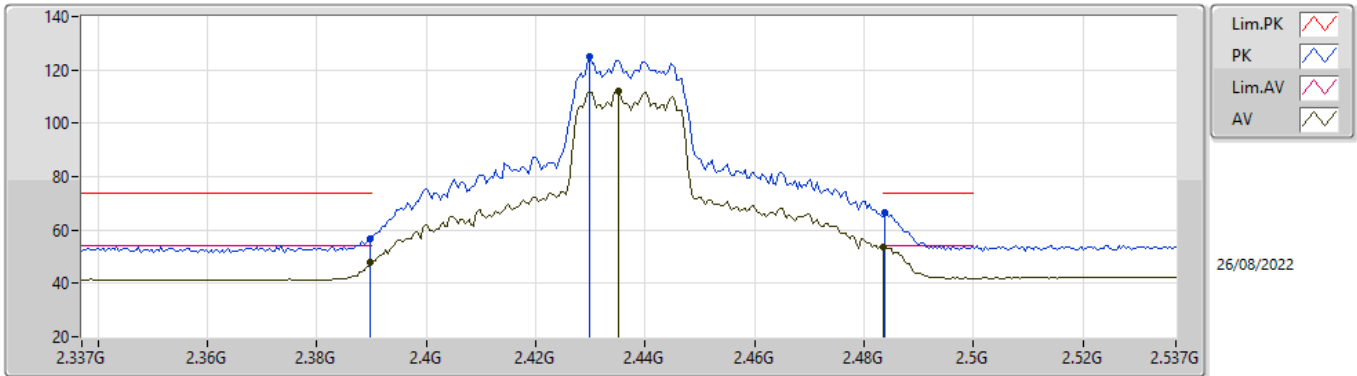


EUTX_4TX
Setting 100
04-A-B-4

Type	Freq (Hz)	Level (dBuV/m)	Limit (dBuV/m)	Margin (dB)	Raw (dBuV)	Dist (m)	Condition	Azimuth (°)	Height (m)	Comment	AF (dB)	CL (dB)	PA (dB)
PK	2.389G	56.43	74.00	-17.57	26.16	3	Vertical	-0	1.02	-	27.48	2.79	-
AV	2.3898G	44.16	54.00	-9.84	13.89	3	Vertical	-0	1.02	-	27.48	2.79	-
PK	2.4322G	125.14	Inf	-Inf	94.76	3	Vertical	-0	1.02	-	27.56	2.82	-
AV	2.4322G	112.84	Inf	-Inf	82.46	3	Vertical	-0	1.02	-	27.56	2.82	-
PK	2.4838G	63.05	74.00	-10.95	32.41	3	Vertical	-0	1.02	-	27.80	2.84	-
AV	2.4835G	50.65	54.00	-3.35	20.01	3	Vertical	-0	1.02	-	27.80	2.84	-

802.11ax HEW20_Nss1,(MCS0)_4TX

2437MHz_TX

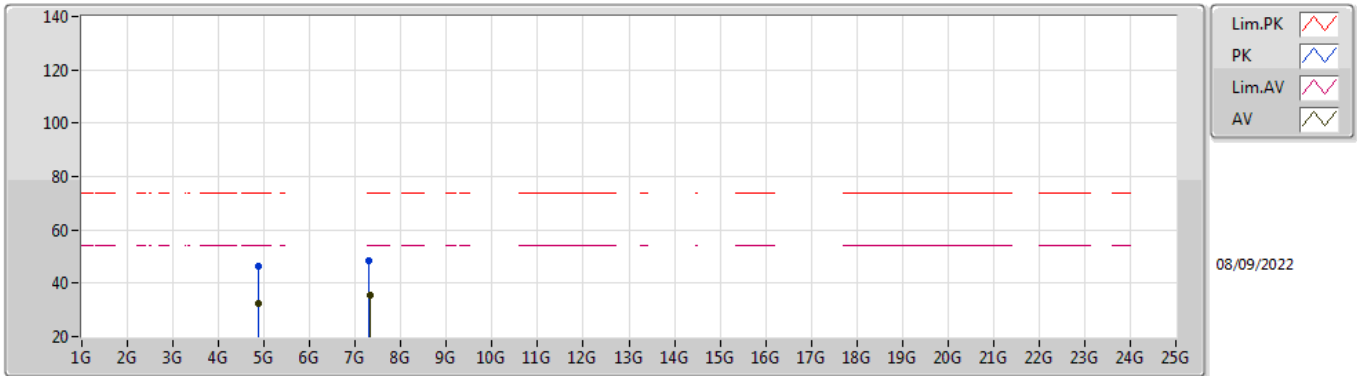


EUTX_4TX
Setting 100
04-A-B-4

Type	Freq (Hz)	Level (dBuV/m)	Limit (dBuV/m)	Margin (dB)	Raw (dBuV)	Dist (m)	Condition	Azimuth (°)	Height (m)	Comment	AF (dB)	CL (dB)	PA (dB)
PK	2.3898G	56.91	74.00	-17.09	26.64	3	Horizontal	0	2.34	-	27.48	2.79	-
AV	2.3898G	47.82	54.00	-6.18	17.55	3	Horizontal	0	2.34	-	27.48	2.79	-
PK	2.4298G	124.95	Inf	-Inf	94.58	3	Horizontal	0	2.34	-	27.56	2.81	-
AV	2.435G	112.05	Inf	-Inf	81.66	3	Horizontal	0	2.34	-	27.57	2.82	-
PK	2.4838G	66.48	74.00	-7.52	35.84	3	Horizontal	0	2.34	-	27.80	2.84	-
AV	2.4835G	53.78	54.00	-0.22	23.14	3	Horizontal	0	2.34	-	27.80	2.84	-

802.11ax HEW20_Nss1,(MCS0)_4TX

2437MHz_TX

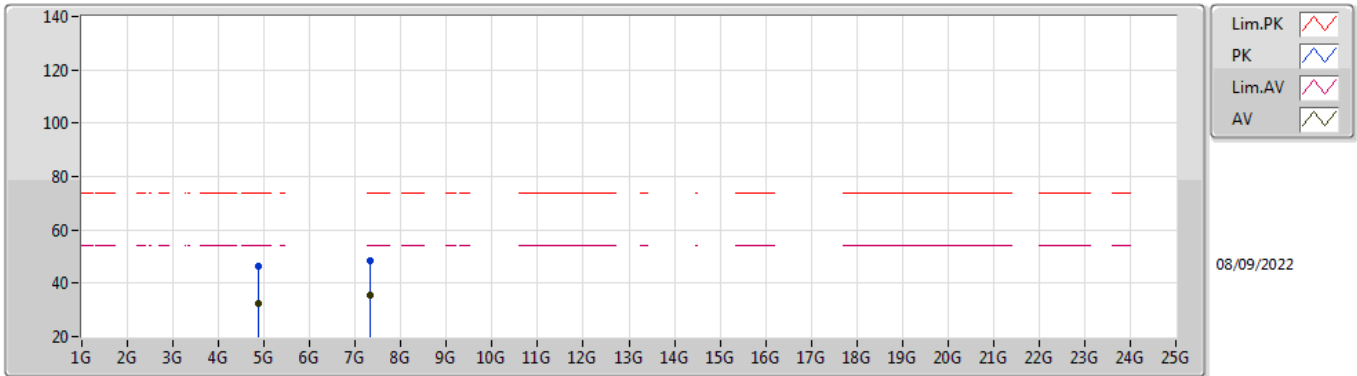


EUT X_4TX
Setting 100
02-F-G-4

Type	Freq (Hz)	Level (dBuV/m)	Limit (dBuV/m)	Margin (dB)	Raw (dBuV)	Dist (m)	Condition	Azimuth (°)	Height (m)	Comment	AF (dB)	CL (dB)	PA (dB)
PK	4.8698G	46.39	74.00	-27.61	38.93	3	Vertical	132	1.13	-	33.14	5.10	30.78
AV	4.86998G	32.51	54.00	-21.49	25.05	3	Vertical	132	1.13	-	33.14	5.10	30.78
PK	7.3068G	48.66	74.00	-25.34	38.02	3	Vertical	325	2.06	-	36.41	6.15	31.92
AV	7.31398G	35.28	54.00	-18.72	24.61	3	Vertical	325	2.06	-	36.43	6.16	31.92

802.11ax HEW20_Nss1,(MCS0)_4TX

2437MHz_TX

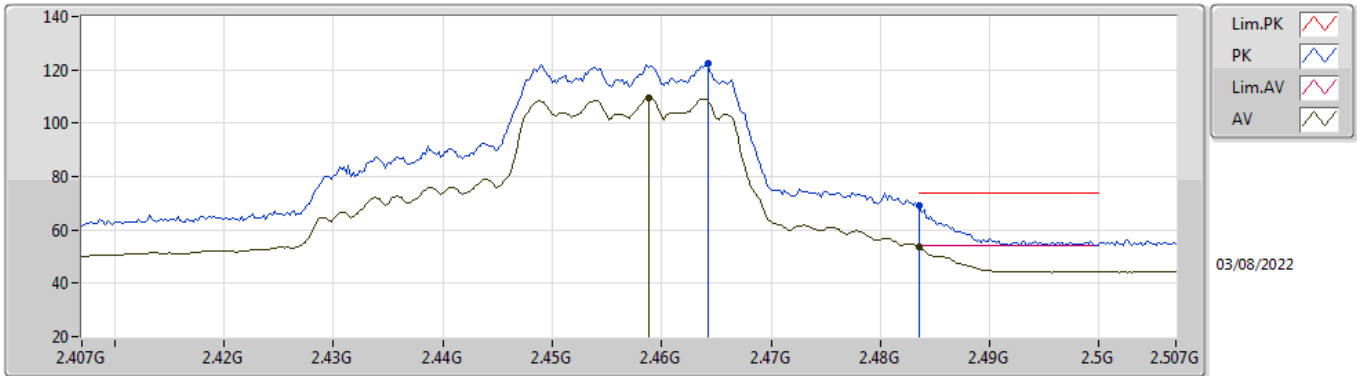


EUT X_4TX
Setting 100
02-F-G-4

Type	Freq (Hz)	Level (dBuV/m)	Limit (dBuV/m)	Margin (dB)	Raw (dBuV)	Dist (m)	Condition	Azimuth (°)	Height (m)	Comment	AF (dB)	CL (dB)	PA (dB)
PK	4.86986G	46.37	74.00	-27.63	38.91	3	Horizontal	284	2.95	-	33.14	5.10	30.78
AV	4.86998G	32.48	54.00	-21.52	25.02	3	Horizontal	284	2.95	-	33.14	5.10	30.78
PK	7.31586G	48.65	74.00	-25.35	37.98	3	Horizontal	198	2.31	-	36.43	6.16	31.92
AV	7.31502G	35.29	54.00	-18.71	24.62	3	Horizontal	198	2.31	-	36.43	6.16	31.92

802.11ax HEW20_Nss1,(MCS0)_4TX

2457MHz_TX

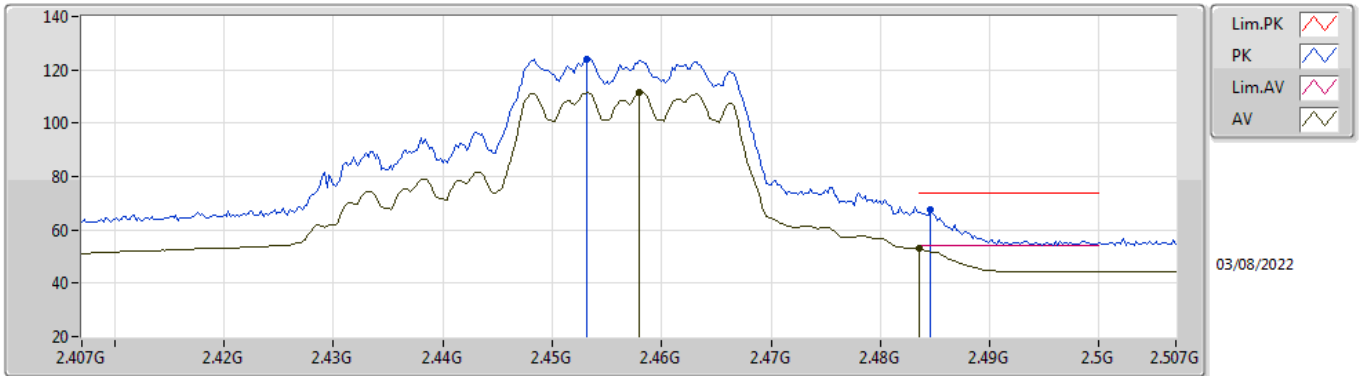


EUT_X_4TX
Setting 86
02-F-K-3

Type	Freq (Hz)	Level (dBuV/m)	Limit (dBuV/m)	Margin (dB)	Raw (dBuV)	Dist (m)	Condition	Azimuth (°)	Height (m)	Comment	AF (dB)	CL (dB)	PA (dB)
PK	2.4642G	122.44	Inf	-Inf	91.12	3	Vertical	-0	1.47	-	28.46	2.86	-
AV	2.4588G	109.31	Inf	-Inf	78.01	3	Vertical	-0	1.47	-	28.44	2.86	-
PK	2.4835G	69.37	74.00	-4.63	37.96	3	Vertical	-0	1.47	-	28.53	2.88	-
AV	2.4835G	53.80	54.00	-0.20	22.39	3	Vertical	-0	1.47	-	28.53	2.88	-

802.11ax HEW20_Nss1,(MCS0)_4TX

2457MHz_TX

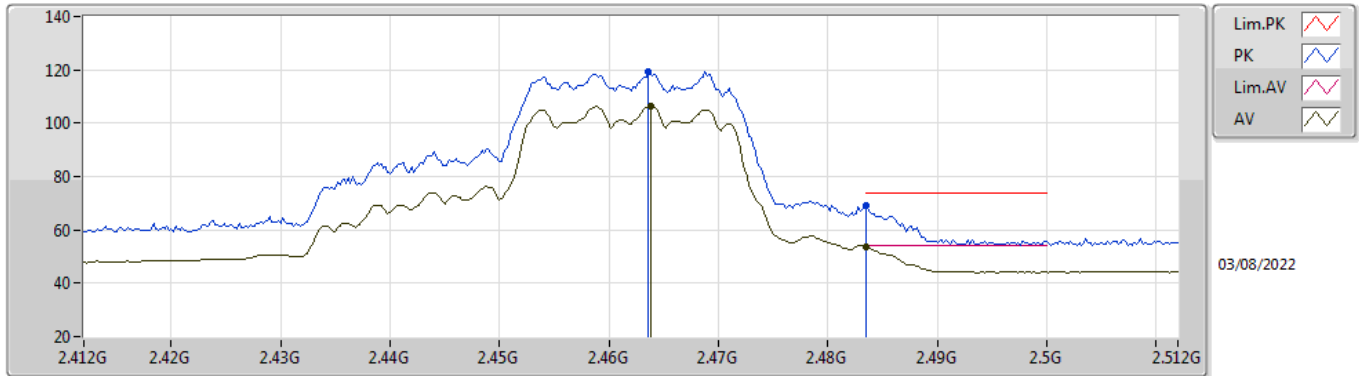


EUT_X_4TX
Setting 86
02-F-K-3

Type	Freq (Hz)	Level (dBuV/m)	Limit (dBuV/m)	Margin (dB)	Raw (dBuV)	Dist (m)	Condition	Azimuth (°)	Height (m)	Comment	AF (dB)	CL (dB)	PA (dB)
PK	2.4532G	123.93	Inf	-Inf	92.67	3	Horizontal	21	2.30	-	28.41	2.85	-
AV	2.458G	111.48	Inf	-Inf	80.19	3	Horizontal	21	2.30	-	28.43	2.86	-
PK	2.4846G	67.56	74.00	-6.44	36.14	3	Horizontal	21	2.30	-	28.54	2.88	-
AV	2.4835G	53.33	54.00	-0.67	21.92	3	Horizontal	21	2.30	-	28.53	2.88	-

802.11ax HEW20_Nss1,(MCS0)_4TX

2462MHz_TX

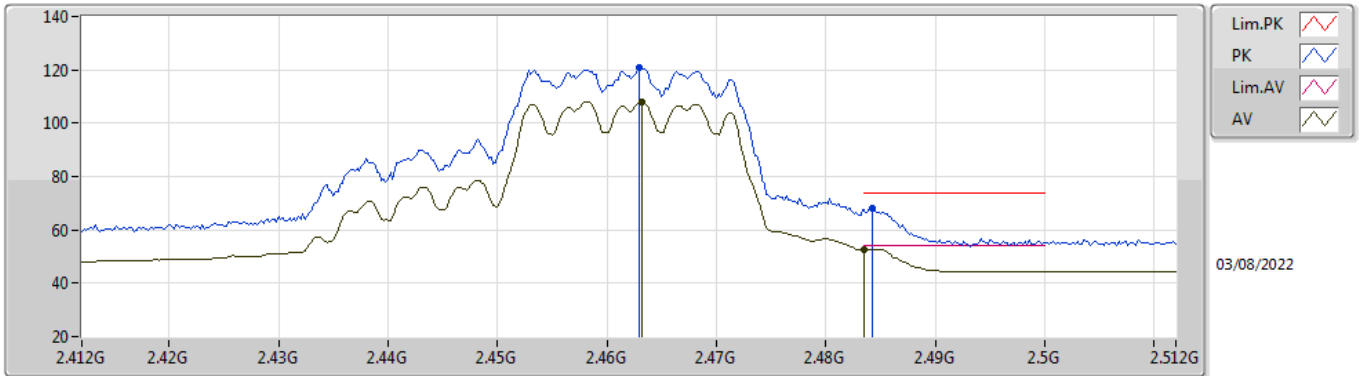


EUT X_4TX
Setting 74
02-F-K-3

Type	Freq (Hz)	Level (dBuV/m)	Limit (dBuV/m)	Margin (dB)	Raw (dBuV)	Dist (m)	Condition	Azimuth (°)	Height (m)	Comment	AF (dB)	CL (dB)	PA (dB)
PK	2.4636G	119.22	Inf	-Inf	87.91	3	Vertical	356	1.45	-	28.45	2.86	-
AV	2.4638G	106.36	Inf	-Inf	75.04	3	Vertical	356	1.45	-	28.46	2.86	-
PK	2.4835G	69.02	74.00	-4.98	37.61	3	Vertical	356	1.45	-	28.53	2.88	-
AV	2.4835G	53.79	54.00	-0.21	22.38	3	Vertical	356	1.45	-	28.53	2.88	-

802.11ax HEW20_Nss1,(MCS0)_4TX

2462MHz_TX

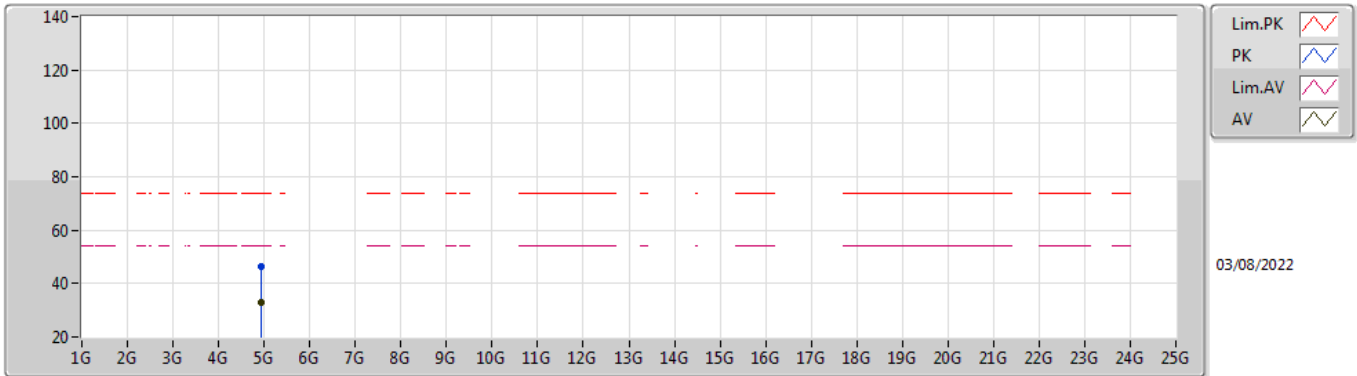


EUT X_4TX
Setting 74
02-F-K-3

Type	Freq (Hz)	Level (dBuV/m)	Limit (dBuV/m)	Margin (dB)	Raw (dBuV)	Dist (m)	Condition	Azimuth (°)	Height (m)	Comment	AF (dB)	CL (dB)	PA (dB)
PK	2.463G	120.84	Inf	-Inf	89.53	3	Horizontal	18	2.26	-	28.45	2.86	-
AV	2.4632G	107.84	Inf	-Inf	76.53	3	Horizontal	18	2.26	-	28.45	2.86	-
PK	2.4842G	68.18	74.00	-5.82	36.76	3	Horizontal	18	2.26	-	28.54	2.88	-
AV	2.4835G	52.76	54.00	-1.24	21.35	3	Horizontal	18	2.26	-	28.53	2.88	-

802.11ax HEW20_Nss1,(MCS0)_4TX

2462MHz_TX

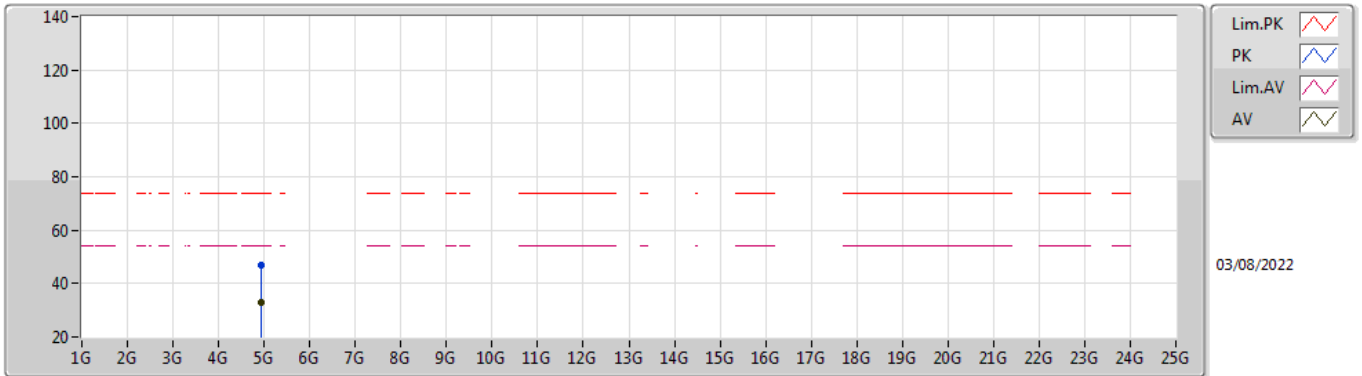


EUT X_4TX
Setting 74
02-F-K-3

Type	Freq (Hz)	Level (dBuV/m)	Limit (dBuV/m)	Margin (dB)	Raw (dBuV)	Dist (m)	Condition	Azimuth (°)	Height (m)	Comment	AF (dB)	CL (dB)	PA (dB)
PK	4.92244G	46.41	74.00	-27.59	38.83	3	Vertical	290	1.90	-	33.24	5.10	30.76
AV	4.92545G	32.74	54.00	-21.26	25.15	3	Vertical	290	1.90	-	33.25	5.10	30.76

802.11ax HEW20_Nss1,(MCS0)_4TX

2462MHz_TX

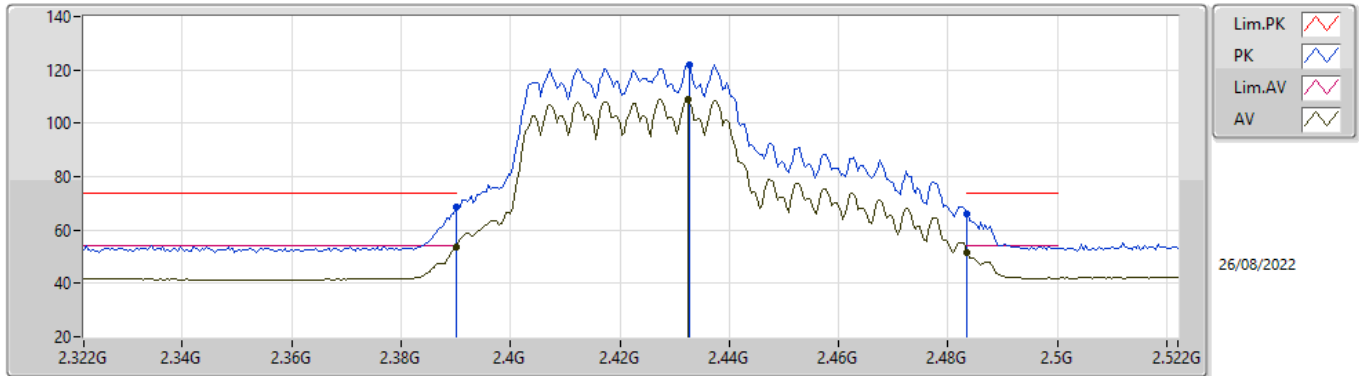


EUT X_4TX
Setting 74
02-F-K-3

Type	Freq (Hz)	Level (dBuV/m)	Limit (dBuV/m)	Margin (dB)	Raw (dBuV)	Dist (m)	Condition	Azimuth (°)	Height (m)	Comment	AF (dB)	CL (dB)	PA (dB)
PK	4.92467G	47.03	74.00	-26.97	39.44	3	Horizontal	292	2.13	-	33.25	5.10	30.76
AV	4.92611G	32.76	54.00	-21.24	25.17	3	Horizontal	292	2.13	-	33.25	5.10	30.76

802.11ax HEW40_Nss1,(MCS0)_4TX

2422MHz_TX

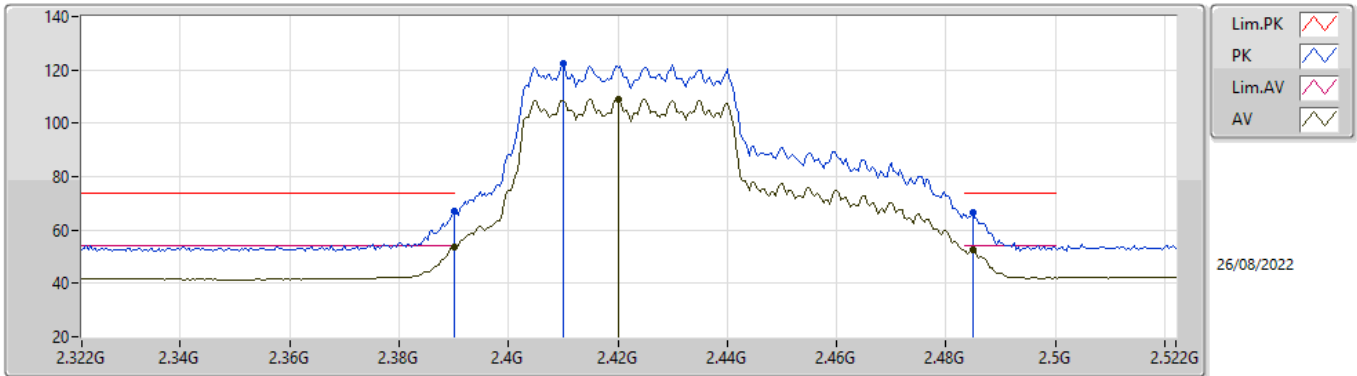


EUTX_4TX
Setting 96
04-A-B-4

Type	Freq (Hz)	Level (dBuV/m)	Limit (dBuV/m)	Margin (dB)	Raw (dBuV)	Dist (m)	Condition	Azimuth (°)	Height (m)	Comment	AF (dB)	CL (dB)	PA (dB)
PK	2.39G	68.45	74.00	-5.55	38.18	3	Vertical	360	1.01	-	27.48	2.79	-
AV	2.39G	53.66	54.00	-0.34	23.39	3	Vertical	360	1.01	-	27.48	2.79	-
PK	2.4328G	122.10	Inf	-Inf	91.71	3	Vertical	360	1.01	-	27.57	2.82	-
AV	2.4324G	109.00	Inf	-Inf	78.62	3	Vertical	360	1.01	-	27.56	2.82	-
PK	2.4835G	66.05	74.00	-7.95	35.41	3	Vertical	360	1.01	-	27.80	2.84	-
AV	2.4835G	51.46	54.00	-2.54	20.82	3	Vertical	360	1.01	-	27.80	2.84	-

802.11ax HEW40_Nss1,(MCS0)_4TX

2422MHz_TX

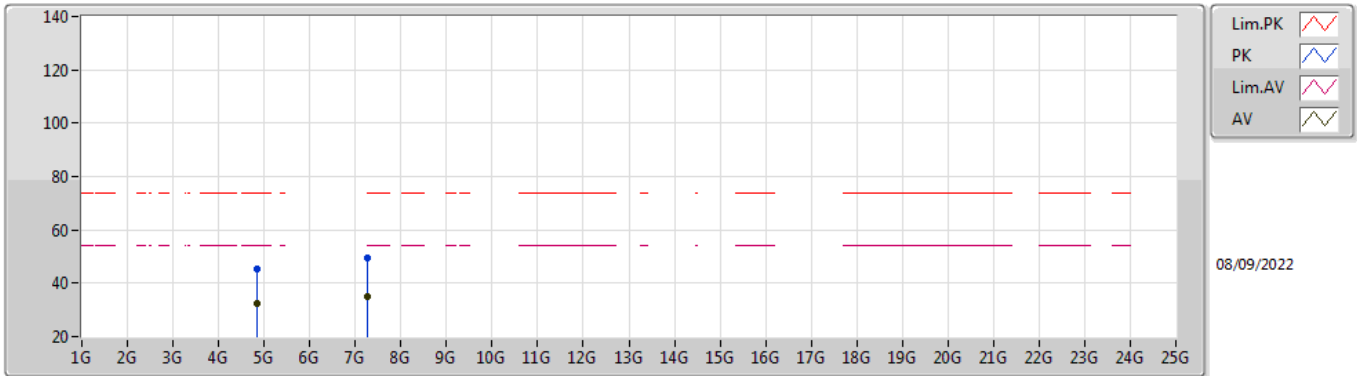


EUTX_4TX
Setting 96
04-A-B-4

Type	Freq (Hz)	Level (dBuV/m)	Limit (dBuV/m)	Margin (dB)	Raw (dBuV)	Dist (m)	Condition	Azimuth (°)	Height (m)	Comment	AF (dB)	CL (dB)	PA (dB)
PK	2.39G	67.23	74.00	-6.77	36.96	3	Horizontal	3	2.35	-	27.48	2.79	-
AV	2.39G	53.64	54.00	-0.36	23.37	3	Horizontal	3	2.35	-	27.48	2.79	-
PK	2.41G	122.62	Inf	-Inf	92.30	3	Horizontal	3	2.35	-	27.52	2.80	-
AV	2.42G	109.16	Inf	-Inf	78.81	3	Horizontal	3	2.35	-	27.54	2.81	-
PK	2.4848G	66.48	74.00	-7.52	35.83	3	Horizontal	3	2.35	-	27.81	2.84	-
AV	2.4848G	52.39	54.00	-1.61	21.74	3	Horizontal	3	2.35	-	27.81	2.84	-

802.11ax HEW40_Nss1,(MCS0)_4TX

2422MHz_TX

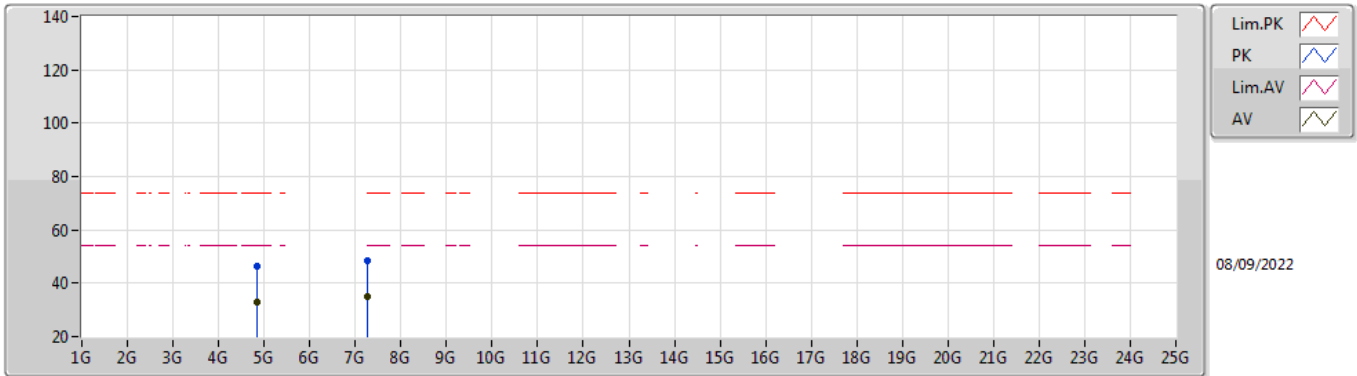


EUT X_4TX
Setting 96
02-F-G-4

Type	Freq (Hz)	Level (dBuV/m)	Limit (dBuV/m)	Margin (dB)	Raw (dBuV)	Dist (m)	Condition	Azimuth (°)	Height (m)	Comment	AF (dB)	CL (dB)	PA (dB)
PK	4.83182G	45.34	74.00	-28.66	38.05	3	Vertical	253	2.48	-	32.99	5.10	30.80
AV	4.83194G	32.17	54.00	-21.83	24.88	3	Vertical	253	2.48	-	32.99	5.10	30.80
PK	7.26124G	49.41	74.00	-24.59	38.93	3	Vertical	209	1.42	-	36.24	6.13	31.89
AV	7.26616G	34.88	54.00	-19.12	24.38	3	Vertical	209	1.42	-	36.26	6.13	31.89

802.11ax HEW40_Nss1,(MCS0)_4TX

2422MHz_TX

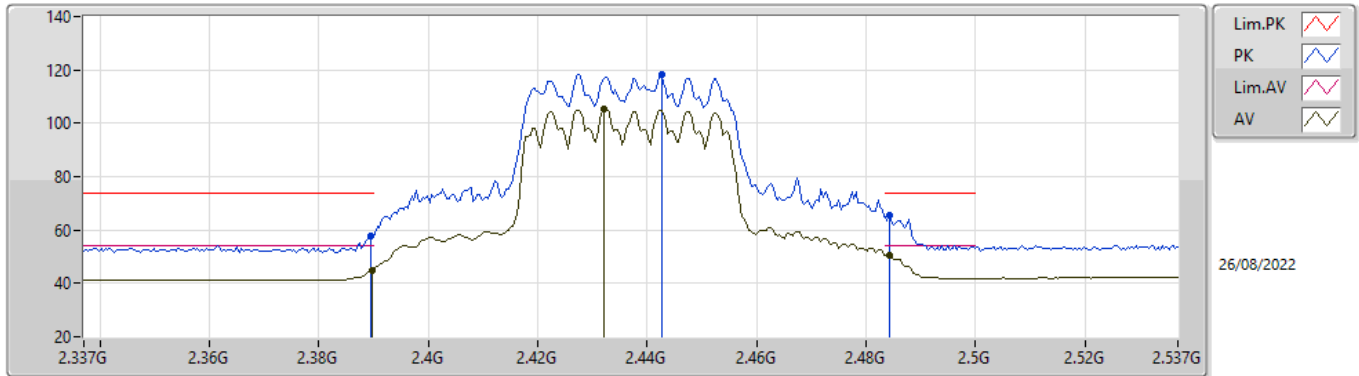


EUT_X_4TX
Setting 96
02-F-G-4

Type	Freq (Hz)	Level (dBuV/m)	Limit (dBuV/m)	Margin (dB)	Raw (dBuV)	Dist (m)	Condition	Azimuth (°)	Height (m)	Comment	AF (dB)	CL (dB)	PA (dB)
PK	4.8329G	46.20	74.00	-27.80	38.90	3	Horizontal	3	1.13	-	33.00	5.10	30.80
AV	4.83776G	32.74	54.00	-21.26	25.41	3	Horizontal	3	1.13	-	33.03	5.10	30.80
PK	7.261G	48.38	74.00	-25.62	37.90	3	Horizontal	194	2.92	-	36.24	6.13	31.89
AV	7.261G	34.89	54.00	-19.11	24.41	3	Horizontal	194	2.92	-	36.24	6.13	31.89

802.11ax HEW40_Nss1,(MCS0)_4TX

2437MHz_TX

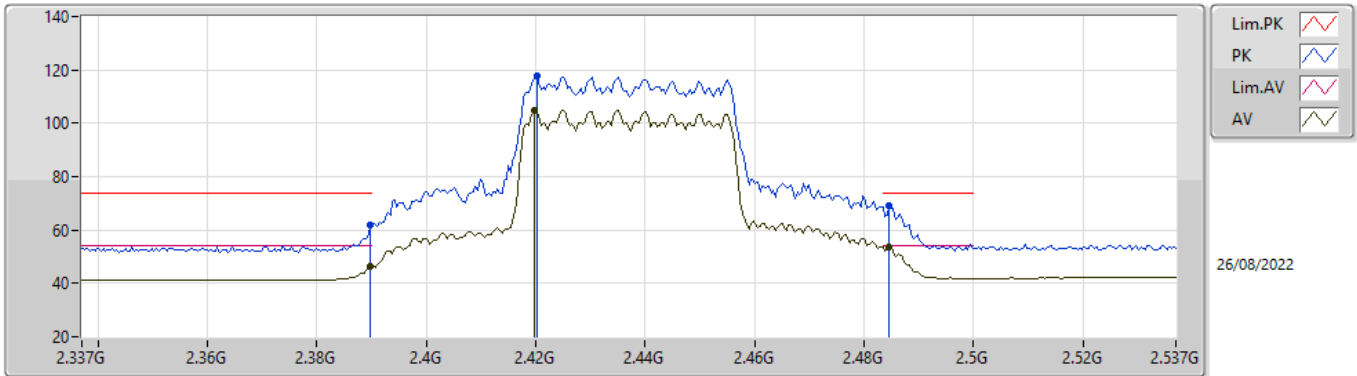


EUTX_4TX
Setting 78
04-A-B-4

Type	Freq (Hz)	Level (dBuV/m)	Limit (dBuV/m)	Margin (dB)	Raw (dBuV)	Dist (m)	Condition	Azimuth (°)	Height (m)	Comment	AF (dB)	CL (dB)	PA (dB)
PK	2.3894G	57.82	74.00	-16.18	27.55	3	Vertical	0	1.01	-	27.48	2.79	-
AV	2.3898G	44.77	54.00	-9.23	14.50	3	Vertical	0	1.01	-	27.48	2.79	-
PK	2.4426G	118.34	Inf	-Inf	87.93	3	Vertical	0	1.01	-	27.59	2.82	-
AV	2.4322G	105.60	Inf	-Inf	75.22	3	Vertical	0	1.01	-	27.56	2.82	-
PK	2.4842G	65.30	74.00	-8.70	34.65	3	Vertical	0	1.01	-	27.81	2.84	-
AV	2.4842G	50.47	54.00	-3.53	19.82	3	Vertical	0	1.01	-	27.81	2.84	-

802.11ax HEW40_Nss1,(MCS0)_4TX

2437MHz_TX

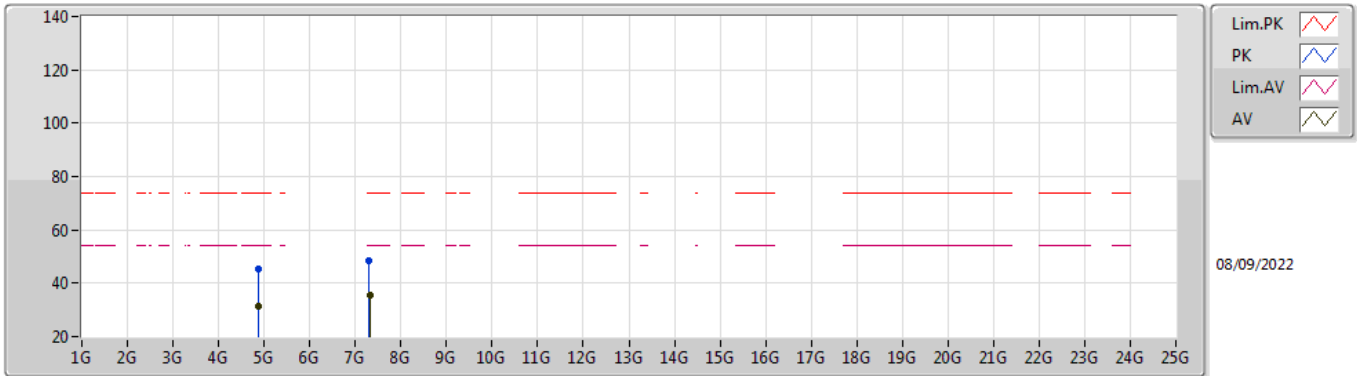


EUT_X_4TX
Setting 78
04-A-B-4

Type	Freq (Hz)	Level (dBuV/m)	Limit (dBuV/m)	Margin (dB)	Raw (dBuV)	Dist (m)	Condition	Azimuth (°)	Height (m)	Comment	AF (dB)	CL (dB)	PA (dB)
PK	2.3898G	61.65	74.00	-12.35	31.38	3	Horizontal	1	2.27	-	27.48	2.79	-
AV	2.3898G	46.49	54.00	-7.51	16.22	3	Horizontal	1	2.27	-	27.48	2.79	-
PK	2.4202G	117.59	Inf	-Inf	87.24	3	Horizontal	1	2.27	-	27.54	2.81	-
AV	2.4198G	104.91	Inf	-Inf	74.56	3	Horizontal	1	2.27	-	27.54	2.81	-
PK	2.4846G	69.04	74.00	-4.96	38.39	3	Horizontal	1	2.27	-	27.81	2.84	-
AV	2.4846G	53.76	54.00	-0.24	23.11	3	Horizontal	1	2.27	-	27.81	2.84	-

802.11ax HEW40_Nss1,(MCS0)_4TX

2437MHz_TX

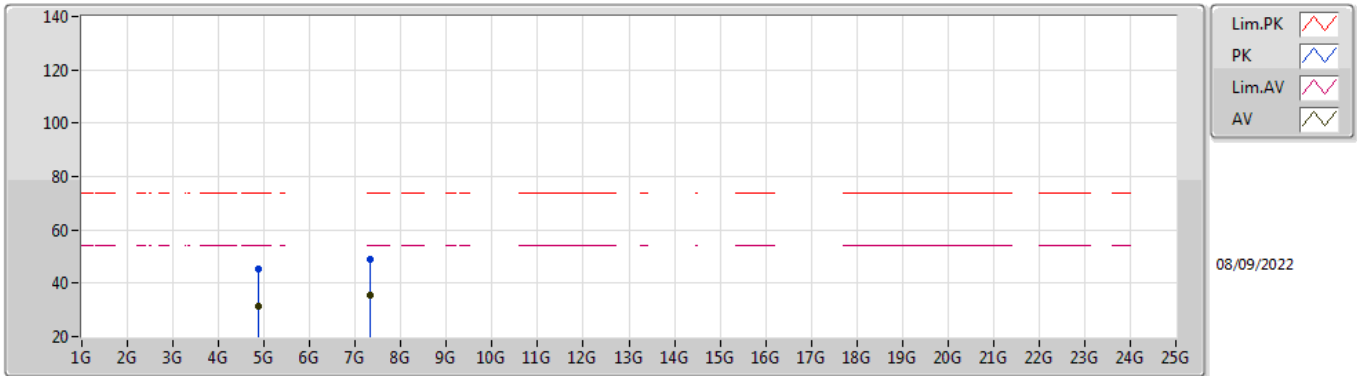


EUT X_4TX
Setting 78
02-F-G-4

Type	Freq (Hz)	Level (dBuV/m)	Limit (dBuV/m)	Margin (dB)	Raw (dBuV)	Dist (m)	Condition	Azimuth (°)	Height (m)	Comment	AF (dB)	CL (dB)	PA (dB)
PK	4.87362G	45.53	74.00	-28.47	38.06	3	Vertical	26	1.86	-	33.15	5.10	30.78
AV	4.87492G	31.58	54.00	-22.42	24.11	3	Vertical	26	1.86	-	33.15	5.10	30.78
PK	7.30992G	48.67	74.00	-25.33	38.02	3	Vertical	109	1.34	-	36.42	6.15	31.92
AV	7.31586G	35.38	54.00	-18.62	24.71	3	Vertical	109	1.34	-	36.43	6.16	31.92

802.11ax HEW40_Nss1,(MCS0)_4TX

2437MHz_TX

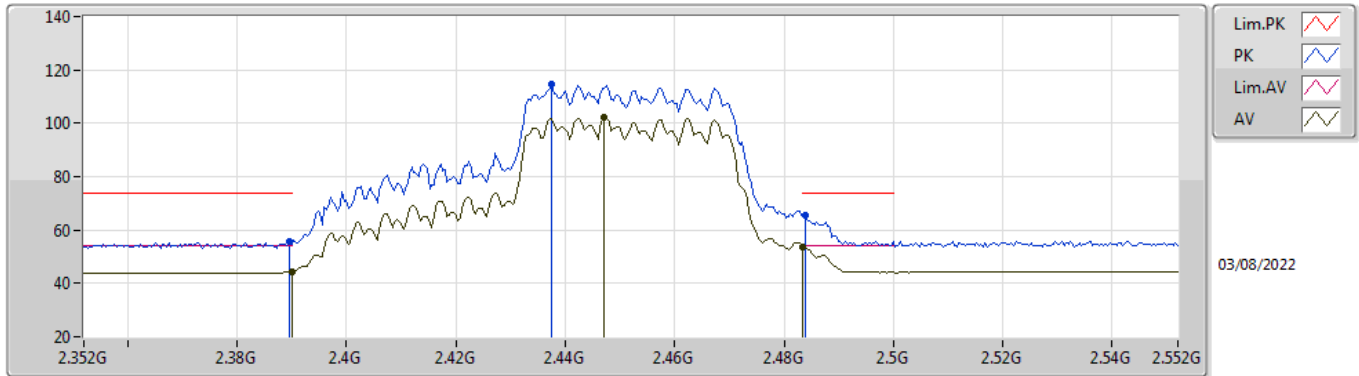


EUT X_4TX
Setting 78
02-F-G-4

Type	Freq (Hz)	Level (dBuV/m)	Limit (dBuV/m)	Margin (dB)	Raw (dBuV)	Dist (m)	Condition	Azimuth (°)	Height (m)	Comment	AF (dB)	CL (dB)	PA (dB)
PK	4.8763G	45.31	74.00	-28.69	37.84	3	Horizontal	64	2.05	-	33.15	5.10	30.78
AV	4.87464G	31.62	54.00	-22.38	24.15	3	Horizontal	64	2.05	-	33.15	5.10	30.78
PK	7.31444G	48.88	74.00	-25.12	38.21	3	Horizontal	190	2.90	-	36.43	6.16	31.92
AV	7.31588G	35.40	54.00	-18.60	24.73	3	Horizontal	190	2.90	-	36.43	6.16	31.92

802.11ax HEW40_Nss1,(MCS0)_4TX

2452MHz_TX

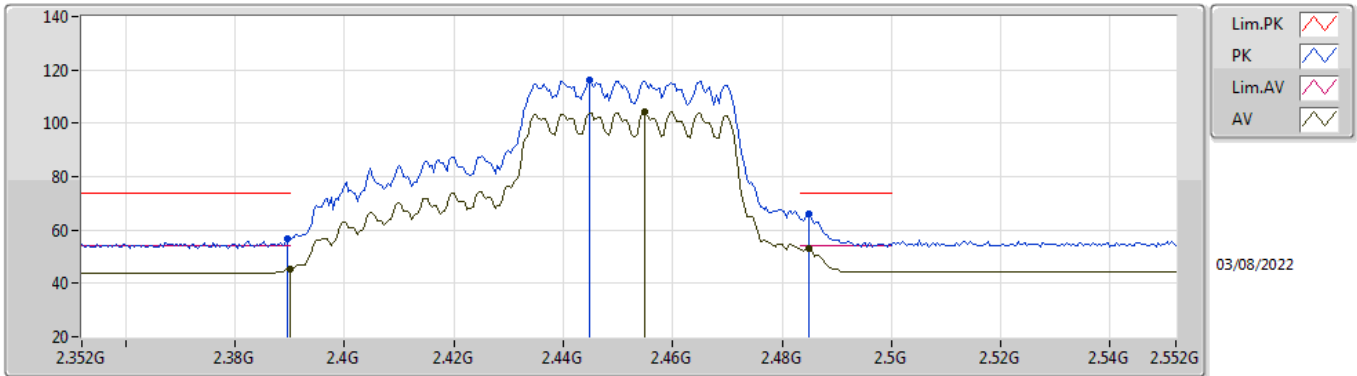


EUT_X_4TX
Setting 69
02-F-G-4

Type	Freq (Hz)	Level (dBuV/m)	Limit (dBuV/m)	Margin (dB)	Raw (dBuV)	Dist (m)	Condition	Azimuth (°)	Height (m)	Comment	AF (dB)	CL (dB)	PA (dB)
PK	2.3896G	55.48	74.00	-18.52	24.31	3	Vertical	341	1.90	-	28.38	2.79	-
AV	2.39G	44.29	54.00	-9.71	13.12	3	Vertical	341	1.90	-	28.38	2.79	-
PK	2.4376G	114.50	Inf	-Inf	83.26	3	Vertical	341	1.90	-	28.40	2.84	-
AV	2.4472G	102.17	Inf	-Inf	70.92	3	Vertical	341	1.90	-	28.40	2.85	-
PK	2.484G	65.35	74.00	-8.65	33.93	3	Vertical	341	1.90	-	28.54	2.88	-
AV	2.4835G	53.59	54.00	-0.41	22.18	3	Vertical	341	1.90	-	28.53	2.88	-

802.11ax HEW40_Nss1,(MCS0)_4TX

2452MHz_TX

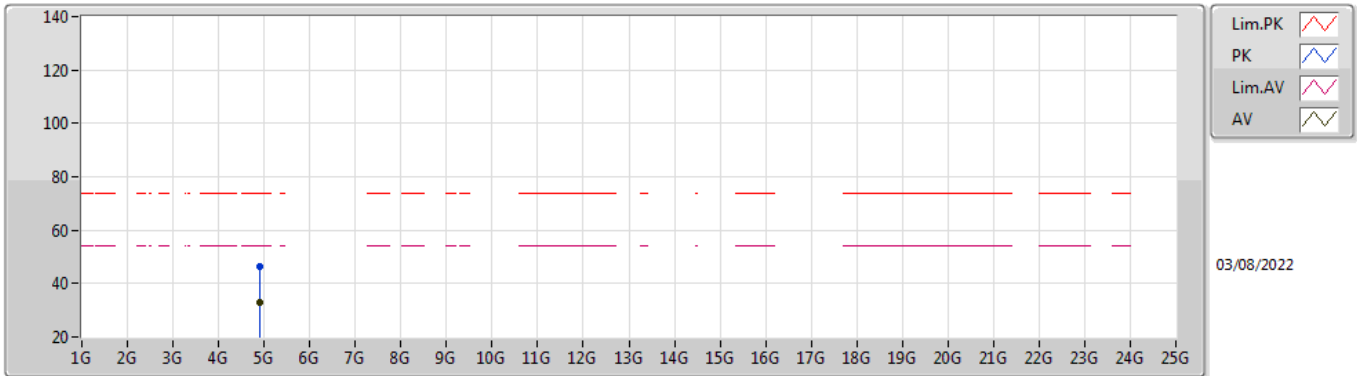


EUT_X_4TX
Setting 69
02-F-G-4

Type	Freq (Hz)	Level (dBuV/m)	Limit (dBuV/m)	Margin (dB)	Raw (dBuV)	Dist (m)	Condition	Azimuth (°)	Height (m)	Comment	AF (dB)	CL (dB)	PA (dB)
PK	2.3896G	56.80	74.00	-17.20	25.63	3	Horizontal	22	2.32	-	28.38	2.79	-
AV	2.39G	45.48	54.00	-8.52	14.31	3	Horizontal	22	2.32	-	28.38	2.79	-
PK	2.4448G	115.96	Inf	-Inf	84.72	3	Horizontal	22	2.32	-	28.40	2.84	-
AV	2.4548G	104.12	Inf	-Inf	72.85	3	Horizontal	22	2.32	-	28.42	2.85	-
PK	2.4848G	66.26	74.00	-7.74	34.84	3	Horizontal	22	2.32	-	28.54	2.88	-
AV	2.4848G	53.03	54.00	-0.97	21.61	3	Horizontal	22	2.32	-	28.54	2.88	-

802.11ax HEW40_Nss1,(MCS0)_4TX

2452MHz_TX

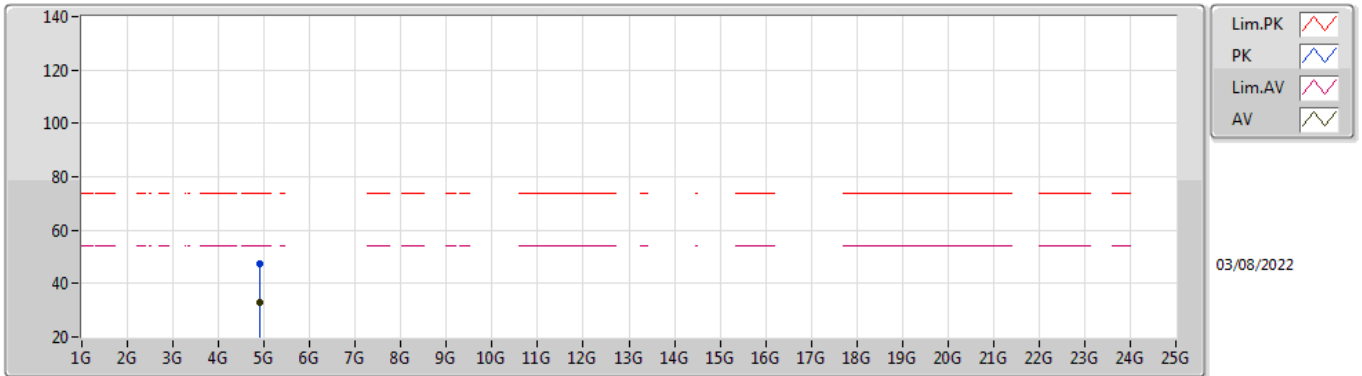


EUT X_4TX
Setting 69
02-F-G-4

Type	Freq (Hz)	Level (dBuV/m)	Limit (dBuV/m)	Margin (dB)	Raw (dBuV)	Dist (m)	Condition	Azimuth (°)	Height (m)	Comment	AF (dB)	CL (dB)	PA (dB)
PK	4.90255G	46.42	74.00	-27.58	38.88	3	Vertical	170	1.58	-	33.21	5.10	30.77
AV	4.90578G	32.72	54.00	-21.28	25.18	3	Vertical	170	1.58	-	33.21	5.10	30.77

802.11ax HEW40_Nss1,(MCS0)_4TX

2452MHz_TX



EUT X_4TX
Setting 69
02-F-G-4

Type	Freq (Hz)	Level (dBuV/m)	Limit (dBuV/m)	Margin (dB)	Raw (dBuV)	Dist (m)	Condition	Azimuth (°)	Height (m)	Comment	AF (dB)	CL (dB)	PA (dB)
PK	4.90198G	47.20	74.00	-26.80	39.67	3	Horizontal	182	1.18	-	33.20	5.10	30.77
AV	4.90471G	32.71	54.00	-21.29	25.17	3	Horizontal	182	1.18	-	33.21	5.10	30.77

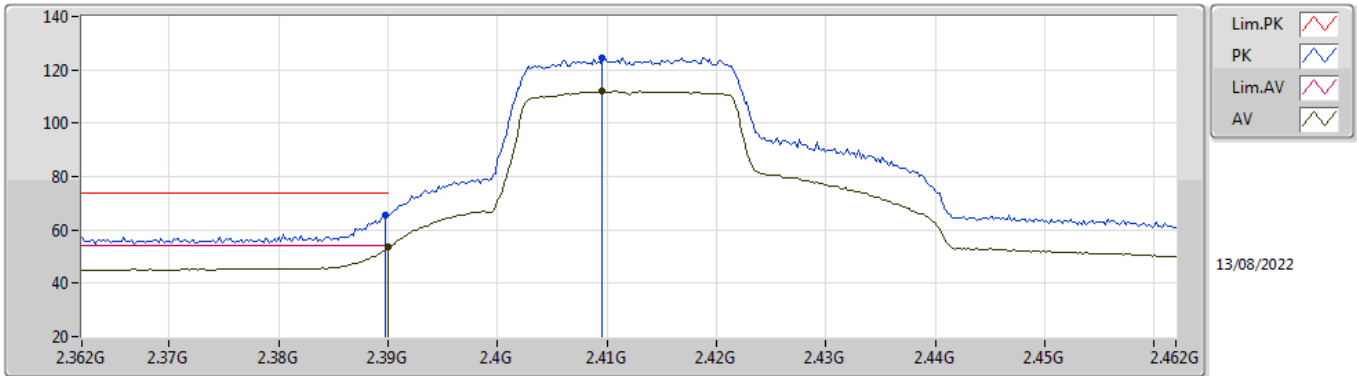


Summary

Mode	Result	Type	Freq (Hz)	Level (dBuV/m)	Limit (dBuV/m)	Margin (dB)	Dist (m)	Condition	Azimuth (°)	Height (m)	Comments
2.4-2.4835GHz	-	-	-	-	-	-	-	-	-	-	-
802.11ax HEW20-BF_Nss1,(MCS0)_4TX	Pass	AV	2.4835G	53.91	54.00	-0.09	3	Horizontal	16	1.54	-

802.11ax HEW20-BF_Nss1,(MCS0)_4TX

2412MHz_TX

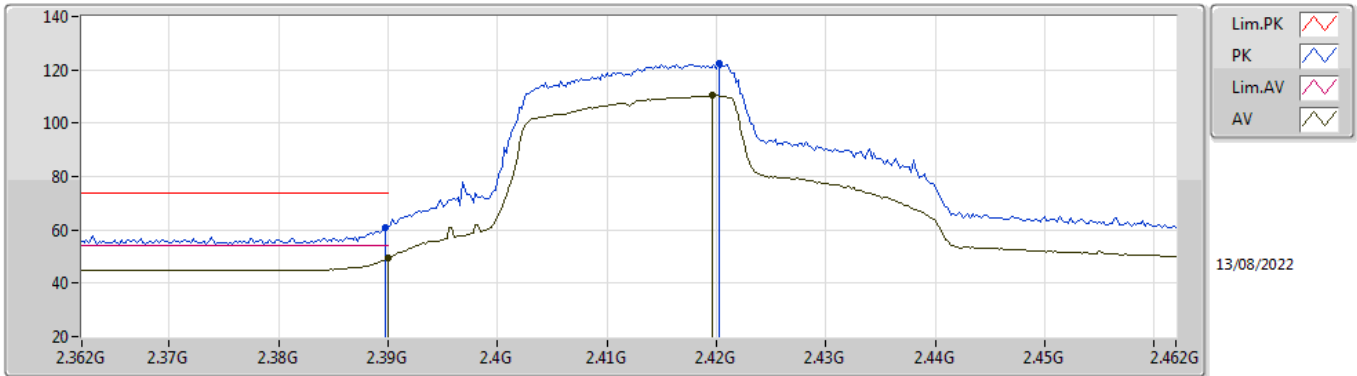


EUT X_4TX
Setting 89
03-D-S-5

Type	Freq (Hz)	Level (dBuV/m)	Limit (dBuV/m)	Margin (dB)	Raw (dBuV)	Dist (m)	Condition	Azimuth (°)	Height (m)	Comment	AF (dB)	CL (dB)	PA (dB)
PK	2.3898G	65.51	74.00	-8.49	32.86	3	Vertical	5	1.13	-	28.26	4.39	-
AV	2.39G	53.84	54.00	-0.16	21.19	3	Vertical	5	1.13	-	28.26	4.39	-
PK	2.4096G	124.54	Inf	-Inf	91.84	3	Vertical	5	1.13	-	28.30	4.40	-
AV	2.4096G	111.94	Inf	-Inf	79.24	3	Vertical	5	1.13	-	28.30	4.40	-

802.11ax HEW20-BF_Nss1,(MCS0)_4TX

2412MHz_TX

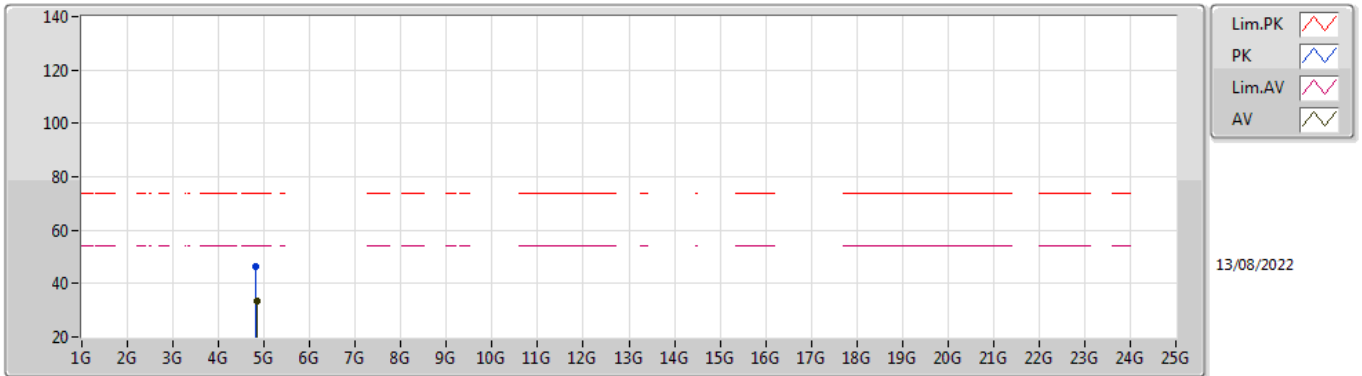


EUT X_4TX
Setting 89
03-D-S-5

Type	Freq (Hz)	Level (dBuV/m)	Limit (dBuV/m)	Margin (dB)	Raw (dBuV)	Dist (m)	Condition	Azimuth (°)	Height (m)	Comment	AF (dB)	CL (dB)	PA (dB)
PK	2.3898G	61.07	74.00	-12.93	28.42	3	Horizontal	5.3	1.65	-	28.26	4.39	-
AV	2.39G	49.26	54.00	-4.74	16.61	3	Horizontal	5.3	1.65	-	28.26	4.39	-
PK	2.4202G	122.30	Inf	-Inf	89.59	3	Horizontal	5.3	1.65	-	28.30	4.41	-
AV	2.4196G	110.31	Inf	-Inf	77.60	3	Horizontal	5.3	1.65	-	28.30	4.41	-

802.11ax HEW20-BF_Nss1,(MCS0)_4TX

2412MHz_TX

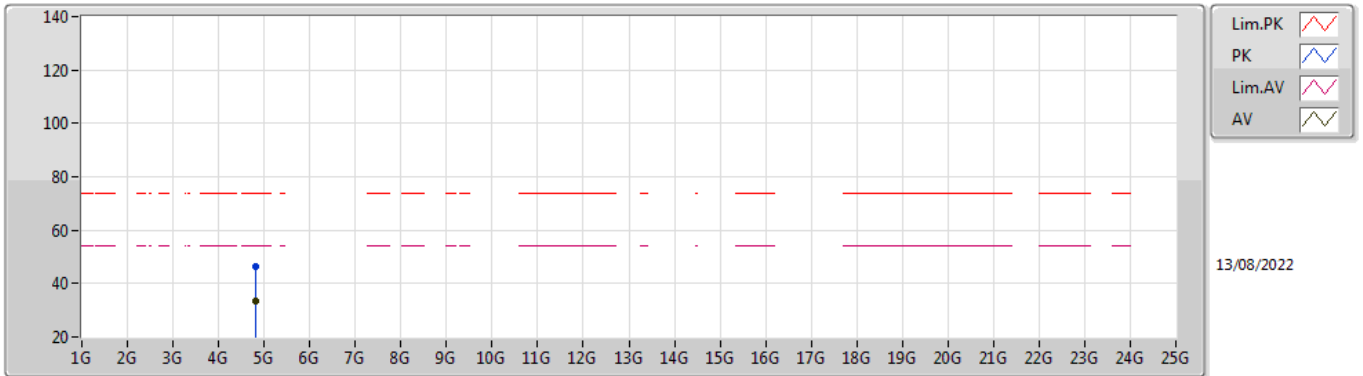


EUT X_4TX
Setting 89
03-D-S-5

Type	Freq (Hz)	Level (dBuV/m)	Limit (dBuV/m)	Margin (dB)	Raw (dBuV)	Dist (m)	Condition	Azimuth (°)	Height (m)	Comment	AF (dB)	CL (dB)	PA (dB)
PK	4.82656G	46.48	74.00	-27.52	40.92	3	Vertical	356	2.72	-	33.36	7.10	34.90
AV	4.82892G	33.35	54.00	-20.65	27.78	3	Vertical	356	2.72	-	33.37	7.10	34.90

802.11ax HEW20-BF_Nss1,(MCS0)_4TX

2412MHz_TX

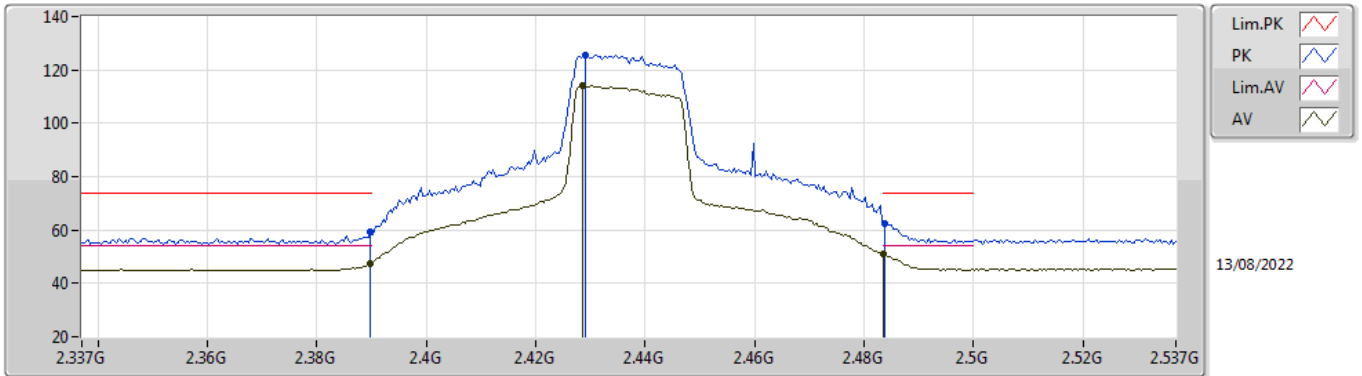


EUT X_4TX
Setting 89
03-D-S-5

Type	Freq (Hz)	Level (dBuV/m)	Limit (dBuV/m)	Margin (dB)	Raw (dBuV)	Dist (m)	Condition	Azimuth (°)	Height (m)	Comment	AF (dB)	CL (dB)	PA (dB)
PK	4.82572G	46.60	74.00	-27.40	41.05	3	Horizontal	321	1.47	-	33.35	7.10	34.90
AV	4.82812G	33.19	54.00	-20.81	27.62	3	Horizontal	321	1.47	-	33.37	7.10	34.90

802.11ax HEW20-BF_Nss1,(MCS0)_4TX

2437MHz_TX

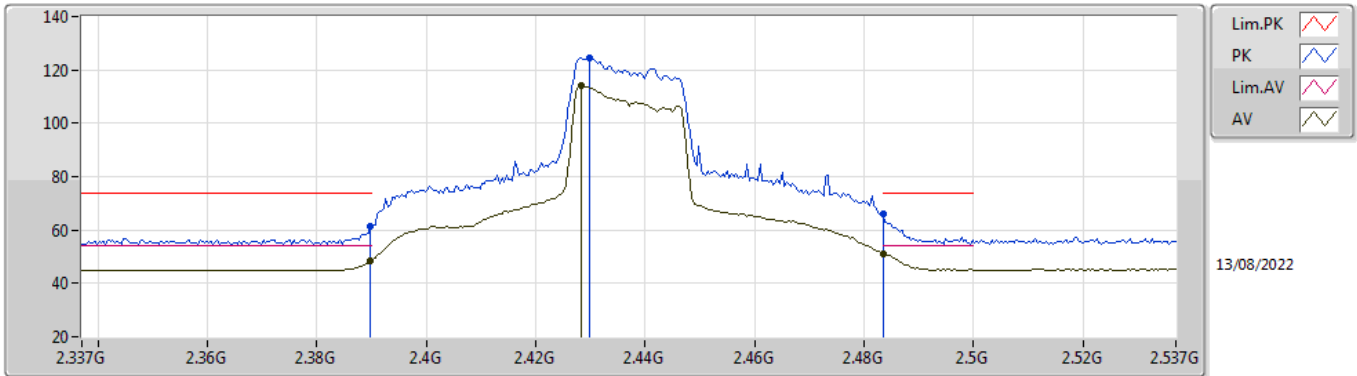


EUT_X_4TX
Setting 98
03-D-S-5

Type	Freq (Hz)	Level (dBuV/m)	Limit (dBuV/m)	Margin (dB)	Raw (dBuV)	Dist (m)	Condition	Azimuth (°)	Height (m)	Comment	AF (dB)	CL (dB)	PA (dB)
PK	2.3898G	59.34	74.00	-14.66	26.69	3	Vertical	356	1.34	-	28.26	4.39	-
AV	2.3898G	47.38	54.00	-6.62	14.73	3	Vertical	356	1.34	-	28.26	4.39	-
PK	2.429G	125.69	Inf	-Inf	92.98	3	Vertical	356	1.34	-	28.30	4.41	-
AV	2.4286G	114.07	Inf	-Inf	81.36	3	Vertical	356	1.34	-	28.30	4.41	-
PK	2.4838G	62.50	74.00	-11.50	29.62	3	Vertical	356	1.34	-	28.44	4.44	-
AV	2.4835G	50.99	54.00	-3.01	18.12	3	Vertical	356	1.34	-	28.43	4.44	-

802.11ax HEW20-BF_Nss1,(MCS0)_4TX

2437MHz_TX

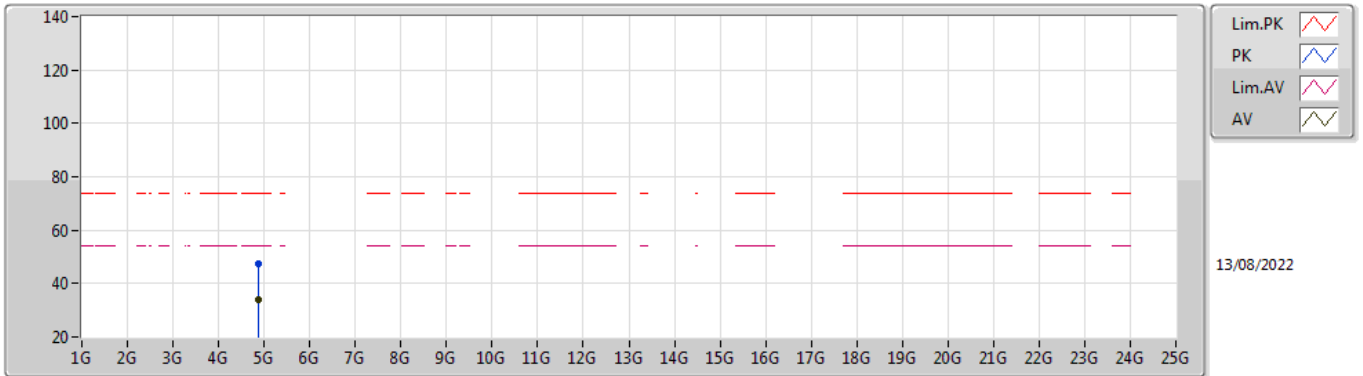


EUT_X_4TX
Setting 98
03-D-S-5

Type	Freq (Hz)	Level (dBuV/m)	Limit (dBuV/m)	Margin (dB)	Raw (dBuV)	Dist (m)	Condition	Azimuth (°)	Height (m)	Comment	AF (dB)	CL (dB)	PA (dB)
PK	2.3898G	61.53	74.00	-12.47	28.88	3	Horizontal	7	1.45	-	28.26	4.39	-
AV	2.3898G	48.26	54.00	-5.74	15.61	3	Horizontal	7	1.45	-	28.26	4.39	-
PK	2.4298G	124.60	Inf	-Inf	91.89	3	Horizontal	7	1.45	-	28.30	4.41	-
AV	2.4282G	114.13	Inf	-Inf	81.42	3	Horizontal	7	1.45	-	28.30	4.41	-
PK	2.4835G	66.23	74.00	-7.77	33.36	3	Horizontal	7	1.45	-	28.43	4.44	-
AV	2.4835G	51.16	54.00	-2.84	18.29	3	Horizontal	7	1.45	-	28.43	4.44	-

802.11ax HEW20-BF_Nss1,(MCS0)_4TX

2437MHz_TX

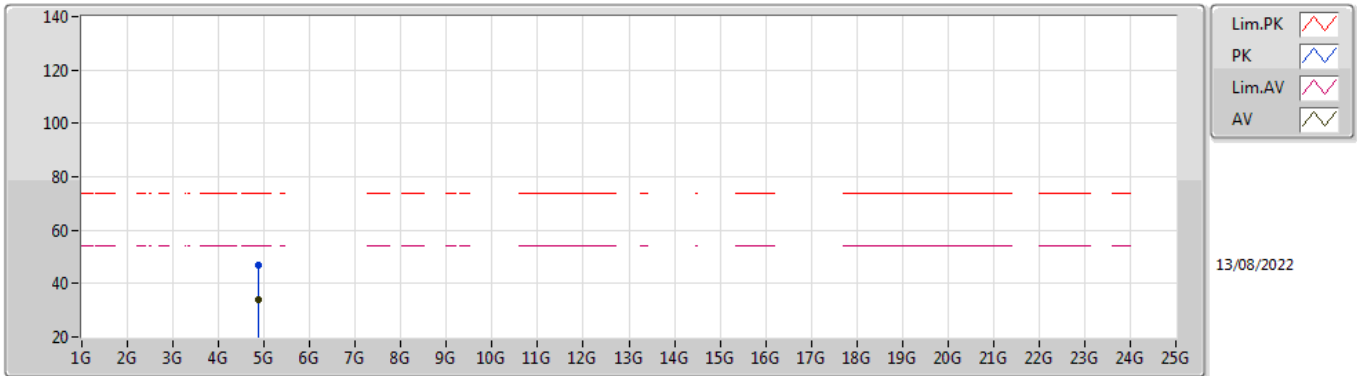


EUT X_4TX
Setting 98
03-D-S-5

Type	Freq (Hz)	Level (dBuV/m)	Limit (dBuV/m)	Margin (dB)	Raw (dBuV)	Dist (m)	Condition	Azimuth (°)	Height (m)	Comment	AF (dB)	CL (dB)	PA (dB)
PK	4.87168G	47.25	74.00	-26.75	41.46	3	Vertical	222	1.96	-	33.59	7.10	34.90
AV	4.87596G	33.75	54.00	-20.25	27.94	3	Vertical	222	1.96	-	33.60	7.10	34.89

802.11ax HEW20-BF_Nss1,(MCS0)_4TX

2437MHz_TX

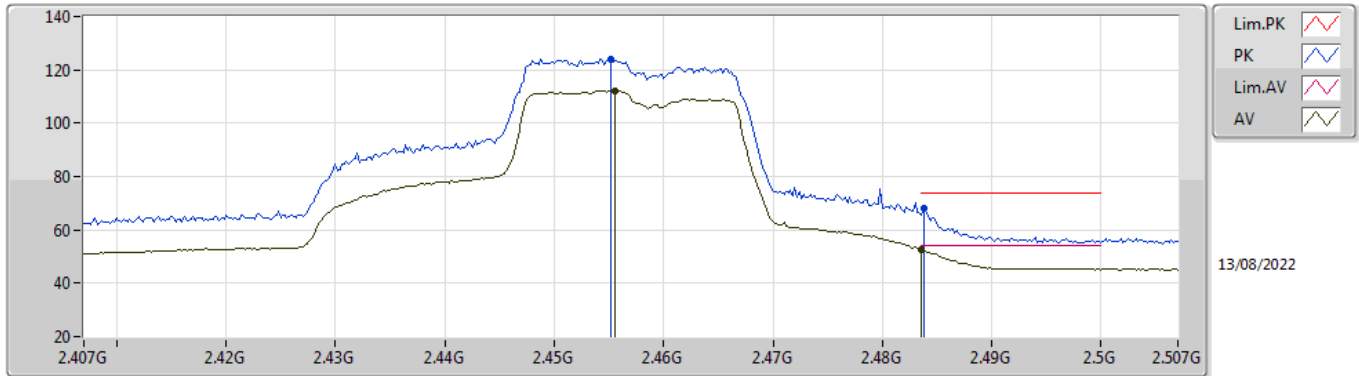


EUT X_4TX
Setting 98
03-D-S-5

Type	Freq (Hz)	Level (dBuV/m)	Limit (dBuV/m)	Margin (dB)	Raw (dBuV)	Dist (m)	Condition	Azimuth (°)	Height (m)	Comment	AF (dB)	CL (dB)	PA (dB)
PK	4.8662G	46.97	74.00	-27.03	41.21	3	Horizontal	12	2.18	-	33.56	7.10	34.90
AV	4.86784G	33.92	54.00	-20.08	28.15	3	Horizontal	12	2.18	-	33.57	7.10	34.90

802.11ax HEW20-BF_Nss1,(MCS0)_4TX

2457MHz_TX

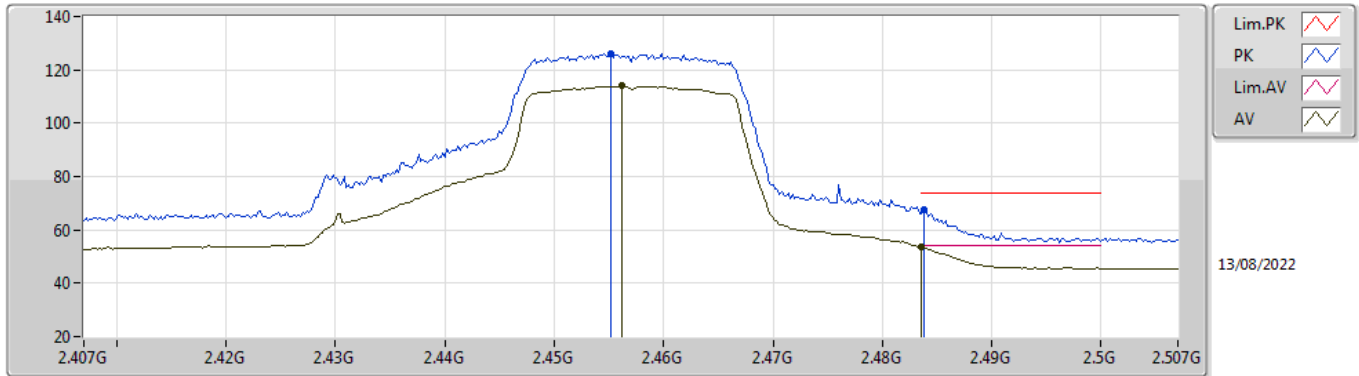


EUT X_4TX
Setting 91
03-D-S-5

Type	Freq (Hz)	Level (dBuV/m)	Limit (dBuV/m)	Margin (dB)	Raw (dBuV)	Dist (m)	Condition	Azimuth (°)	Height (m)	Comment	AF (dB)	CL (dB)	PA (dB)
PK	2.4552G	123.90	Inf	-Inf	91.15	3	Vertical	1	1.53	-	28.32	4.43	-
AV	2.4556G	112.25	Inf	-Inf	79.50	3	Vertical	1	1.53	-	28.32	4.43	-
PK	2.4838G	68.09	74.00	-5.91	35.21	3	Vertical	1	1.53	-	28.44	4.44	-
AV	2.4835G	52.35	54.00	-1.65	19.48	3	Vertical	1	1.53	-	28.43	4.44	-

802.11ax HEW20-BF_Nss1,(MCS0)_4TX

2457MHz_TX

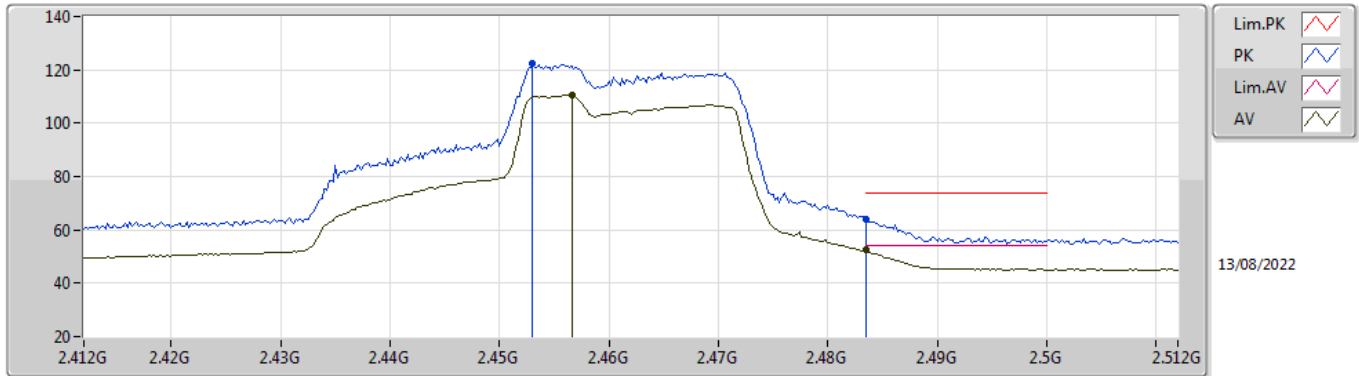


EUT X_4TX
Setting 91
03-D-S-5

Type	Freq (Hz)	Level (dBuV/m)	Limit (dBuV/m)	Margin (dB)	Raw (dBuV)	Dist (m)	Condition	Azimuth (°)	Height (m)	Comment	AF (dB)	CL (dB)	PA (dB)
PK	2.4552G	126.25	Inf	-Inf	93.50	3	Horizontal	21	2.41	-	28.32	4.43	-
AV	2.4562G	113.96	Inf	-Inf	81.21	3	Horizontal	21	2.41	-	28.32	4.43	-
PK	2.4838G	67.84	74.00	-6.16	34.96	3	Horizontal	21	2.41	-	28.44	4.44	-
AV	2.4835G	53.84	54.00	-0.16	20.97	3	Horizontal	21	2.41	-	28.43	4.44	-

802.11ax HEW20-BF_Nss1,(MCS0)_4TX

2462MHz_TX

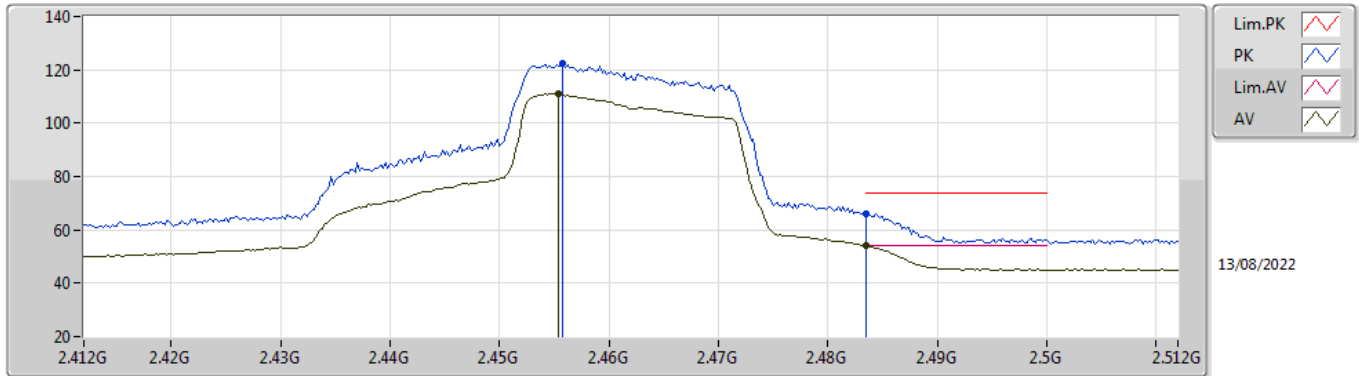


EUT X_4TX
Setting 84
03-D-S-5

Type	Freq (Hz)	Level (dBuV/m)	Limit (dBuV/m)	Margin (dB)	Raw (dBuV)	Dist (m)	Condition	Azimuth (°)	Height (m)	Comment	AF (dB)	CL (dB)	PA (dB)
PK	2.453G	122.33	Inf	-Inf	89.59	3	Vertical	6	1.51	-	28.31	4.43	-
AV	2.4566G	110.43	Inf	-Inf	77.67	3	Vertical	6	1.51	-	28.33	4.43	-
PK	2.4835G	63.72	74.00	-10.28	30.85	3	Vertical	6	1.51	-	28.43	4.44	-
AV	2.4835G	52.36	54.00	-1.64	19.49	3	Vertical	6	1.51	-	28.43	4.44	-

802.11ax HEW20-BF_Nss1,(MCS0)_4TX

2462MHz_TX

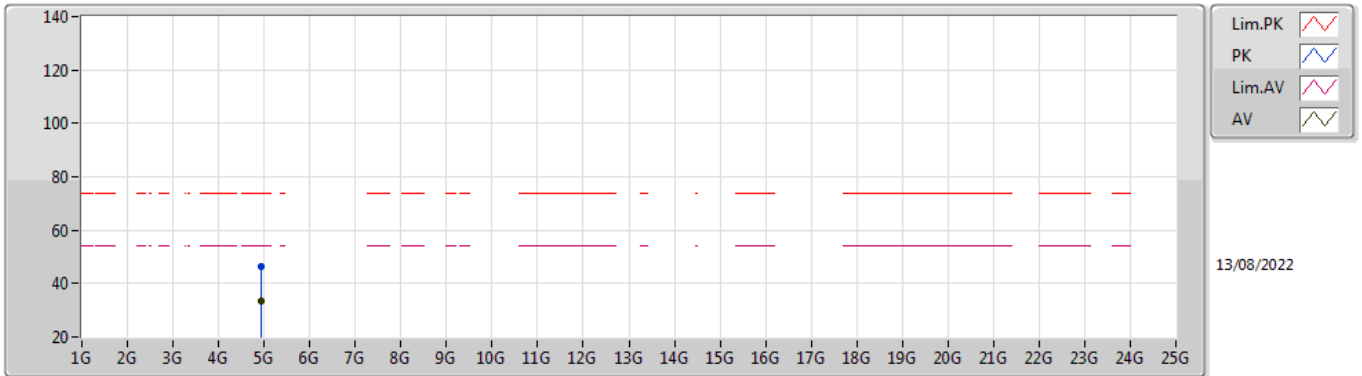


EUT X_4TX
Setting 84
03-D-S-5

Type	Freq (Hz)	Level (dBuV/m)	Limit (dBuV/m)	Margin (dB)	Raw (dBuV)	Dist (m)	Condition	Azimuth (°)	Height (m)	Comment	AF (dB)	CL (dB)	PA (dB)
PK	2.4558G	122.50	Inf	-Inf	89.75	3	Horizontal	16	1.54	-	28.32	4.43	-
AV	2.4554G	111.21	Inf	-Inf	78.46	3	Horizontal	16	1.54	-	28.32	4.43	-
PK	2.4835G	65.95	74.00	-8.05	33.08	3	Horizontal	16	1.54	-	28.43	4.44	-
AV	2.4835G	53.91	54.00	-0.09	21.04	3	Horizontal	16	1.54	-	28.43	4.44	-

802.11ax HEW20-BF_Nss1,(MCS0)_4TX

2462MHz_TX

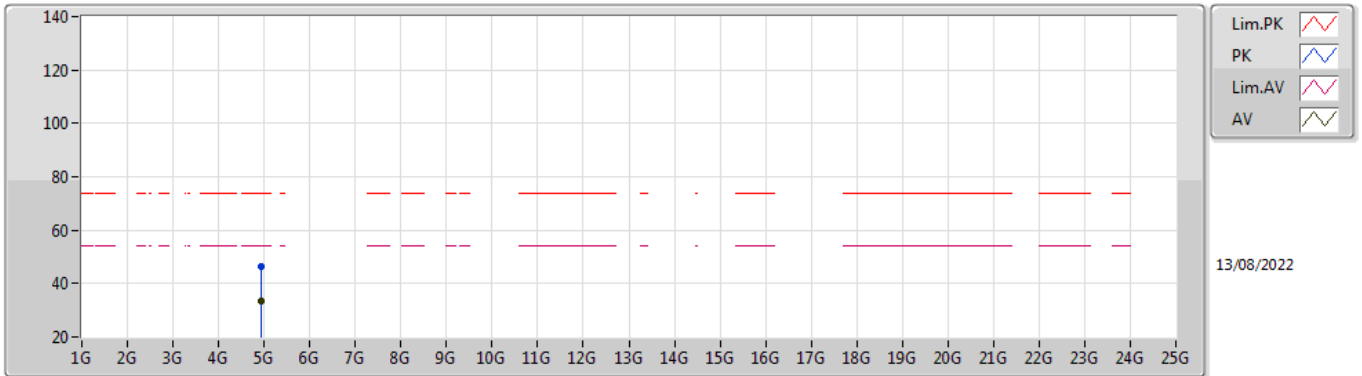


EUT X_4TX
Setting 84
03-D-S-5

Type	Freq (Hz)	Level (dBuV/m)	Limit (dBuV/m)	Margin (dB)	Raw (dBuV)	Dist (m)	Condition	Azimuth (°)	Height (m)	Comment	AF (dB)	CL (dB)	PA (dB)
PK	4.9194G	46.39	74.00	-27.61	40.44	3	Vertical	203	2.31	-	33.74	7.10	34.89
AV	4.9272G	33.25	54.00	-20.75	27.29	3	Vertical	203	2.31	-	33.75	7.10	34.89

802.11ax HEW20-BF_Nss1,(MCS0)_4TX

2462MHz_TX

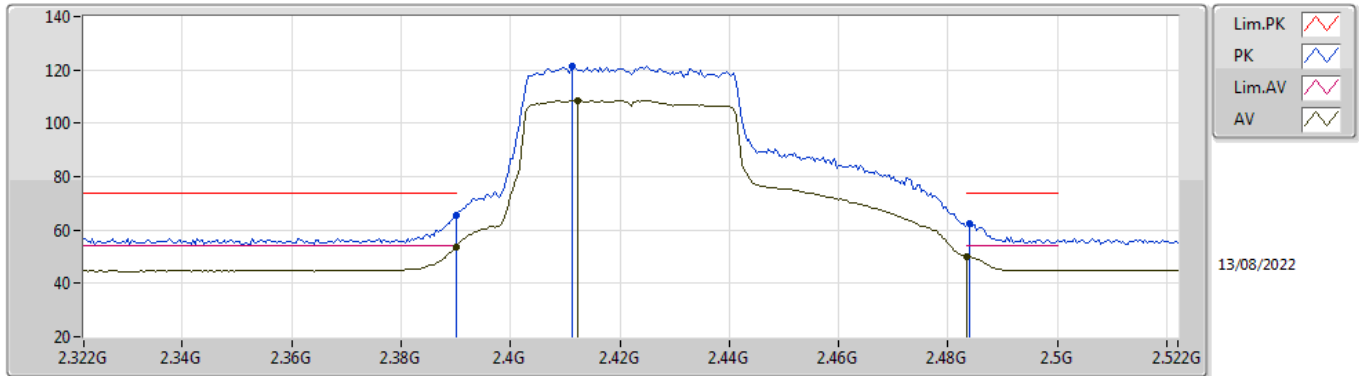


EUT X_4TX
Setting 84
03-D-S-5

Type	Freq (Hz)	Level (dBuV/m)	Limit (dBuV/m)	Margin (dB)	Raw (dBuV)	Dist (m)	Condition	Azimuth (°)	Height (m)	Comment	AF (dB)	CL (dB)	PA (dB)
PK	4.92412G	46.33	74.00	-27.67	40.37	3	Horizontal	223	1.96	-	33.75	7.10	34.89
AV	4.927G	33.23	54.00	-20.77	27.27	3	Horizontal	223	1.96	-	33.75	7.10	34.89

802.11ax HEW40-BF_Nss1,(MCS0)_4TX

2422MHz_TX

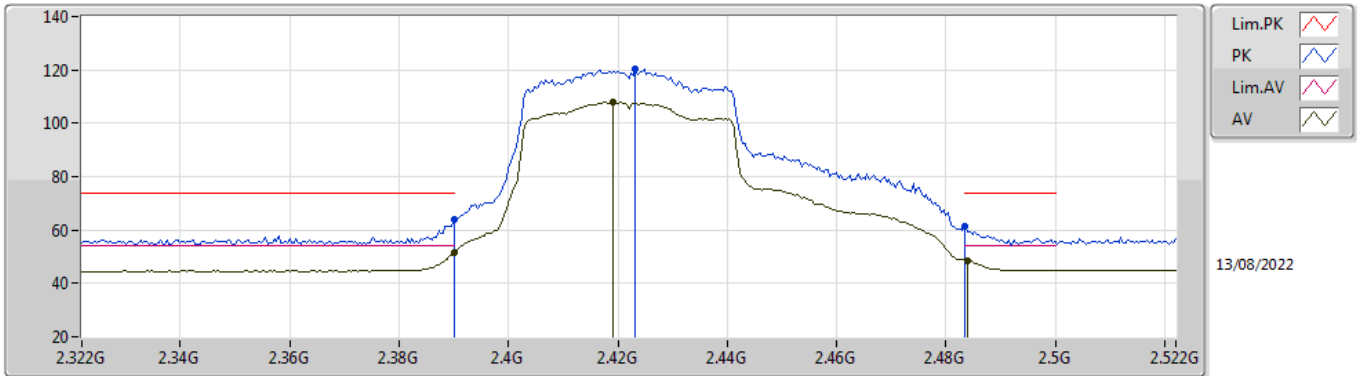


EUT_X_4TX
Setting 88
03-D-S-5

Type	Freq (Hz)	Level (dBuV/m)	Limit (dBuV/m)	Margin (dB)	Raw (dBuV)	Dist (m)	Condition	Azimuth (°)	Height (m)	Comment	AF (dB)	CL (dB)	PA (dB)
PK	2.39G	65.68	74.00	-8.32	33.03	3	Vertical	1	1.00	-	28.26	4.39	-
AV	2.39G	53.82	54.00	-0.18	21.17	3	Vertical	1	1.00	-	28.26	4.39	-
PK	2.4112G	121.37	Inf	-Inf	88.66	3	Vertical	1	1.00	-	28.30	4.41	-
AV	2.4124G	108.38	Inf	-Inf	75.67	3	Vertical	1	1.00	-	28.30	4.41	-
PK	2.484G	62.35	74.00	-11.65	29.47	3	Vertical	1	1.00	-	28.44	4.44	-
AV	2.4835G	49.95	54.00	-4.05	17.08	3	Vertical	1	1.00	-	28.43	4.44	-

802.11ax HEW40-BF_Nss1,(MCS0)_4TX

2422MHz_TX

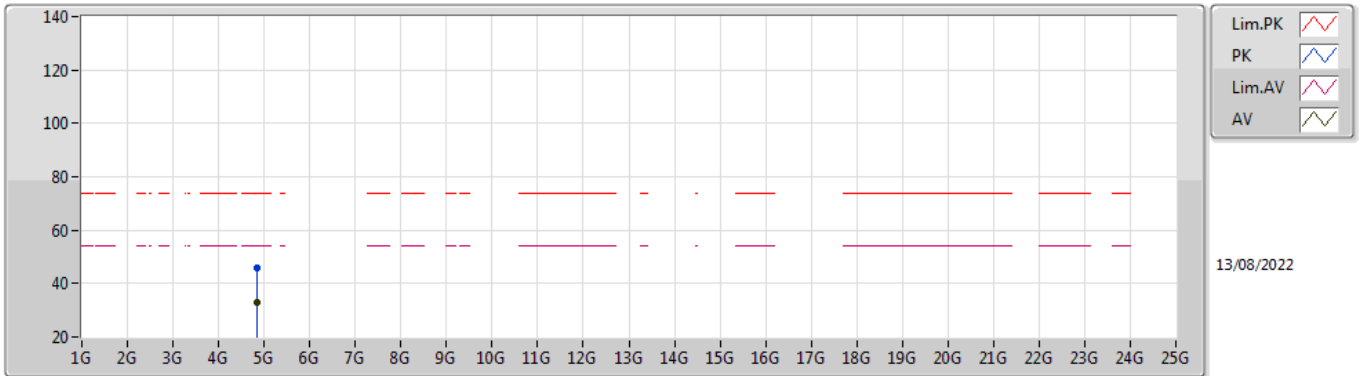


EUT_X_4TX
Setting 88
03-D-S-5

Type	Freq (Hz)	Level (dBuV/m)	Limit (dBuV/m)	Margin (dB)	Raw (dBuV)	Dist (m)	Condition	Azimuth (°)	Height (m)	Comment	AF (dB)	CL (dB)	PA (dB)
PK	2.39G	63.92	74.00	-10.08	31.27	3	Horizontal	1	1.63	-	28.26	4.39	-
AV	2.39G	51.57	54.00	-2.43	18.92	3	Horizontal	1	1.63	-	28.26	4.39	-
PK	2.4232G	120.26	Inf	-Inf	87.55	3	Horizontal	1	1.63	-	28.30	4.41	-
AV	2.4192G	107.85	Inf	-Inf	75.14	3	Horizontal	1	1.63	-	28.30	4.41	-
PK	2.4835G	61.19	74.00	-12.81	28.32	3	Horizontal	1	1.63	-	28.43	4.44	-
AV	2.484G	48.35	54.00	-5.65	15.47	3	Horizontal	1	1.63	-	28.44	4.44	-

802.11ax HEW40-BF_Nss1,(MCS0)_4TX

2422MHz_TX

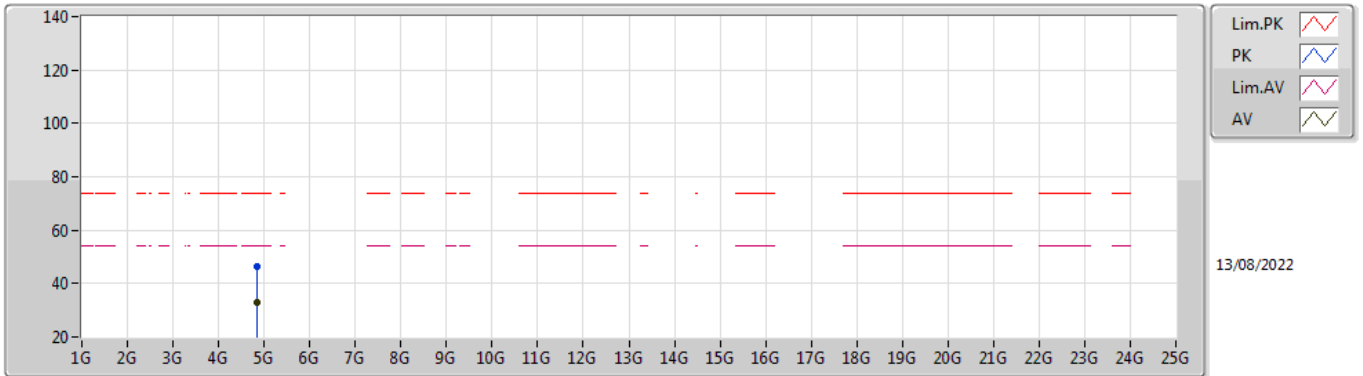


EUT X_4TX
Setting 88
03-D-S-5

Type	Freq (Hz)	Level (dBuV/m)	Limit (dBuV/m)	Margin (dB)	Raw (dBuV)	Dist (m)	Condition	Azimuth (°)	Height (m)	Comment	AF (dB)	CL (dB)	PA (dB)
PK	4.84802G	46.09	74.00	-27.91	40.40	3	Vertical	284	1.46	-	33.49	7.10	34.90
AV	4.84056G	32.71	54.00	-21.29	27.07	3	Vertical	284	1.46	-	33.44	7.10	34.90

802.11ax HEW40-BF_Nss1,(MCS0)_4TX

2422MHz_TX

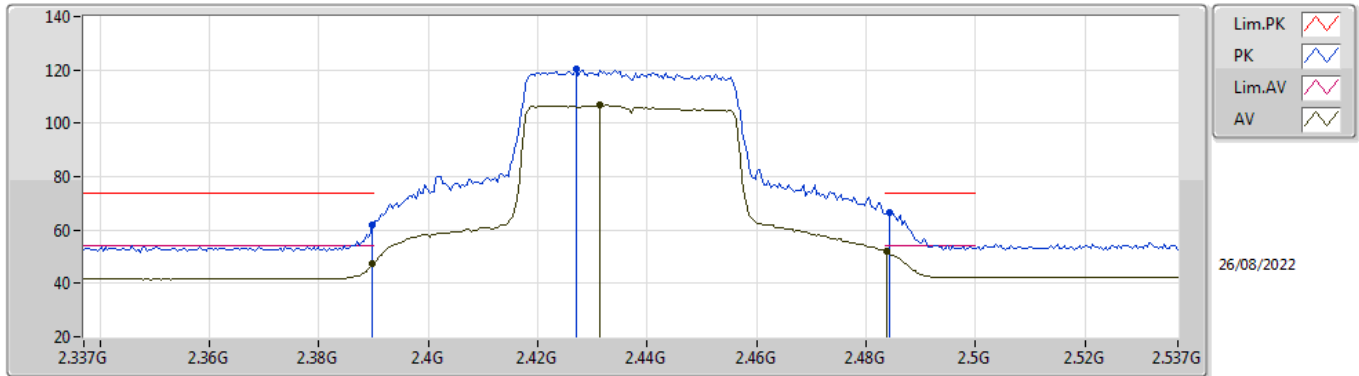


EUT X_4TX
Setting 88
03-D-S-5

Type	Freq (Hz)	Level (dBuV/m)	Limit (dBuV/m)	Margin (dB)	Raw (dBuV)	Dist (m)	Condition	Azimuth (°)	Height (m)	Comment	AF (dB)	CL (dB)	PA (dB)
PK	4.84752G	46.27	74.00	-27.73	40.58	3	Horizontal	273	1.73	-	33.49	7.10	34.90
AV	4.84G	32.82	54.00	-21.18	27.18	3	Horizontal	273	1.73	-	33.44	7.10	34.90

802.11ax HEW40-BF_Nss1,(MCS0)_4TX

2437MHz_TX

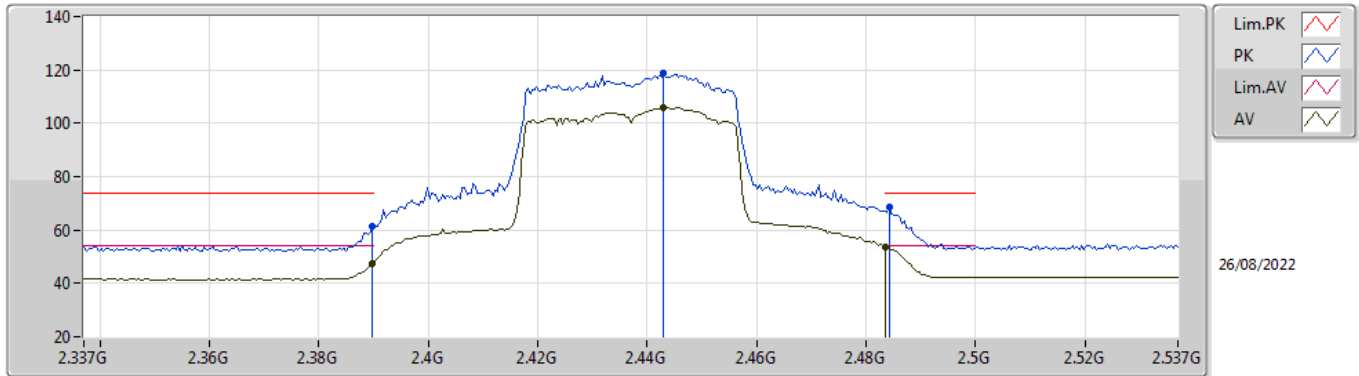


EUT_X_4TX
Setting 76
04-A-B-4

Type	Freq (Hz)	Level (dBuV/m)	Limit (dBuV/m)	Margin (dB)	Raw (dBuV)	Dist (m)	Condition	Azimuth (°)	Height (m)	Comment	AF (dB)	CL (dB)	PA (dB)
PK	2.3898G	62.02	74.00	-11.98	31.75	3	Vertical	3	1.34	-	27.48	2.79	-
AV	2.3898G	47.47	54.00	-6.53	17.20	3	Vertical	3	1.34	-	27.48	2.79	-
PK	2.427G	120.32	Inf	-Inf	89.96	3	Vertical	3	1.34	-	27.55	2.81	-
AV	2.4314G	106.69	Inf	-Inf	76.31	3	Vertical	3	1.34	-	27.56	2.82	-
PK	2.4842G	66.74	74.00	-7.26	36.09	3	Vertical	3	1.34	-	27.81	2.84	-
AV	2.4838G	51.85	54.00	-2.15	21.21	3	Vertical	3	1.34	-	27.80	2.84	-

802.11ax HEW40-BF_Nss1,(MCS0)_4TX

2437MHz_TX

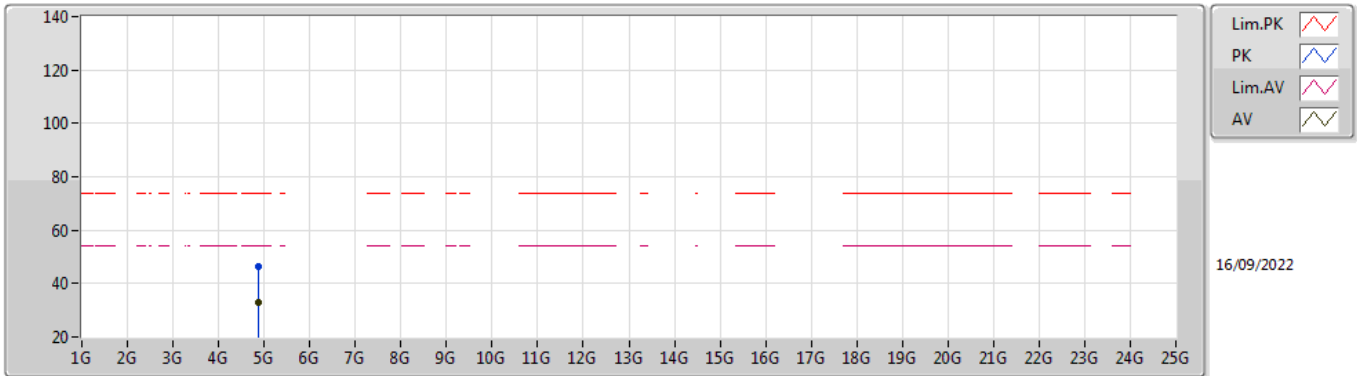


EUT_X_4TX
Setting 76
04-A-B-4

Type	Freq (Hz)	Level (dBuV/m)	Limit (dBuV/m)	Margin (dB)	Raw (dBuV)	Dist (m)	Condition	Azimuth (°)	Height (m)	Comment	AF (dB)	CL (dB)	PA (dB)
PK	2.3898G	61.61	74.00	-12.39	31.34	3	Horizontal	10	1.35	-	27.48	2.79	-
AV	2.3898G	47.57	54.00	-6.43	17.30	3	Horizontal	10	1.35	-	27.48	2.79	-
PK	2.443G	118.59	Inf	-Inf	88.18	3	Horizontal	10	1.35	-	27.59	2.82	-
AV	2.443G	105.93	Inf	-Inf	75.52	3	Horizontal	10	1.35	-	27.59	2.82	-
PK	2.4842G	68.61	74.00	-5.39	37.96	3	Horizontal	10	1.35	-	27.81	2.84	-
AV	2.4835G	53.84	54.00	-0.16	23.20	3	Horizontal	10	1.35	-	27.80	2.84	-

802.11ax HEW40-BF_Nss1,(MCS0)_4TX

2437MHz_TX

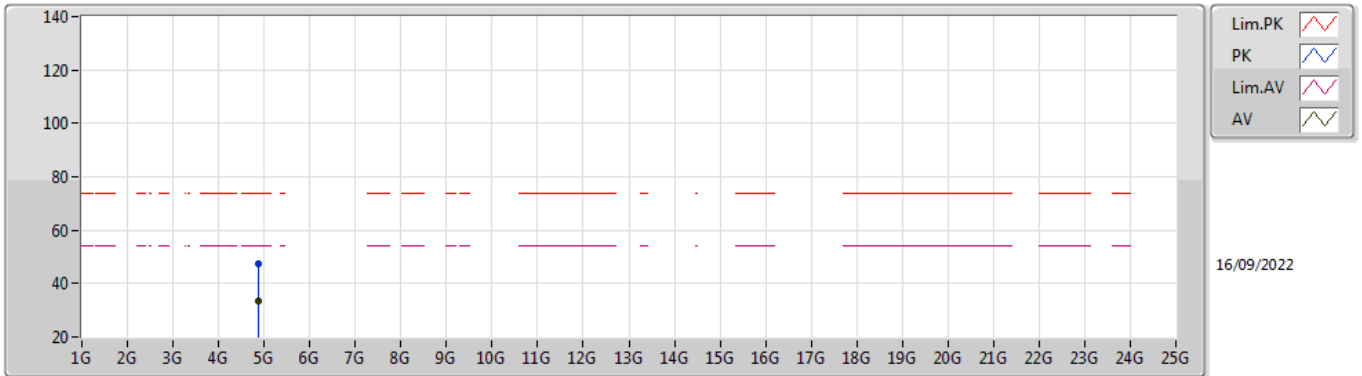


EUT X_4TX
Setting 76
04-A-B-4

Type	Freq (Hz)	Level (dBuV/m)	Limit (dBuV/m)	Margin (dB)	Raw (dBuV)	Dist (m)	Condition	Azimuth (°)	Height (m)	Comment	AF (dB)	CL (dB)	PA (dB)
PK	4.8716G	46.58	74.00	-27.42	41.48	3	Vertical	9	2.46	-	32.89	4.84	32.63
AV	4.87856G	33.10	54.00	-20.90	27.97	3	Vertical	9	2.46	-	32.91	4.84	32.62

802.11ax HEW40-BF_Nss1,(MCS0)_4TX

2437MHz_TX

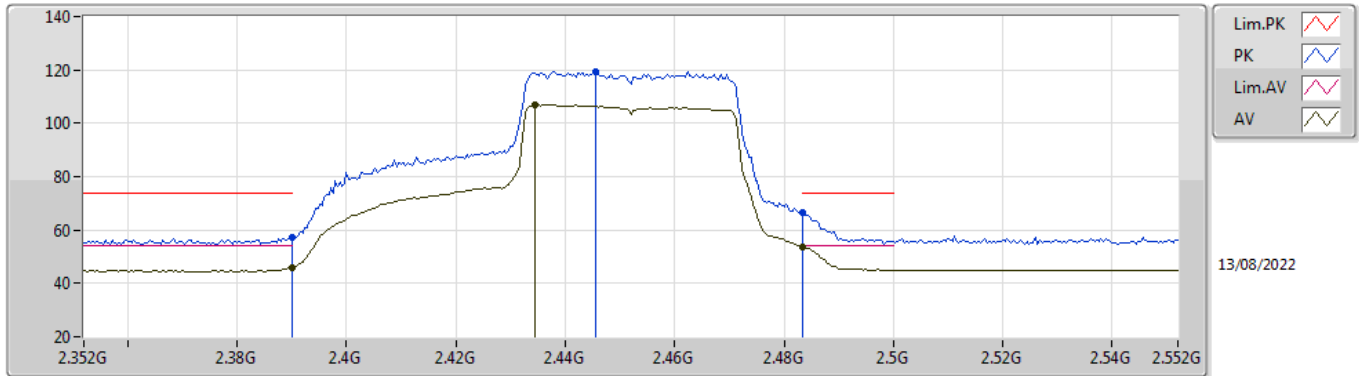


EUT X_4TX
Setting 76
04-A-B-4

Type	Freq (Hz)	Level (dBuV/m)	Limit (dBuV/m)	Margin (dB)	Raw (dBuV)	Dist (m)	Condition	Azimuth (°)	Height (m)	Comment	AF (dB)	CL (dB)	PA (dB)
PK	4.88216G	47.38	74.00	-26.62	42.23	3	Horizontal	33	2.68	-	32.93	4.84	32.62
AV	4.87298G	33.56	54.00	-20.44	28.46	3	Horizontal	33	2.68	-	32.89	4.84	32.63

802.11ax HEW40-BF_Nss1,(MCS0)_4TX

2452MHz_TX

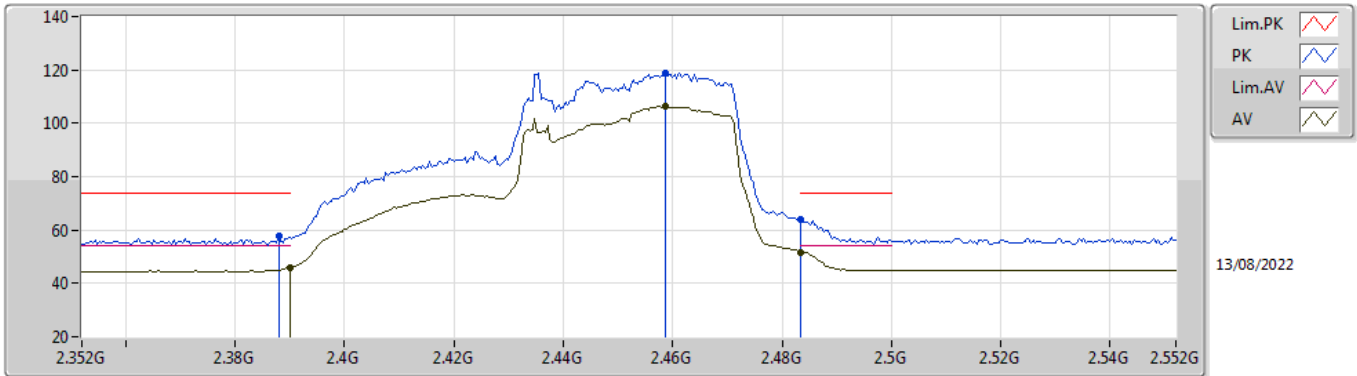


EUT_X_4TX
Setting 80
03-D-S-5

Type	Freq (Hz)	Level (dBuV/m)	Limit (dBuV/m)	Margin (dB)	Raw (dBuV)	Dist (m)	Condition	Azimuth (°)	Height (m)	Comment	AF (dB)	CL (dB)	PA (dB)
PK	2.39G	57.26	74.00	-16.74	24.61	3	Vertical	0	1.07	-	28.26	4.39	-
AV	2.39G	45.84	54.00	-8.16	13.19	3	Vertical	0	1.07	-	28.26	4.39	-
PK	2.4456G	119.26	Inf	-Inf	86.54	3	Vertical	0	1.07	-	28.30	4.42	-
AV	2.4344G	106.82	Inf	-Inf	74.10	3	Vertical	0	1.07	-	28.30	4.42	-
PK	2.4835G	66.53	74.00	-7.47	33.66	3	Vertical	0	1.07	-	28.43	4.44	-
AV	2.4835G	53.78	54.00	-0.22	20.91	3	Vertical	0	1.07	-	28.43	4.44	-

802.11ax HEW40-BF_Nss1,(MCS0)_4TX

2452MHz_TX

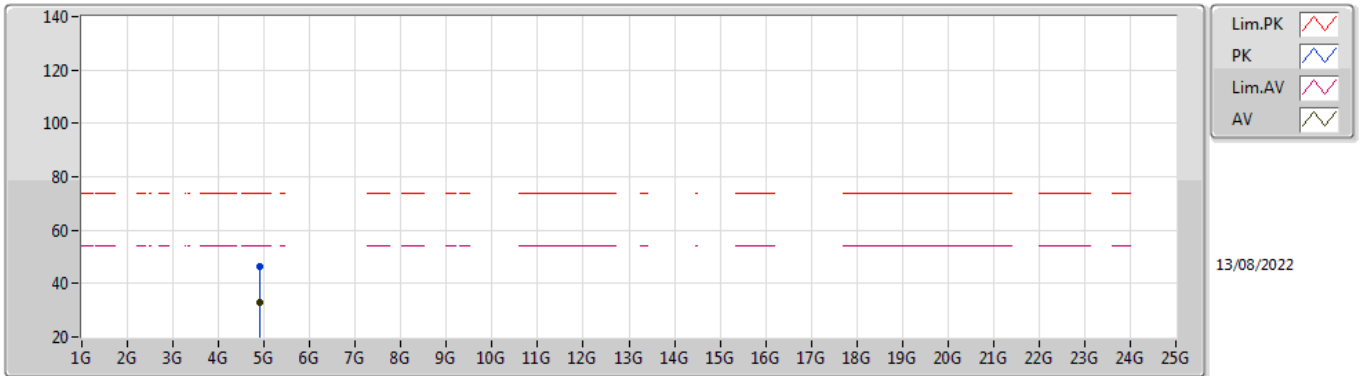


EUT_X_4TX
Setting 80
03-D-S-5

Type	Freq (Hz)	Level (dBuV/m)	Limit (dBuV/m)	Margin (dB)	Raw (dBuV)	Dist (m)	Condition	Azimuth (°)	Height (m)	Comment	AF (dB)	CL (dB)	PA (dB)
PK	2.388G	57.77	74.00	-16.23	25.13	3	Horizontal	2	2.99	-	28.25	4.39	-
AV	2.39G	45.85	54.00	-8.15	13.20	3	Horizontal	2	2.99	-	28.26	4.39	-
PK	2.4588G	118.96	Inf	-Inf	86.19	3	Horizontal	2	2.99	-	28.34	4.43	-
AV	2.4588G	106.25	Inf	-Inf	73.48	3	Horizontal	2	2.99	-	28.34	4.43	-
PK	2.4835G	63.72	74.00	-10.28	30.85	3	Horizontal	2	2.99	-	28.43	4.44	-
AV	2.4835G	51.68	54.00	-2.32	18.81	3	Horizontal	2	2.99	-	28.43	4.44	-

802.11ax HEW40-BF_Nss1,(MCS0)_4TX

2452MHz_TX

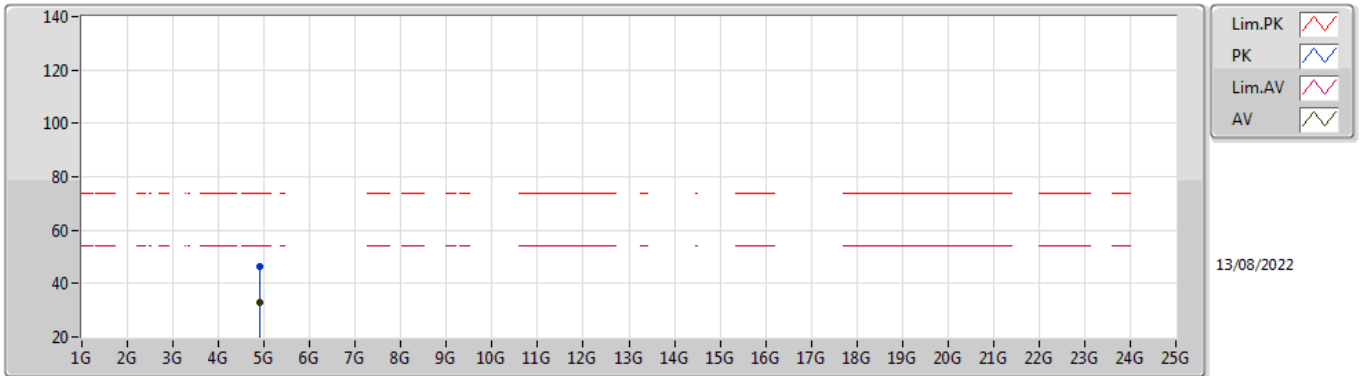


EUT X_4TX
Setting 80
03-D-S-5

Type	Freq (Hz)	Level (dBuV/m)	Limit (dBuV/m)	Margin (dB)	Raw (dBuV)	Dist (m)	Condition	Azimuth (°)	Height (m)	Comment	AF (dB)	CL (dB)	PA (dB)
PK	4.90668G	46.28	74.00	-27.72	40.36	3	Vertical	110	2.51	-	33.71	7.10	34.89
AV	4.90118G	32.77	54.00	-21.23	26.86	3	Vertical	110	2.51	-	33.70	7.10	34.89

802.11ax HEW40-BF_Nss1,(MCS0)_4TX

2452MHz_TX



EUT X_4TX
Setting 80
03-D-S-5

Type	Freq (Hz)	Level (dBuV/m)	Limit (dBuV/m)	Margin (dB)	Raw (dBuV)	Dist (m)	Condition	Azimuth (°)	Height (m)	Comment	AF (dB)	CL (dB)	PA (dB)
PK	4.8999G	46.13	74.00	-27.87	40.22	3	Horizontal	9	1.72	-	33.70	7.10	34.89
AV	4.90028G	32.75	54.00	-21.25	26.84	3	Horizontal	9	1.72	-	33.70	7.10	34.89