



6. Photographs of the Test Set-Up


Photograph 1: Set-up for Radiated Emissions




Photograph 2: Set-up for Transmitter test




Photograph 3: Set-up for Spurious Emissions (9kHz-30MHz)




Photograph 4: Set-up for Spurious Emissions (30MHz-1GHz)



Photograph 5: Set-up for Spurious Emissions (1GHz-18GHz)



Photograph 6: Set-up for Spurious Emissions (18GHz-26GHz)



Photograph 7: Set-up for Conducted Emissions

