

DHSC-MB43

ES0 ANT Test Report
(Measured in free space)

v01

Smarter Solutions for a Smarter Future

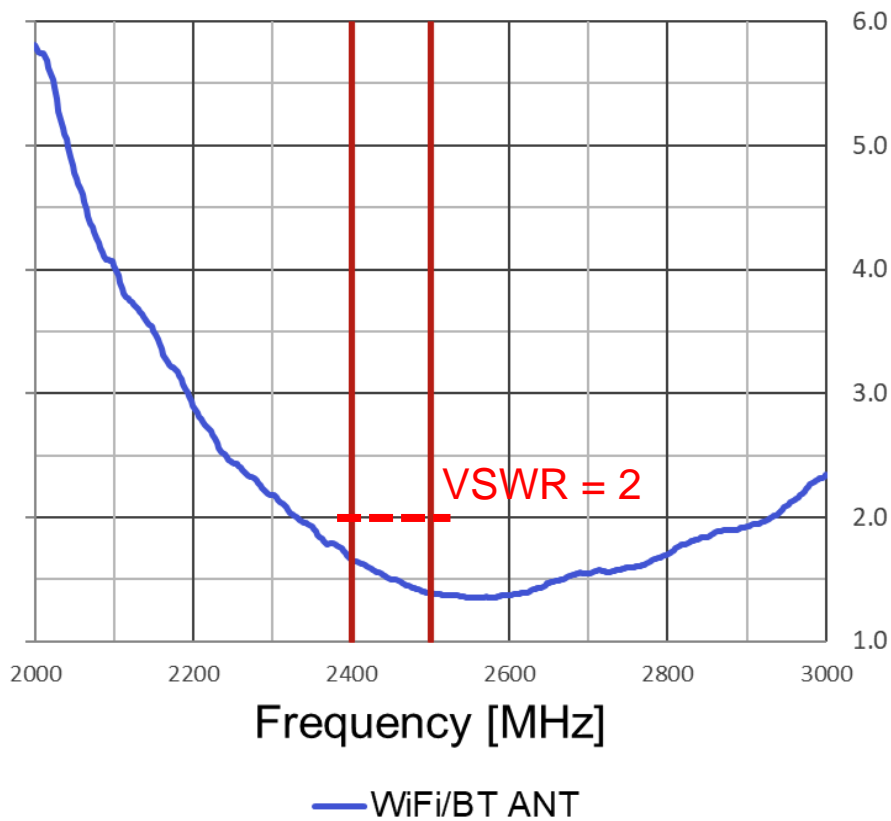
A silhouette illustration of a city skyline is positioned along a blue wavy line that curves across the bottom of the page. The skyline includes various buildings and figures. From left to right, there is a person standing and talking on a mobile phone with signal waves above their head, a car with a large antenna on its roof, a person walking, a person sitting at a desk with a computer monitor, and another person sitting at a desk with a laptop and signal waves above their head. The blue wavy line has a gradient from light blue to a darker blue.

Antenna Performance Summary

- **VSWR**
 - *Under 2.0 for WIFI 2.4GHz*
- **Average Radiation Efficiency**
 - *70%~76% for WIFI 2.4GHz*
- **Peak Gain**
 - *< 2.6dBi for WIFI 2.4GHz*



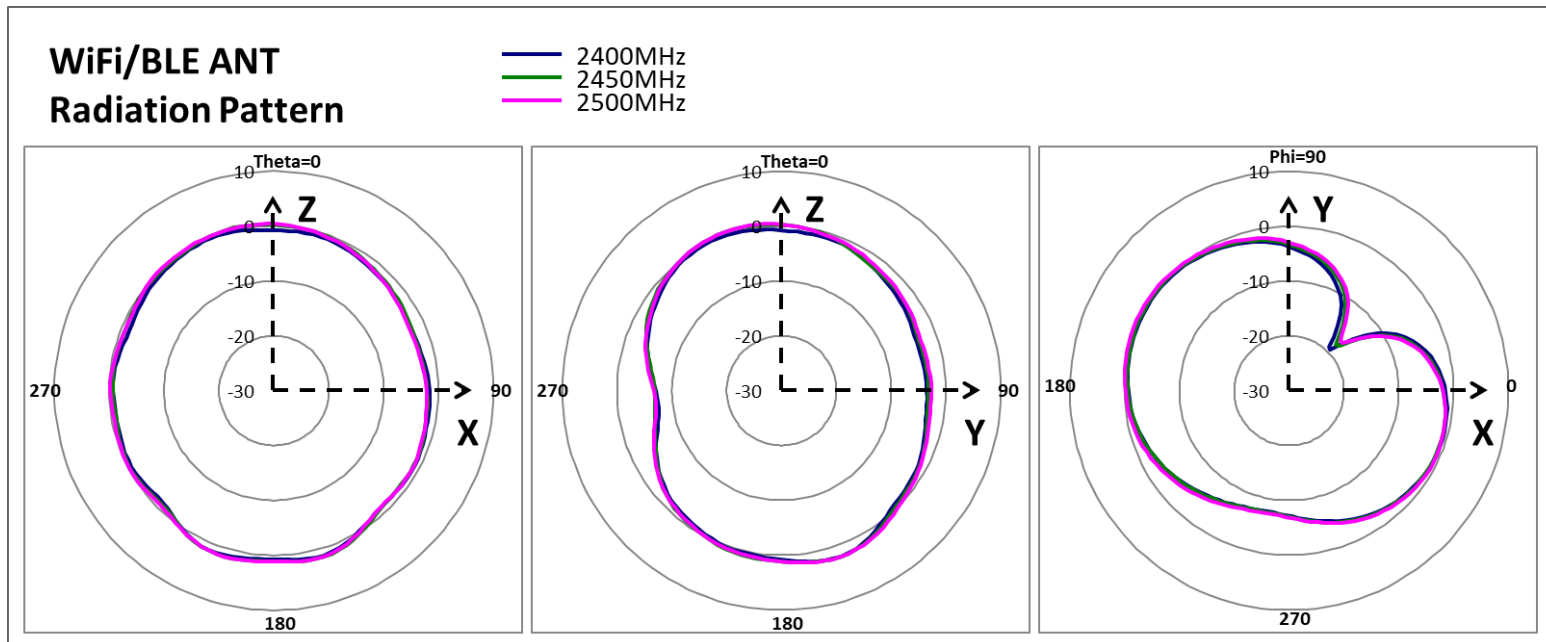
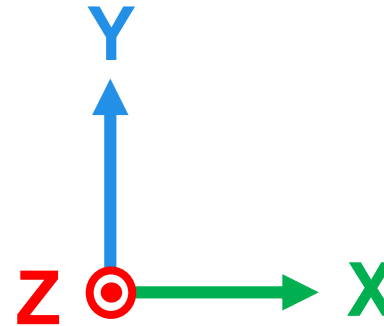
VSWR & Efficiency



	Frequency	2400	2450	2500	Avg.
WiFi/BLE ANT	Efficiency	70%	75%	76%	74%
	Average Gain	-1.54	-1.25	-1.20	
	Peak Gain	2.36	2.55	2.60	



Radiation Pattern for WIFI 2.4GHz



WNC[®]

Smarter Solutions for a Smarter Future



Smarter Solutions for a Smarter Future