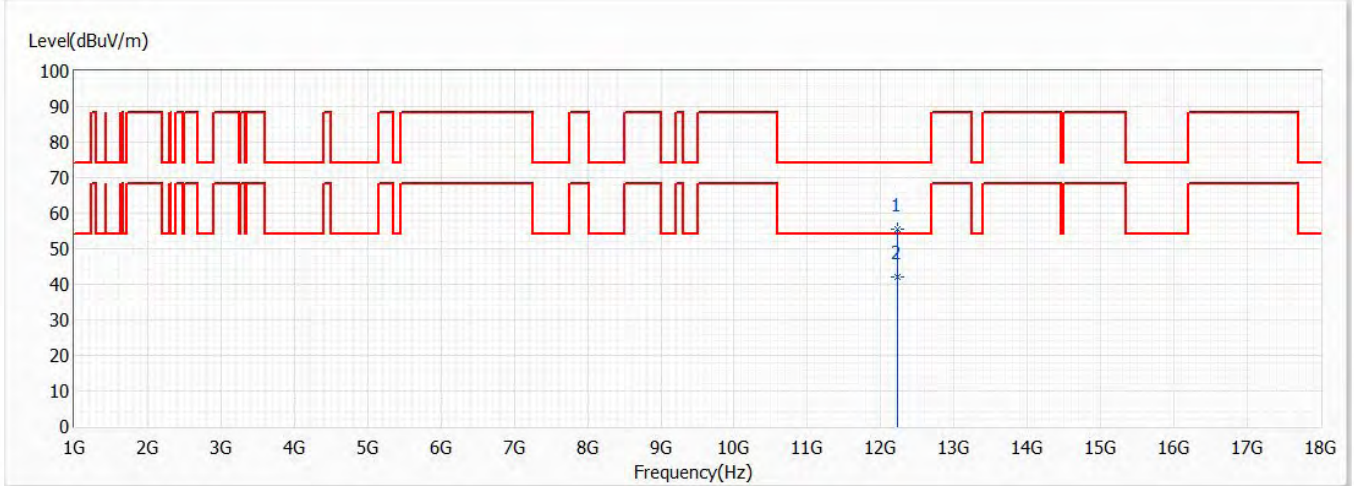


Model No	CR1000A	Site	CB4-H
Test Voltage	AC 120V/60Hz	Test Date	2021/3/15
Test Mode	Mode 1	Engineer	Elwin Lin
Polarity	Horizontal	Temperature (°C)	19.0
Test Condition	802.11ax,6.115G,BW20M	Humidity (%RH)	58.0

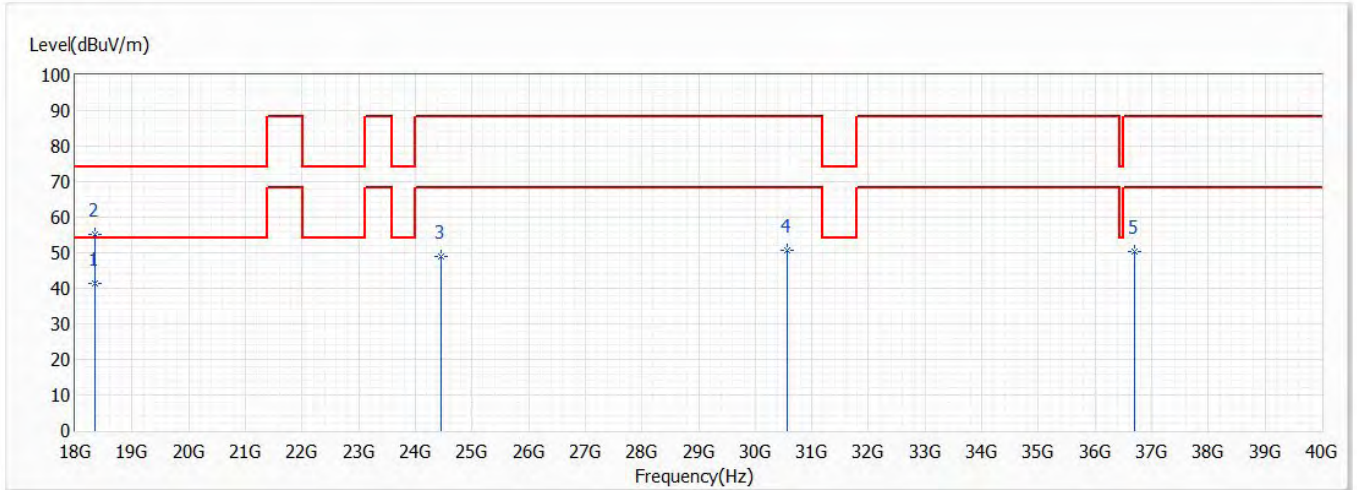


No	Frequency (MHz)	Emission Level (dBuV/m)	Limit (dBuV/m)	Margin (dB)	Reading Level (dBuV)	Correct Factor (dB)	Detector Type
1	12230.000	55.57	74.00	-18.43	42.03	13.54	PK
* 2	12230.000	42.10	54.00	-11.90	28.56	13.54	AV

Note:

1. All reading above 1GHz is performed with peak and/or average measurements as necessary.
2. “ * ”, means this data is the worst value.
3. Emission Level = Reading Level + Correct Factor.
4. The average measurement was not performed when the peak measured data under the limit of average detection.

Model No	CR1000A	Site	CB4-H
Test Voltage	AC 120V/60Hz	Test Date	2021/3/19
Test Mode	Mode 1	Engineer	Elwin Lin
Polarity	Horizontal	Temperature (°C)	19.0
Test Condition	802.11ax,Ch33,6.115G,BW20M	Humidity (%RH)	58.0

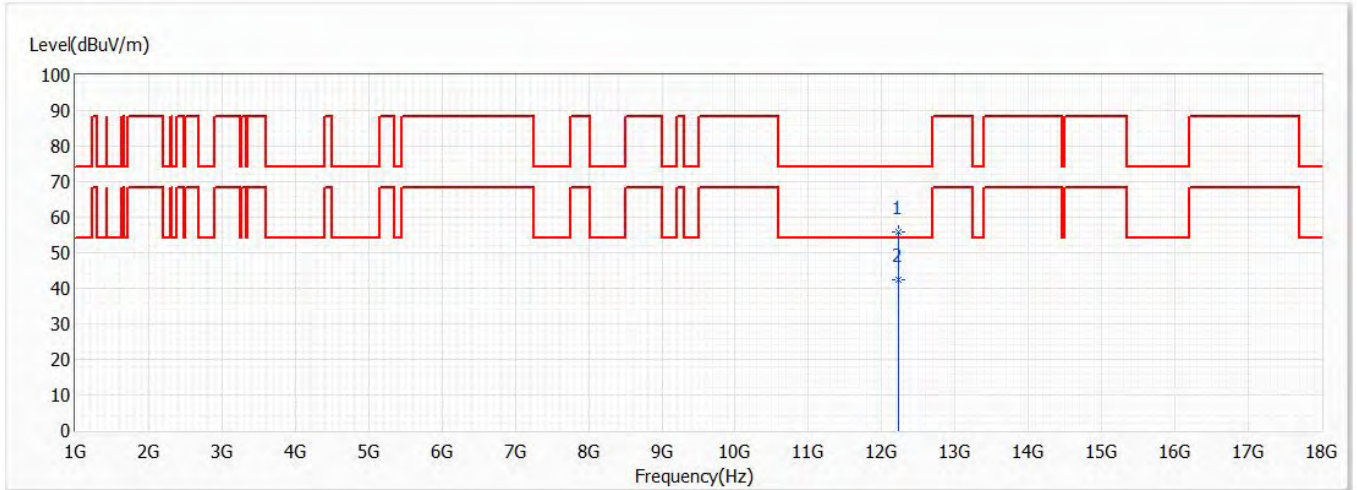


No	Frequency (MHz)	Emission Level (dBuV/m)	Limit (dBuV/m)	Margin (dB)	Reading Level (dBuV)	Correct Factor (dB)	Detector Type
* 1	18345.000	41.28	54.00	-12.72	48.12	-6.84	AV
2	18345.000	55.02	74.00	-18.98	61.86	-6.84	PK
3	24460.000	48.86	88.20	-39.34	54.75	-5.89	PK
4	30575.000	50.53	88.20	-37.67	51.22	-0.69	PK
5	36690.000	50.50	88.20	-37.70	49.91	0.59	PK

Note:

1. All reading above 1GHz is performed with peak and/or average measurements as necessary.
2. “ * ”, means this data is the worst value.
3. Emission Level = Reading Level + Correct Factor.
4. The average measurement was not performed when the peak measured data under the limit of average detection.

Model No	CR1000A	Site	CB4-H
Test Voltage	AC 120V/60Hz	Test Date	2021/3/15
Test Mode	Mode 1	Engineer	Elwin Lin
Polarity	Vertical	Temperature (°C)	19.0
Test Condition	802.11ax,6.115G,BW20M	Humidity (%RH)	58.0

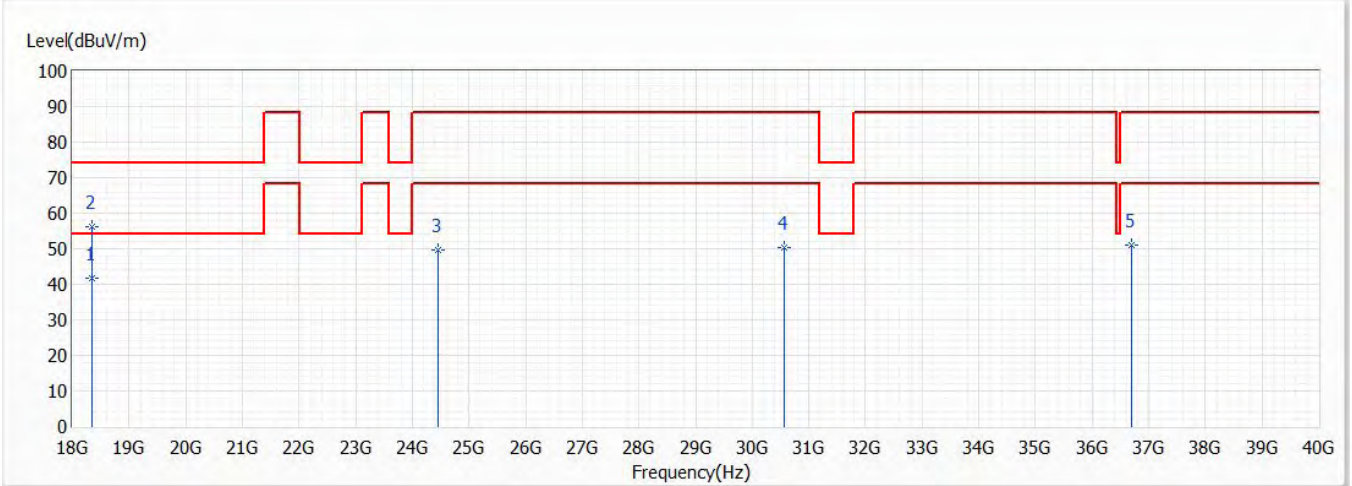


No	Frequency (MHz)	Emission Level (dBuV/m)	Limit (dBuV/m)	Margin (dB)	Reading Level (dBuV)	Correct Factor (dB)	Detector Type
1	12230.000	55.69	74.00	-18.31	42.15	13.54	PK
* 2	12230.000	42.37	54.00	-11.63	28.83	13.54	AV

Note:

1. All reading above 1GHz is performed with peak and/or average measurements as necessary.
2. “ * ”, means this data is the worst value.
3. Emission Level = Reading Level + Correct Factor.
4. The average measurement was not performed when the peak measured data under the limit of average detection.

Model No	CR1000A	Site	CB4-H
Test Voltage	AC 120V/60Hz	Test Date	2021/3/19
Test Mode	Mode 1	Engineer	Elwin Lin
Polarity	Vertical	Temperature (°C)	19.0
Test Condition	802.11ax,Ch33,6.115G,BW20M	Humidity (%RH)	58.0

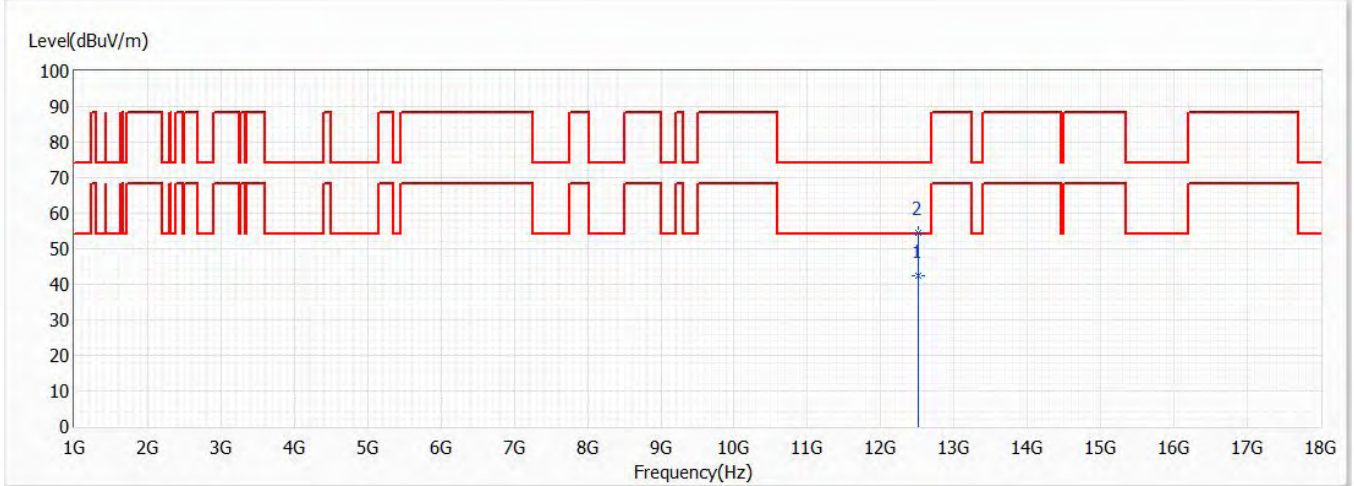


No	Frequency (MHz)	Emission Level (dBuV/m)	Limit (dBuV/m)	Margin (dB)	Reading Level (dBuV)	Correct Factor (dB)	Detector Type
* 1	18345.000	41.79	54.00	-12.21	48.63	-6.84	AV
2	18345.000	56.09	74.00	-17.91	62.93	-6.84	PK
3	24460.000	49.61	88.20	-38.59	55.50	-5.89	PK
4	30575.000	50.26	88.20	-37.94	50.95	-0.69	PK
5	36690.000	50.91	88.20	-37.29	50.32	0.59	PK

Note:

1. All reading above 1GHz is performed with peak and/or average measurements as necessary.
2. “ * ”, means this data is the worst value.
3. Emission Level = Reading Level + Correct Factor.
4. The average measurement was not performed when the peak measured data under the limit of average detection.

Model No	CR1000A	Site	CB4-H
Test Voltage	AC 120V/60Hz	Test Date	2021/3/15
Test Mode	Mode 1	Engineer	Elwin Lin
Polarity	Horizontal	Temperature (°C)	19.0
Test Condition	802.11ax,Ch61,6.255G,BW20M	Humidity (%RH)	58.0

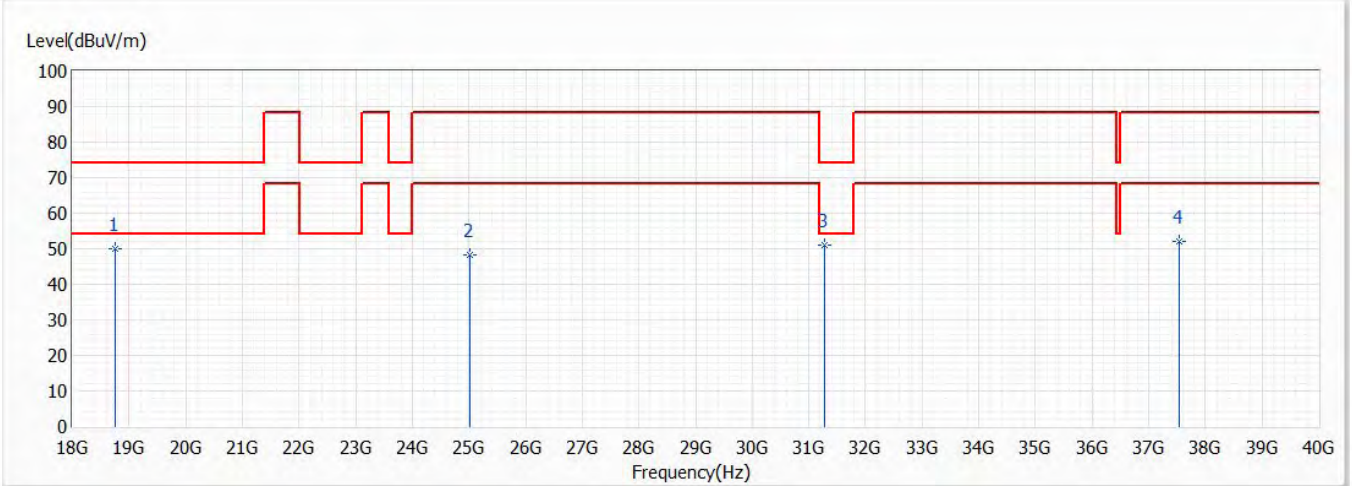


No	Frequency (MHz)	Emission Level (dBuV/m)	Limit (dBuV/m)	Margin (dB)	Reading Level (dBuV)	Correct Factor (dB)	Detector Type
* 1	12510.000	42.27	54.00	-11.73	29.31	12.96	AV
2	12510.000	54.48	74.00	-19.52	41.52	12.96	PK

Note:

1. All reading above 1GHz is performed with peak and/or average measurements as necessary.
2. “ * ”, means this data is the worst value.
3. Emission Level = Reading Level + Correct Factor.
4. The average measurement was not performed when the peak measured data under the limit of average detection.

Model No	CR1000A	Site	CB4-H
Test Voltage	AC 120V/60Hz	Test Date	2021/3/19
Test Mode	Mode 1	Engineer	Elwin Lin
Polarity	Horizontal	Temperature (°C)	19.0
Test Condition	802.11ax,Ch61,6.255G,BW20M	Humidity (%RH)	58.0

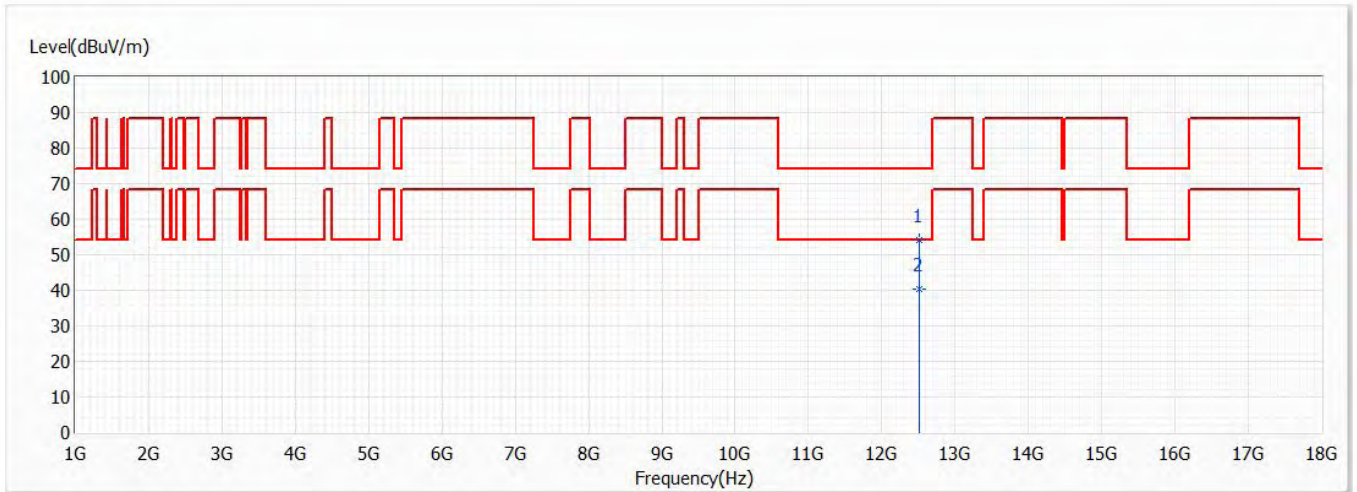


No	Frequency (MHz)	Emission Level (dBuV/m)	Limit (dBuV/m)	Margin (dB)	Reading Level (dBuV)	Correct Factor (dB)	Detector Type
1	18765.000	49.93	74.00	-24.07	57.49	-7.56	PK
2	25020.000	48.31	88.20	-39.89	51.80	-3.49	PK
* 3	31275.000	51.05	74.00	-22.95	50.24	0.81	PK
4	37530.000	51.95	88.20	-36.25	49.85	2.10	PK

Note:

1. All reading above 1GHz is performed with peak and/or average measurements as necessary.
2. “ * ”, means this data is the worst value.
3. Emission Level = Reading Level + Correct Factor.
4. The average measurement was not performed when the peak measured data under the limit of average detection.

Model No	CR1000A	Site	CB4-H
Test Voltage	AC 120V/60Hz	Test Date	2021/3/15
Test Mode	Mode 1	Engineer	Elwin Lin
Polarity	Vertical	Temperature (°C)	19.0
Test Condition	802.11ax,Ch61,6.255G,BW20M	Humidity (%RH)	58.0

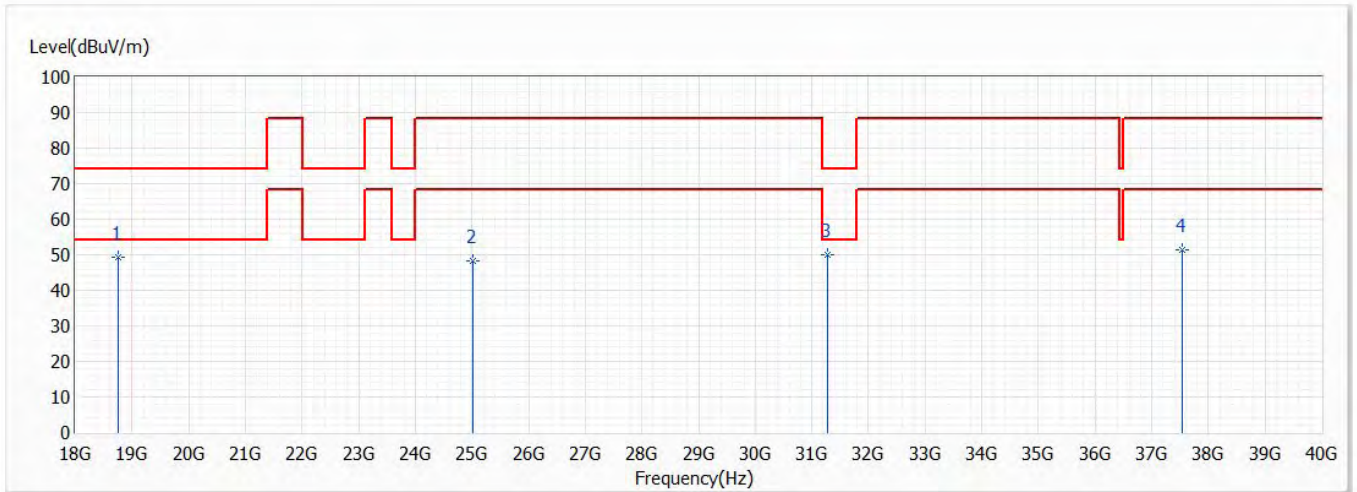


No	Frequency (MHz)	Emission Level (dBuV/m)	Limit (dBuV/m)	Margin (dB)	Reading Level (dBuV)	Correct Factor (dB)	Detector Type
1	12510.000	54.24	74.00	-19.76	41.28	12.96	PK
* 2	12510.000	40.48	54.00	-13.52	27.52	12.96	AV

Note:

1. All reading above 1GHz is performed with peak and/or average measurements as necessary.
2. “ * ”, means this data is the worst value.
3. Emission Level = Reading Level + Correct Factor.
4. The average measurement was not performed when the peak measured data under the limit of average detection.

Model No	CR1000A	Site	CB4-H
Test Voltage	AC 120V/60Hz	Test Date	2021/3/19
Test Mode	Mode 1	Engineer	Elwin Lin
Polarity	Vertical	Temperature (°C)	19.0
Test Condition	802.11ax,Ch61,6.255G,BW20M	Humidity (%RH)	58.0

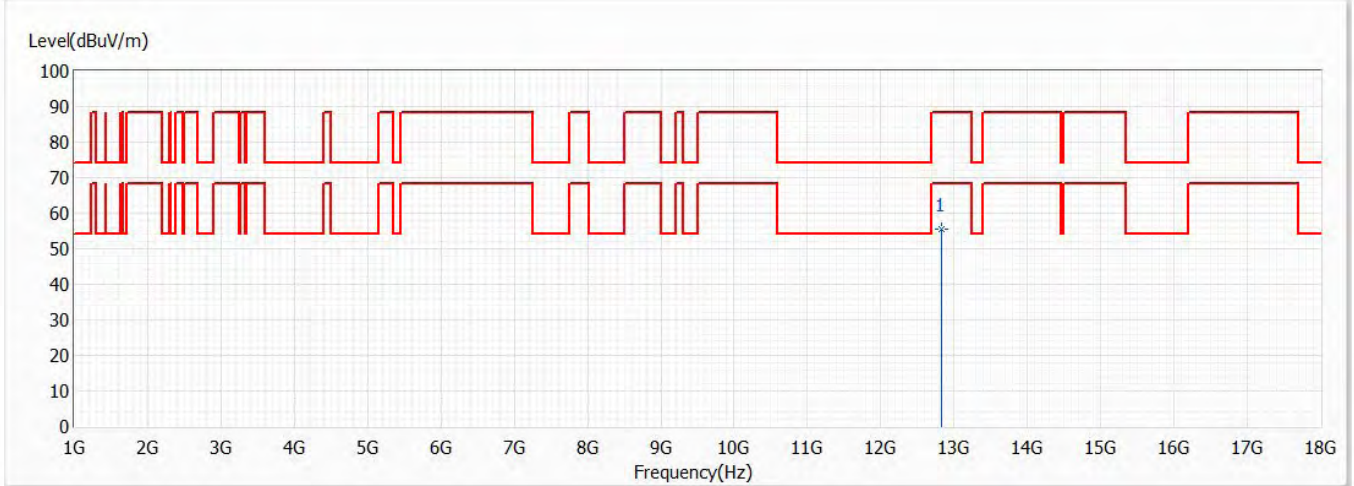


No	Frequency (MHz)	Emission Level (dBuV/m)	Limit (dBuV/m)	Margin (dB)	Reading Level (dBuV)	Correct Factor (dB)	Detector Type
1	18765.000	49.46	74.00	-24.54	57.02	-7.56	PK
2	25020.000	48.28	88.20	-39.92	51.77	-3.49	PK
* 3	31275.000	50.09	74.00	-23.91	49.28	0.81	PK
4	37530.000	51.43	88.20	-36.77	49.33	2.10	PK

Note:

1. All reading above 1GHz is performed with peak and/or average measurements as necessary.
2. “ * ”, means this data is the worst value.
3. Emission Level = Reading Level + Correct Factor.
4. The average measurement was not performed when the peak measured data under the limit of average detection.

Model No	CR1000A	Site	CB4-H
Test Voltage	AC 120V/60Hz	Test Date	2021/3/15
Test Mode	Mode 1	Engineer	Elwin Lin
Polarity	Horizontal	Temperature (°C)	19.0
Test Condition	802.11ax,Ch93,6.415G,BW20M	Humidity (%RH)	58.0

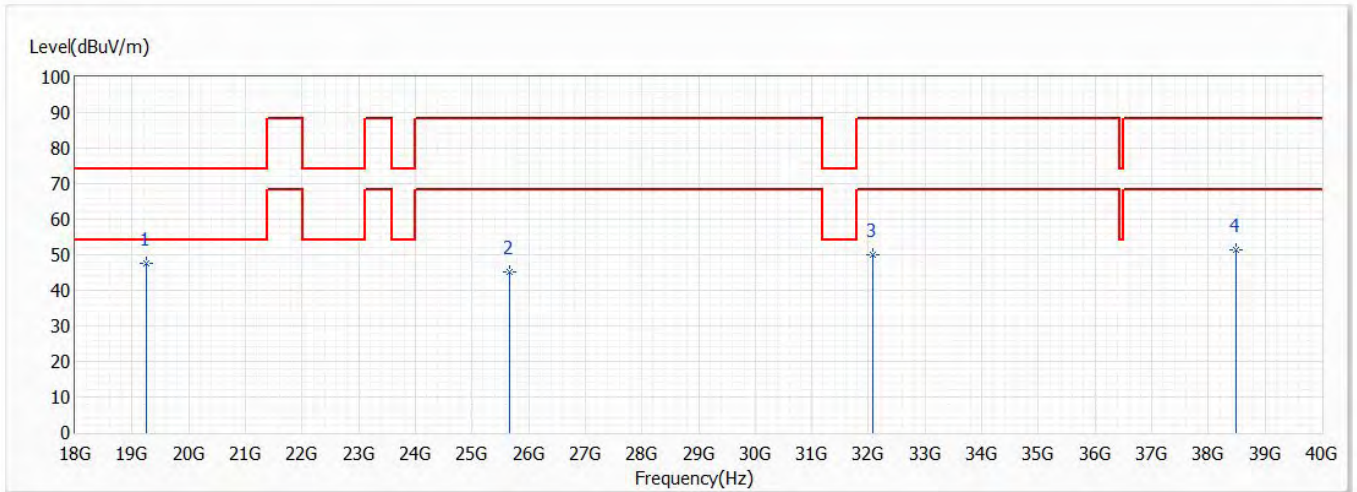


No	Frequency (MHz)	Emission Level (dBuV/m)	Limit (dBuV/m)	Margin (dB)	Reading Level (dBuV)	Correct Factor (dB)	Detector Type
* 1	12830.000	55.51	88.20	-32.69	41.90	13.61	PK

Note:

1. All reading above 1GHz is performed with peak and/or average measurements as necessary.
2. “ * ”, means this data is the worst value.
3. Emission Level = Reading Level + Correct Factor.
4. The average measurement was not performed when the peak measured data under the limit of average detection.

Model No	CR1000A	Site	CB4-H
Test Voltage	AC 120V/60Hz	Test Date	2021/3/19
Test Mode	Mode 1	Engineer	Elwin Lin
Polarity	Horizontal	Temperature (°C)	19.0
Test Condition	802.11ax,Ch93,6.415G,BW20M	Humidity (%RH)	58.0

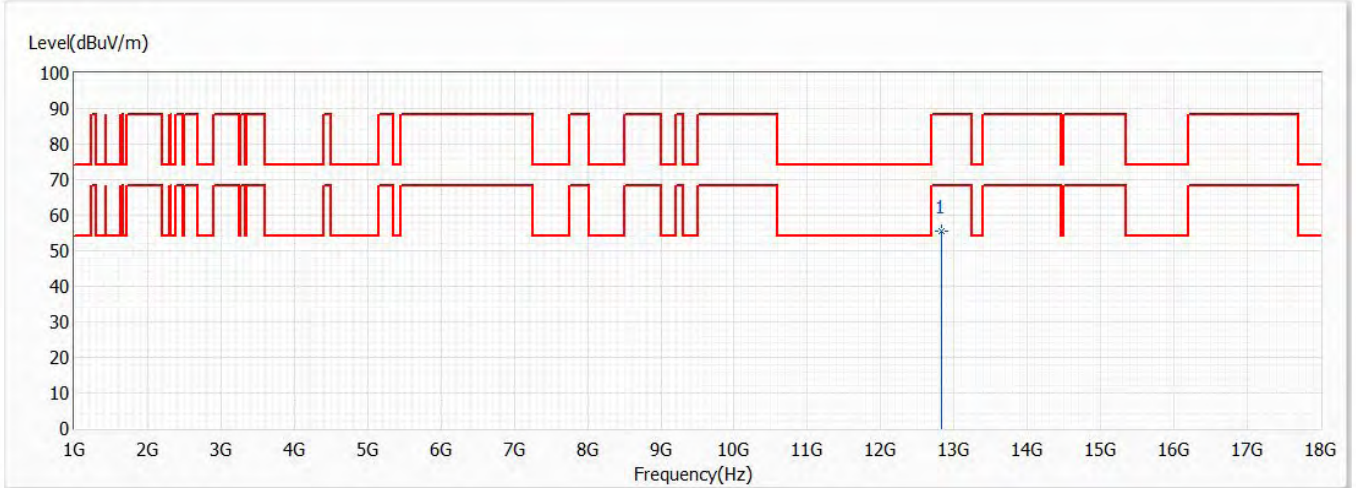


No	Frequency (MHz)	Emission Level (dBuV/m)	Limit (dBuV/m)	Margin (dB)	Reading Level (dBuV)	Correct Factor (dB)	Detector Type
* 1	19245.000	47.55	74.00	-26.45	55.03	-7.48	PK
2	25660.000	45.30	88.20	-42.90	49.98	-4.68	PK
3	32075.000	50.16	88.20	-38.04	51.41	-1.25	PK
4	38490.000	51.35	88.20	-36.85	48.82	2.53	PK

Note:

1. All reading above 1GHz is performed with peak and/or average measurements as necessary.
2. “ * ”, means this data is the worst value.
3. Emission Level = Reading Level + Correct Factor.
4. The average measurement was not performed when the peak measured data under the limit of average detection.

Model No	CR1000A	Site	CB4-H
Test Voltage	AC 120V/60Hz	Test Date	2021/3/15
Test Mode	Mode 1	Engineer	Elwin Lin
Polarity	Vertical	Temperature (°C)	19.0
Test Condition	802.11ax,Ch93,6.415G,BW20M	Humidity (%RH)	58.0

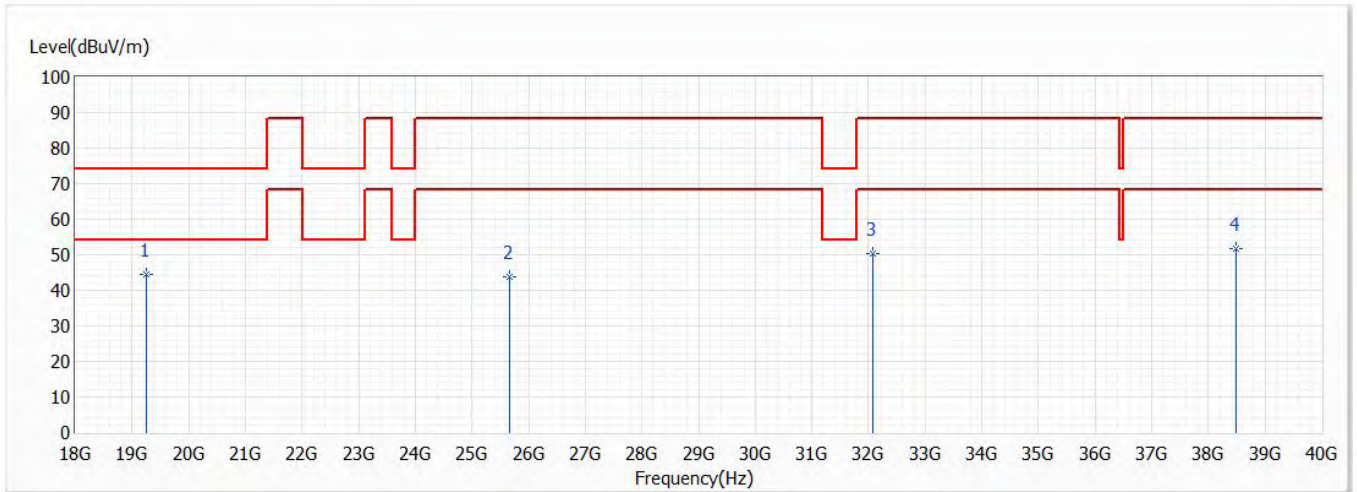


No	Frequency (MHz)	Emission Level (dBuV/m)	Limit (dBuV/m)	Margin (dB)	Reading Level (dBuV)	Correct Factor (dB)	Detector Type
* 1	12830.000	55.60	88.20	-32.60	41.99	13.61	PK

Note:

1. All reading above 1GHz is performed with peak and/or average measurements as necessary.
2. “ * ”, means this data is the worst value.
3. Emission Level = Reading Level + Correct Factor.
4. The average measurement was not performed when the peak measured data under the limit of average detection.

Model No	CR1000A	Site	CB4-H
Test Voltage	AC 120V/60Hz	Test Date	2021/3/19
Test Mode	Mode 1	Engineer	Elwin Lin
Polarity	Vertical	Temperature (°C)	19.0
Test Condition	802.11ax,Ch93,6.415G,BW20M	Humidity (%RH)	58.0

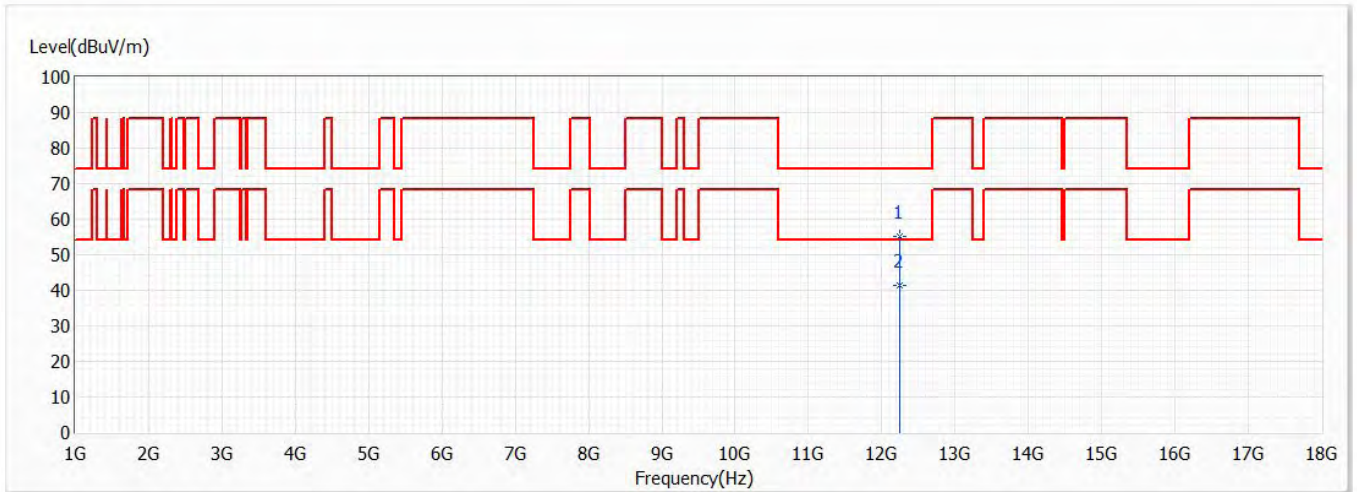


No	Frequency (MHz)	Emission Level (dBuV/m)	Limit (dBuV/m)	Margin (dB)	Reading Level (dBuV)	Correct Factor (dB)	Detector Type
* 1	19245.000	44.45	74.00	-29.55	51.93	-7.48	PK
2	25660.000	43.96	88.20	-44.24	48.64	-4.68	PK
3	32075.000	50.37	88.20	-37.83	51.62	-1.25	PK
4	38490.000	51.75	88.20	-36.45	49.22	2.53	PK

Note:

1. All reading above 1GHz is performed with peak and/or average measurements as necessary.
2. “ * ”, means this data is the worst value.
3. Emission Level = Reading Level + Correct Factor.
4. The average measurement was not performed when the peak measured data under the limit of average detection.

Model No	CR1000A	Site	CB4-H
Test Voltage	AC 120V/60Hz	Test Date	2021/3/15
Test Mode	Mode 1	Engineer	Elwin Lin
Polarity	Horizontal	Temperature (°C)	19.0
Test Condition	802.11ax,Ch35,6.125G,BW40M	Humidity (%RH)	58.0

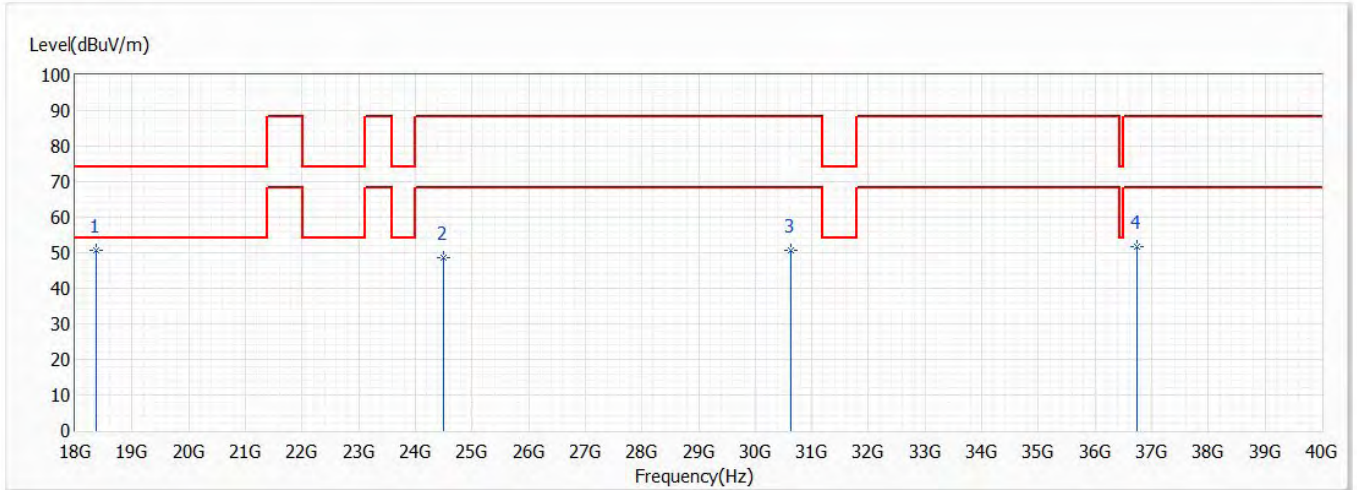


No	Frequency (MHz)	Emission Level (dBuV/m)	Limit (dBuV/m)	Margin (dB)	Reading Level (dBuV)	Correct Factor (dB)	Detector Type
1	12250.000	55.24	74.00	-18.76	41.72	13.52	PK
* 2	12250.000	41.40	54.00	-12.60	27.88	13.52	AV

Note:

1. All reading above 1GHz is performed with peak and/or average measurements as necessary.
2. “ * ”, means this data is the worst value.
3. Emission Level = Reading Level + Correct Factor.
4. The average measurement was not performed when the peak measured data under the limit of average detection.

Model No	CR1000A	Site	CB4-H
Test Voltage	AC 120V/60Hz	Test Date	2021/3/19
Test Mode	Mode 1	Engineer	Elwin Lin
Polarity	Horizontal	Temperature (°C)	19.0
Test Condition	802.11ax,Ch35,6.125G,BW40M	Humidity (%RH)	58.0

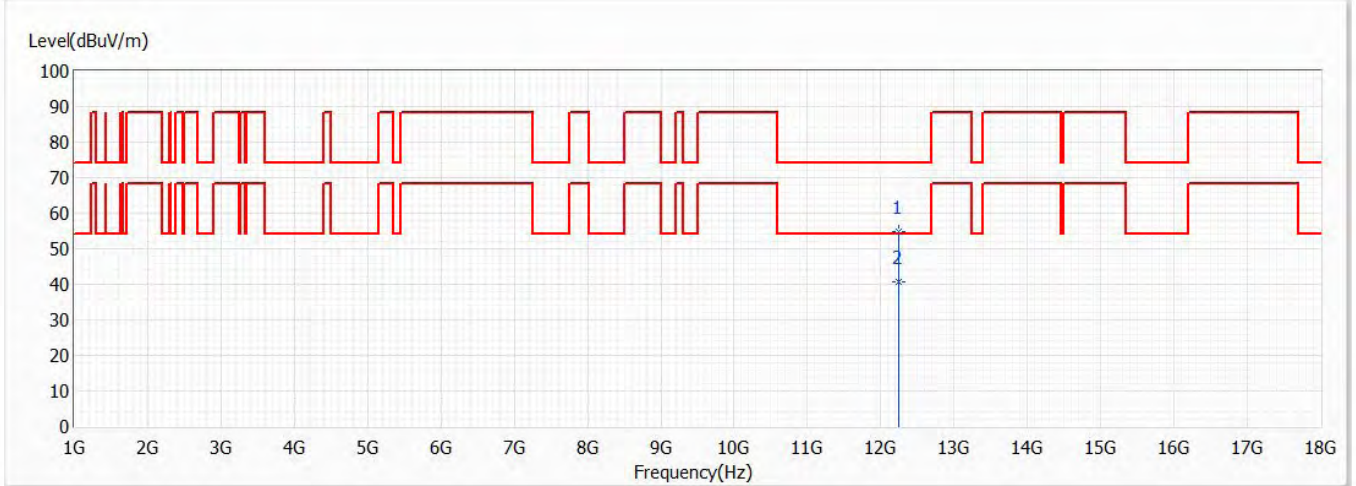


No	Frequency (MHz)	Emission Level (dBuV/m)	Limit (dBuV/m)	Margin (dB)	Reading Level (dBuV)	Correct Factor (dB)	Detector Type
* 1	18375.000	50.71	74.00	-23.29	57.60	-6.89	PK
2	24500.000	48.64	88.20	-39.56	54.48	-5.84	PK
3	30625.000	50.73	88.20	-37.47	51.47	-0.74	PK
4	36750.000	51.82	88.20	-36.38	51.17	0.65	PK

Note:

1. All reading above 1GHz is performed with peak and/or average measurements as necessary.
2. “ * ”, means this data is the worst value.
3. Emission Level = Reading Level + Correct Factor.
4. The average measurement was not performed when the peak measured data under the limit of average detection.

Model No	CR1000A	Site	CB4-H
Test Voltage	AC 120V/60Hz	Test Date	2021/3/15
Test Mode	Mode 1	Engineer	Elwin Lin
Polarity	Vertical	Temperature (°C)	19.0
Test Condition	802.11ax,Ch35,6.125G,BW40M	Humidity (%RH)	58.0

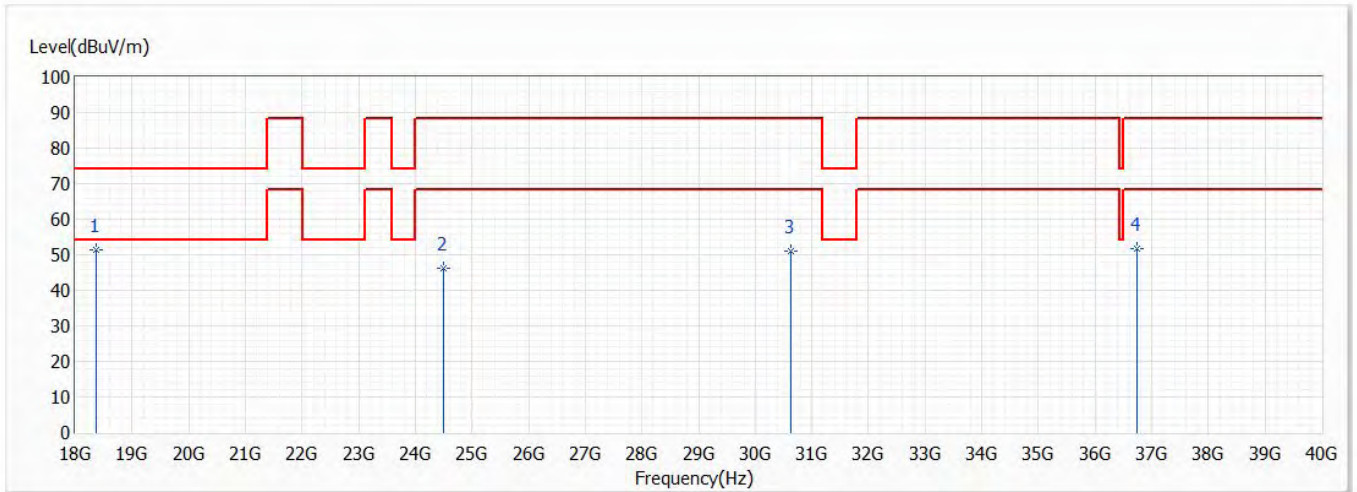


No	Frequency (MHz)	Emission Level (dBuV/m)	Limit (dBuV/m)	Margin (dB)	Reading Level (dBuV)	Correct Factor (dB)	Detector Type
1	12250.000	54.68	74.00	-19.32	41.16	13.52	PK
* 2	12250.000	40.69	54.00	-13.31	27.17	13.52	AV

Note:

1. All reading above 1GHz is performed with peak and/or average measurements as necessary.
2. “ * ”, means this data is the worst value.
3. Emission Level = Reading Level + Correct Factor.
4. The average measurement was not performed when the peak measured data under the limit of average detection.

Model No	CR1000A	Site	CB4-H
Test Voltage	AC 120V/60Hz	Test Date	2021/3/19
Test Mode	Mode 1	Engineer	Elwin Lin
Polarity	Vertical	Temperature (°C)	19.0
Test Condition	802.11ax,Ch35,6.125G,BW40M	Humidity (%RH)	58.0

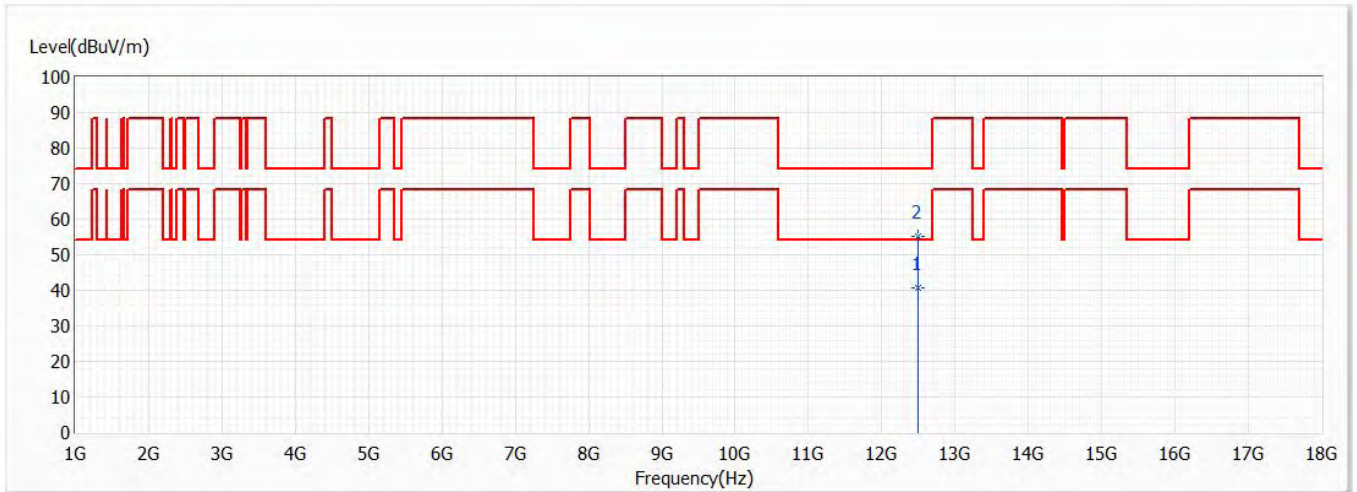


No	Frequency (MHz)	Emission Level (dBuV/m)	Limit (dBuV/m)	Margin (dB)	Reading Level (dBuV)	Correct Factor (dB)	Detector Type
* 1	18375.000	51.41	74.00	-22.59	58.30	-6.89	PK
2	24500.000	46.33	88.20	-41.87	52.17	-5.84	PK
3	30625.000	50.93	88.20	-37.27	51.67	-0.74	PK
4	36750.000	51.78	88.20	-36.42	51.13	0.65	PK

Note:

1. All reading above 1GHz is performed with peak and/or average measurements as necessary.
2. “ * ”, means this data is the worst value.
3. Emission Level = Reading Level + Correct Factor.
4. The average measurement was not performed when the peak measured data under the limit of average detection.

Model No	CR1000A	Site	CB4-H
Test Voltage	AC 120V/60Hz	Test Date	2021/3/15
Test Mode	Mode 1	Engineer	Elwin Lin
Polarity	Horizontal	Temperature (°C)	19.0
Test Condition	802.11ax,Ch59,6.245G,BW40M	Humidity (%RH)	58.0

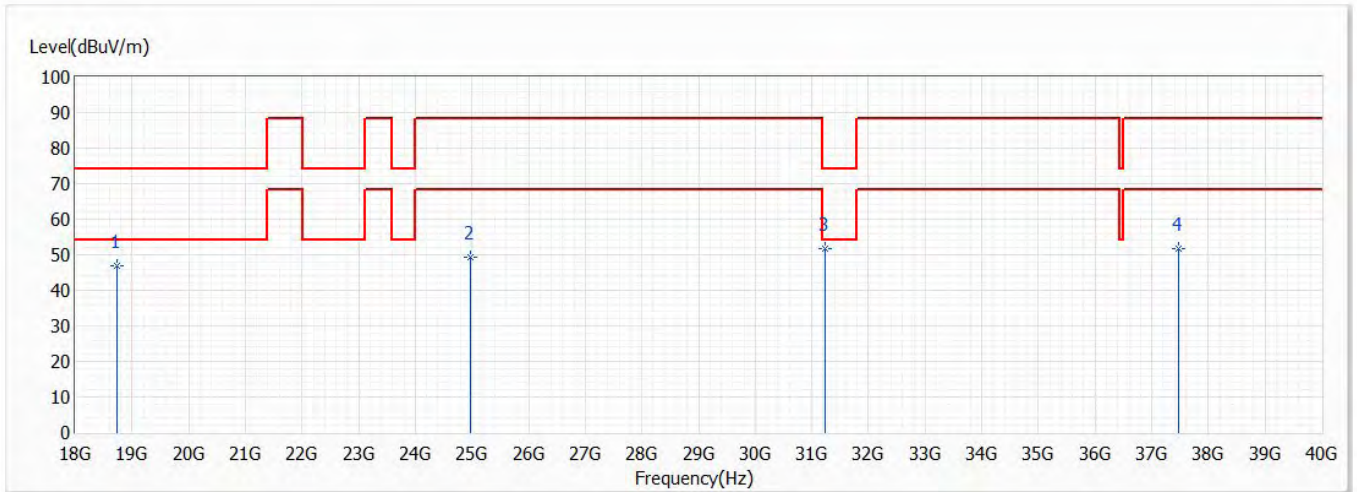


No	Frequency (MHz)	Emission Level (dBuV/m)	Limit (dBuV/m)	Margin (dB)	Reading Level (dBuV)	Correct Factor (dB)	Detector Type
* 1	12490.000	40.67	54.00	-13.33	27.72	12.95	AV
2	12490.000	55.04	74.00	-18.96	42.09	12.95	PK

Note:

1. All reading above 1GHz is performed with peak and/or average measurements as necessary.
2. “ * ”, means this data is the worst value.
3. Emission Level = Reading Level + Correct Factor.
4. The average measurement was not performed when the peak measured data under the limit of average detection.

Model No	CR1000A	Site	CB4-H
Test Voltage	AC 120V/60Hz	Test Date	2021/3/19
Test Mode	Mode 1	Engineer	Elwin Lin
Polarity	Horizontal	Temperature (°C)	19.0
Test Condition	802.11ax,Ch59,6.245G,BW40M	Humidity (%RH)	58.0

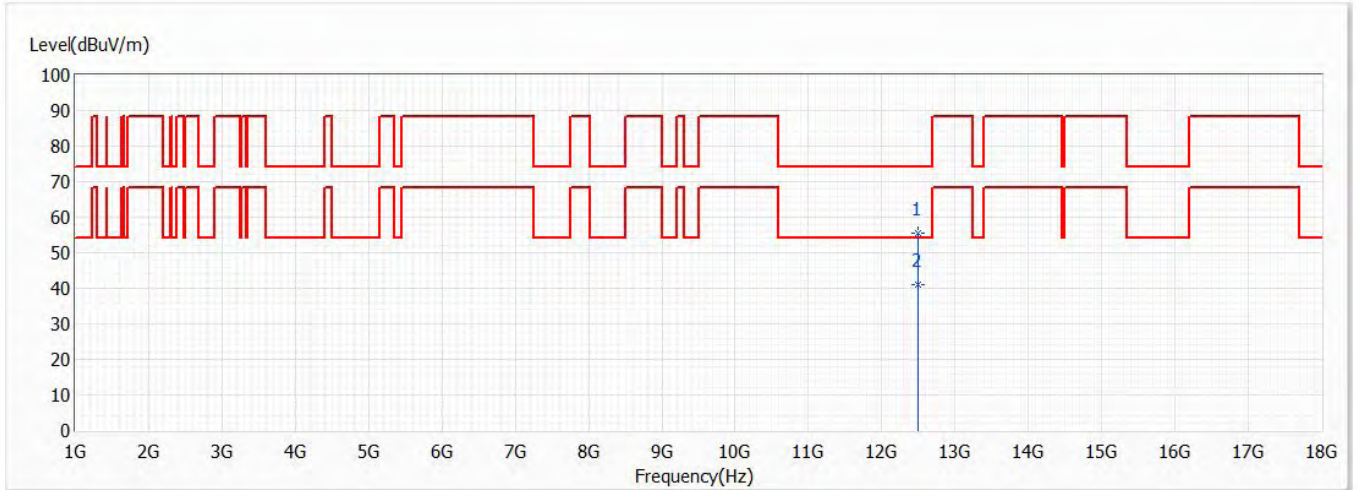


No	Frequency (MHz)	Emission Level (dBuV/m)	Limit (dBuV/m)	Margin (dB)	Reading Level (dBuV)	Correct Factor (dB)	Detector Type
1	18735.000	46.81	74.00	-27.19	54.31	-7.50	PK
2	24980.000	49.18	88.20	-39.02	52.72	-3.54	PK
* 3	31225.000	51.62	74.00	-22.38	50.88	0.74	PK
4	37470.000	51.83	88.20	-36.37	49.78	2.05	PK

Note:

1. All reading above 1GHz is performed with peak and/or average measurements as necessary.
2. “ * ”, means this data is the worst value.
3. Emission Level = Reading Level + Correct Factor.
4. The average measurement was not performed when the peak measured data under the limit of average detection.

Model No	CR1000A	Site	CB4-H
Test Voltage	AC 120V/60Hz	Test Date	2021/3/15
Test Mode	Mode 1	Engineer	Elwin Lin
Polarity	Vertical	Temperature (°C)	19.0
Test Condition	802.11ax,Ch59,6.245G,BW40M	Humidity (%RH)	58.0

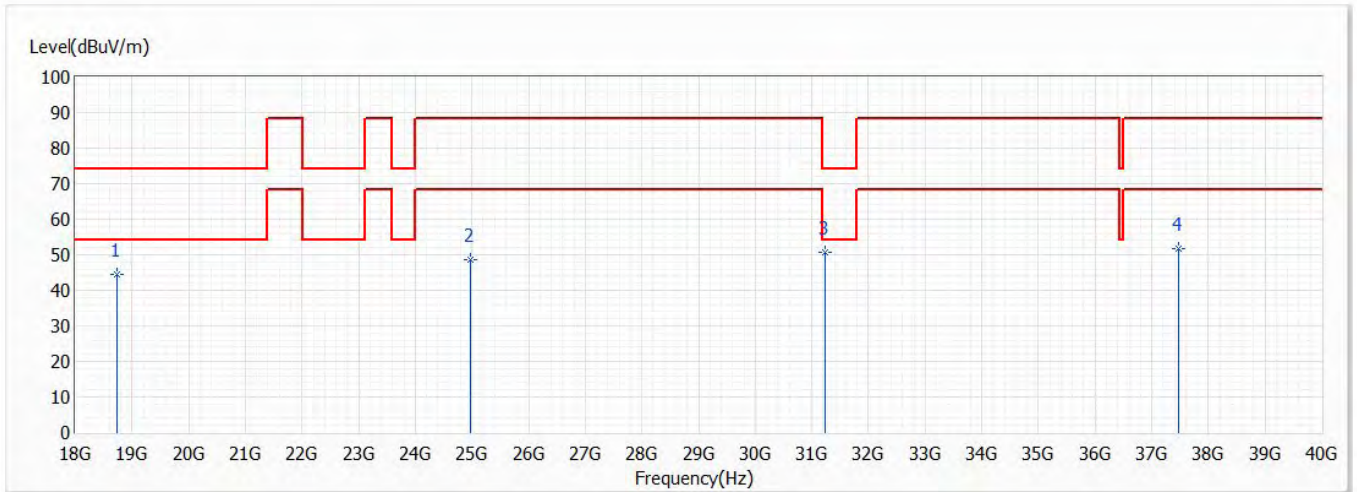


No	Frequency (MHz)	Emission Level (dBuV/m)	Limit (dBuV/m)	Margin (dB)	Reading Level (dBuV)	Correct Factor (dB)	Detector Type
1	12490.000	55.36	74.00	-18.64	42.41	12.95	PK
* 2	12490.000	40.89	54.00	-13.11	27.94	12.95	AV

Note:

1. All reading above 1GHz is performed with peak and/or average measurements as necessary.
2. “ * ”, means this data is the worst value.
3. Emission Level = Reading Level + Correct Factor.
4. The average measurement was not performed when the peak measured data under the limit of average detection.

Model No	CR1000A	Site	CB4-H
Test Voltage	AC 120V/60Hz	Test Date	2021/3/19
Test Mode	Mode 1	Engineer	Elwin Lin
Polarity	Vertical	Temperature (°C)	19.0
Test Condition	802.11ax,Ch59,6.245G,BW40M	Humidity (%RH)	58.0

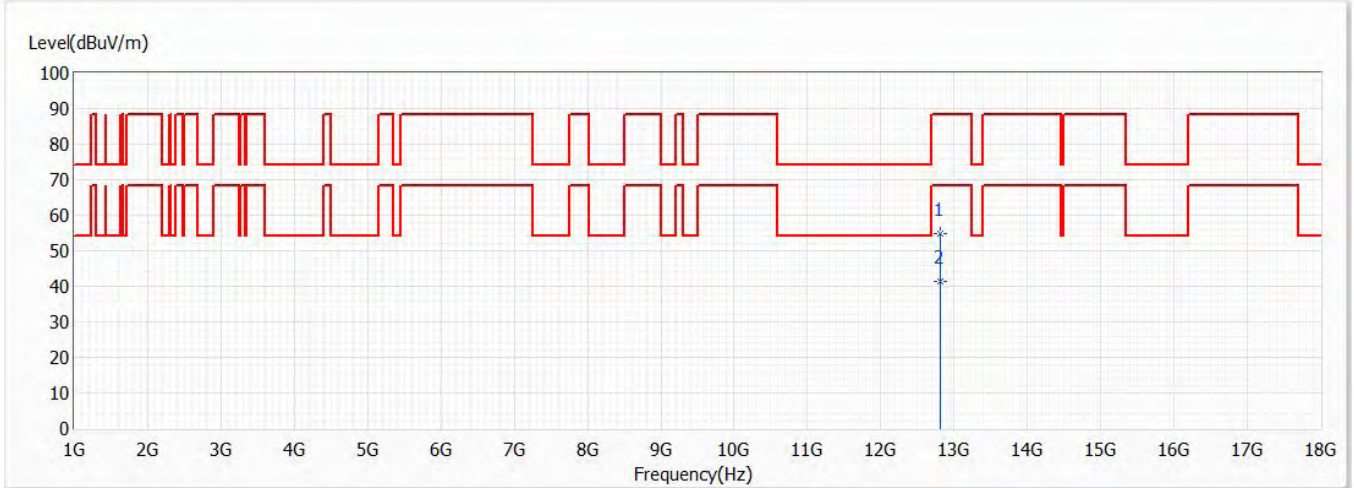


No	Frequency (MHz)	Emission Level (dBuV/m)	Limit (dBuV/m)	Margin (dB)	Reading Level (dBuV)	Correct Factor (dB)	Detector Type
1	18735.000	44.47	74.00	-29.53	51.97	-7.50	PK
2	24980.000	48.63	88.20	-39.57	52.17	-3.54	PK
* 3	31225.000	50.63	74.00	-23.37	49.89	0.74	PK
4	37470.000	51.89	88.20	-36.31	49.84	2.05	PK

Note:

1. All reading above 1GHz is performed with peak and/or average measurements as necessary.
2. “ * ”, means this data is the worst value.
3. Emission Level = Reading Level + Correct Factor.
4. The average measurement was not performed when the peak measured data under the limit of average detection.

Model No	CR1000A	Site	CB4-H
Test Voltage	AC 120V/60Hz	Test Date	2021/3/15
Test Mode	Mode 1	Engineer	Elwin Lin
Polarity	Horizontal	Temperature (°C)	19.0
Test Condition	802.11ax,Ch91,6.405G,BW40M	Humidity (%RH)	58.0

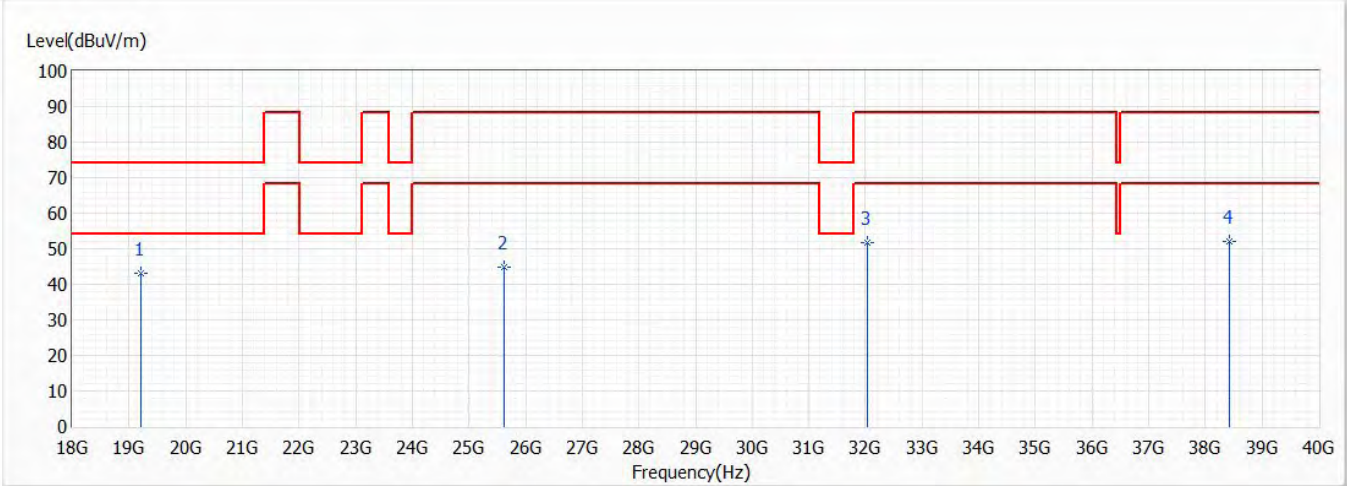


No	Frequency (MHz)	Emission Level (dBuV/m)	Limit (dBuV/m)	Margin (dB)	Reading Level (dBuV)	Correct Factor (dB)	Detector Type
1	12810.000	54.89	88.20	-33.31	41.25	13.64	PK
* 2	12810.000	41.24	68.20	-26.96	27.60	13.64	AV

Note:

1. All reading above 1GHz is performed with peak and/or average measurements as necessary.
2. “ * ”, means this data is the worst value.
3. Emission Level = Reading Level + Correct Factor.
4. The average measurement was not performed when the peak measured data under the limit of average detection.

Model No	CR1000A	Site	CB4-H
Test Voltage	AC 120V/60Hz	Test Date	2021/3/19
Test Mode	Mode 1	Engineer	Elwin Lin
Polarity	Horizontal	Temperature (°C)	19.0
Test Condition	802.11ax,Ch91,6.405G,BW40M	Humidity (%RH)	58.0

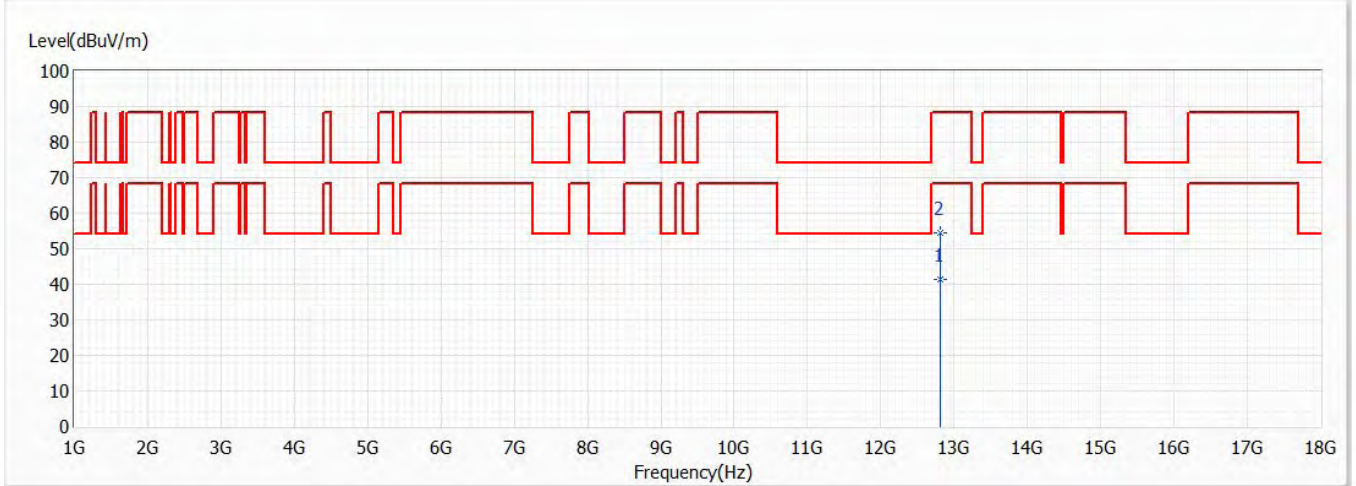


No	Frequency (MHz)	Emission Level (dBuV/m)	Limit (dBuV/m)	Margin (dB)	Reading Level (dBuV)	Correct Factor (dB)	Detector Type
* 1	19215.000	43.12	74.00	-30.88	50.69	-7.57	PK
2	25620.000	44.66	88.20	-43.54	49.37	-4.71	PK
3	32025.000	51.64	88.20	-36.56	52.97	-1.33	PK
4	38430.000	52.05	88.20	-36.15	49.70	2.35	PK

Note:

1. All reading above 1GHz is performed with peak and/or average measurements as necessary.
2. “ * ”, means this data is the worst value.
3. Emission Level = Reading Level + Correct Factor.
4. The average measurement was not performed when the peak measured data under the limit of average detection.

Model No	CR1000A	Site	CB4-H
Test Voltage	AC 120V/60Hz	Test Date	2021/3/15
Test Mode	Mode 1	Engineer	Elwin Lin
Polarity	Vertical	Temperature (°C)	19.0
Test Condition	802.11ax,Ch91,6.405G,BW40M	Humidity (%RH)	58.0

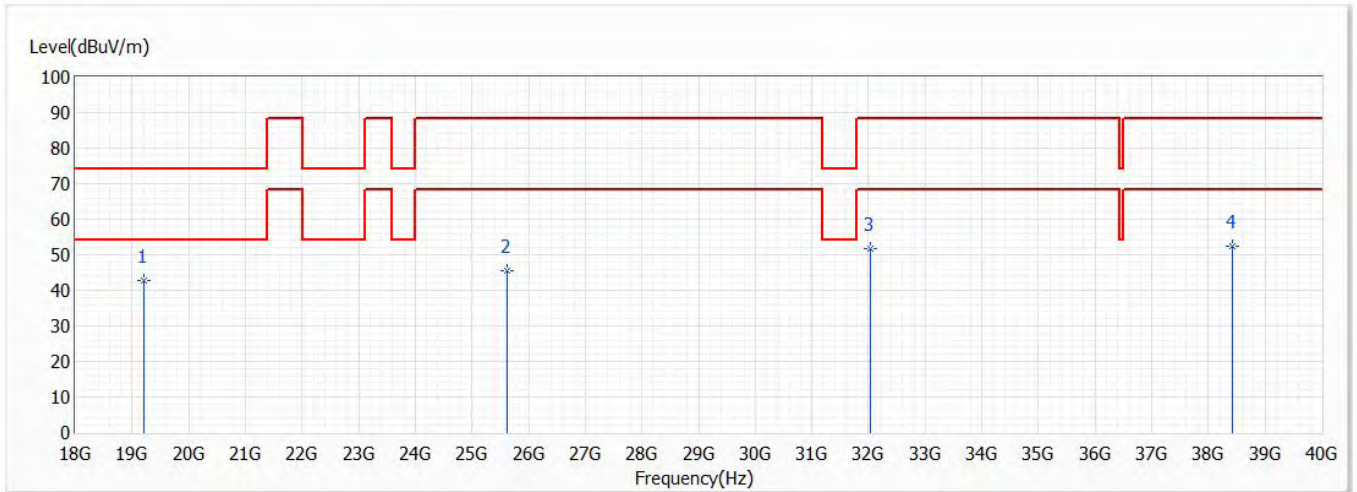


No	Frequency (MHz)	Emission Level (dBuV/m)	Limit (dBuV/m)	Margin (dB)	Reading Level (dBuV)	Correct Factor (dB)	Detector Type
* 1	12810.000	41.52	68.20	-26.68	27.88	13.64	AV
2	12810.000	54.51	88.20	-33.69	40.87	13.64	PK

Note:

1. All reading above 1GHz is performed with peak and/or average measurements as necessary.
2. “ * ”, means this data is the worst value.
3. Emission Level = Reading Level + Correct Factor.
4. The average measurement was not performed when the peak measured data under the limit of average detection.

Model No	CR1000A	Site	CB4-H
Test Voltage	AC 120V/60Hz	Test Date	2021/3/19
Test Mode	Mode 1	Engineer	Elwin Lin
Polarity	Vertical	Temperature (°C)	19.0
Test Condition	802.11ax,Ch91,6.405G,BW40M	Humidity (%RH)	58.0

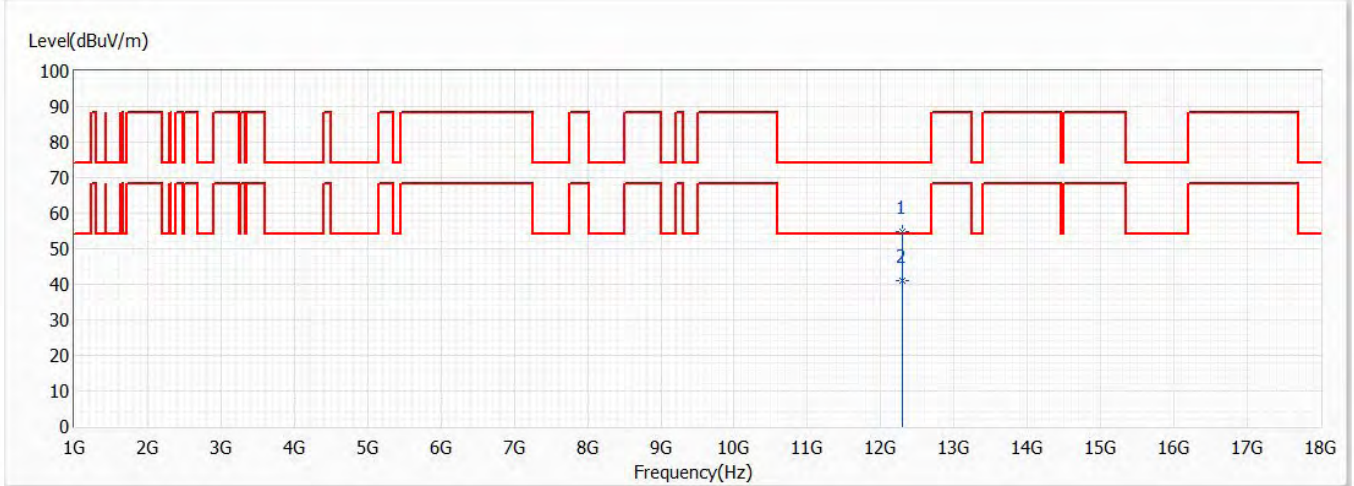


No	Frequency (MHz)	Emission Level (dBuV/m)	Limit (dBuV/m)	Margin (dB)	Reading Level (dBuV)	Correct Factor (dB)	Detector Type
* 1	19215.000	42.73	74.00	-31.27	50.30	-7.57	PK
2	25620.000	45.49	88.20	-42.71	50.20	-4.71	PK
3	32025.000	51.88	88.20	-36.32	53.21	-1.33	PK
4	38430.000	52.51	88.20	-35.69	50.16	2.35	PK

Note:

1. All reading above 1GHz is performed with peak and/or average measurements as necessary.
2. “ * ”, means this data is the worst value.
3. Emission Level = Reading Level + Correct Factor.
4. The average measurement was not performed when the peak measured data under the limit of average detection.

Model No	CR1000A	Site	CB4-H
Test Voltage	AC 120V/60Hz	Test Date	2021/3/15
Test Mode	Mode 1	Engineer	Elwin Lin
Polarity	Horizontal	Temperature (°C)	19.0
Test Condition	802.11ax,Ch39,6.145G,BW80M	Humidity (%RH)	58.0

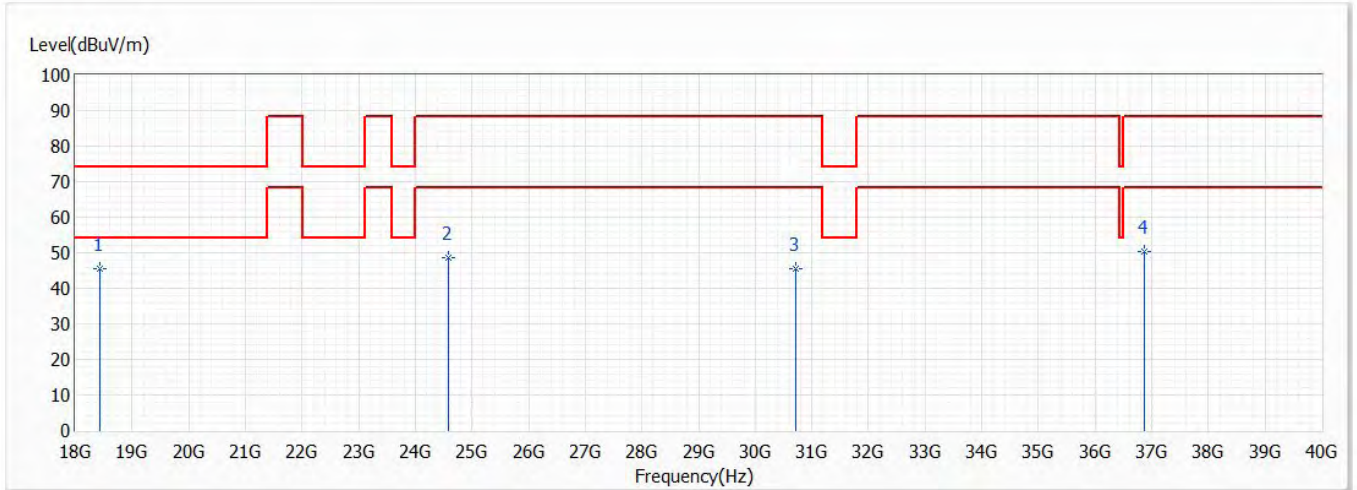


No	Frequency (MHz)	Emission Level (dBuV/m)	Limit (dBuV/m)	Margin (dB)	Reading Level (dBuV)	Correct Factor (dB)	Detector Type
1	12290.000	54.85	74.00	-19.15	41.38	13.47	PK
* 2	12290.000	41.05	54.00	-12.95	27.58	13.47	AV

Note:

1. All reading above 1GHz is performed with peak and/or average measurements as necessary.
2. “ * ”, means this data is the worst value.
3. Emission Level = Reading Level + Correct Factor.
4. The average measurement was not performed when the peak measured data under the limit of average detection.

Model No	CR1000A	Site	CB4-H
Test Voltage	AC 120V/60Hz	Test Date	2021/3/22
Test Mode	Mode 1	Engineer	Elwin Lin
Polarity	Horizontal	Temperature (°C)	19.0
Test Condition	802.11ax,Ch39,6.145G,BW80M	Humidity (%RH)	58.0

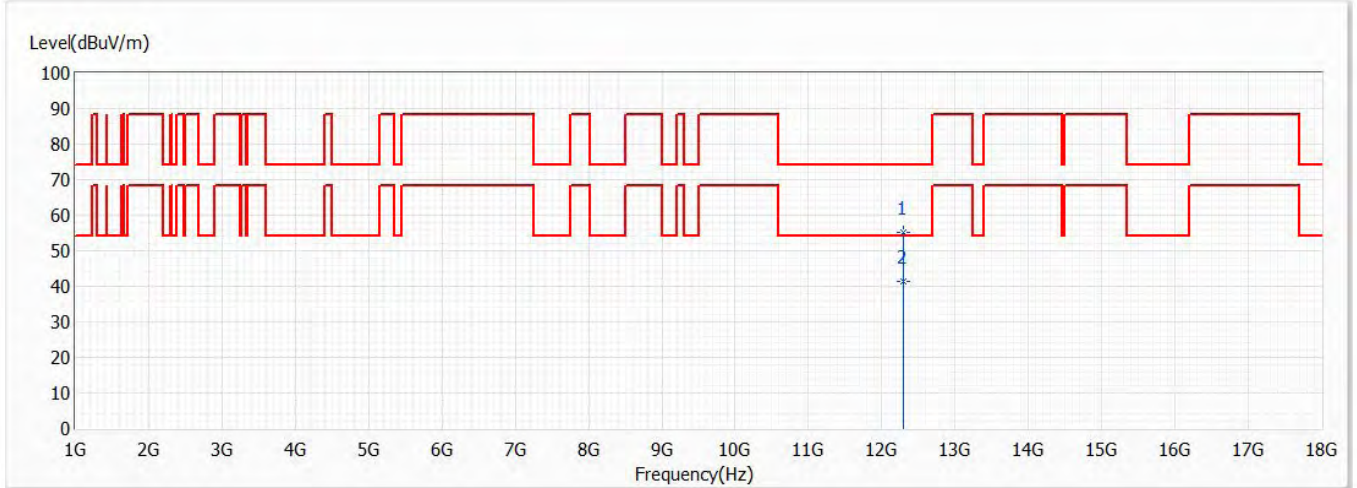


No	Frequency (MHz)	Emission Level (dBuV/m)	Limit (dBuV/m)	Margin (dB)	Reading Level (dBuV)	Correct Factor (dB)	Detector Type
* 1	18435.000	45.37	74.00	-28.63	52.35	-6.98	PK
2	24580.000	48.57	88.20	-39.63	54.02	-5.45	PK
3	30725.000	45.59	88.20	-42.61	46.46	-0.87	PK
4	36870.000	50.23	88.20	-37.97	49.45	0.78	PK

Note:

1. All reading above 1GHz is performed with peak and/or average measurements as necessary.
2. “ * ”, means this data is the worst value.
3. Emission Level = Reading Level + Correct Factor.
4. The average measurement was not performed when the peak measured data under the limit of average detection.

Model No	CR1000A	Site	CB4-H
Test Voltage	AC 120V/60Hz	Test Date	2021/3/15
Test Mode	Mode 1	Engineer	Elwin Lin
Polarity	Vertical	Temperature (°C)	19.0
Test Condition	802.11ax,Ch39,6.145G,BW80M	Humidity (%RH)	58.0

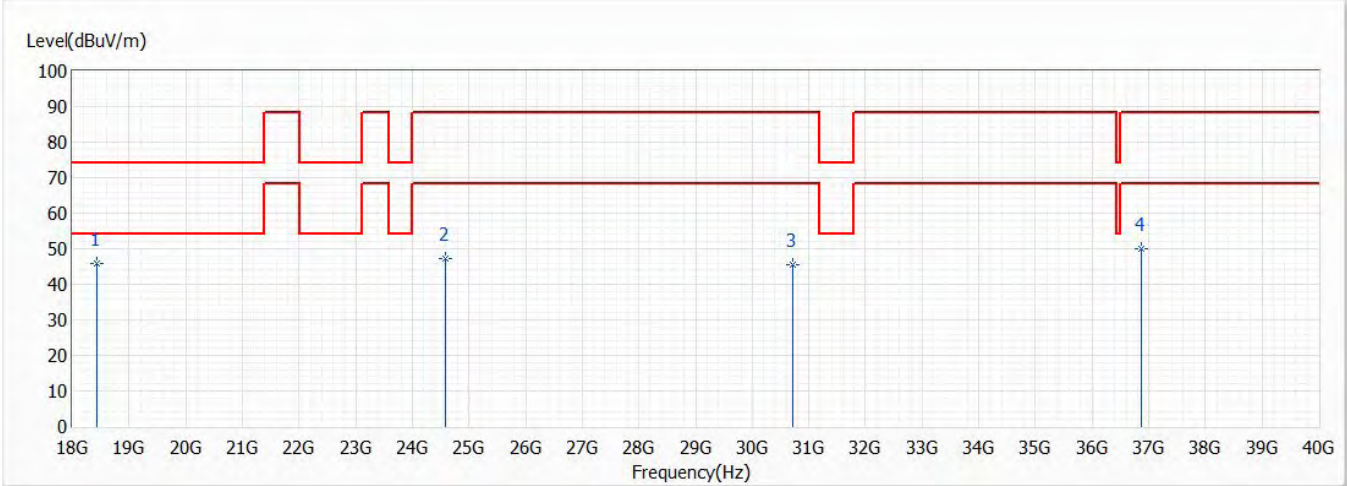


No	Frequency (MHz)	Emission Level (dBuV/m)	Limit (dBuV/m)	Margin (dB)	Reading Level (dBuV)	Correct Factor (dB)	Detector Type
1	12290.000	55.22	74.00	-18.78	41.75	13.47	PK
* 2	12290.000	41.39	54.00	-12.61	27.92	13.47	AV

Note:

1. All reading above 1GHz is performed with peak and/or average measurements as necessary.
2. “ * ”, means this data is the worst value.
3. Emission Level = Reading Level + Correct Factor.
4. The average measurement was not performed when the peak measured data under the limit of average detection.

Model No	CR1000A	Site	CB4-H
Test Voltage	AC 120V/60Hz	Test Date	2021/3/22
Test Mode	Mode 1	Engineer	Elwin Lin
Polarity	Vertical	Temperature (°C)	19.0
Test Condition	802.11ax,Ch39,6.145G,BW80M	Humidity (%RH)	58.0

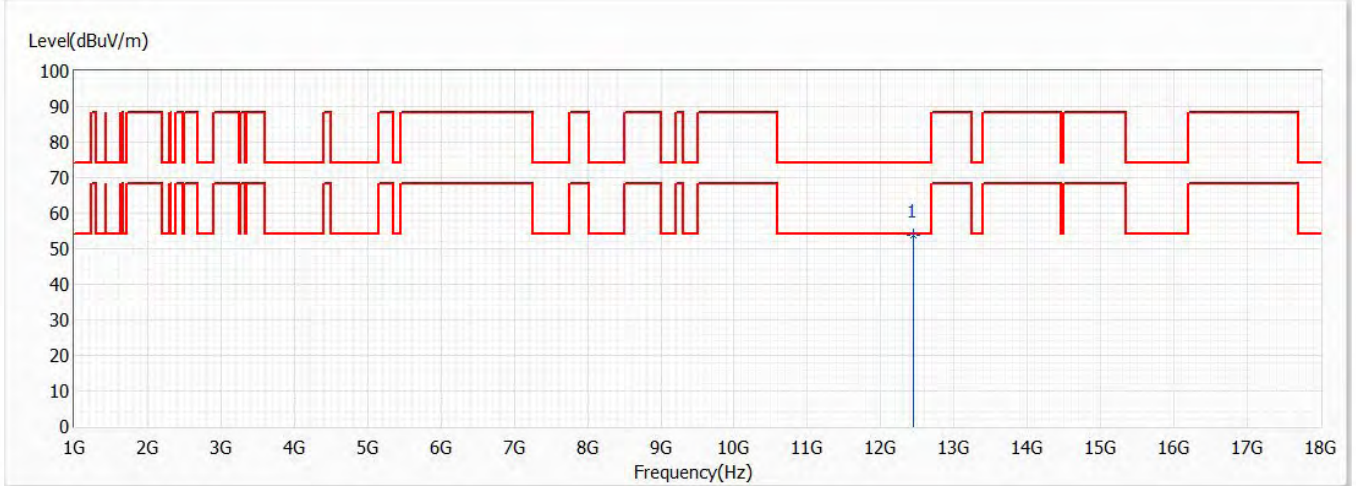


No	Frequency (MHz)	Emission Level (dBuV/m)	Limit (dBuV/m)	Margin (dB)	Reading Level (dBuV)	Correct Factor (dB)	Detector Type
* 1	18435.000	45.71	74.00	-28.29	52.69	-6.98	PK
2	24580.000	47.29	88.20	-40.91	52.74	-5.45	PK
3	30725.000	45.58	88.20	-42.62	46.45	-0.87	PK
4	36870.000	50.17	88.20	-38.03	49.39	0.78	PK

Note:

1. All reading above 1GHz is performed with peak and/or average measurements as necessary.
2. “ * ”, means this data is the worst value.
3. Emission Level = Reading Level + Correct Factor.
4. The average measurement was not performed when the peak measured data under the limit of average detection.

Model No	CR1000A	Site	CB4-H
Test Voltage	AC 120V/60Hz	Test Date	2021/3/15
Test Mode	Mode 1	Engineer	Elwin Lin
Polarity	Horizontal	Temperature (°C)	19.0
Test Condition	802.11ax,Ch55,6.225G,BW80M	Humidity (%RH)	58.0

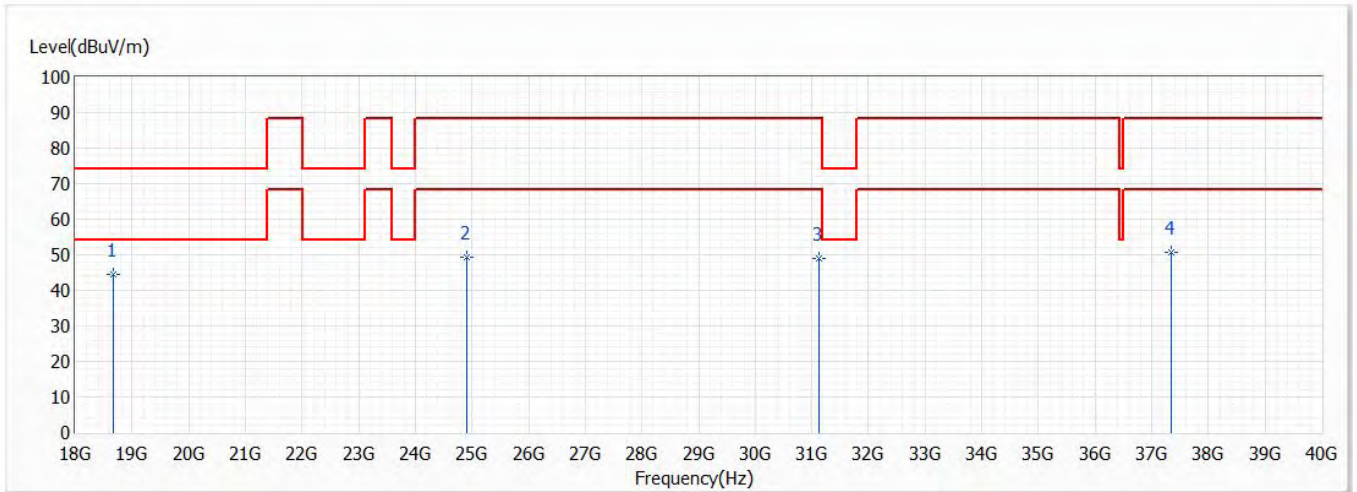


No	Frequency (MHz)	Emission Level (dBuV/m)	Limit (dBuV/m)	Margin (dB)	Reading Level (dBuV)	Correct Factor (dB)	Detector Type
* 1	12450.000	53.69	74.00	-20.31	40.69	13.00	PK

Note:

1. All reading above 1GHz is performed with peak and/or average measurements as necessary.
2. “ * ”, means this data is the worst value.
3. Emission Level = Reading Level + Correct Factor.
4. The average measurement was not performed when the peak measured data under the limit of average detection.

Model No	CR1000A	Site	CB4-H
Test Voltage	AC 120V/60Hz	Test Date	2021/3/22
Test Mode	Mode 1	Engineer	Elwin Lin
Polarity	Horizontal	Temperature (°C)	19.0
Test Condition	802.11ax,Ch55,6.225G,BW80M	Humidity (%RH)	58.0

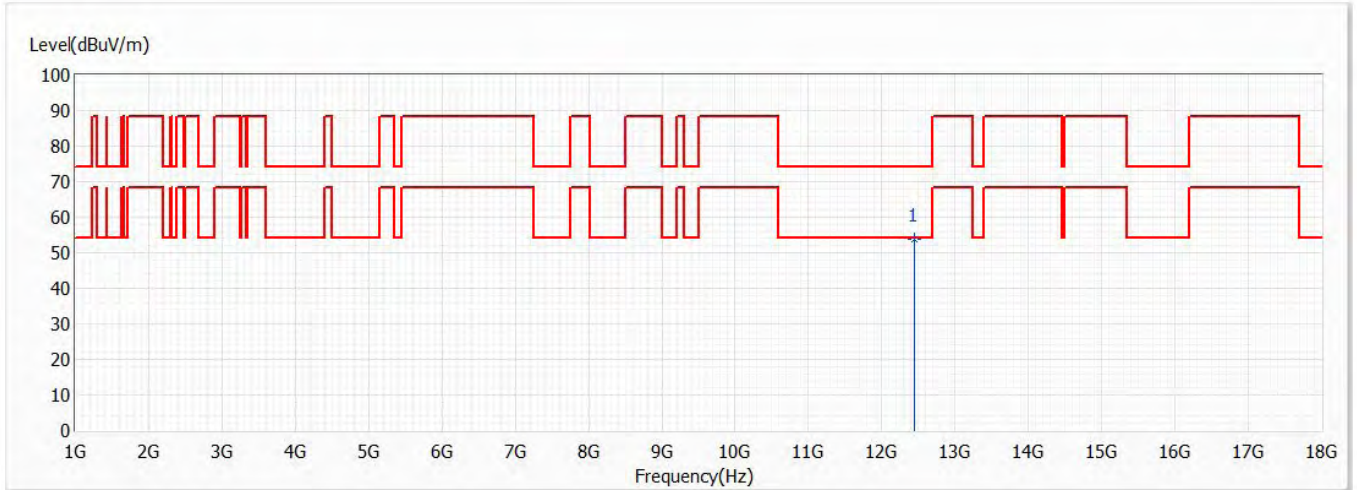


No	Frequency (MHz)	Emission Level (dBuV/m)	Limit (dBuV/m)	Margin (dB)	Reading Level (dBuV)	Correct Factor (dB)	Detector Type
* 1	18675.000	44.56	74.00	-29.44	51.95	-7.39	PK
2	24900.000	49.24	88.20	-38.96	53.17	-3.93	PK
3	31125.000	49.11	88.20	-39.09	49.15	-0.04	PK
4	37350.000	50.77	88.20	-37.43	49.07	1.70	PK

Note:

1. All reading above 1GHz is performed with peak and/or average measurements as necessary.
2. “ * ”, means this data is the worst value.
3. Emission Level = Reading Level + Correct Factor.
4. The average measurement was not performed when the peak measured data under the limit of average detection.

Model No	CR1000A	Site	CB4-H
Test Voltage	AC 120V/60Hz	Test Date	2021/3/15
Test Mode	Mode 1	Engineer	Elwin Lin
Polarity	Vertical	Temperature (°C)	19.0
Test Condition	802.11ax,Ch55,6.225G,BW80M	Humidity (%RH)	58.0

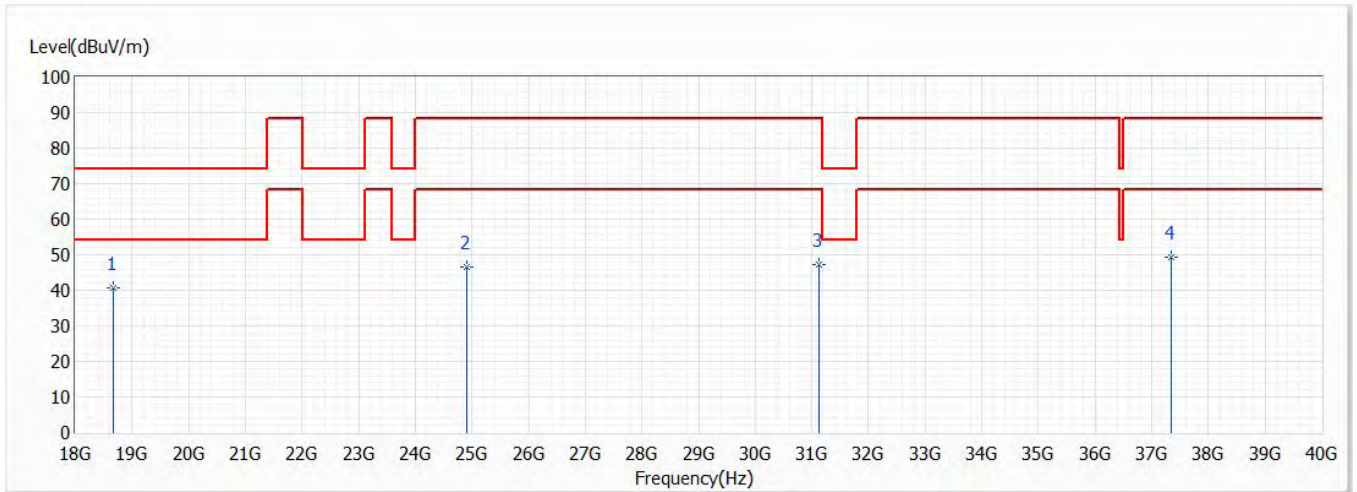


No	Frequency (MHz)	Emission Level (dBuV/m)	Limit (dBuV/m)	Margin (dB)	Reading Level (dBuV)	Correct Factor (dB)	Detector Type
* 1	12450.000	53.66	74.00	-20.34	40.66	13.00	PK

Note:

1. All reading above 1GHz is performed with peak and/or average measurements as necessary.
2. “ * ”, means this data is the worst value.
3. Emission Level = Reading Level + Correct Factor.
4. The average measurement was not performed when the peak measured data under the limit of average detection.

Model No	CR1000A	Site	CB4-H
Test Voltage	AC 120V/60Hz	Test Date	2021/3/22
Test Mode	Mode 1	Engineer	Elwin Lin
Polarity	Vertical	Temperature (°C)	19.0
Test Condition	802.11ax,Ch55,6.225G,BW80M	Humidity (%RH)	58.0

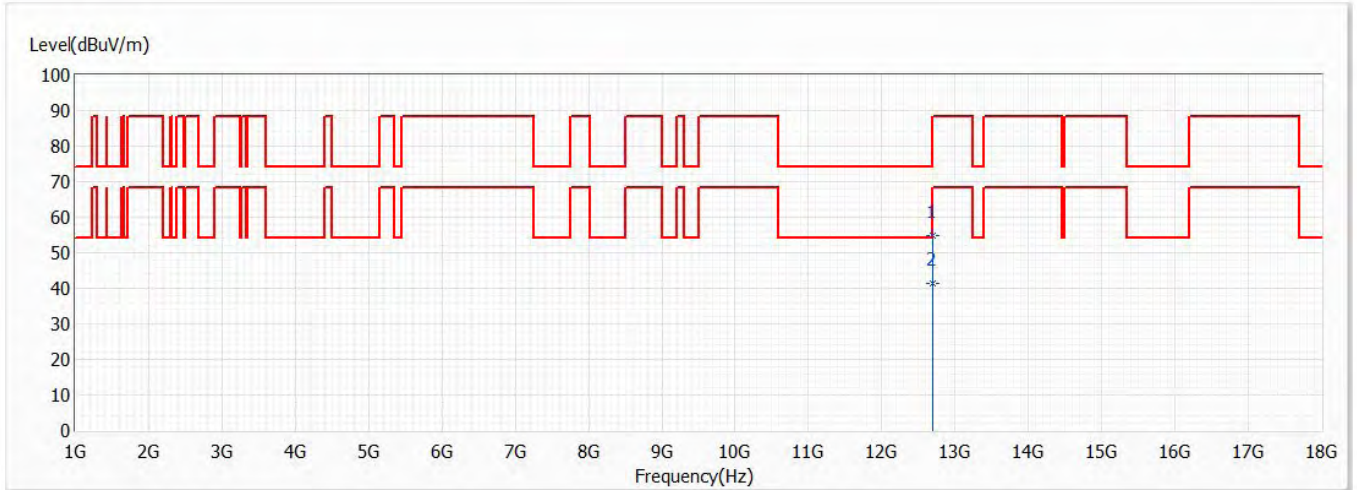


No	Frequency (MHz)	Emission Level (dBuV/m)	Limit (dBuV/m)	Margin (dB)	Reading Level (dBuV)	Correct Factor (dB)	Detector Type
* 1	18675.000	40.80	74.00	-33.20	48.19	-7.39	PK
2	24900.000	46.52	88.20	-41.68	50.45	-3.93	PK
3	31125.000	47.41	88.20	-40.79	47.45	-0.04	PK
4	37350.000	49.46	88.20	-38.74	47.76	1.70	PK

Note:

1. All reading above 1GHz is performed with peak and/or average measurements as necessary.
2. “ * ”, means this data is the worst value.
3. Emission Level = Reading Level + Correct Factor.
4. The average measurement was not performed when the peak measured data under the limit of average detection.

Model No	CR1000A	Site	CB4-H
Test Voltage	AC 120V/60Hz	Test Date	2021/3/15
Test Mode	Mode 1	Engineer	Elwin Lin
Polarity	Horizontal	Temperature (°C)	19.0
Test Condition	802.11ax,Ch87,6.385G,BW80M	Humidity (%RH)	58.0

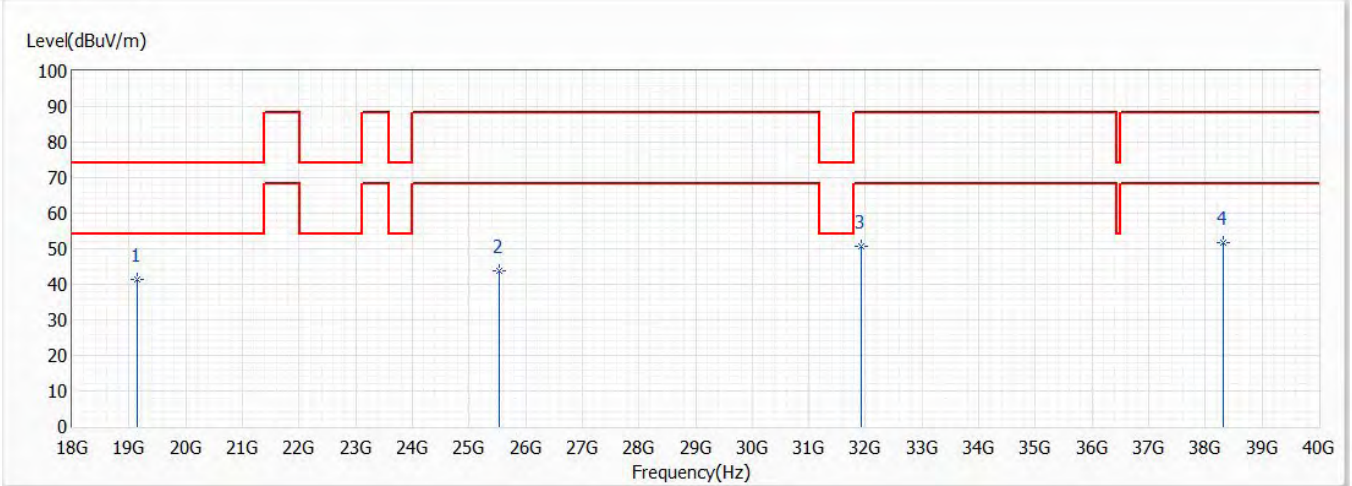


No	Frequency (MHz)	Emission Level (dBuV/m)	Limit (dBuV/m)	Margin (dB)	Reading Level (dBuV)	Correct Factor (dB)	Detector Type
1	12690.000	54.77	74.00	-19.23	41.58	13.19	PK
* 2	12690.000	41.49	54.00	-12.51	28.30	13.19	AV

Note:

1. All reading above 1GHz is performed with peak and/or average measurements as necessary.
2. “ * ”, means this data is the worst value.
3. Emission Level = Reading Level + Correct Factor.
4. The average measurement was not performed when the peak measured data under the limit of average detection.

Model No	CR1000A	Site	CB4-H
Test Voltage	AC 120V/60Hz	Test Date	2021/3/22
Test Mode	Mode 1	Engineer	Elwin Lin
Polarity	Horizontal	Temperature (°C)	19.0
Test Condition	802.11ax,Ch87,6.385G,BW80M	Humidity (%RH)	58.0

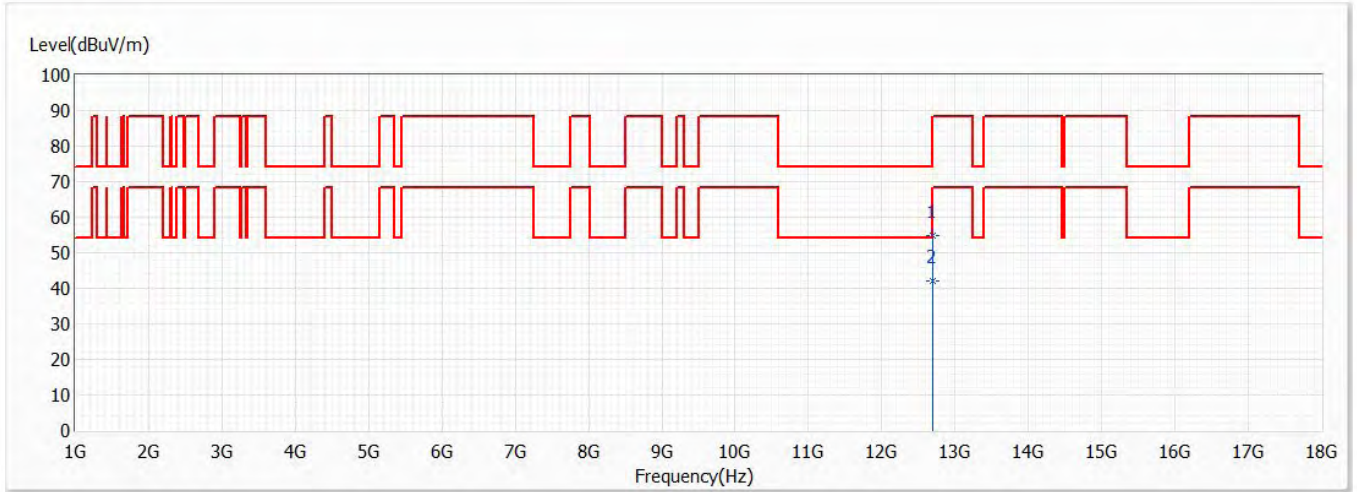


No	Frequency (MHz)	Emission Level (dBuV/m)	Limit (dBuV/m)	Margin (dB)	Reading Level (dBuV)	Correct Factor (dB)	Detector Type
* 1	19155.000	41.43	74.00	-32.57	49.17	-7.74	PK
2	25540.000	43.90	88.20	-44.30	48.63	-4.73	PK
3	31925.000	50.86	88.20	-37.34	52.14	-1.28	PK
4	38310.000	51.71	88.20	-36.49	49.72	1.99	PK

Note:

1. All reading above 1GHz is performed with peak and/or average measurements as necessary.
2. “ * ”, means this data is the worst value.
3. Emission Level = Reading Level + Correct Factor.
4. The average measurement was not performed when the peak measured data under the limit of average detection.

Model No	CR1000A	Site	CB4-H
Test Voltage	AC 120V/60Hz	Test Date	2021/3/15
Test Mode	Mode 1	Engineer	Elwin Lin
Polarity	Vertical	Temperature (°C)	19.0
Test Condition	802.11ax,Ch87,6.385G,BW80M	Humidity (%RH)	58.0

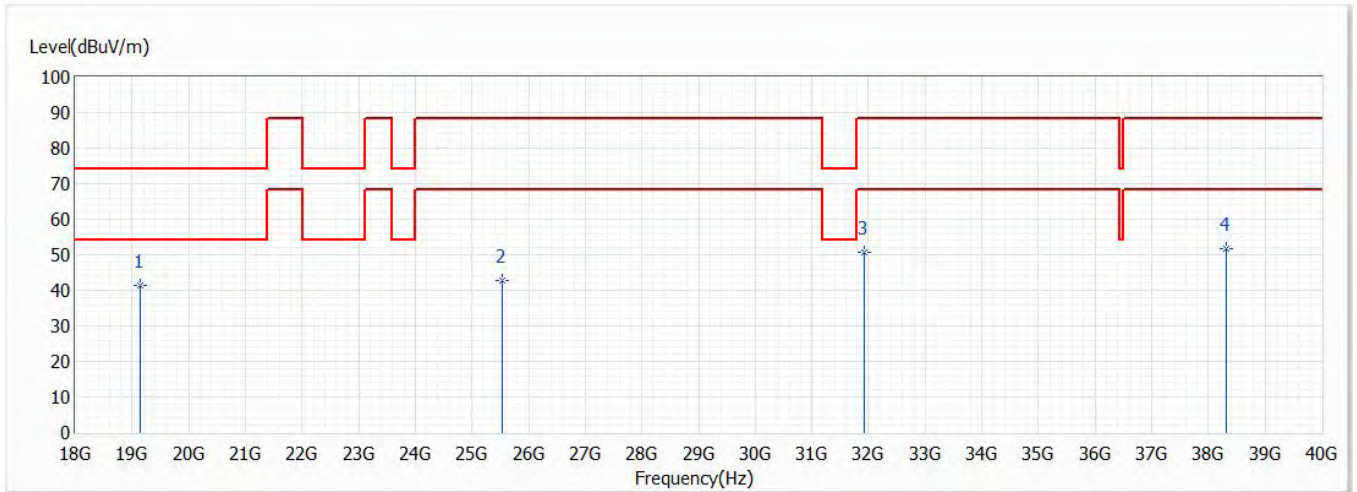


No	Frequency (MHz)	Emission Level (dBuV/m)	Limit (dBuV/m)	Margin (dB)	Reading Level (dBuV)	Correct Factor (dB)	Detector Type
1	12690.000	54.89	74.00	-19.11	41.70	13.19	PK
* 2	12690.000	41.93	54.00	-12.07	28.74	13.19	AV

Note:

1. All reading above 1GHz is performed with peak and/or average measurements as necessary.
2. “ * ”, means this data is the worst value.
3. Emission Level = Reading Level + Correct Factor.
4. The average measurement was not performed when the peak measured data under the limit of average detection.

Model No	CR1000A	Site	CB4-H
Test Voltage	AC 120V/60Hz	Test Date	2021/3/22
Test Mode	Mode 1	Engineer	Elwin Lin
Polarity	Vertical	Temperature (°C)	19.0
Test Condition	802.11ax,Ch87,6.385G,BW80M	Humidity (%RH)	58.0

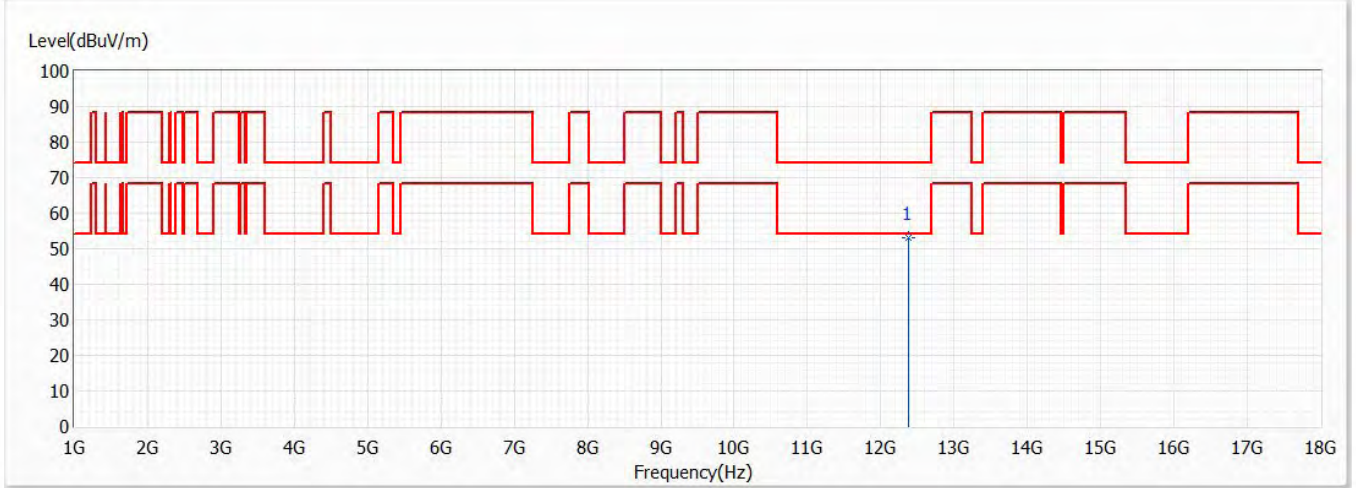


No	Frequency (MHz)	Emission Level (dBuV/m)	Limit (dBuV/m)	Margin (dB)	Reading Level (dBuV)	Correct Factor (dB)	Detector Type
* 1	19155.000	41.53	74.00	-32.47	49.27	-7.74	PK
2	25540.000	42.78	88.20	-45.42	47.51	-4.73	PK
3	31925.000	50.61	88.20	-37.59	51.89	-1.28	PK
4	38310.000	51.72	88.20	-36.48	49.73	1.99	PK

Note:

1. All reading above 1GHz is performed with peak and/or average measurements as necessary.
2. “ * ”, means this data is the worst value.
3. Emission Level = Reading Level + Correct Factor.
4. The average measurement was not performed when the peak measured data under the limit of average detection.

Model No	CR1000A	Site	CB4-H
Test Voltage	AC 120V/60Hz	Test Date	2021/3/15
Test Mode	Mode 1	Engineer	Elwin Lin
Polarity	Horizontal	Temperature (°C)	19.0
Test Condition	802.11ax,Ch47,6.185G,BW160M	Humidity (%RH)	58.0

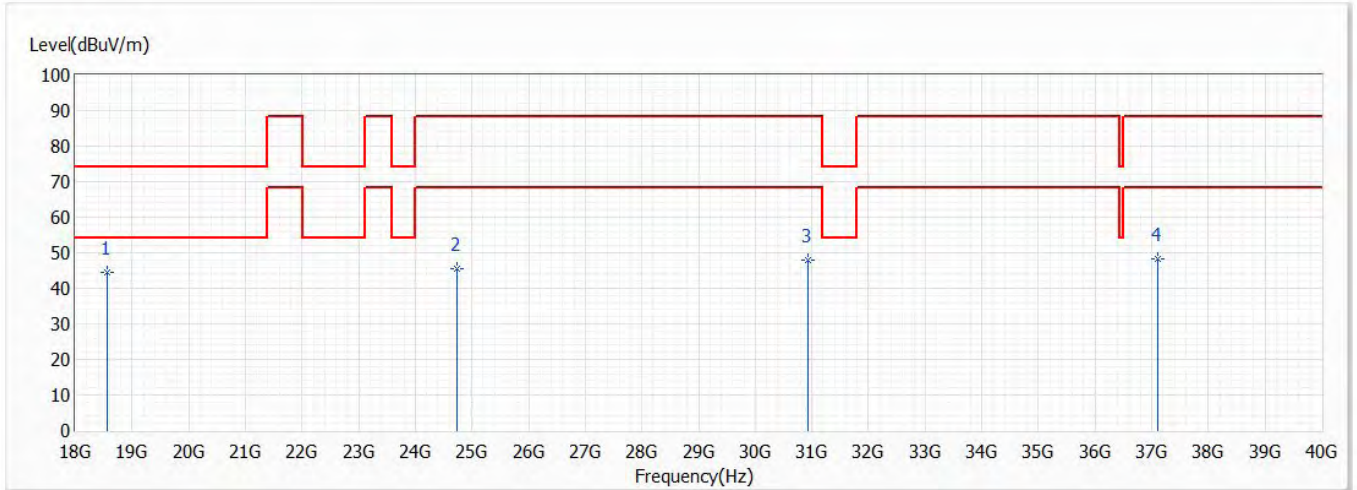


No	Frequency (MHz)	Emission Level (dBuV/m)	Limit (dBuV/m)	Margin (dB)	Reading Level (dBuV)	Correct Factor (dB)	Detector Type
* 1	12370.000	53.12	74.00	-20.88	39.95	13.17	PK

Note:

1. All reading above 1GHz is performed with peak and/or average measurements as necessary.
2. “ * ”, means this data is the worst value.
3. Emission Level = Reading Level + Correct Factor.
4. The average measurement was not performed when the peak measured data under the limit of average detection.

Model No	CR1000A	Site	CB4-H
Test Voltage	AC 120V/60Hz	Test Date	2021/3/23
Test Mode	Mode 1	Engineer	Elwin Lin
Polarity	Horizontal	Temperature (°C)	19.0
Test Condition	802.11ax,Ch47,6.185G,BW160M	Humidity (%RH)	58.0

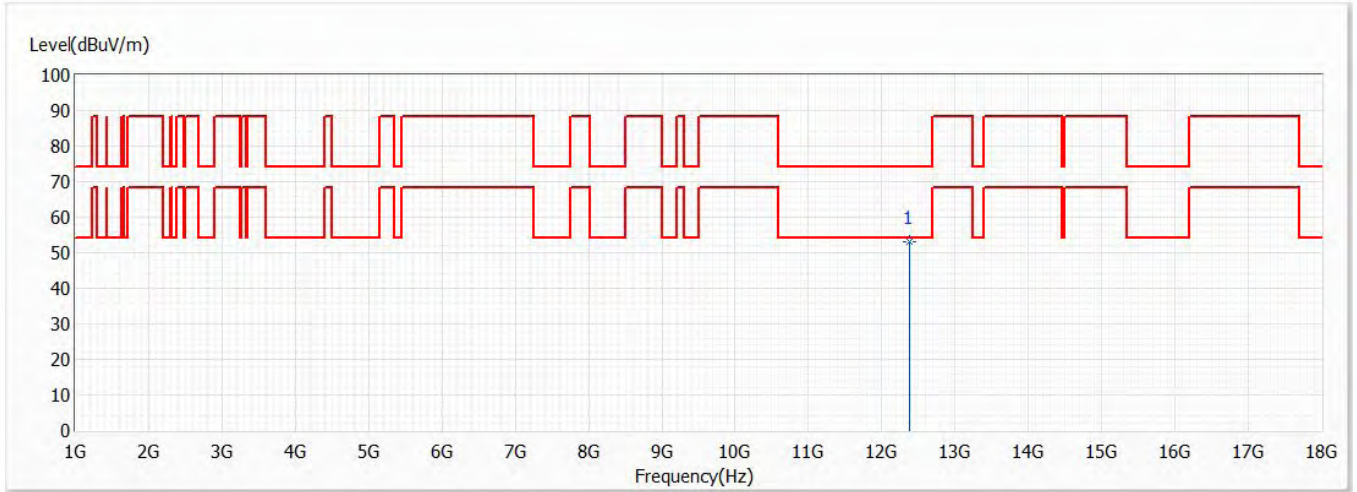


No	Frequency (MHz)	Emission Level (dBuV/m)	Limit (dBuV/m)	Margin (dB)	Reading Level (dBuV)	Correct Factor (dB)	Detector Type
* 1	18555.000	44.39	74.00	-29.61	51.57	-7.18	PK
2	24740.000	45.62	88.20	-42.58	50.30	-4.68	PK
3	30925.000	47.92	88.20	-40.28	48.89	-0.97	PK
4	37110.000	48.36	88.20	-39.84	47.22	1.14	PK

Note:

1. All reading above 1GHz is performed with peak and/or average measurements as necessary.
2. “ * ”, means this data is the worst value.
3. Emission Level = Reading Level + Correct Factor.
4. The average measurement was not performed when the peak measured data under the limit of average detection.

Model No	CR1000A	Site	CB4-H
Test Voltage	AC 120V/60Hz	Test Date	2021/3/15
Test Mode	Mode 1	Engineer	Elwin Lin
Polarity	Vertical	Temperature (°C)	19.0
Test Condition	802.11ax,Ch47,6.185G,BW160M	Humidity (%RH)	58.0

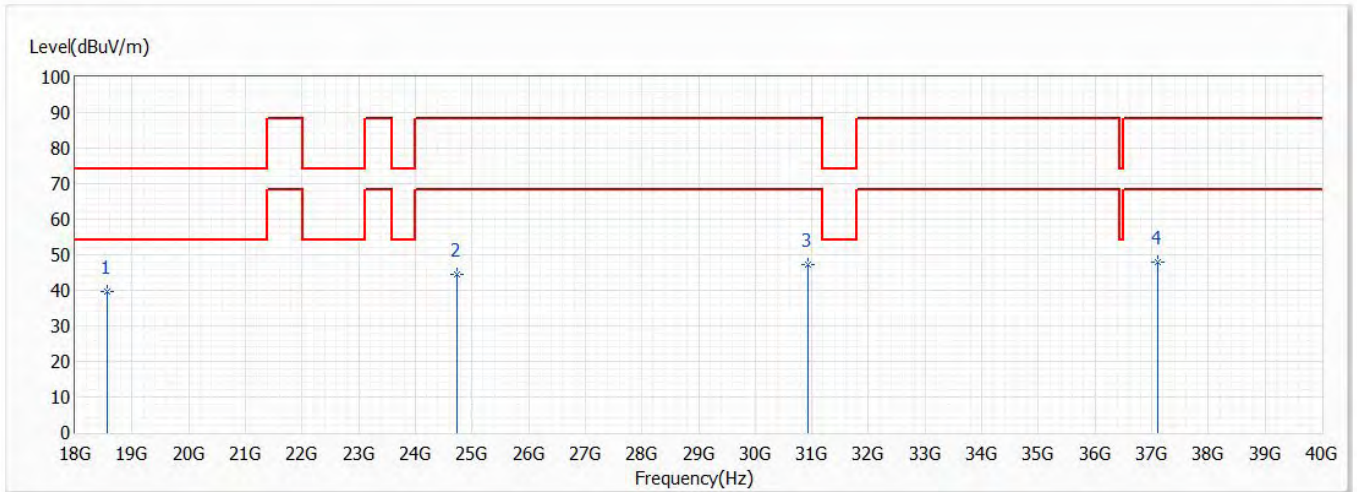


No	Frequency (MHz)	Emission Level (dBuV/m)	Limit (dBuV/m)	Margin (dB)	Reading Level (dBuV)	Correct Factor (dB)	Detector Type
* 1	12370.000	53.01	74.00	-20.99	39.84	13.17	PK

Note:

1. All reading above 1GHz is performed with peak and/or average measurements as necessary.
2. “ * ”, means this data is the worst value.
3. Emission Level = Reading Level + Correct Factor.
4. The average measurement was not performed when the peak measured data under the limit of average detection.

Model No	CR1000A	Site	CB4-H
Test Voltage	AC 120V/60Hz	Test Date	2021/3/23
Test Mode	Mode 1	Engineer	Elwin Lin
Polarity	Vertical	Temperature (°C)	19.0
Test Condition	802.11ax,Ch47,6.185G,BW160M	Humidity (%RH)	58.0

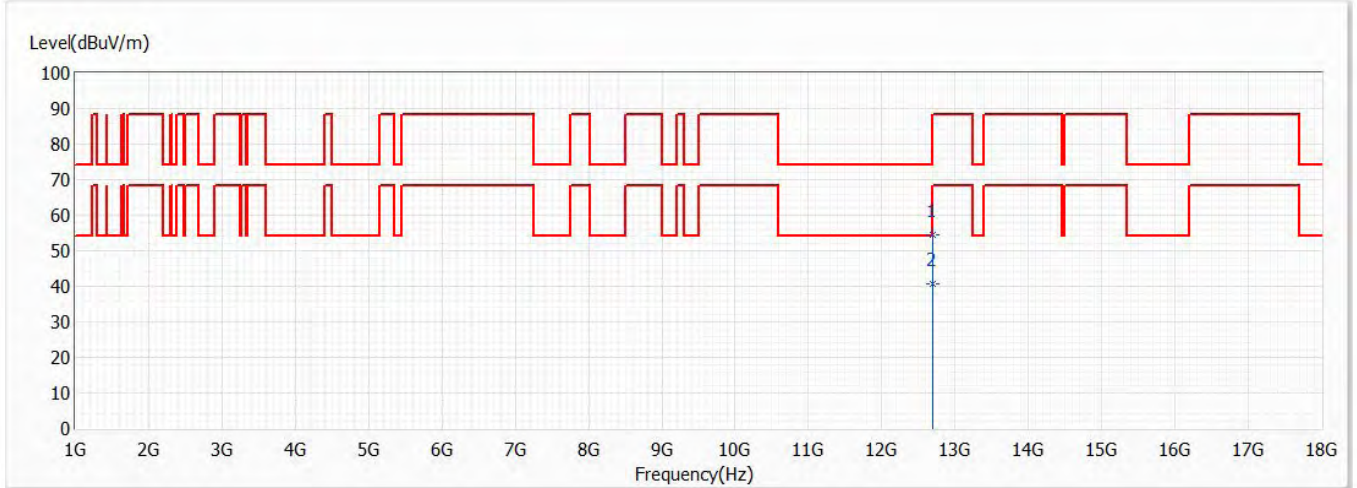


No	Frequency (MHz)	Emission Level (dBuV/m)	Limit (dBuV/m)	Margin (dB)	Reading Level (dBuV)	Correct Factor (dB)	Detector Type
* 1	18555.000	39.56	74.00	-34.44	46.74	-7.18	PK
2	24740.000	44.47	88.20	-43.73	49.15	-4.68	PK
3	30925.000	47.14	88.20	-41.06	48.11	-0.97	PK
4	37110.000	47.92	88.20	-40.28	46.78	1.14	PK

Note:

1. All reading above 1GHz is performed with peak and/or average measurements as necessary.
2. “ * ”, means this data is the worst value.
3. Emission Level = Reading Level + Correct Factor.
4. The average measurement was not performed when the peak measured data under the limit of average detection.

Model No	CR1000A	Site	CB4-H
Test Voltage	AC 120V/60Hz	Test Date	2021/3/15
Test Mode	Mode 1	Engineer	Elwin Lin
Polarity	Horizontal	Temperature (°C)	19.0
Test Condition	802.11ax,Ch79,6.345G,BW160M	Humidity (%RH)	58.0

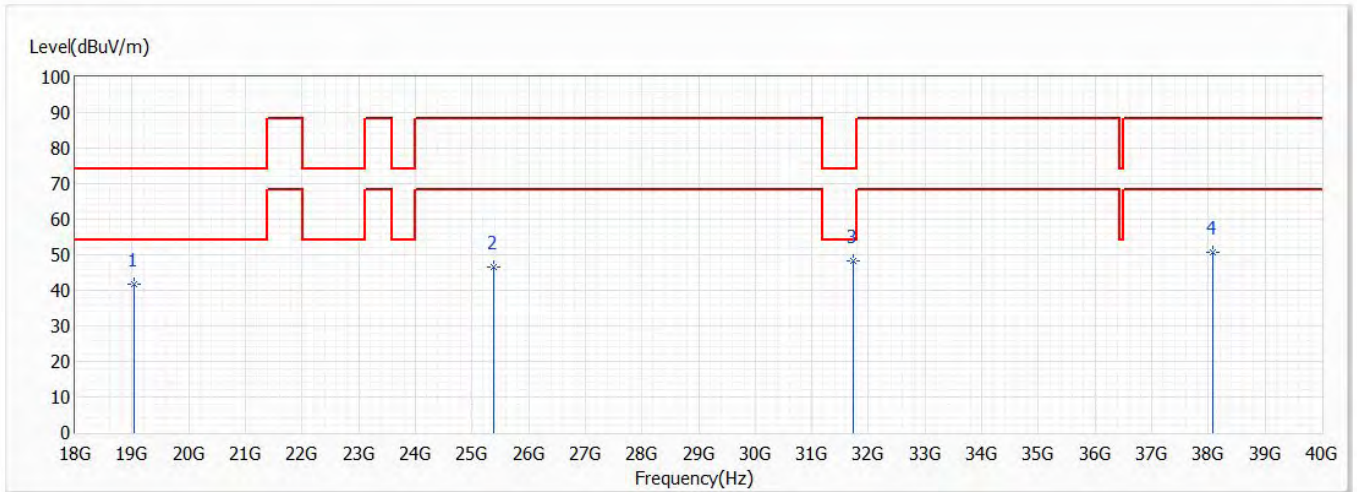


No	Frequency (MHz)	Emission Level (dBuV/m)	Limit (dBuV/m)	Margin (dB)	Reading Level (dBuV)	Correct Factor (dB)	Detector Type
1	12690.000	54.63	74.00	-19.37	41.44	13.19	PK
* 2	12690.000	40.84	54.00	-13.16	27.65	13.19	AV

Note:

1. All reading above 1GHz is performed with peak and/or average measurements as necessary.
2. “ * ”, means this data is the worst value.
3. Emission Level = Reading Level + Correct Factor.
4. The average measurement was not performed when the peak measured data under the limit of average detection.

Model No	CR1000A	Site	CB4-H
Test Voltage	AC 120V/60Hz	Test Date	2021/3/23
Test Mode	Mode 1	Engineer	Elwin Lin
Polarity	Horizontal	Temperature (°C)	19.0
Test Condition	802.11ax,Ch79,6.345G,BW160M	Humidity (%RH)	58.0

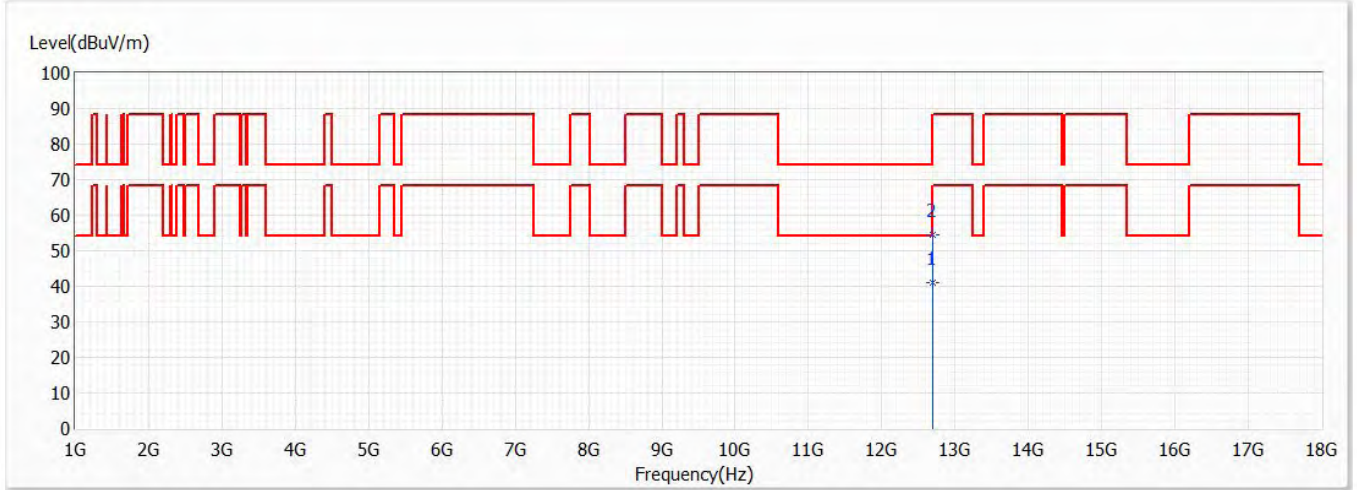


No	Frequency (MHz)	Emission Level (dBuV/m)	Limit (dBuV/m)	Margin (dB)	Reading Level (dBuV)	Correct Factor (dB)	Detector Type
1	19035.000	41.69	74.00	-32.31	49.77	-8.08	PK
2	25380.000	46.44	88.20	-41.76	50.82	-4.38	PK
* 3	31725.000	48.21	74.00	-25.79	49.18	-0.97	PK
4	38070.000	50.72	88.20	-37.48	49.00	1.72	PK

Note:

1. All reading above 1GHz is performed with peak and/or average measurements as necessary.
2. “ * ”, means this data is the worst value.
3. Emission Level = Reading Level + Correct Factor.
4. The average measurement was not performed when the peak measured data under the limit of average detection.

Model No	CR1000A	Site	CB4-H
Test Voltage	AC 120V/60Hz	Test Date	2021/3/15
Test Mode	Mode 1	Engineer	Elwin Lin
Polarity	Vertical	Temperature (°C)	19.0
Test Condition	802.11ax,Ch79,6.345G,BW160M	Humidity (%RH)	58.0

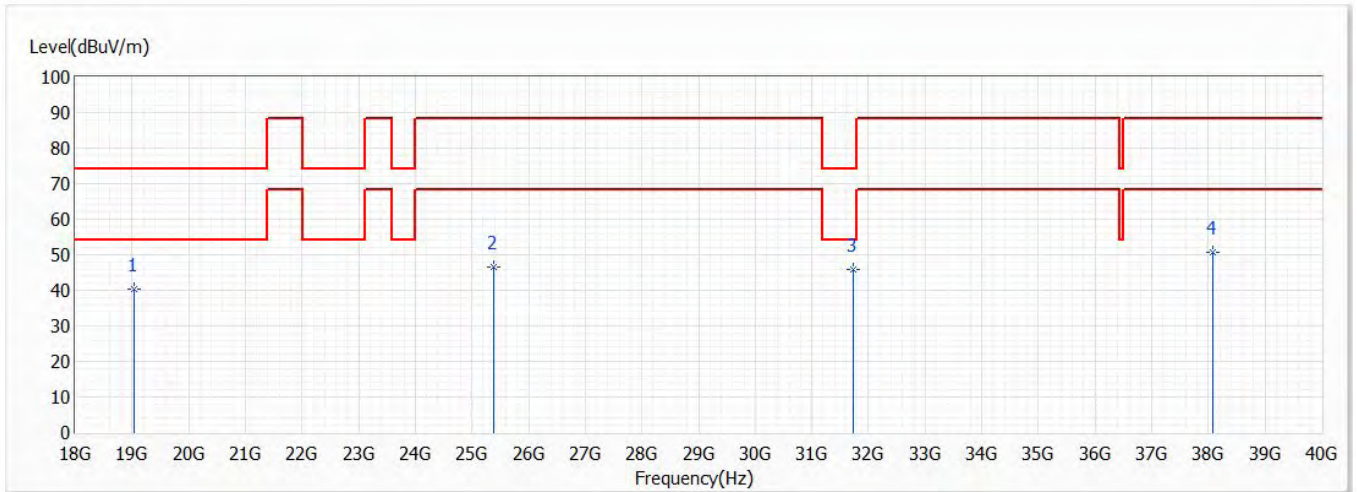


No	Frequency (MHz)	Emission Level (dBuV/m)	Limit (dBuV/m)	Margin (dB)	Reading Level (dBuV)	Correct Factor (dB)	Detector Type
* 1	12690.000	41.14	54.00	-12.86	27.95	13.19	AV
2	12690.000	54.44	74.00	-19.56	41.25	13.19	PK

Note:

1. All reading above 1GHz is performed with peak and/or average measurements as necessary.
2. “ * ”, means this data is the worst value.
3. Emission Level = Reading Level + Correct Factor.
4. The average measurement was not performed when the peak measured data under the limit of average detection.

Model No	CR1000A	Site	CB4-H
Test Voltage	AC 120V/60Hz	Test Date	2021/3/23
Test Mode	Mode 1	Engineer	Elwin Lin
Polarity	Vertical	Temperature (°C)	19.0
Test Condition	802.11ax,Ch79,6.345G,BW160M	Humidity (%RH)	58.0

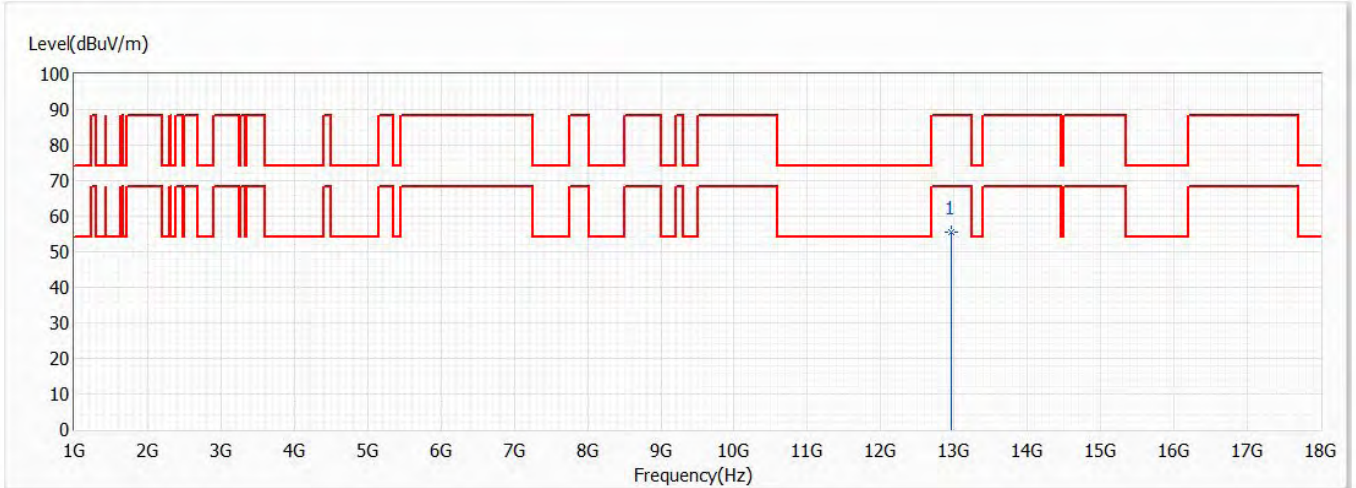


No	Frequency (MHz)	Emission Level (dBuV/m)	Limit (dBuV/m)	Margin (dB)	Reading Level (dBuV)	Correct Factor (dB)	Detector Type
1	19035.000	40.42	74.00	-33.58	48.50	-8.08	PK
2	25380.000	46.64	88.20	-41.56	51.02	-4.38	PK
* 3	31725.000	46.03	74.00	-27.97	47.00	-0.97	PK
4	38070.000	50.83	88.20	-37.37	49.11	1.72	PK

Note:

1. All reading above 1GHz is performed with peak and/or average measurements as necessary.
2. “ * ”, means this data is the worst value.
3. Emission Level = Reading Level + Correct Factor.
4. The average measurement was not performed when the peak measured data under the limit of average detection.

Model No	CR1000A	Site	CB4-H
Test Voltage	AC 120V/60Hz	Test Date	2021/3/15
Test Mode	Mode 1	Engineer	Elwin Lin
Polarity	Horizontal	Temperature (°C)	19.0
Test Condition	802.11a,Ch97,6.435G,BW20M	Humidity (%RH)	58.0

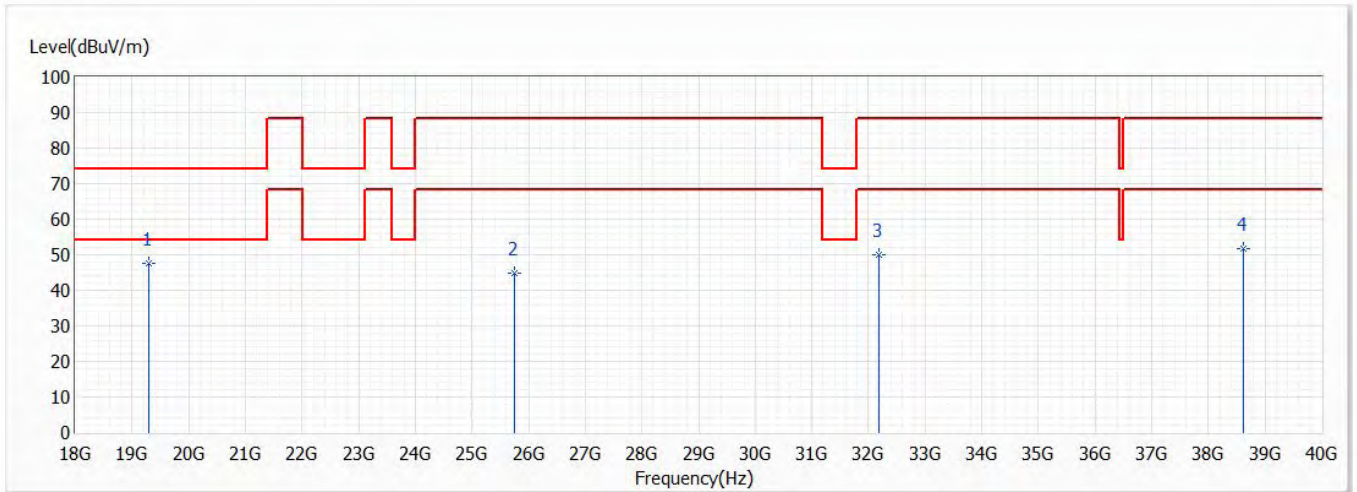


No	Frequency (MHz)	Emission Level (dBuV/m)	Limit (dBuV/m)	Margin (dB)	Reading Level (dBuV)	Correct Factor (dB)	Detector Type
* 1	12970.000	55.61	88.20	-32.59	41.99	13.62	PK

Note:

1. All reading above 1GHz is performed with peak and/or average measurements as necessary.
2. “ * ”, means this data is the worst value.
3. Emission Level = Reading Level + Correct Factor.
4. The average measurement was not performed when the peak measured data under the limit of average detection.

Model No	CR1000A	Site	CB4-H
Test Voltage	AC 120V/60Hz	Test Date	2021/3/23
Test Mode	Mode 1	Engineer	Elwin Lin
Polarity	Horizontal	Temperature (°C)	19.0
Test Condition	802.11a,Ch97,6.435G,BW20M	Humidity (%RH)	58.0

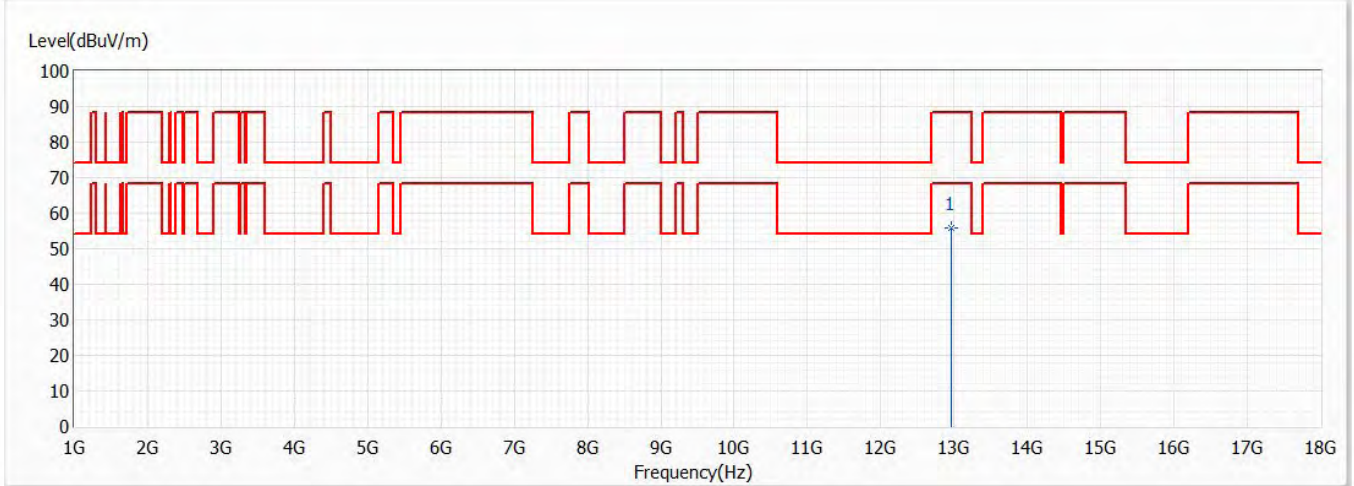


No	Frequency (MHz)	Emission Level (dBuV/m)	Limit (dBuV/m)	Margin (dB)	Reading Level (dBuV)	Correct Factor (dB)	Detector Type
* 1	19305.000	47.43	74.00	-26.57	54.74	-7.31	PK
2	25740.000	44.89	88.20	-43.31	49.56	-4.67	PK
3	32175.000	50.02	88.20	-38.18	51.11	-1.09	PK
4	38610.000	51.66	88.20	-36.54	48.63	3.03	PK

Note:

1. All reading above 1GHz is performed with peak and/or average measurements as necessary.
2. “ * ”, means this data is the worst value.
3. Emission Level = Reading Level + Correct Factor.
4. The average measurement was not performed when the peak measured data under the limit of average detection.

Model No	CR1000A	Site	CB4-H
Test Voltage	AC 120V/60Hz	Test Date	2021/3/15
Test Mode	Mode 1	Engineer	Elwin Lin
Polarity	Vertical	Temperature (°C)	19.0
Test Condition	802.11a,Ch97,6.435G,BW20M	Humidity (%RH)	58.0

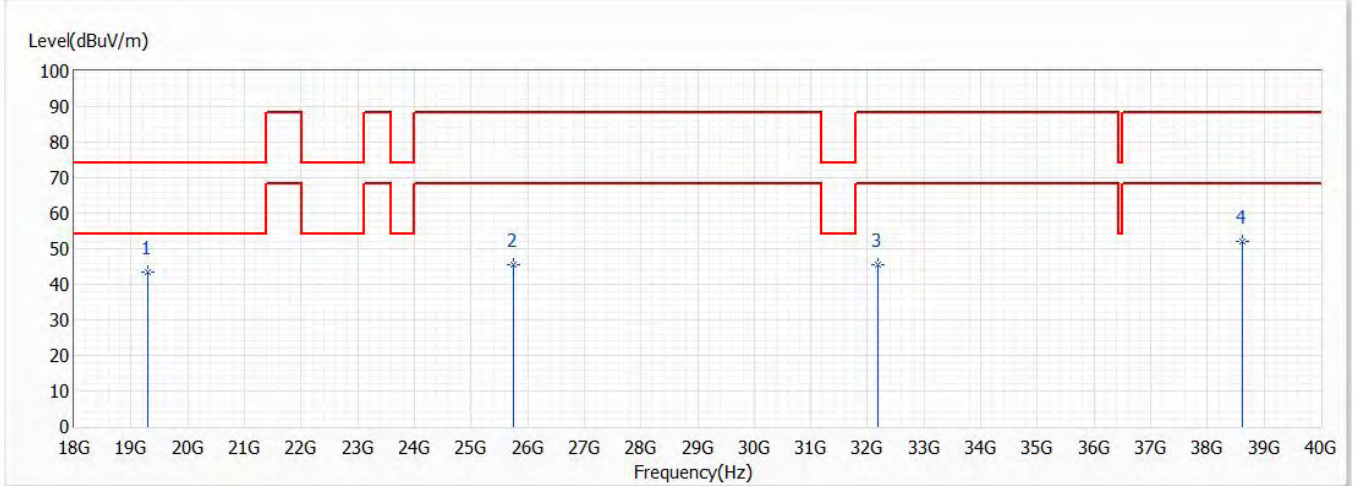


No	Frequency (MHz)	Emission Level (dBuV/m)	Limit (dBuV/m)	Margin (dB)	Reading Level (dBuV)	Correct Factor (dB)	Detector Type
* 1	12970.000	55.90	88.20	-32.30	42.28	13.62	PK

Note:

1. All reading above 1GHz is performed with peak and/or average measurements as necessary.
2. “ * ”, means this data is the worst value.
3. Emission Level = Reading Level + Correct Factor.
4. The average measurement was not performed when the peak measured data under the limit of average detection.

Model No	CR1000A	Site	CB4-H
Test Voltage	AC 120V/60Hz	Test Date	2021/3/23
Test Mode	Mode 1	Engineer	Elwin Lin
Polarity	Vertical	Temperature (°C)	19.0
Test Condition	802.11a,Ch97,6.435G,BW20M	Humidity (%RH)	58.0

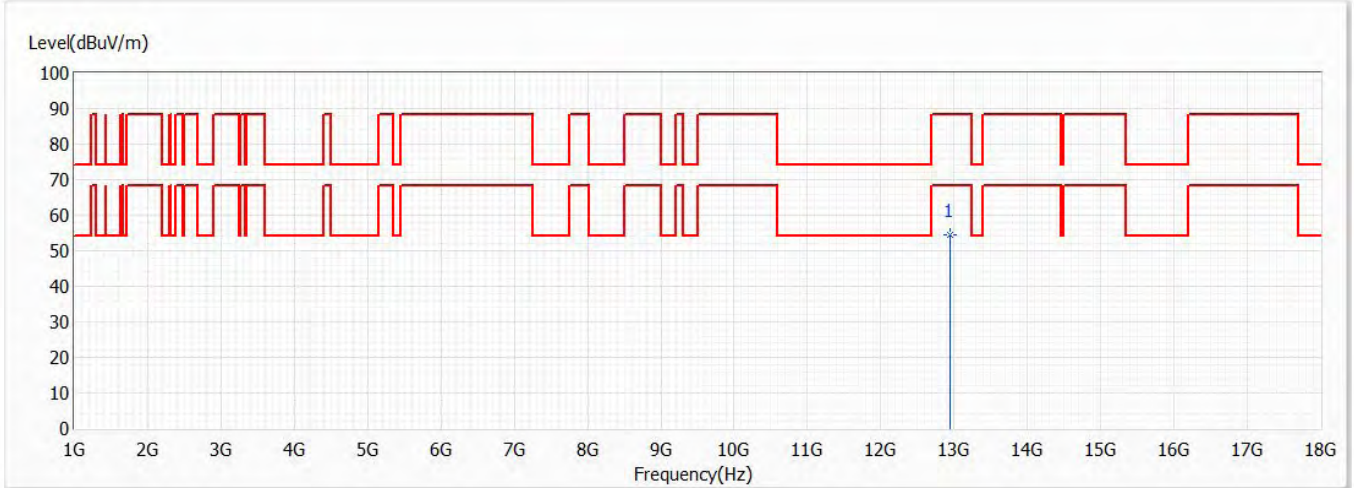


No	Frequency (MHz)	Emission Level (dBuV/m)	Limit (dBuV/m)	Margin (dB)	Reading Level (dBuV)	Correct Factor (dB)	Detector Type
* 1	19305.000	43.59	74.00	-30.41	50.90	-7.31	PK
2	25740.000	45.47	88.20	-42.73	50.14	-4.67	PK
3	32175.000	45.40	88.20	-42.80	46.49	-1.09	PK
4	38610.000	51.99	88.20	-36.21	48.96	3.03	PK

Note:

1. All reading above 1GHz is performed with peak and/or average measurements as necessary.
2. “ * ”, means this data is the worst value.
3. Emission Level = Reading Level + Correct Factor.
4. The average measurement was not performed when the peak measured data under the limit of average detection.

Model No	CR1000A	Site	CB4-H
Test Voltage	AC 120V/60Hz	Test Date	2021/3/15
Test Mode	Mode 1	Engineer	Elwin Lin
Polarity	Horizontal	Temperature (°C)	19.0
Test Condition	802.11a,Ch105,6.475G,BW20M	Humidity (%RH)	58.0

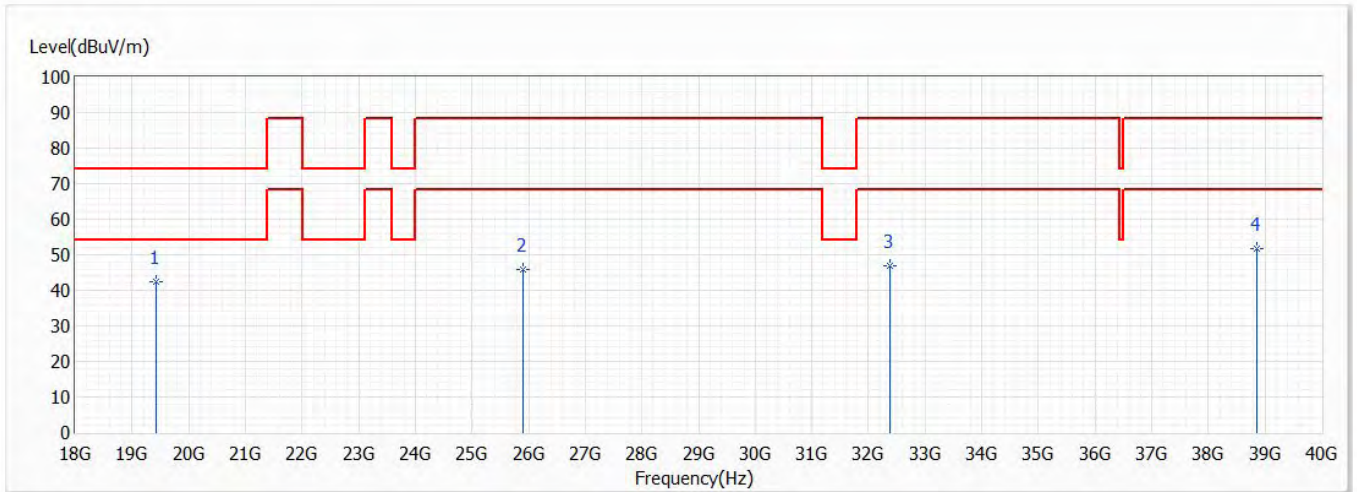


No	Frequency (MHz)	Emission Level (dBuV/m)	Limit (dBuV/m)	Margin (dB)	Reading Level (dBuV)	Correct Factor (dB)	Detector Type
* 1	12950.000	54.35	88.20	-33.85	40.76	13.59	PK

Note:

1. All reading above 1GHz is performed with peak and/or average measurements as necessary.
2. “ * ”, means this data is the worst value.
3. Emission Level = Reading Level + Correct Factor.
4. The average measurement was not performed when the peak measured data under the limit of average detection.

Model No	CR1000A	Site	CB4-H
Test Voltage	AC 120V/60Hz	Test Date	2021/3/23
Test Mode	Mode 1	Engineer	Elwin Lin
Polarity	Horizontal	Temperature (°C)	19.0
Test Condition	802.11a,Ch105,6.475G,BW20M	Humidity (%RH)	58.0

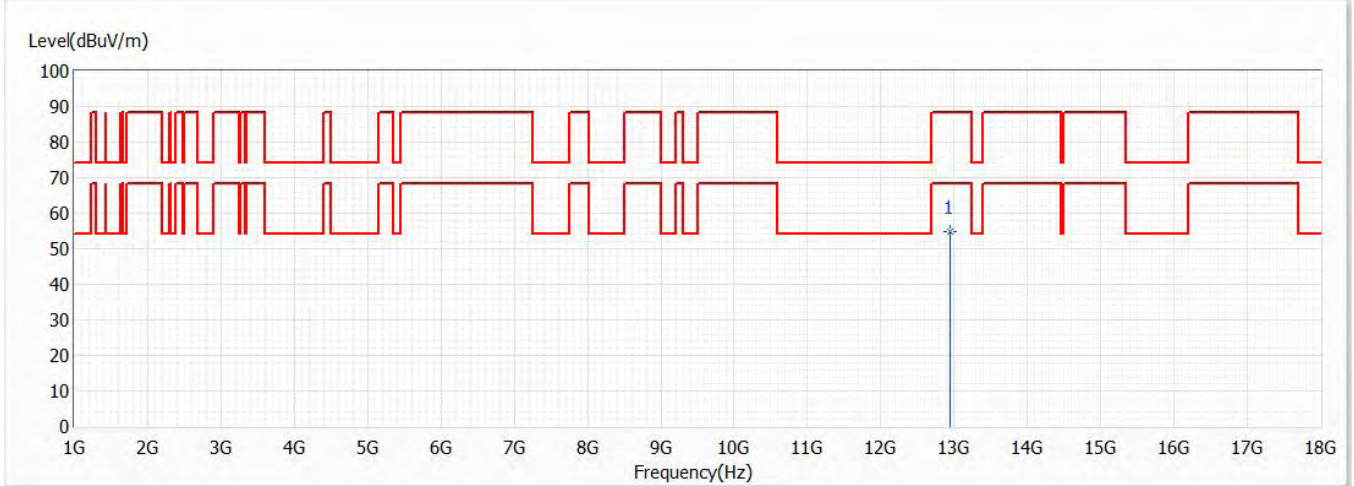


No	Frequency (MHz)	Emission Level (dBuV/m)	Limit (dBuV/m)	Margin (dB)	Reading Level (dBuV)	Correct Factor (dB)	Detector Type
* 1	19425.000	42.25	74.00	-31.75	49.22	-6.97	PK
2	25900.000	45.93	88.20	-42.27	50.43	-4.50	PK
3	32375.000	46.91	88.20	-41.29	47.68	-0.77	PK
4	38850.000	51.86	88.20	-36.34	47.89	3.97	PK

Note:

1. All reading above 1GHz is performed with peak and/or average measurements as necessary.
2. “ * ”, means this data is the worst value.
3. Emission Level = Reading Level + Correct Factor.
4. The average measurement was not performed when the peak measured data under the limit of average detection.

Model No	CR1000A	Site	CB4-H
Test Voltage	AC 120V/60Hz	Test Date	2021/3/15
Test Mode	Mode 1	Engineer	Elwin Lin
Polarity	Vertical	Temperature (°C)	19.0
Test Condition	802.11a,Ch105,6.475G,BW20M	Humidity (%RH)	58.0

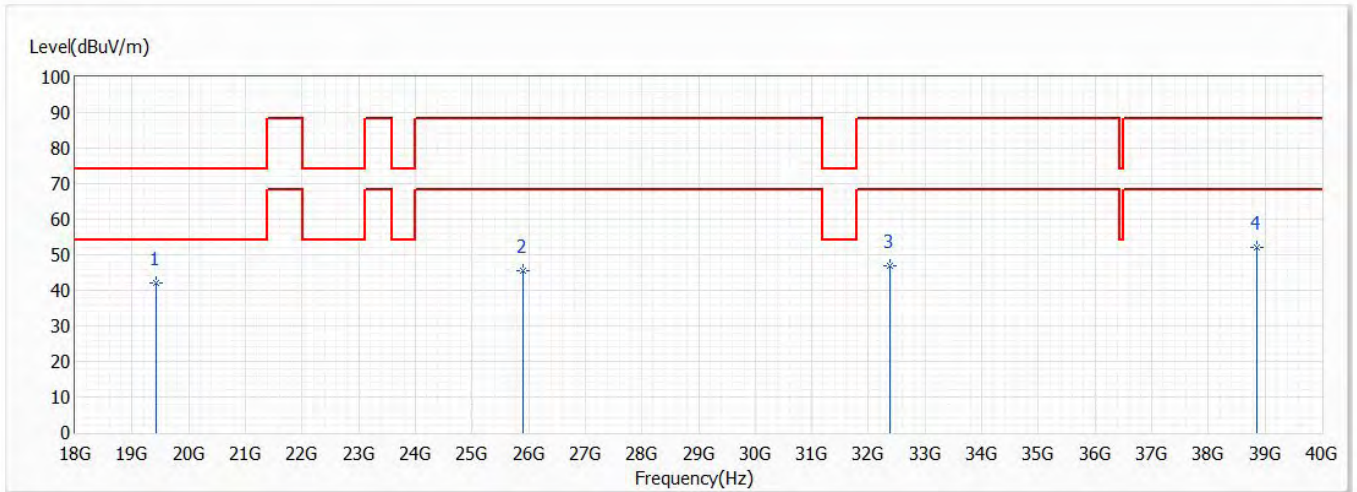


No	Frequency (MHz)	Emission Level (dBuV/m)	Limit (dBuV/m)	Margin (dB)	Reading Level (dBuV)	Correct Factor (dB)	Detector Type
* 1	12950.000	54.74	88.20	-33.46	41.15	13.59	PK

Note:

1. All reading above 1GHz is performed with peak and/or average measurements as necessary.
2. “ * ”, means this data is the worst value.
3. Emission Level = Reading Level + Correct Factor.
4. The average measurement was not performed when the peak measured data under the limit of average detection.

Model No	CR1000A	Site	CB4-H
Test Voltage	AC 120V/60Hz	Test Date	2021/3/23
Test Mode	Mode 1	Engineer	Elwin Lin
Polarity	Vertical	Temperature (°C)	19.0
Test Condition	802.11a,Ch105,6.475G,BW20M	Humidity (%RH)	58.0

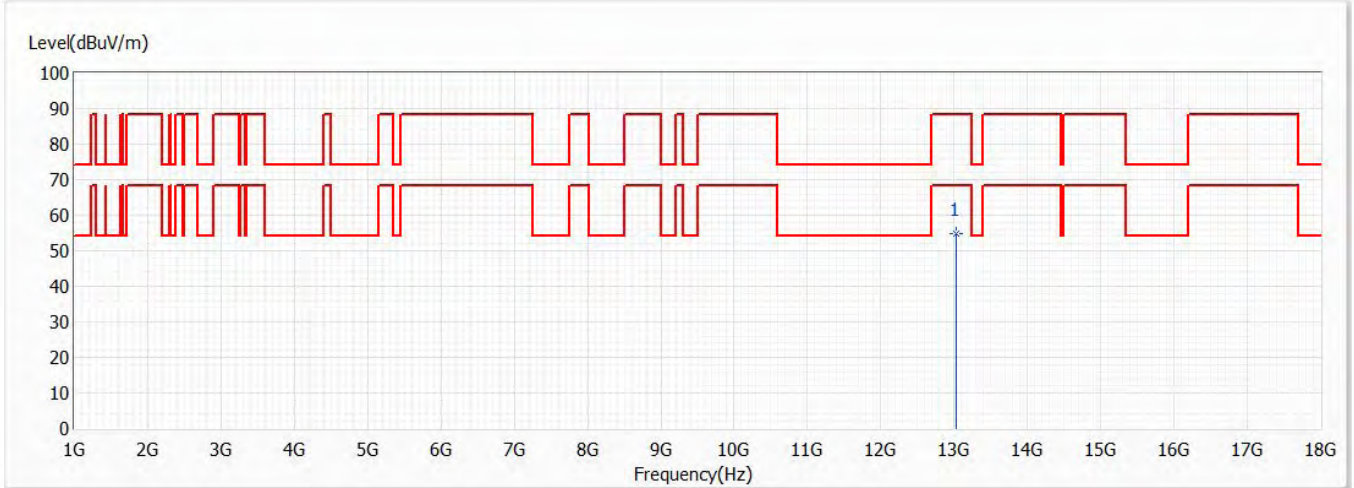


No	Frequency (MHz)	Emission Level (dBuV/m)	Limit (dBuV/m)	Margin (dB)	Reading Level (dBuV)	Correct Factor (dB)	Detector Type
* 1	19425.000	42.17	74.00	-31.83	49.14	-6.97	PK
2	25900.000	45.68	88.20	-42.52	50.18	-4.50	PK
3	32375.000	46.78	88.20	-41.42	47.55	-0.77	PK
4	38850.000	51.93	88.20	-36.27	47.96	3.97	PK

Note:

1. All reading above 1GHz is performed with peak and/or average measurements as necessary.
2. “ * ”, means this data is the worst value.
3. Emission Level = Reading Level + Correct Factor.
4. The average measurement was not performed when the peak measured data under the limit of average detection.

Model No	CR1000A	Site	CB4-H
Test Voltage	AC 120V/60Hz	Test Date	2021/3/15
Test Mode	Mode 1	Engineer	Elwin Lin
Polarity	Horizontal	Temperature (°C)	19.0
Test Condition	802.11a,Ch113,6.515G,BW20M	Humidity (%RH)	58.0

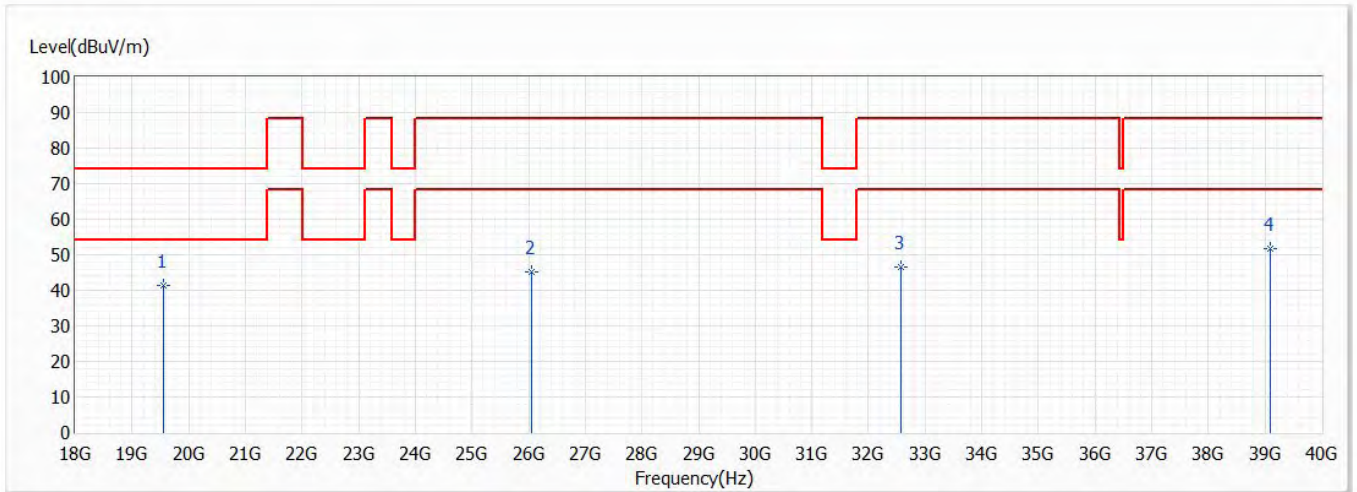


No	Frequency (MHz)	Emission Level (dBuV/m)	Limit (dBuV/m)	Margin (dB)	Reading Level (dBuV)	Correct Factor (dB)	Detector Type
* 1	13030.000	54.94	88.20	-33.26	41.25	13.69	PK

Note:

1. All reading above 1GHz is performed with peak and/or average measurements as necessary.
2. “ * ”, means this data is the worst value.
3. Emission Level = Reading Level + Correct Factor.
4. The average measurement was not performed when the peak measured data under the limit of average detection.

Model No	CR1000A	Site	CB4-H
Test Voltage	AC 120V/60Hz	Test Date	2021/3/23
Test Mode	Mode 1	Engineer	Elwin Lin
Polarity	Horizontal	Temperature (°C)	19.0
Test Condition	802.11a,Ch113,6.515G,BW20M	Humidity (%RH)	58.0

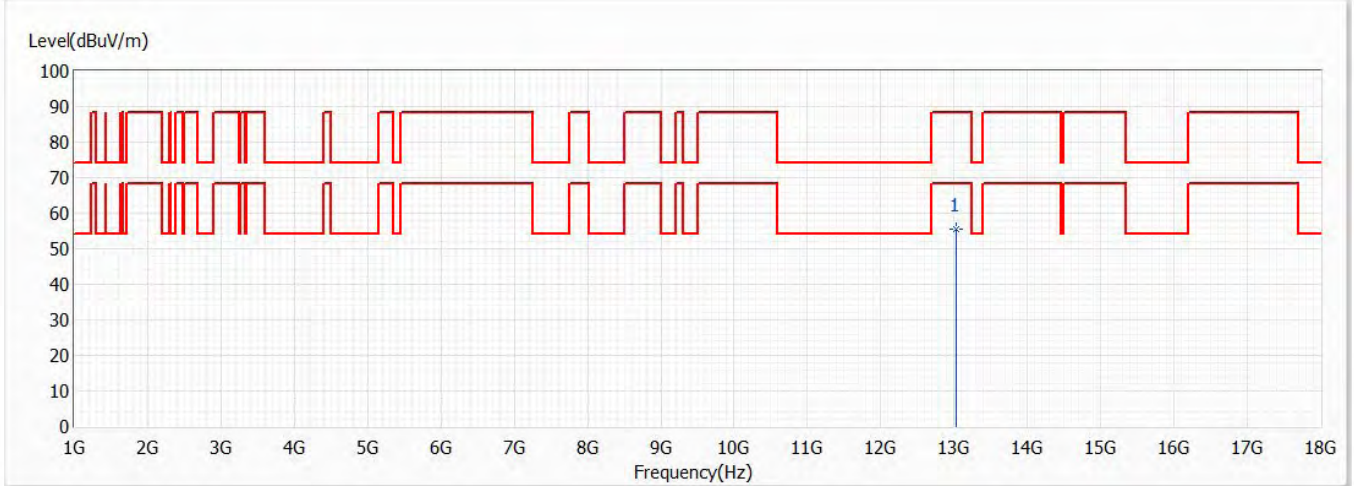


No	Frequency (MHz)	Emission Level (dBuV/m)	Limit (dBuV/m)	Margin (dB)	Reading Level (dBuV)	Correct Factor (dB)	Detector Type
* 1	19545.000	41.33	74.00	-32.67	48.03	-6.70	PK
2	26060.000	45.25	88.20	-42.95	49.52	-4.27	PK
3	32575.000	46.62	88.20	-41.58	47.08	-0.46	PK
4	39090.000	51.69	88.20	-36.51	46.91	4.78	PK

Note:

1. All reading above 1GHz is performed with peak and/or average measurements as necessary.
2. “ * ”, means this data is the worst value.
3. Emission Level = Reading Level + Correct Factor.
4. The average measurement was not performed when the peak measured data under the limit of average detection.

Model No	CR1000A	Site	CB4-H
Test Voltage	AC 120V/60Hz	Test Date	2021/3/15
Test Mode	Mode 1	Engineer	Elwin Lin
Polarity	Vertical	Temperature (°C)	19.0
Test Condition	802.11a,Ch113,6.515G,BW20M	Humidity (%RH)	58.0

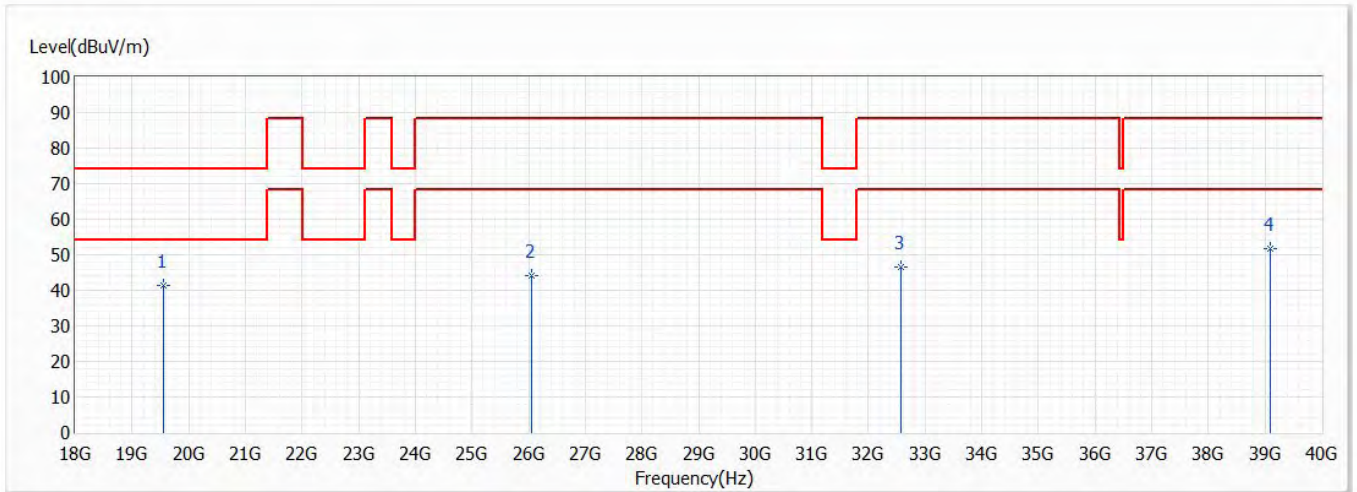


No	Frequency (MHz)	Emission Level (dBuV/m)	Limit (dBuV/m)	Margin (dB)	Reading Level (dBuV)	Correct Factor (dB)	Detector Type
* 1	13030.000	55.50	88.20	-32.70	41.81	13.69	PK

Note:

1. All reading above 1GHz is performed with peak and/or average measurements as necessary.
2. “ * ”, means this data is the worst value.
3. Emission Level = Reading Level + Correct Factor.
4. The average measurement was not performed when the peak measured data under the limit of average detection.

Model No	CR1000A	Site	CB4-H
Test Voltage	AC 120V/60Hz	Test Date	2021/3/23
Test Mode	Mode 1	Engineer	Elwin Lin
Polarity	Vertical	Temperature (°C)	19.0
Test Condition	802.11a,Ch113,6.515G,BW20M	Humidity (%RH)	58.0

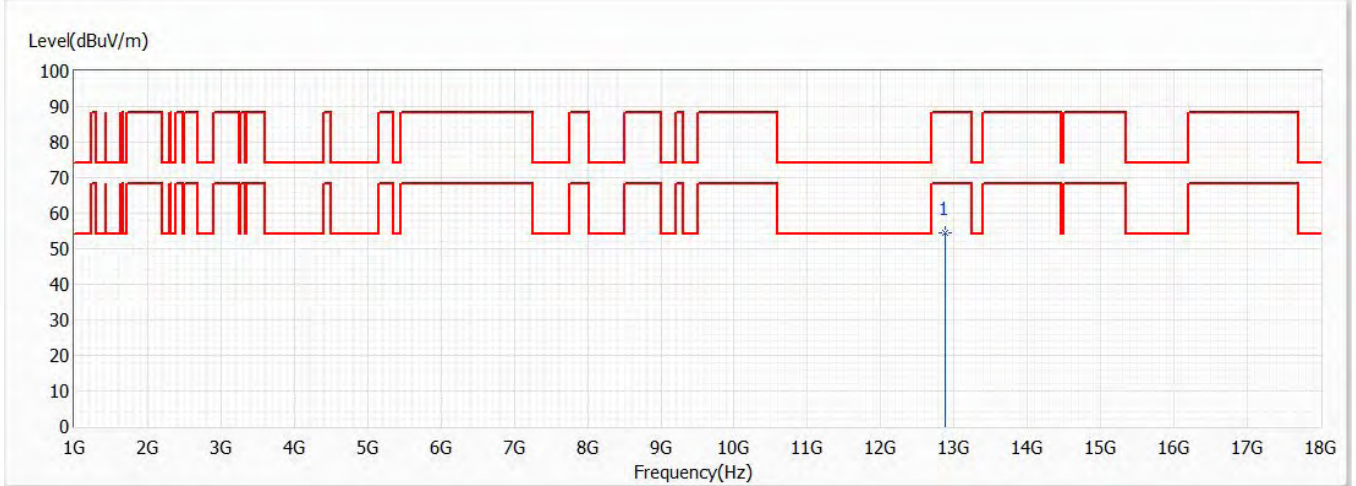


No	Frequency (MHz)	Emission Level (dBuV/m)	Limit (dBuV/m)	Margin (dB)	Reading Level (dBuV)	Correct Factor (dB)	Detector Type
* 1	19545.000	41.40	74.00	-32.60	48.10	-6.70	PK
2	26060.000	44.17	88.20	-44.03	48.44	-4.27	PK
3	32575.000	46.43	88.20	-41.77	46.89	-0.46	PK
4	39090.000	51.85	88.20	-36.35	47.07	4.78	PK

Note:

1. All reading above 1GHz is performed with peak and/or average measurements as necessary.
2. “ * ”, means this data is the worst value.
3. Emission Level = Reading Level + Correct Factor.
4. The average measurement was not performed when the peak measured data under the limit of average detection.

Model No	CR1000A	Site	CB4-H
Test Voltage	AC 120V/60Hz	Test Date	2021/3/15
Test Mode	Mode 1	Engineer	Elwin Lin
Polarity	Horizontal	Temperature (°C)	19.0
Test Condition	802.11ax,Ch97,6.435G,BW20M	Humidity (%RH)	58.0

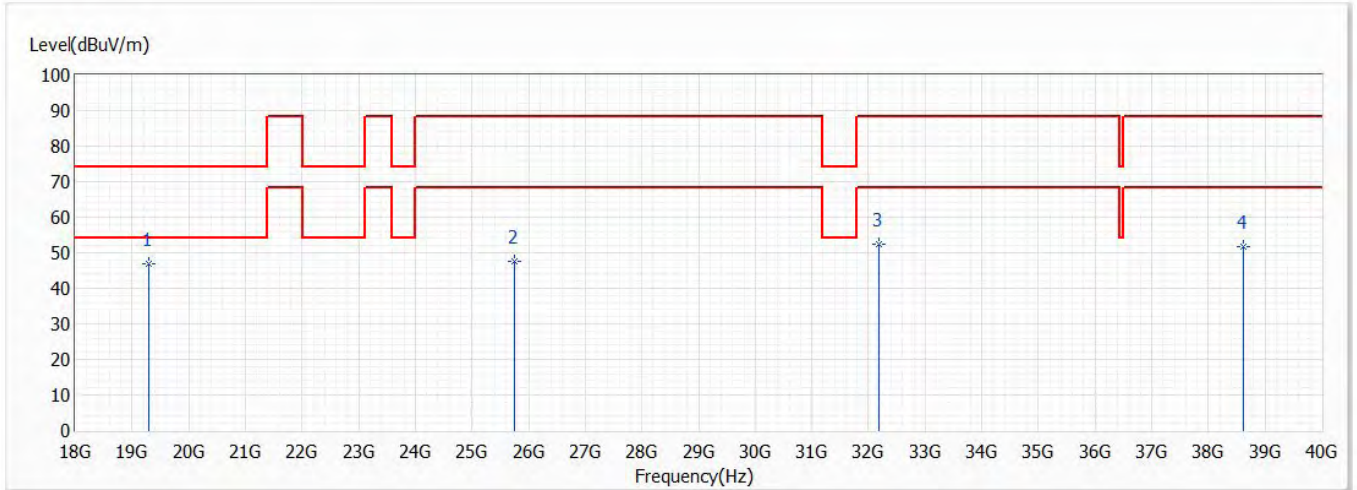


No	Frequency (MHz)	Emission Level (dBuV/m)	Limit (dBuV/m)	Margin (dB)	Reading Level (dBuV)	Correct Factor (dB)	Detector Type
* 1	12870.000	54.44	88.20	-33.76	40.89	13.55	PK

Note:

1. All reading above 1GHz is performed with peak and/or average measurements as necessary.
2. “ * ”, means this data is the worst value.
3. Emission Level = Reading Level + Correct Factor.
4. The average measurement was not performed when the peak measured data under the limit of average detection.

Model No	CR1000A	Site	CB4-H
Test Voltage	AC 120V/60Hz	Test Date	2021/3/23
Test Mode	Mode 1	Engineer	Elwin Lin
Polarity	Horizontal	Temperature (°C)	19.0
Test Condition	802.11ax,Ch97,6.435G,BW20M	Humidity (%RH)	58.0

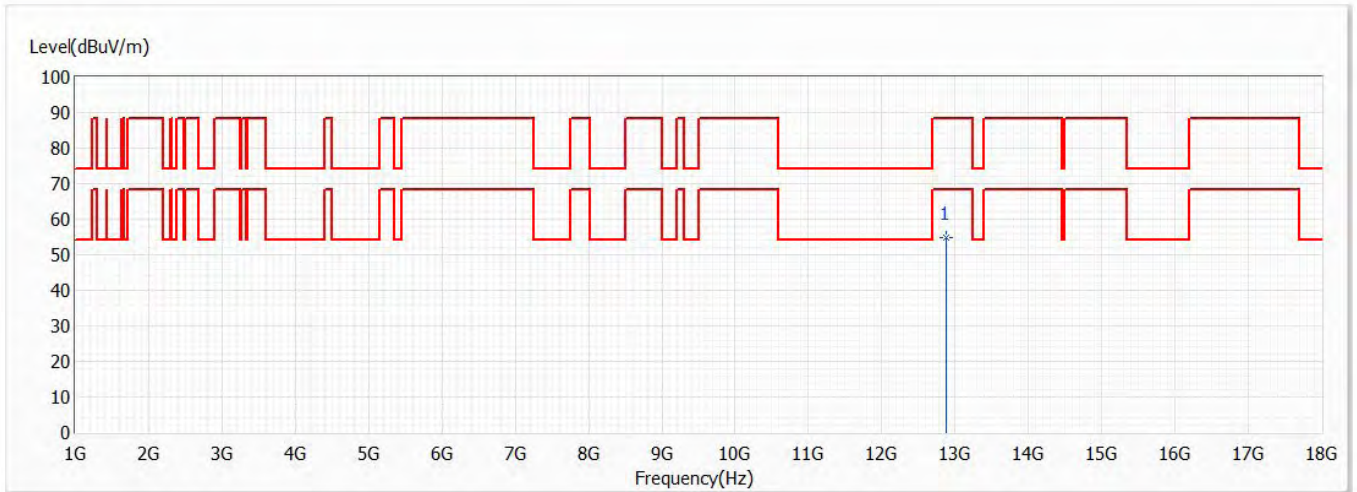


No	Frequency (MHz)	Emission Level (dBuV/m)	Limit (dBuV/m)	Margin (dB)	Reading Level (dBuV)	Correct Factor (dB)	Detector Type
* 1	19305.000	47.05	74.00	-26.95	54.36	-7.31	PK
2	25740.000	47.48	88.20	-40.72	52.15	-4.67	PK
3	32175.000	52.26	88.20	-35.94	53.35	-1.09	PK
4	38610.000	51.67	88.20	-36.53	48.64	3.03	PK

Note:

1. All reading above 1GHz is performed with peak and/or average measurements as necessary.
2. “ * ”, means this data is the worst value.
3. Emission Level = Reading Level + Correct Factor.
4. The average measurement was not performed when the peak measured data under the limit of average detection.

Model No	CR1000A	Site	CB4-H
Test Voltage	AC 120V/60Hz	Test Date	2021/3/15
Test Mode	Mode 1	Engineer	Elwin Lin
Polarity	Vertical	Temperature (°C)	19.0
Test Condition	802.11ax,Ch97,6.435G,BW20M	Humidity (%RH)	58.0

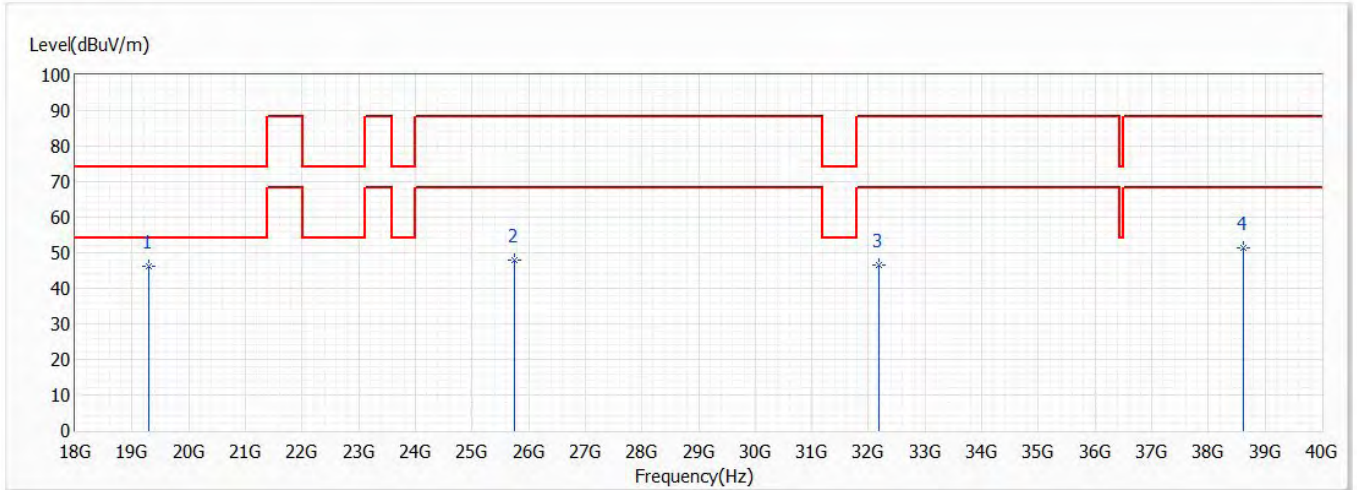


No	Frequency (MHz)	Emission Level (dBuV/m)	Limit (dBuV/m)	Margin (dB)	Reading Level (dBuV)	Correct Factor (dB)	Detector Type
* 1	12870.000	54.75	88.20	-33.45	41.20	13.55	PK

Note:

1. All reading above 1GHz is performed with peak and/or average measurements as necessary.
2. “ * ”, means this data is the worst value.
3. Emission Level = Reading Level + Correct Factor.
4. The average measurement was not performed when the peak measured data under the limit of average detection.

Model No	CR1000A	Site	CB4-H
Test Voltage	AC 120V/60Hz	Test Date	2021/3/23
Test Mode	Mode 1	Engineer	Elwin Lin
Polarity	Vertical	Temperature (°C)	19.0
Test Condition	802.11ax,Ch97,6.435G,BW20M	Humidity (%RH)	58.0

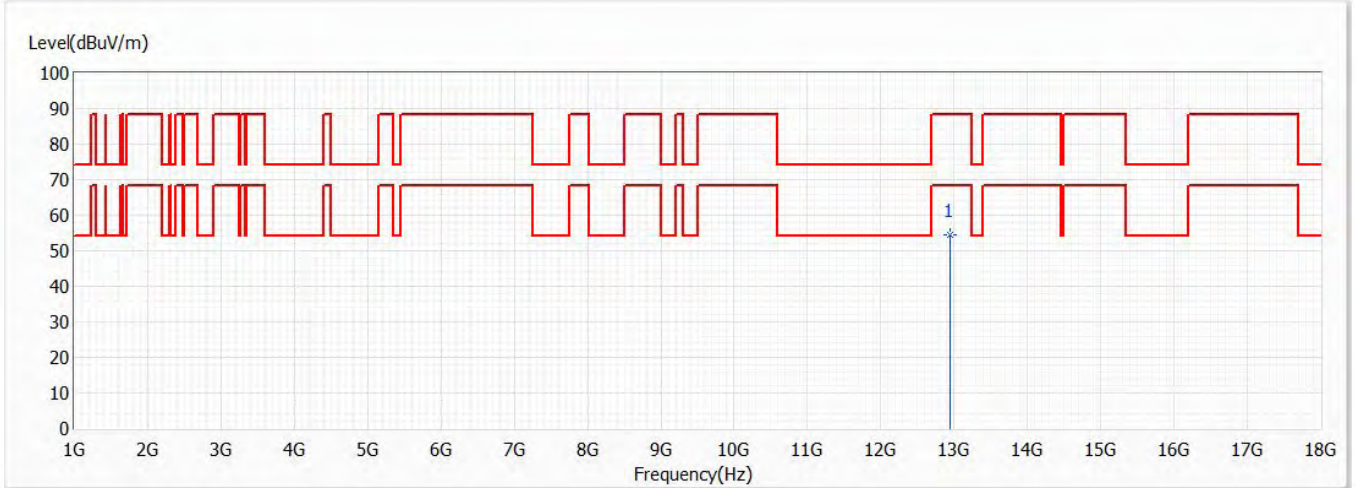


No	Frequency (MHz)	Emission Level (dBuV/m)	Limit (dBuV/m)	Margin (dB)	Reading Level (dBuV)	Correct Factor (dB)	Detector Type
* 1	19305.000	46.32	74.00	-27.68	53.63	-7.31	PK
2	25740.000	47.76	88.20	-40.44	52.43	-4.67	PK
3	32175.000	46.48	88.20	-41.72	47.57	-1.09	PK
4	38610.000	51.31	88.20	-36.89	48.28	3.03	PK

Note:

1. All reading above 1GHz is performed with peak and/or average measurements as necessary.
2. “ * ”, means this data is the worst value.
3. Emission Level = Reading Level + Correct Factor.
4. The average measurement was not performed when the peak measured data under the limit of average detection.

Model No	CR1000A	Site	CB4-H
Test Voltage	AC 120V/60Hz	Test Date	2021/3/15
Test Mode	Mode 1	Engineer	Elwin Lin
Polarity	Horizontal	Temperature (°C)	19.0
Test Condition	802.11ax,Ch105,6.475G,BW20M	Humidity (%RH)	58.0

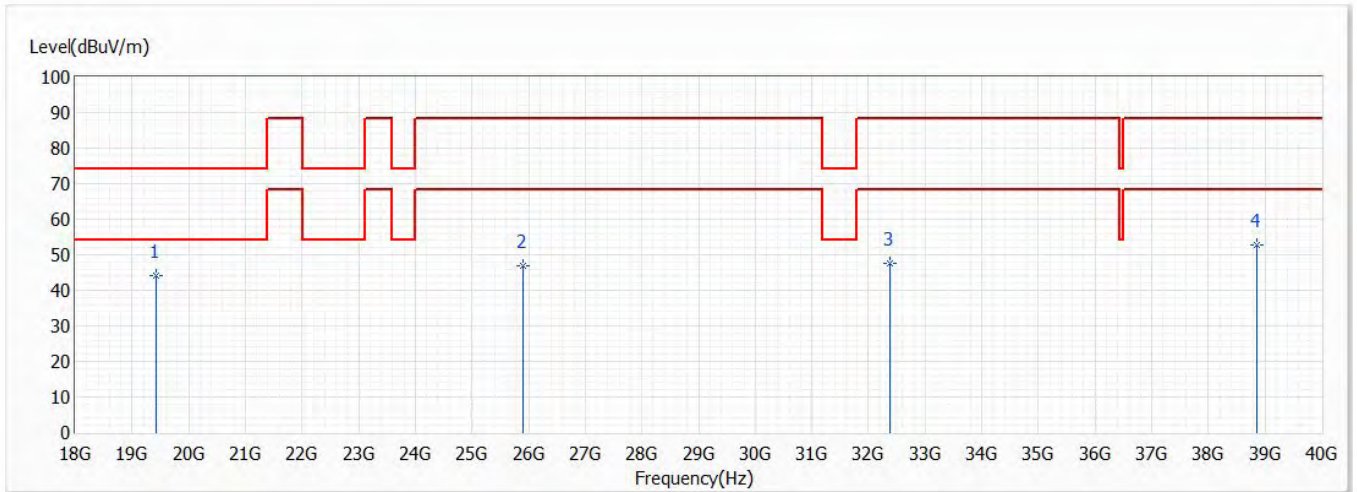


No	Frequency (MHz)	Emission Level (dBuV/m)	Limit (dBuV/m)	Margin (dB)	Reading Level (dBuV)	Correct Factor (dB)	Detector Type
* 1	12950.000	54.52	88.20	-33.68	40.93	13.59	PK

Note:

1. All reading above 1GHz is performed with peak and/or average measurements as necessary.
2. “ * ”, means this data is the worst value.
3. Emission Level = Reading Level + Correct Factor.
4. The average measurement was not performed when the peak measured data under the limit of average detection.

Model No	CR1000A	Site	CB4-H
Test Voltage	AC 120V/60Hz	Test Date	2021/3/23
Test Mode	Mode 1	Engineer	Elwin Lin
Polarity	Horizontal	Temperature (°C)	19.0
Test Condition	802.11ax,Ch105,6.475G,BW20M	Humidity (%RH)	58.0

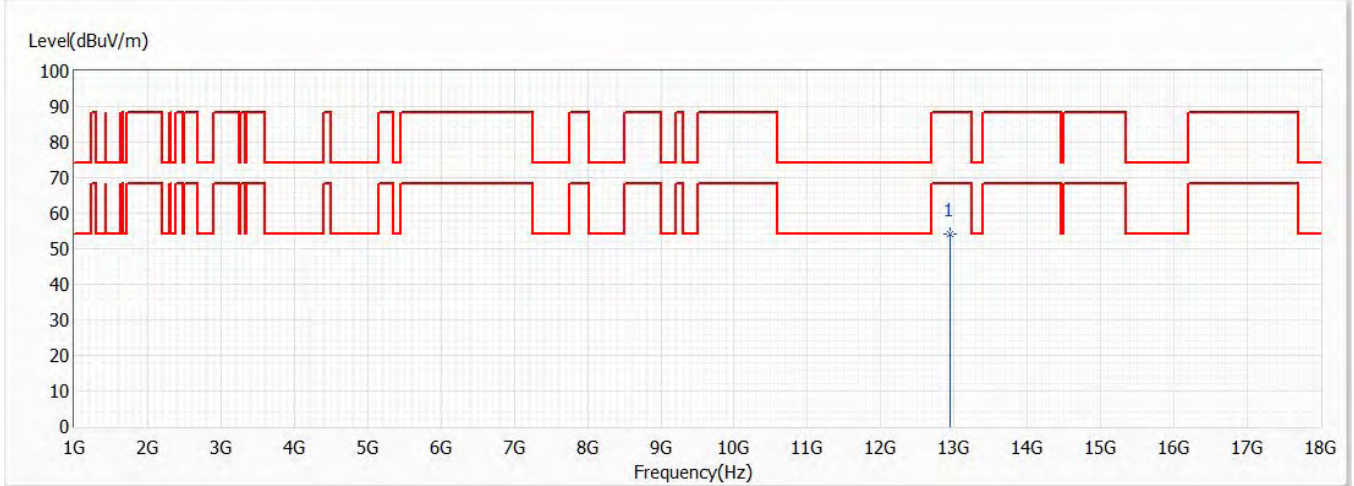


No	Frequency (MHz)	Emission Level (dBuV/m)	Limit (dBuV/m)	Margin (dB)	Reading Level (dBuV)	Correct Factor (dB)	Detector Type
* 1	19425.000	44.05	74.00	-29.95	51.02	-6.97	PK
2	25900.000	47.02	88.20	-41.18	51.52	-4.50	PK
3	32375.000	47.59	88.20	-40.61	48.36	-0.77	PK
4	38850.000	52.93	88.20	-35.27	48.96	3.97	PK

Note:

1. All reading above 1GHz is performed with peak and/or average measurements as necessary.
2. “ * ”, means this data is the worst value.
3. Emission Level = Reading Level + Correct Factor.
4. The average measurement was not performed when the peak measured data under the limit of average detection.

Model No	CR1000A	Site	CB4-H
Test Voltage	AC 120V/60Hz	Test Date	2021/3/15
Test Mode	Mode 1	Engineer	Elwin Lin
Polarity	Vertical	Temperature (°C)	19.0
Test Condition	802.11ax,Ch105,6.475G,BW20M	Humidity (%RH)	58.0

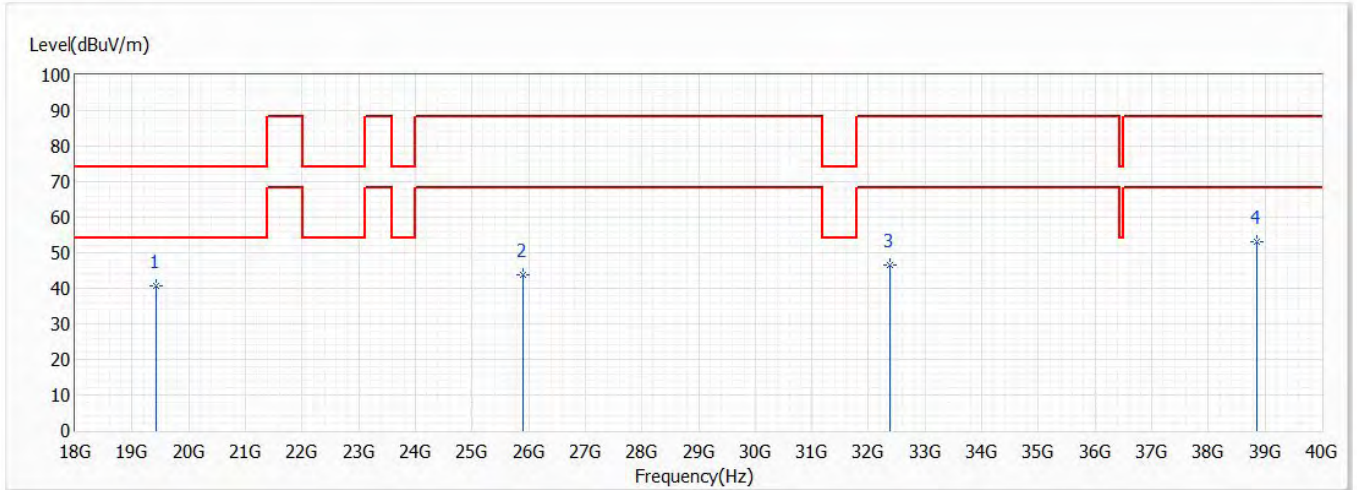


No	Frequency (MHz)	Emission Level (dBuV/m)	Limit (dBuV/m)	Margin (dB)	Reading Level (dBuV)	Correct Factor (dB)	Detector Type
* 1	12950.000	54.28	88.20	-33.92	40.69	13.59	PK

Note:

1. All reading above 1GHz is performed with peak and/or average measurements as necessary.
2. “ * ”, means this data is the worst value.
3. Emission Level = Reading Level + Correct Factor.
4. The average measurement was not performed when the peak measured data under the limit of average detection.

Model No	CR1000A	Site	CB4-H
Test Voltage	AC 120V/60Hz	Test Date	2021/3/23
Test Mode	Mode 1	Engineer	Elwin Lin
Polarity	Vertical	Temperature (°C)	19.0
Test Condition	802.11ax,Ch105,6.475G,BW20M	Humidity (%RH)	58.0

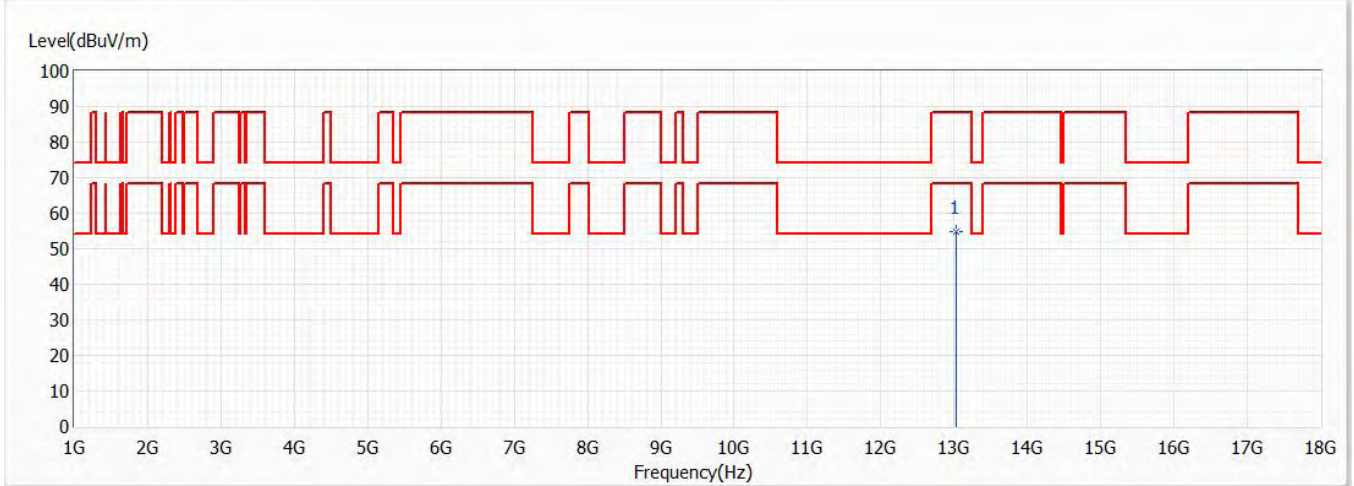


No	Frequency (MHz)	Emission Level (dBuV/m)	Limit (dBuV/m)	Margin (dB)	Reading Level (dBuV)	Correct Factor (dB)	Detector Type
* 1	19425.000	40.80	74.00	-33.20	47.77	-6.97	PK
2	25900.000	43.86	88.20	-44.34	48.36	-4.50	PK
3	32375.000	46.49	88.20	-41.71	47.26	-0.77	PK
4	38850.000	53.05	88.20	-35.15	49.08	3.97	PK

Note:

1. All reading above 1GHz is performed with peak and/or average measurements as necessary.
2. “ * ”, means this data is the worst value.
3. Emission Level = Reading Level + Correct Factor.
4. The average measurement was not performed when the peak measured data under the limit of average detection.

Model No	CR1000A	Site	CB4-H
Test Voltage	AC 120V/60Hz	Test Date	2021/3/15
Test Mode	Mode 1	Engineer	Elwin Lin
Polarity	Horizontal	Temperature (°C)	19.0
Test Condition	802.11ax,Ch113,6.515G,BW20M	Humidity (%RH)	58.0

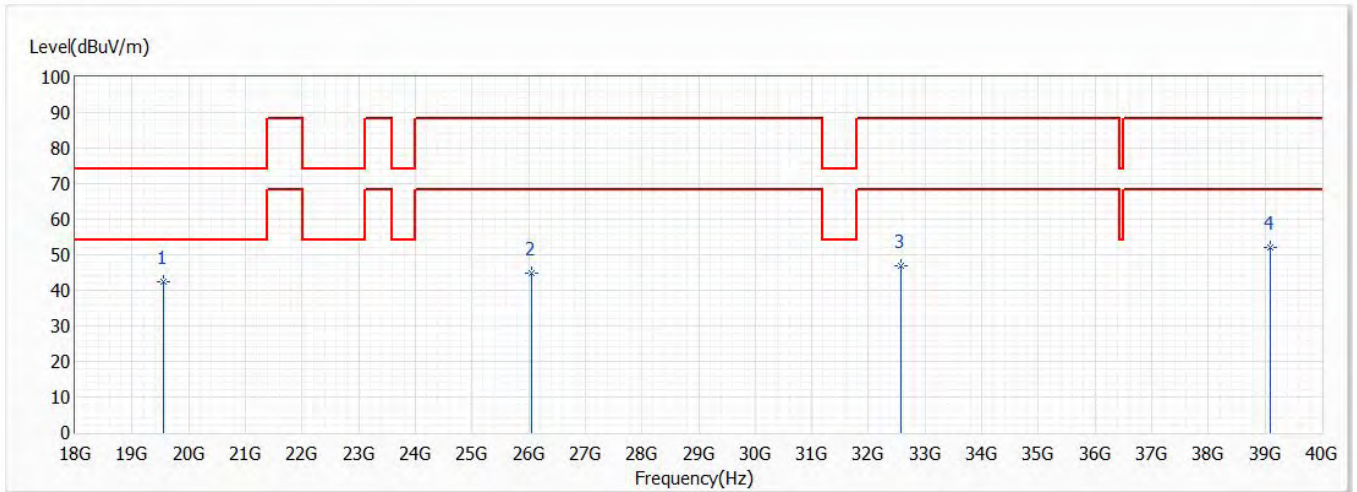


No	Frequency (MHz)	Emission Level (dBuV/m)	Limit (dBuV/m)	Margin (dB)	Reading Level (dBuV)	Correct Factor (dB)	Detector Type
* 1	13030.000	54.82	88.20	-33.38	41.13	13.69	PK

Note:

1. All reading above 1GHz is performed with peak and/or average measurements as necessary.
2. “ * ”, means this data is the worst value.
3. Emission Level = Reading Level + Correct Factor.
4. The average measurement was not performed when the peak measured data under the limit of average detection.

Model No	CR1000A	Site	CB4-H
Test Voltage	AC 120V/60Hz	Test Date	2021/3/23
Test Mode	Mode 1	Engineer	Elwin Lin
Polarity	Horizontal	Temperature (°C)	19.0
Test Condition	802.11ax,Ch113,6.515G,BW20M	Humidity (%RH)	58.0

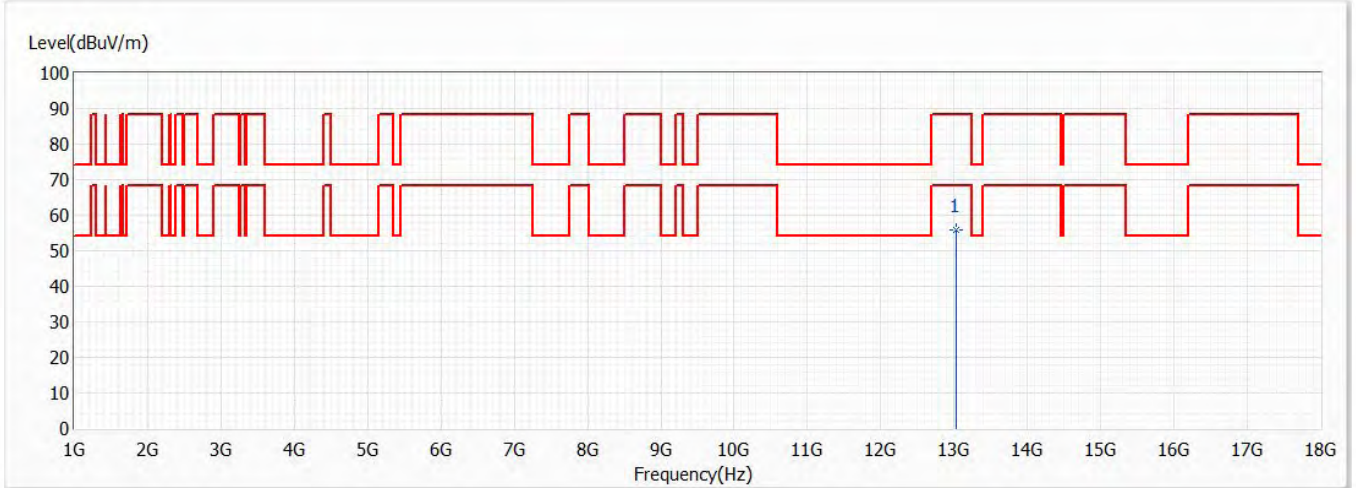


No	Frequency (MHz)	Emission Level (dBuV/m)	Limit (dBuV/m)	Margin (dB)	Reading Level (dBuV)	Correct Factor (dB)	Detector Type
* 1	19545.000	42.50	74.00	-31.50	49.20	-6.70	PK
2	26060.000	44.98	88.20	-43.22	49.25	-4.27	PK
3	32575.000	46.88	88.20	-41.32	47.34	-0.46	PK
4	39090.000	52.14	88.20	-36.06	47.36	4.78	PK

Note:

1. All reading above 1GHz is performed with peak and/or average measurements as necessary.
2. “ * ”, means this data is the worst value.
3. Emission Level = Reading Level + Correct Factor.
4. The average measurement was not performed when the peak measured data under the limit of average detection.

Model No	CR1000A	Site	CB4-H
Test Voltage	AC 120V/60Hz	Test Date	2021/3/15
Test Mode	Mode 1	Engineer	Elwin Lin
Polarity	Vertical	Temperature (°C)	19.0
Test Condition	802.11ax,Ch113,6.515G,BW20M	Humidity (%RH)	58.0

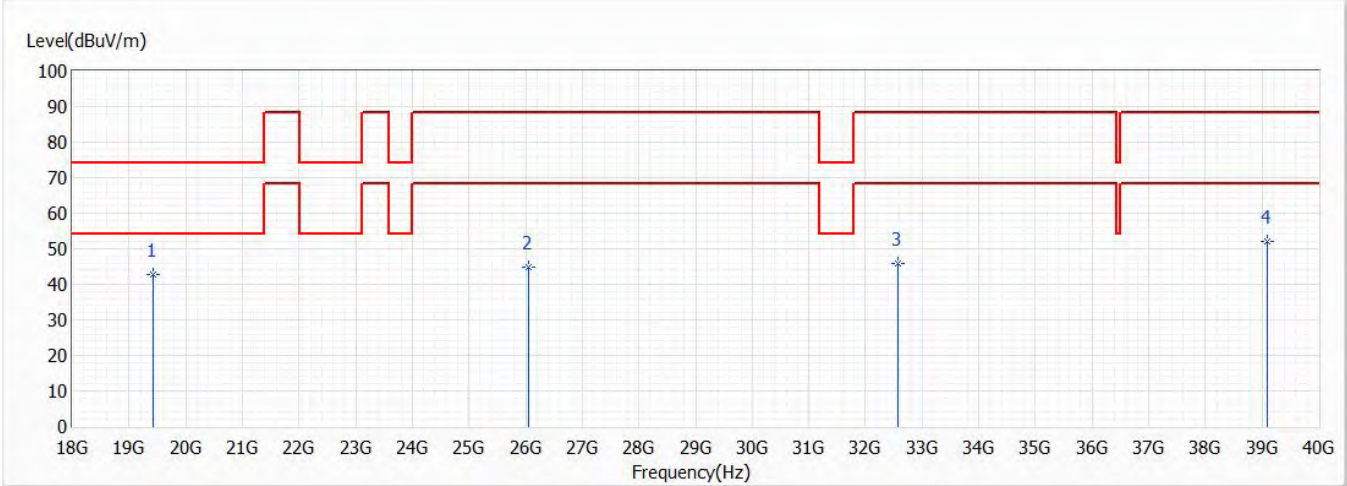


No	Frequency (MHz)	Emission Level (dBuV/m)	Limit (dBuV/m)	Margin (dB)	Reading Level (dBuV)	Correct Factor (dB)	Detector Type
* 1	13030.000	55.70	88.20	-32.50	42.01	13.69	PK

Note:

1. All reading above 1GHz is performed with peak and/or average measurements as necessary.
2. “ * ”, means this data is the worst value.
3. Emission Level = Reading Level + Correct Factor.
4. The average measurement was not performed when the peak measured data under the limit of average detection.

Model No	CR1000A	Site	CB4-H
Test Voltage	AC 120V/60Hz	Test Date	2021/3/23
Test Mode	Mode 1	Engineer	Elwin Lin
Polarity	Vertical	Temperature (°C)	19.0
Test Condition	802.11ax,Ch113,6.515G,BW20M	Humidity (%RH)	58.0

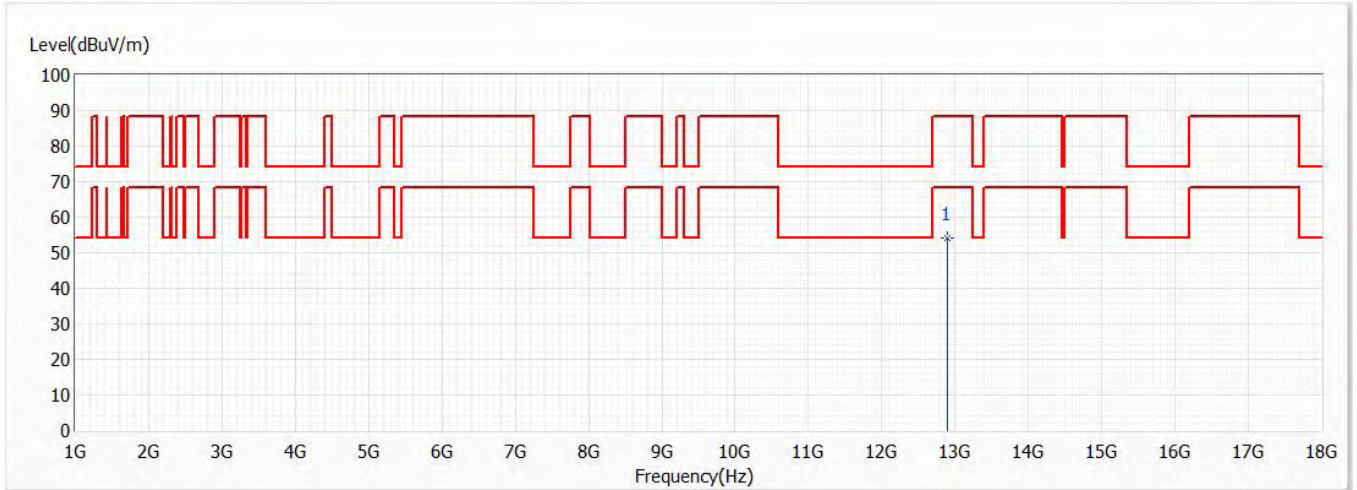


No	Frequency (MHz)	Emission Level (dBuV/m)	Limit (dBuV/m)	Margin (dB)	Reading Level (dBuV)	Correct Factor (dB)	Detector Type
* 1	19425.000	42.60	74.00	-31.40	49.57	-6.97	PK
2	26060.000	44.74	88.20	-43.46	49.01	-4.27	PK
3	32575.000	45.92	88.20	-42.28	46.38	-0.46	PK
4	39090.000	52.04	88.20	-36.16	47.26	4.78	PK

Note:

1. All reading above 1GHz is performed with peak and/or average measurements as necessary.
2. “ * ”, means this data is the worst value.
3. Emission Level = Reading Level + Correct Factor.
4. The average measurement was not performed when the peak measured data under the limit of average detection.

Model No	CR1000A	Site	CB4-H
Test Voltage	AC 120V/60Hz	Test Date	2021/3/15
Test Mode	Mode 1	Engineer	Elwin Lin
Polarity	Horizontal	Temperature (°C)	19.0
Test Condition	802.11ax,Ch99,6.445G,BW40M	Humidity (%RH)	58.0

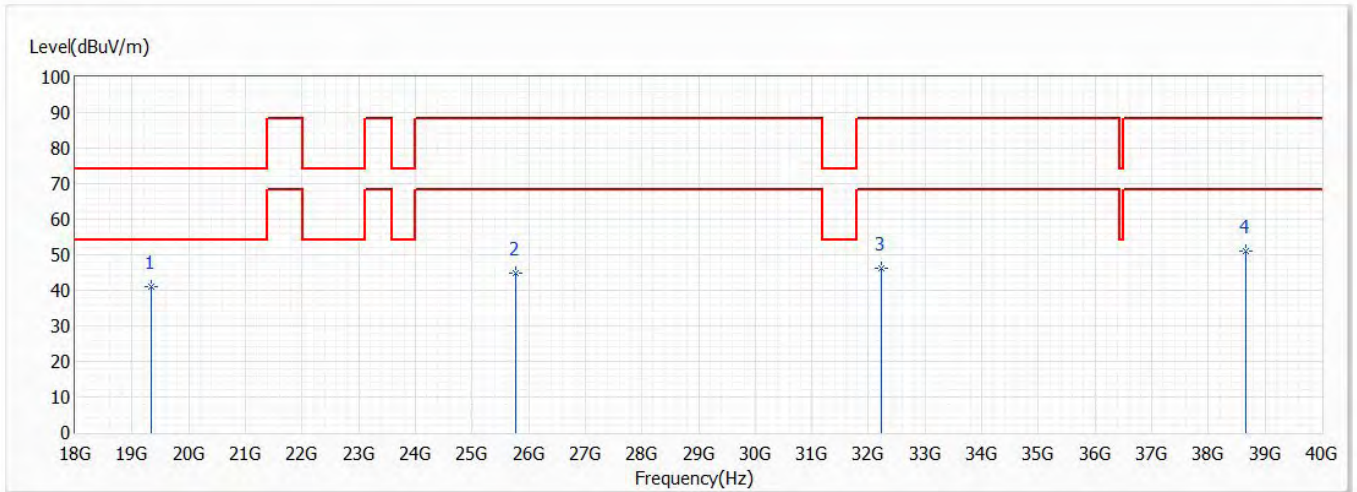


No	Frequency (MHz)	Emission Level (dBuV/m)	Limit (dBuV/m)	Margin (dB)	Reading Level (dBuV)	Correct Factor (dB)	Detector Type
* 1	12890.000	54.26	88.20	-33.94	40.74	13.52	PK

Note:

1. All reading above 1GHz is performed with peak and/or average measurements as necessary.
2. “ * ”, means this data is the worst value.
3. Emission Level = Reading Level + Correct Factor.
4. The average measurement was not performed when the peak measured data under the limit of average detection.

Model No	CR1000A	Site	CB4-H
Test Voltage	AC 120V/60Hz	Test Date	2021/3/23
Test Mode	Mode 1	Engineer	Elwin Lin
Polarity	Horizontal	Temperature (°C)	19.0
Test Condition	802.11ax,Ch99,6.445G,BW40M	Humidity (%RH)	58.0

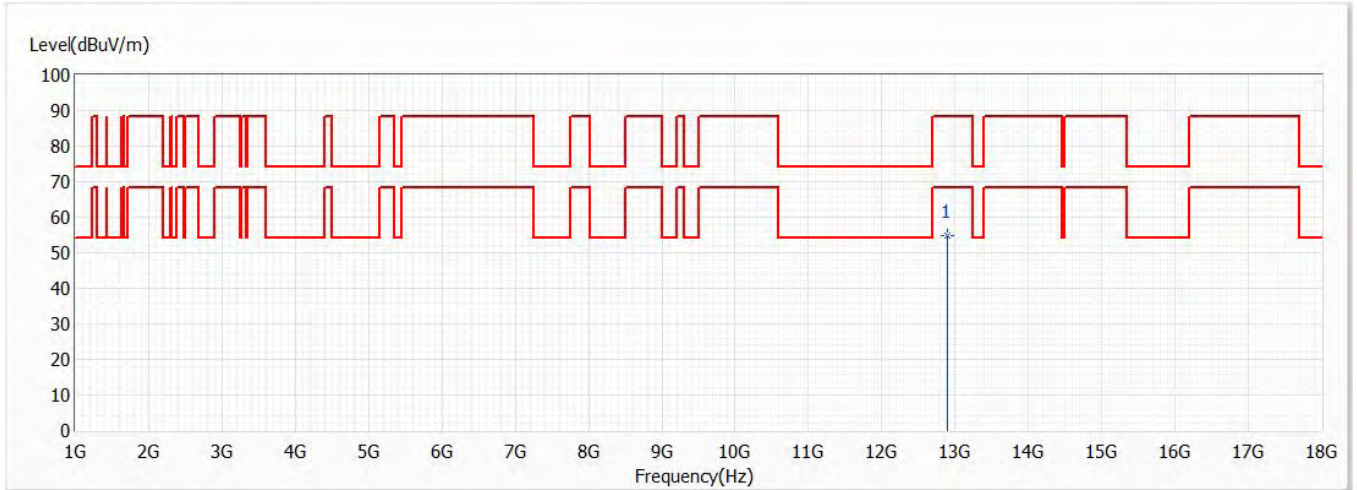


No	Frequency (MHz)	Emission Level (dBuV/m)	Limit (dBuV/m)	Margin (dB)	Reading Level (dBuV)	Correct Factor (dB)	Detector Type
* 1	19335.000	41.19	74.00	-32.81	48.42	-7.23	PK
2	25780.000	44.94	88.20	-43.26	49.58	-4.64	PK
3	32225.000	46.14	88.20	-42.06	47.15	-1.01	PK
4	38670.000	50.90	88.20	-37.30	47.62	3.28	PK

Note:

1. All reading above 1GHz is performed with peak and/or average measurements as necessary.
2. “ * ”, means this data is the worst value.
3. Emission Level = Reading Level + Correct Factor.
4. The average measurement was not performed when the peak measured data under the limit of average detection.

Model No	CR1000A	Site	CB4-H
Test Voltage	AC 120V/60Hz	Test Date	2021/3/15
Test Mode	Mode 1	Engineer	Elwin Lin
Polarity	Vertical	Temperature (°C)	19.0
Test Condition	802.11ax,Ch99,6.445G,BW40M	Humidity (%RH)	58.0

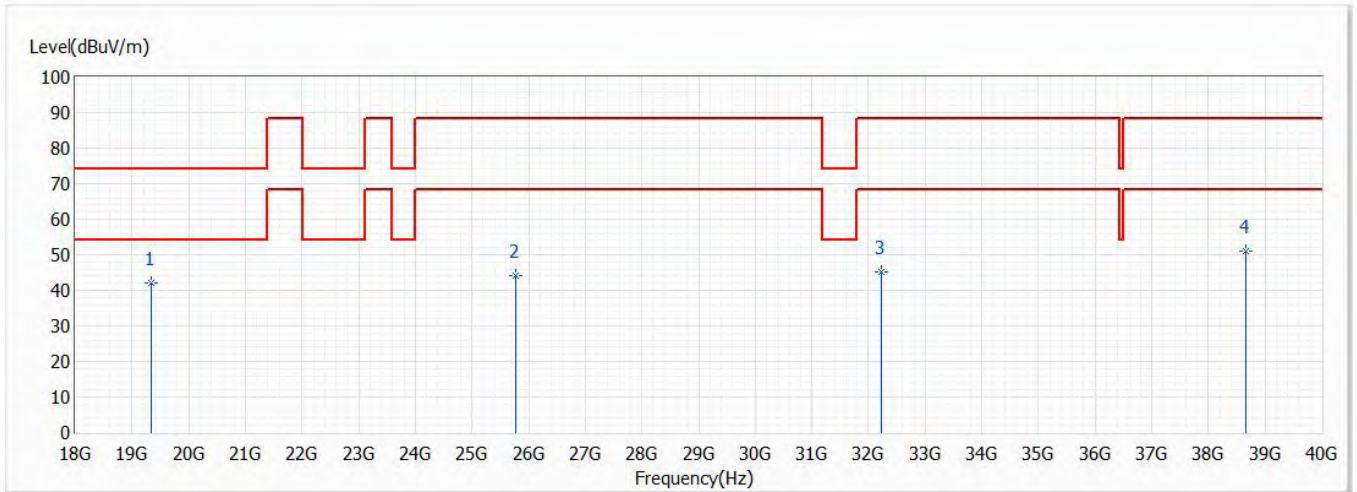


No	Frequency (MHz)	Emission Level (dBuV/m)	Limit (dBuV/m)	Margin (dB)	Reading Level (dBuV)	Correct Factor (dB)	Detector Type
* 1	12890.000	54.78	88.20	-33.42	41.26	13.52	PK

Note:

1. All reading above 1GHz is performed with peak and/or average measurements as necessary.
2. “ * ”, means this data is the worst value.
3. Emission Level = Reading Level + Correct Factor.
4. The average measurement was not performed when the peak measured data under the limit of average detection.

Model No	CR1000A	Site	CB4-H
Test Voltage	AC 120V/60Hz	Test Date	2021/3/23
Test Mode	Mode 1	Engineer	Elwin Lin
Polarity	Vertical	Temperature (°C)	19.0
Test Condition	802.11ax,Ch99,6.445G,BW40M	Humidity (%RH)	58.0

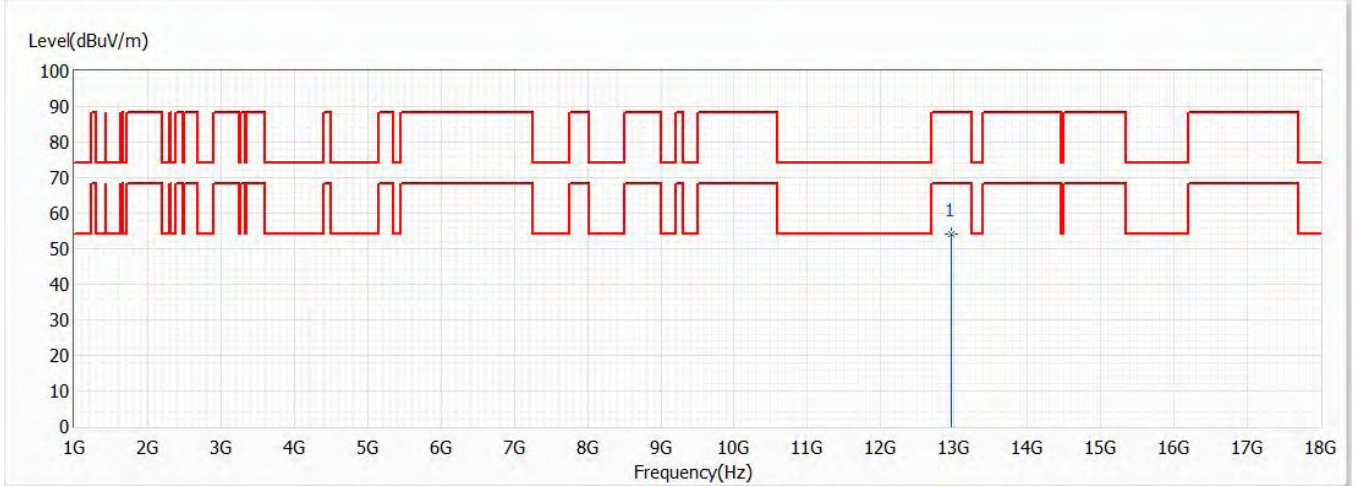


No	Frequency (MHz)	Emission Level (dBuV/m)	Limit (dBuV/m)	Margin (dB)	Reading Level (dBuV)	Correct Factor (dB)	Detector Type
* 1	19335.000	42.07	74.00	-31.93	49.30	-7.23	PK
2	25780.000	43.99	88.20	-44.21	48.63	-4.64	PK
3	32225.000	45.13	88.20	-43.07	46.14	-1.01	PK
4	38670.000	50.99	88.20	-37.21	47.71	3.28	PK

Note:

1. All reading above 1GHz is performed with peak and/or average measurements as necessary.
2. “ * ”, means this data is the worst value.
3. Emission Level = Reading Level + Correct Factor.
4. The average measurement was not performed when the peak measured data under the limit of average detection.

Model No	CR1000A	Site	CB4-H
Test Voltage	AC 120V/60Hz	Test Date	2021/3/15
Test Mode	Mode 1	Engineer	Elwin Lin
Polarity	Horizontal	Temperature (°C)	19.0
Test Condition	802.11ax,Ch107,6.485G,BW40M	Humidity (%RH)	58.0

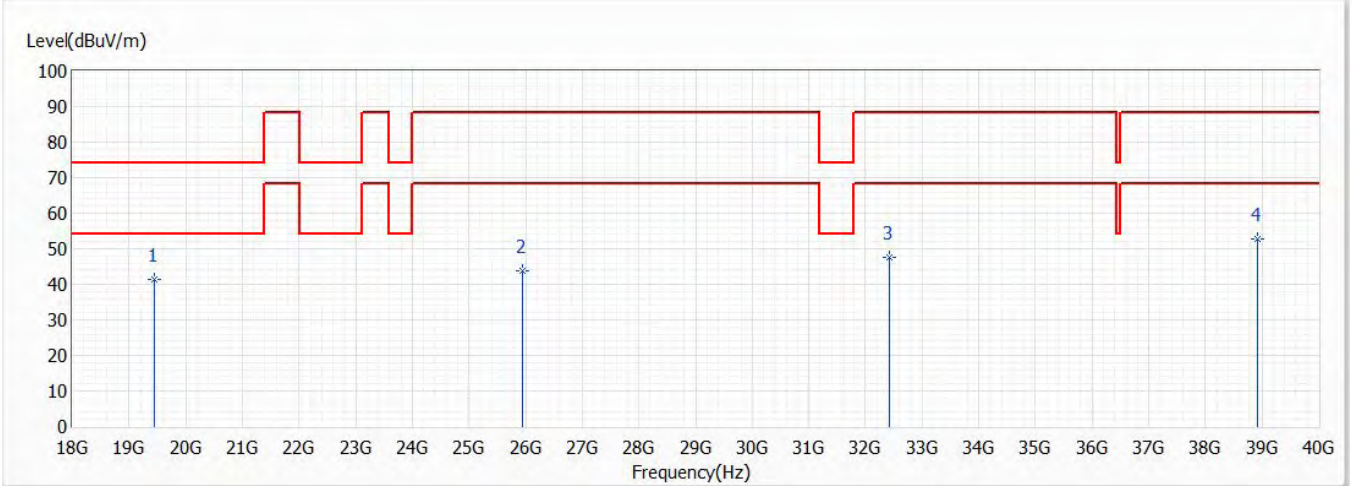


No	Frequency (MHz)	Emission Level (dBuV/m)	Limit (dBuV/m)	Margin (dB)	Reading Level (dBuV)	Correct Factor (dB)	Detector Type
* 1	12970.000	54.06	88.20	-34.14	40.44	13.62	PK

Note:

1. All reading above 1GHz is performed with peak and/or average measurements as necessary.
2. “ * ”, means this data is the worst value.
3. Emission Level = Reading Level + Correct Factor.
4. The average measurement was not performed when the peak measured data under the limit of average detection.

Model No	CR1000A	Site	CB4-H
Test Voltage	AC 120V/60Hz	Test Date	2021/3/23
Test Mode	Mode 1	Engineer	Elwin Lin
Polarity	Horizontal	Temperature (°C)	19.0
Test Condition	802.11ax,Ch107,6.485G,BW40M	Humidity (%RH)	58.0

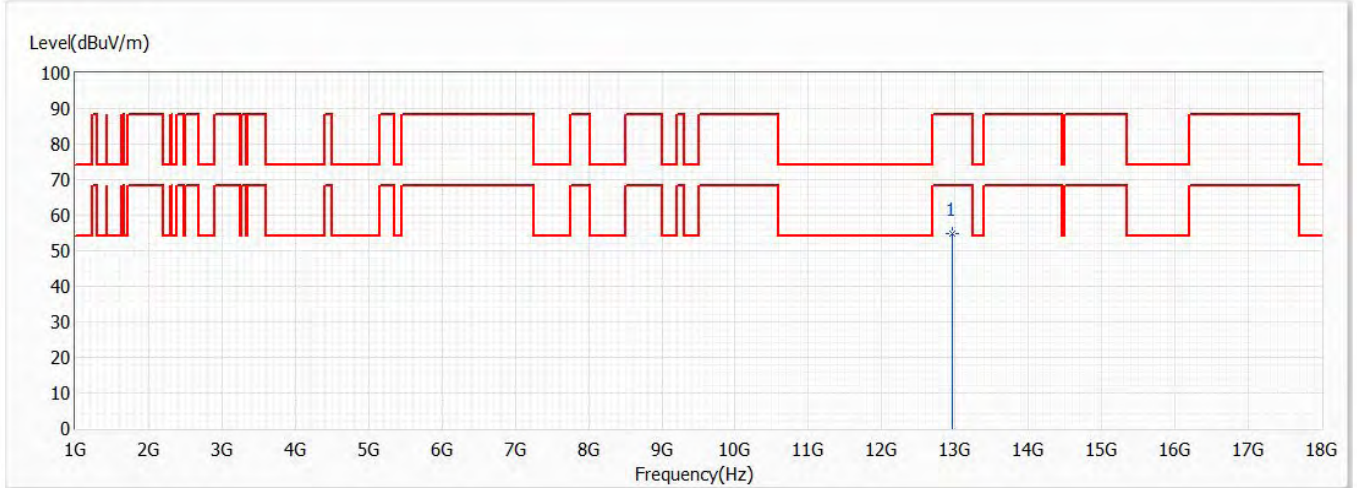


No	Frequency (MHz)	Emission Level (dBuV/m)	Limit (dBuV/m)	Margin (dB)	Reading Level (dBuV)	Correct Factor (dB)	Detector Type
* 1	19455.000	41.41	74.00	-32.59	48.30	-6.89	PK
2	25940.000	43.88	88.20	-44.32	48.33	-4.45	PK
3	32425.000	47.73	88.20	-40.47	48.43	-0.70	PK
4	38910.000	52.59	88.20	-35.61	48.41	4.18	PK

Note:

1. All reading above 1GHz is performed with peak and/or average measurements as necessary.
2. “ * ”, means this data is the worst value.
3. Emission Level = Reading Level + Correct Factor.
4. The average measurement was not performed when the peak measured data under the limit of average detection.

Model No	CR1000A	Site	CB4-H
Test Voltage	AC 120V/60Hz	Test Date	2021/3/15
Test Mode	Mode 1	Engineer	Elwin Lin
Polarity	Vertical	Temperature (°C)	19.0
Test Condition	802.11ax,Ch107,6.485G,BW40M	Humidity (%RH)	58.0

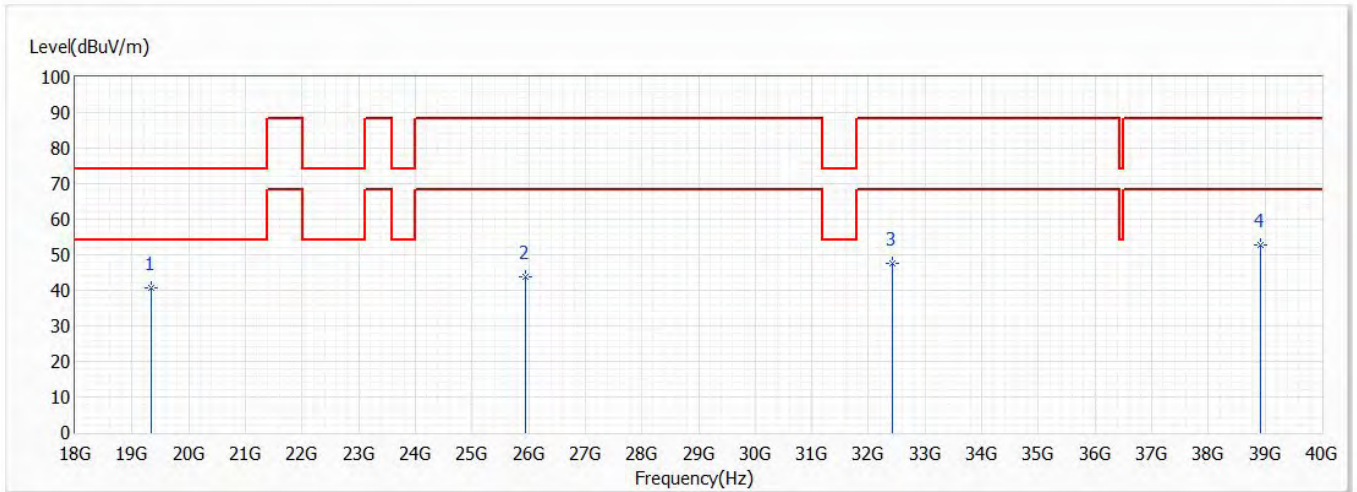


No	Frequency (MHz)	Emission Level (dBuV/m)	Limit (dBuV/m)	Margin (dB)	Reading Level (dBuV)	Correct Factor (dB)	Detector Type
* 1	12970.000	54.92	88.20	-33.28	41.30	13.62	PK

Note:

1. All reading above 1GHz is performed with peak and/or average measurements as necessary.
2. “ * ”, means this data is the worst value.
3. Emission Level = Reading Level + Correct Factor.
4. The average measurement was not performed when the peak measured data under the limit of average detection.

Model No	CR1000A	Site	CB4-H
Test Voltage	AC 120V/60Hz	Test Date	2021/3/23
Test Mode	Mode 1	Engineer	Elwin Lin
Polarity	Vertical	Temperature (°C)	19.0
Test Condition	802.11ax,Ch107,6.485G,BW40M	Humidity (%RH)	58.0

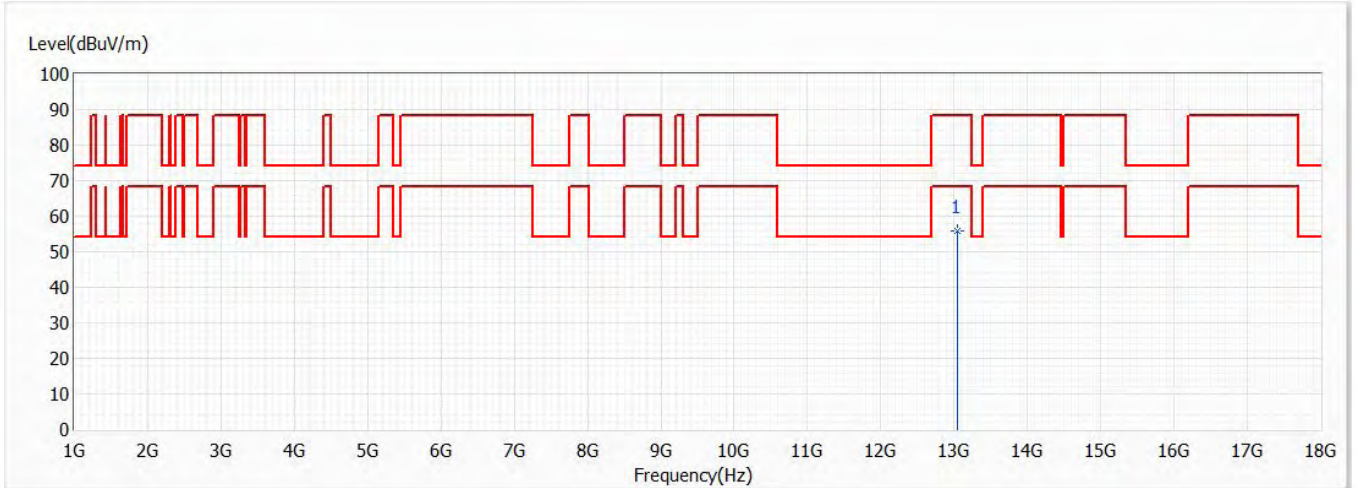


No	Frequency (MHz)	Emission Level (dBuV/m)	Limit (dBuV/m)	Margin (dB)	Reading Level (dBuV)	Correct Factor (dB)	Detector Type
* 1	19335.000	40.62	74.00	-33.38	47.85	-7.23	PK
2	25940.000	43.90	88.20	-44.30	48.35	-4.45	PK
3	32425.000	47.45	88.20	-40.75	48.15	-0.70	PK
4	38910.000	52.80	88.20	-35.40	48.62	4.18	PK

Note:

1. All reading above 1GHz is performed with peak and/or average measurements as necessary.
2. “ * ”, means this data is the worst value.
3. Emission Level = Reading Level + Correct Factor.
4. The average measurement was not performed when the peak measured data under the limit of average detection.

Model No	CR1000A	Site	CB4-H
Test Voltage	AC 120V/60Hz	Test Date	2021/5/25
Test Mode	Mode 1	Engineer	Elwin Lin
Polarity	Horizontal	Temperature (°C)	19.0
Test Condition	802.11ax,Ch115,6.525G,BW40M	Humidity (%RH)	58.0

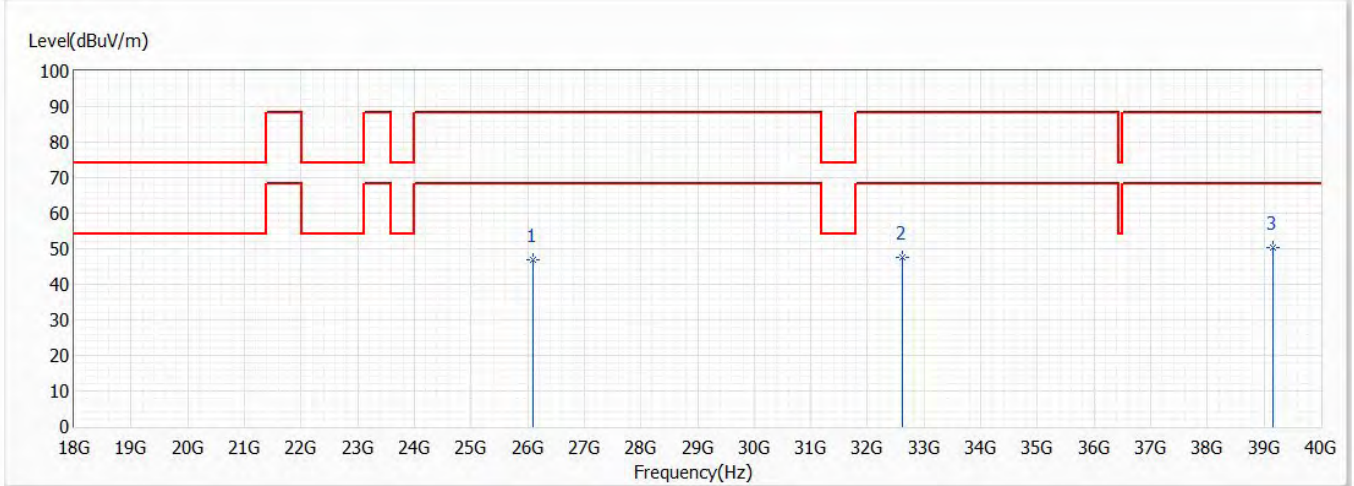


No	Frequency (MHz)	Emission Level (dBuV/m)	Limit (dBuV/m)	Margin (dB)	Reading Level (dBuV)	Correct Factor (dB)	Detector Type
* 1	13050.000	55.73	88.20	-32.47	42.04	13.69	PK

Note:

1. All reading above 1GHz is performed with peak and/or average measurements as necessary.
2. “ * ”, means this data is the worst value.
3. Emission Level = Reading Level + Correct Factor.
4. The average measurement was not performed when the peak measured data under the limit of average detection.

Model No	CR1000A	Site	CB4-H
Test Voltage	AC 120V/60Hz	Test Date	2021/3/23
Test Mode	Mode 1	Engineer	Elwin Lin
Polarity	Horizontal	Temperature (°C)	19.0
Test Condition	802.11ax,Ch115,6.525G,BW40M	Humidity (%RH)	58.0

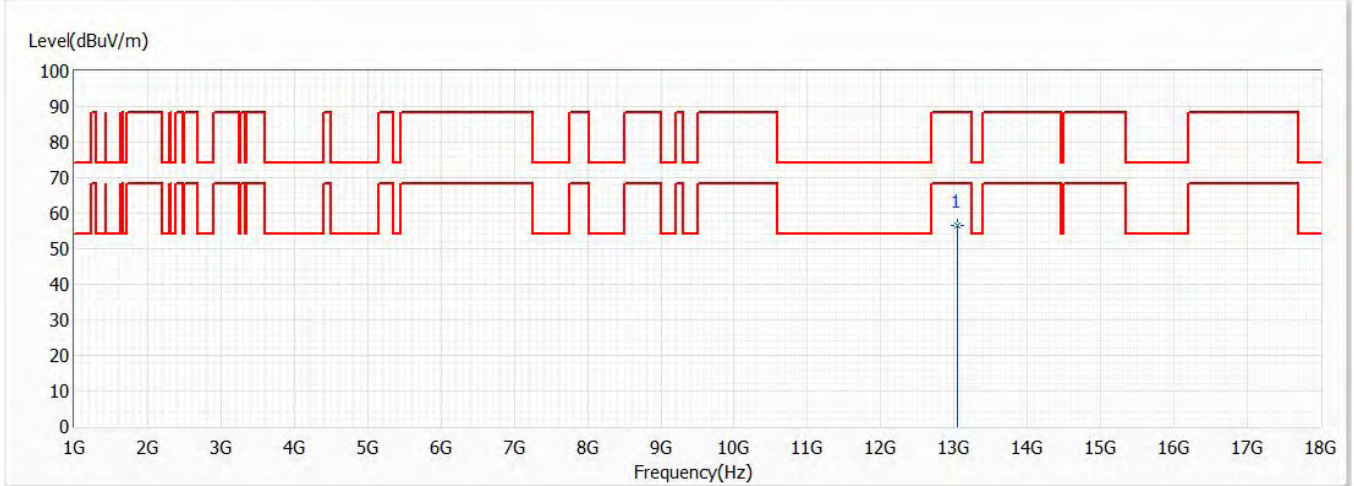


No	Frequency (MHz)	Emission Level (dBuV/m)	Limit (dBuV/m)	Margin (dB)	Reading Level (dBuV)	Correct Factor (dB)	Detector Type
1	26100.000	46.83	88.20	-41.37	51.00	-4.17	PK
2	32625.000	47.71	88.20	-40.49	48.10	-0.39	PK
* 3	39150.000	50.37	88.20	-37.83	45.39	4.98	PK

Note:

1. All reading above 1GHz is performed with peak and/or average measurements as necessary.
2. “ * ”, means this data is the worst value.
3. Emission Level = Reading Level + Correct Factor.
4. The average measurement was not performed when the peak measured data under the limit of average detection.

Model No	CR1000A	Site	CB4-H
Test Voltage	AC 120V/60Hz	Test Date	2021/5/25
Test Mode	Mode 1	Engineer	Elwin Lin
Polarity	Vertical	Temperature (°C)	19.0
Test Condition	802.11ax,Ch115,6.525G,BW40M	Humidity (%RH)	58.0

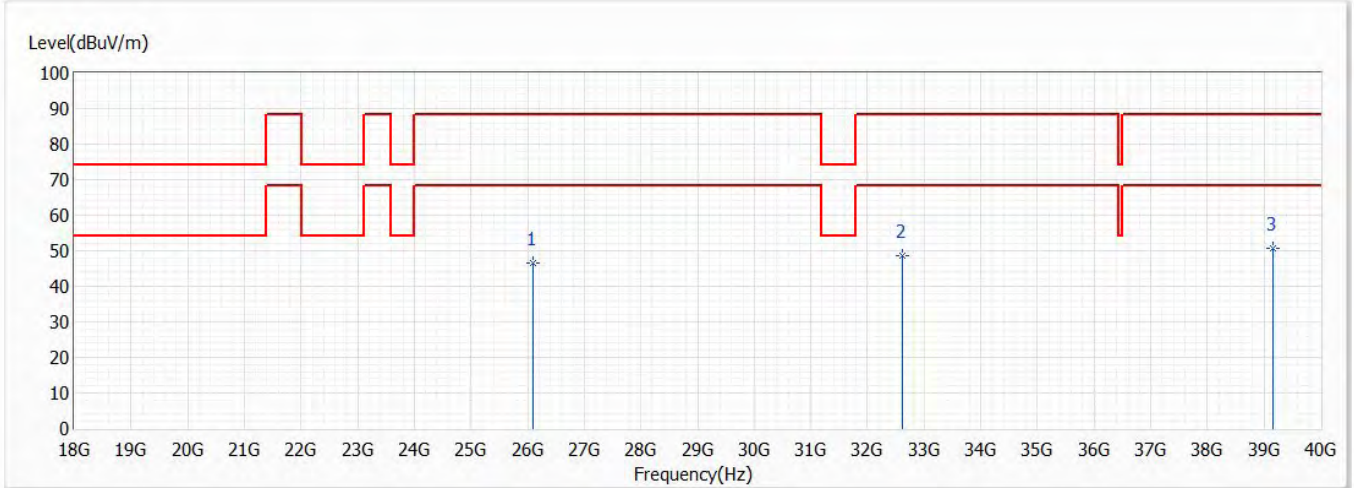


No	Frequency (MHz)	Emission Level (dBuV/m)	Limit (dBuV/m)	Margin (dB)	Reading Level (dBuV)	Correct Factor (dB)	Detector Type
* 1	13050.000	56.47	88.20	-31.73	42.78	13.69	PK

Note:

1. All reading above 1GHz is performed with peak and/or average measurements as necessary.
2. “ * ”, means this data is the worst value.
3. Emission Level = Reading Level + Correct Factor.
4. The average measurement was not performed when the peak measured data under the limit of average detection.

Model No	CR1000A	Site	CB4-H
Test Voltage	AC 120V/60Hz	Test Date	2021/3/23
Test Mode	Mode 1	Engineer	Elwin Lin
Polarity	Vertical	Temperature (°C)	19.0
Test Condition	802.11ax,Ch115,6.525G,BW40M	Humidity (%RH)	58.0

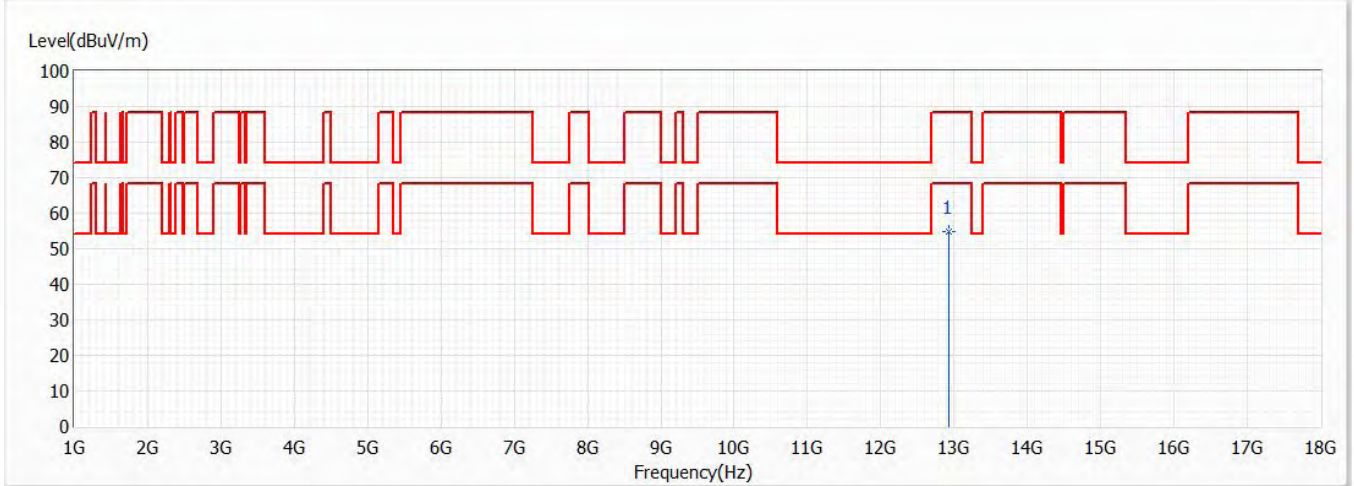


No	Frequency (MHz)	Emission Level (dBuV/m)	Limit (dBuV/m)	Margin (dB)	Reading Level (dBuV)	Correct Factor (dB)	Detector Type
1	26100.000	46.44	88.20	-41.76	50.61	-4.17	PK
2	32625.000	48.50	88.20	-39.70	48.89	-0.39	PK
* 3	39150.000	50.67	88.20	-37.53	45.69	4.98	PK

Note:

1. All reading above 1GHz is performed with peak and/or average measurements as necessary.
2. “ * ”, means this data is the worst value.
3. Emission Level = Reading Level + Correct Factor.
4. The average measurement was not performed when the peak measured data under the limit of average detection.

Model No	CR1000A	Site	CB4-H
Test Voltage	AC 120V/60Hz	Test Date	2021/3/15
Test Mode	Mode 1	Engineer	Elwin Lin
Polarity	Horizontal	Temperature (°C)	19.0
Test Condition	802.11ax,Ch103,6.465G,BW80M	Humidity (%RH)	58.0

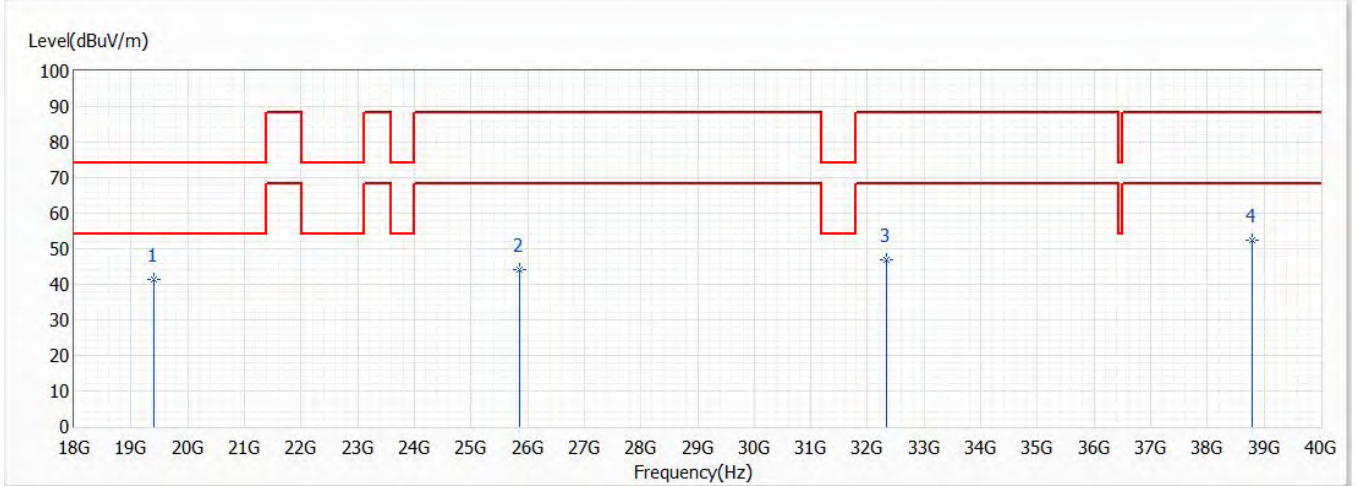


No	Frequency (MHz)	Emission Level (dBuV/m)	Limit (dBuV/m)	Margin (dB)	Reading Level (dBuV)	Correct Factor (dB)	Detector Type
* 1	12930.000	54.74	88.20	-33.46	41.18	13.56	PK

Note:

1. All reading above 1GHz is performed with peak and/or average measurements as necessary.
2. “ * ”, means this data is the worst value.
3. Emission Level = Reading Level + Correct Factor.
4. The average measurement was not performed when the peak measured data under the limit of average detection.

Model No	CR1000A	Site	CB4-H
Test Voltage	AC 120V/60Hz	Test Date	2021/3/23
Test Mode	Mode 1	Engineer	Elwin Lin
Polarity	Horizontal	Temperature (°C)	19.0
Test Condition	802.11ax,Ch103,6.465G,BW80M	Humidity (%RH)	58.0

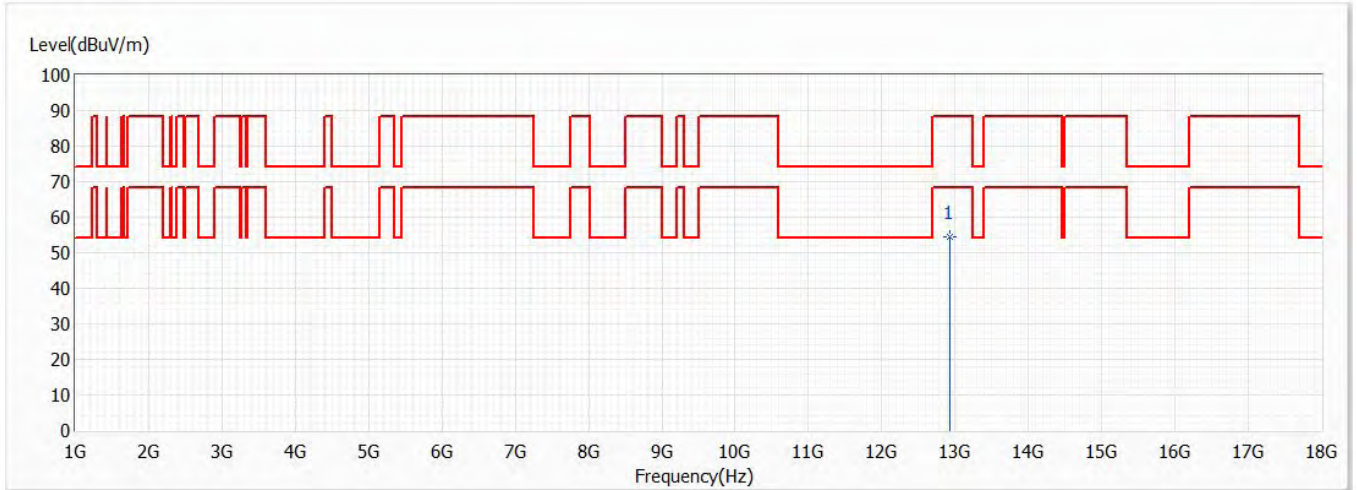


No	Frequency (MHz)	Emission Level (dBuV/m)	Limit (dBuV/m)	Margin (dB)	Reading Level (dBuV)	Correct Factor (dB)	Detector Type
* 1	19395.000	41.41	74.00	-32.59	48.47	-7.06	PK
2	25860.000	44.14	88.20	-44.06	48.69	-4.55	PK
3	32325.000	47.01	88.20	-41.19	47.87	-0.86	PK
4	38790.000	52.48	88.20	-35.72	48.72	3.76	PK

Note:

1. All reading above 1GHz is performed with peak and/or average measurements as necessary.
2. “ * ”, means this data is the worst value.
3. Emission Level = Reading Level + Correct Factor.
4. The average measurement was not performed when the peak measured data under the limit of average detection.

Model No	CR1000A	Site	CB4-H
Test Voltage	AC 120V/60Hz	Test Date	2021/3/15
Test Mode	Mode 1	Engineer	Elwin Lin
Polarity	Vertical	Temperature (°C)	19.0
Test Condition	802.11ax,Ch103,6.465G,BW80M	Humidity (%RH)	58.0

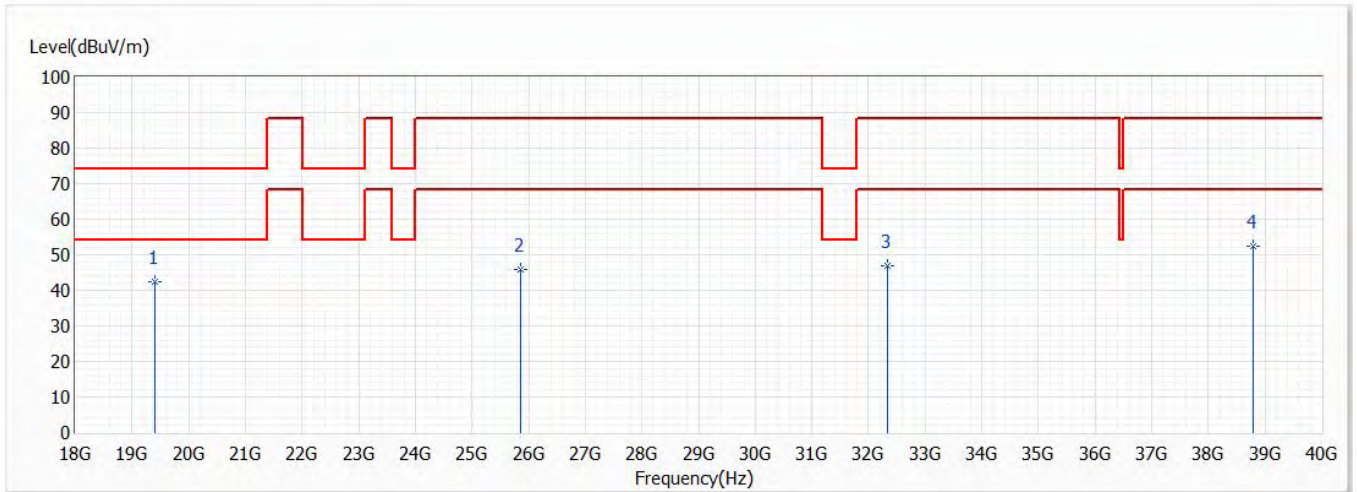


No	Frequency (MHz)	Emission Level (dBuV/m)	Limit (dBuV/m)	Margin (dB)	Reading Level (dBuV)	Correct Factor (dB)	Detector Type
* 1	12930.000	54.50	88.20	-33.70	40.94	13.56	PK

Note:

1. All reading above 1GHz is performed with peak and/or average measurements as necessary.
2. “ * ”, means this data is the worst value.
3. Emission Level = Reading Level + Correct Factor.
4. The average measurement was not performed when the peak measured data under the limit of average detection.

Model No	CR1000A	Site	CB4-H
Test Voltage	AC 120V/60Hz	Test Date	2021/3/23
Test Mode	Mode 1	Engineer	Elwin Lin
Polarity	Vertical	Temperature (°C)	19.0
Test Condition	802.11ax,Ch103,6.465G,BW80M	Humidity (%RH)	58.0

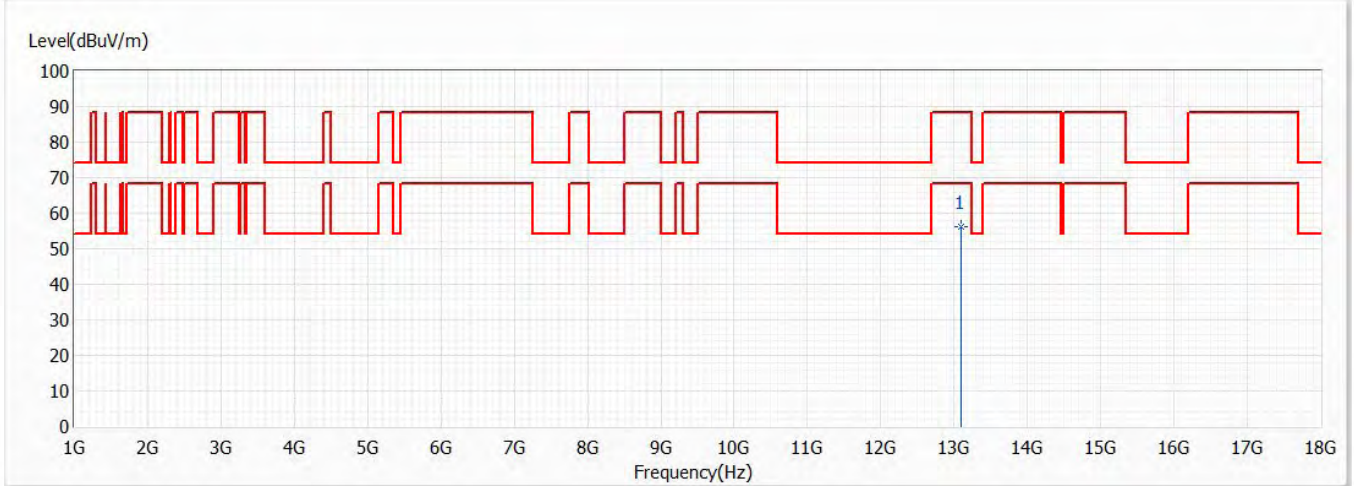


No	Frequency (MHz)	Emission Level (dBuV/m)	Limit (dBuV/m)	Margin (dB)	Reading Level (dBuV)	Correct Factor (dB)	Detector Type
* 1	19395.000	42.40	74.00	-31.60	49.46	-7.06	PK
2	25860.000	45.70	88.20	-42.50	50.25	-4.55	PK
3	32325.000	47.01	88.20	-41.19	47.87	-0.86	PK
4	38790.000	52.48	88.20	-35.72	48.72	3.76	PK

Note:

1. All reading above 1GHz is performed with peak and/or average measurements as necessary.
2. “ * ”, means this data is the worst value.
3. Emission Level = Reading Level + Correct Factor.
4. The average measurement was not performed when the peak measured data under the limit of average detection.

Model No	CR1000A	Site	CB4-H
Test Voltage	AC 120V/60Hz	Test Date	2021/5/25
Test Mode	Mode 1	Engineer	Elwin Lin
Polarity	Horizontal	Temperature (°C)	19.0
Test Condition	802.11ax,Ch119,6.545G,BW80M	Humidity (%RH)	58.0

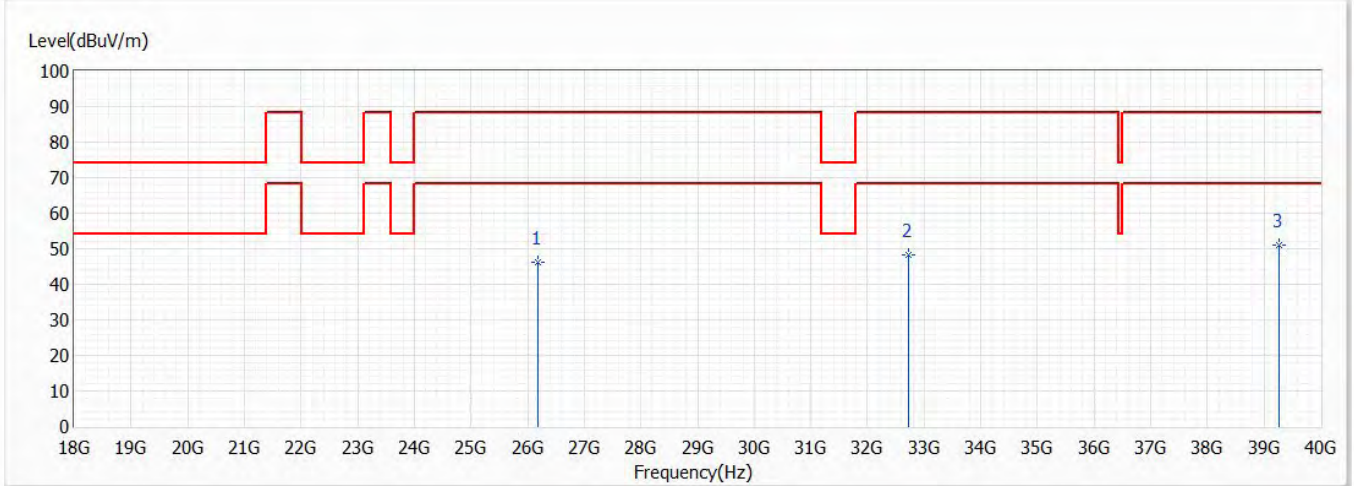


No	Frequency (MHz)	Emission Level (dBuV/m)	Limit (dBuV/m)	Margin (dB)	Reading Level (dBuV)	Correct Factor (dB)	Detector Type
* 1	13090.000	56.05	88.20	-32.15	42.33	13.72	PK

Note:

1. All reading above 1GHz is performed with peak and/or average measurements as necessary.
2. “ * ”, means this data is the worst value.
3. Emission Level = Reading Level + Correct Factor.
4. The average measurement was not performed when the peak measured data under the limit of average detection.

Model No	CR1000A	Site	CB4-H
Test Voltage	AC 120V/60Hz	Test Date	2021/3/23
Test Mode	Mode 1	Engineer	Elwin Lin
Polarity	Horizontal	Temperature (°C)	19.0
Test Condition	802.11ax,Ch119,6.545G,BW80M	Humidity (%RH)	58.0

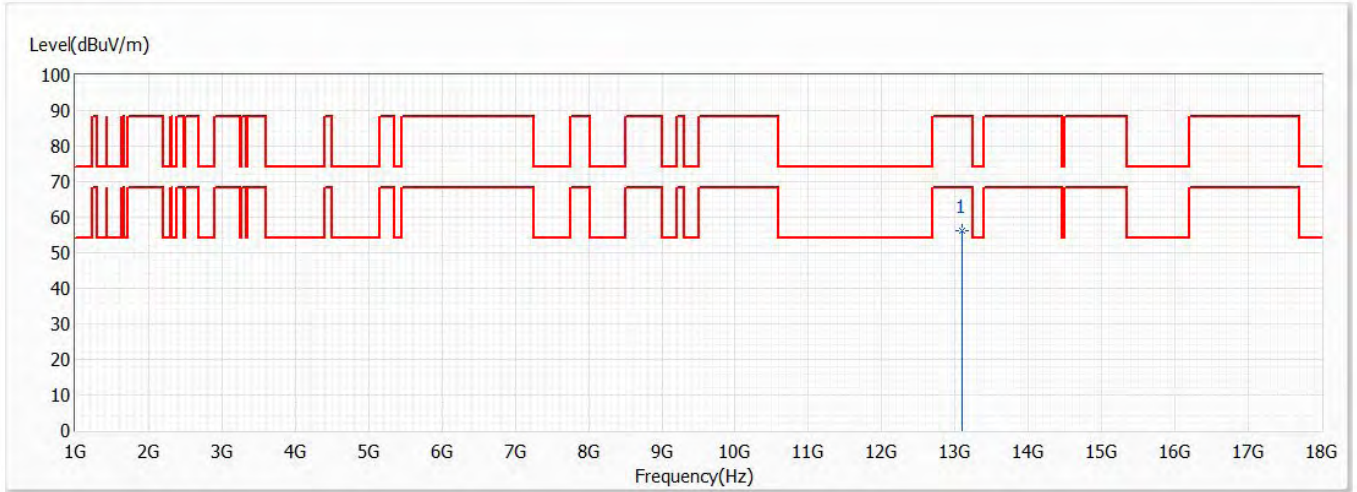


No	Frequency (MHz)	Emission Level (dBuV/m)	Limit (dBuV/m)	Margin (dB)	Reading Level (dBuV)	Correct Factor (dB)	Detector Type
1	26180.000	46.32	88.20	-41.88	50.31	-3.99	PK
2	32725.000	48.19	88.20	-40.01	48.42	-0.23	PK
* 3	39270.000	51.07	88.20	-37.13	45.74	5.33	PK

Note:

1. All reading above 1GHz is performed with peak and/or average measurements as necessary.
2. “ * ”, means this data is the worst value.
3. Emission Level = Reading Level + Correct Factor.
4. The average measurement was not performed when the peak measured data under the limit of average detection.

Model No	CR1000A	Site	CB4-H
Test Voltage	AC 120V/60Hz	Test Date	2021/5/25
Test Mode	Mode 1	Engineer	Elwin Lin
Polarity	Vertical	Temperature (°C)	19.0
Test Condition	802.11ax,Ch119,6.545G,BW80M	Humidity (%RH)	58.0

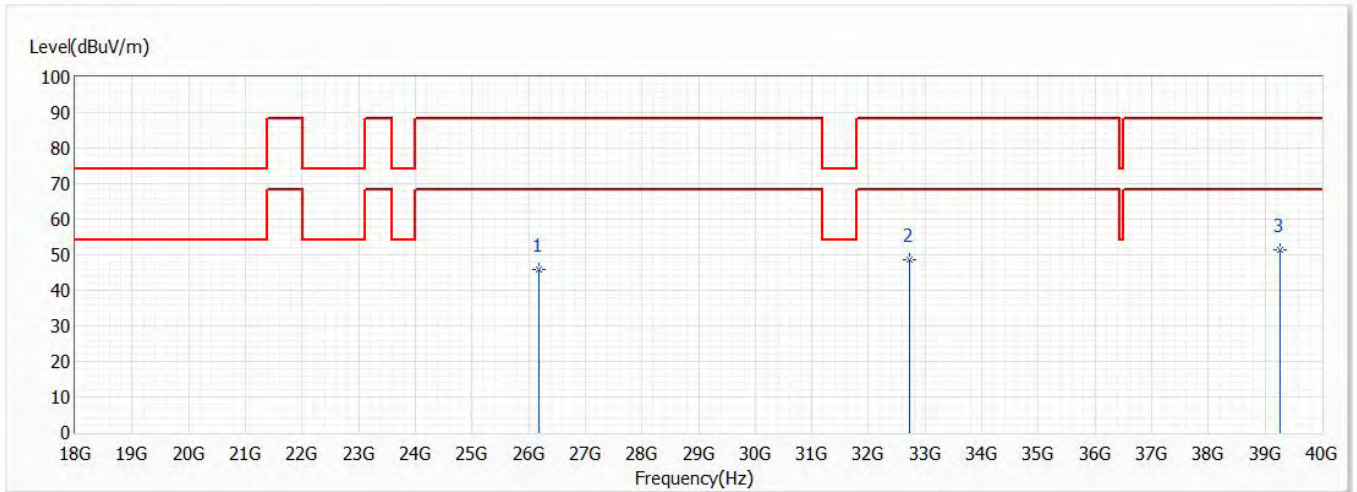


No	Frequency (MHz)	Emission Level (dBuV/m)	Limit (dBuV/m)	Margin (dB)	Reading Level (dBuV)	Correct Factor (dB)	Detector Type
* 1	13090.000	56.13	88.20	-32.07	42.41	13.72	PK

Note:

1. All reading above 1GHz is performed with peak and/or average measurements as necessary.
2. “ * ”, means this data is the worst value.
3. Emission Level = Reading Level + Correct Factor.
4. The average measurement was not performed when the peak measured data under the limit of average detection.

Model No	CR1000A	Site	CB4-H
Test Voltage	AC 120V/60Hz	Test Date	2021/3/23
Test Mode	Mode 1	Engineer	Elwin Lin
Polarity	Vertical	Temperature (°C)	19.0
Test Condition	802.11ax,Ch119,6.545G,BW80M	Humidity (%RH)	58.0

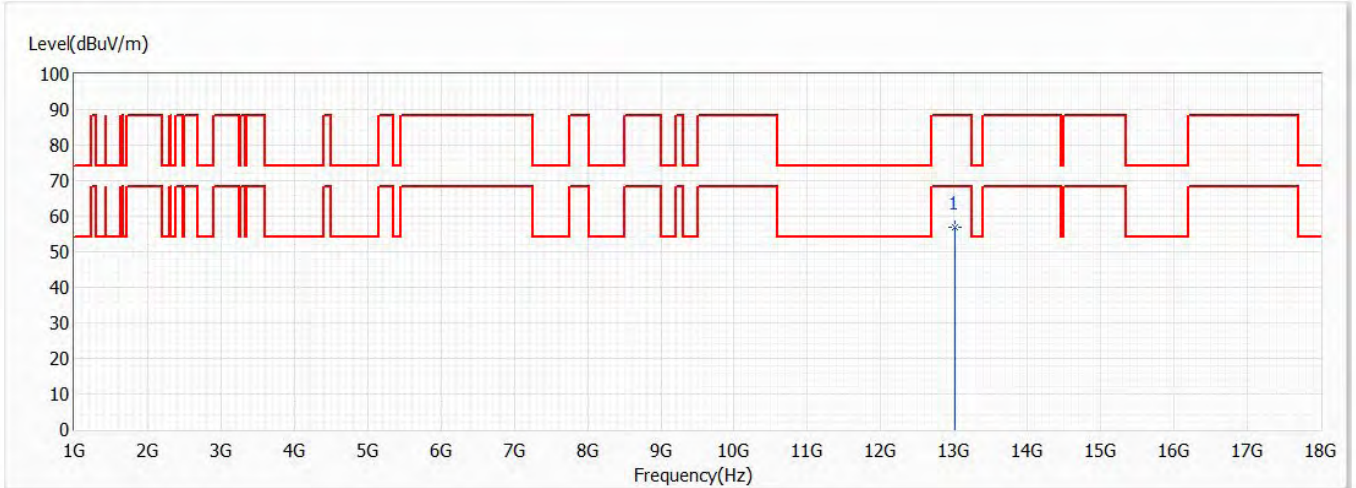


No	Frequency (MHz)	Emission Level (dBuV/m)	Limit (dBuV/m)	Margin (dB)	Reading Level (dBuV)	Correct Factor (dB)	Detector Type
1	26180.000	45.96	88.20	-42.24	49.95	-3.99	PK
2	32725.000	48.48	88.20	-39.72	48.71	-0.23	PK
* 3	39270.000	51.34	88.20	-36.86	46.01	5.33	PK

Note:

1. All reading above 1GHz is performed with peak and/or average measurements as necessary.
2. “ * ”, means this data is the worst value.
3. Emission Level = Reading Level + Correct Factor.
4. The average measurement was not performed when the peak measured data under the limit of average detection.

Model No	CR1000A	Site	CB4-H
Test Voltage	AC 120V/60Hz	Test Date	2021/5/25
Test Mode	Mode 1	Engineer	Elwin Lin
Polarity	Horizontal	Temperature (°C)	19.0
Test Condition	802.11ax,Ch111,6.505G,BW160M	Humidity (%RH)	58.0

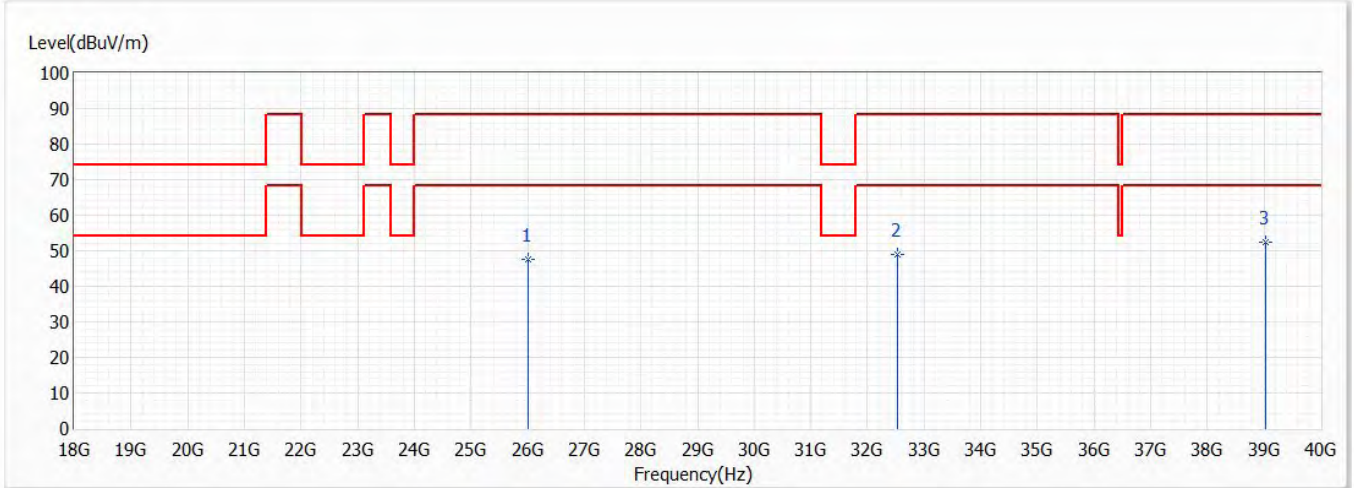


No	Frequency (MHz)	Emission Level (dBuV/m)	Limit (dBuV/m)	Margin (dB)	Reading Level (dBuV)	Correct Factor (dB)	Detector Type
* 1	13010.000	56.88	88.20	-31.32	43.21	13.67	PK

Note:

1. All reading above 1GHz is performed with peak and/or average measurements as necessary.
2. “ * ”, means this data is the worst value.
3. Emission Level = Reading Level + Correct Factor.
4. The average measurement was not performed when the peak measured data under the limit of average detection.

Model No	CR1000A	Site	CB4-H
Test Voltage	AC 120V/60Hz	Test Date	2021/3/23
Test Mode	Mode 1	Engineer	Elwin Lin
Polarity	Horizontal	Temperature (°C)	19.0
Test Condition	802.11ax,Ch111,6.505G,BW160M	Humidity (%RH)	58.0

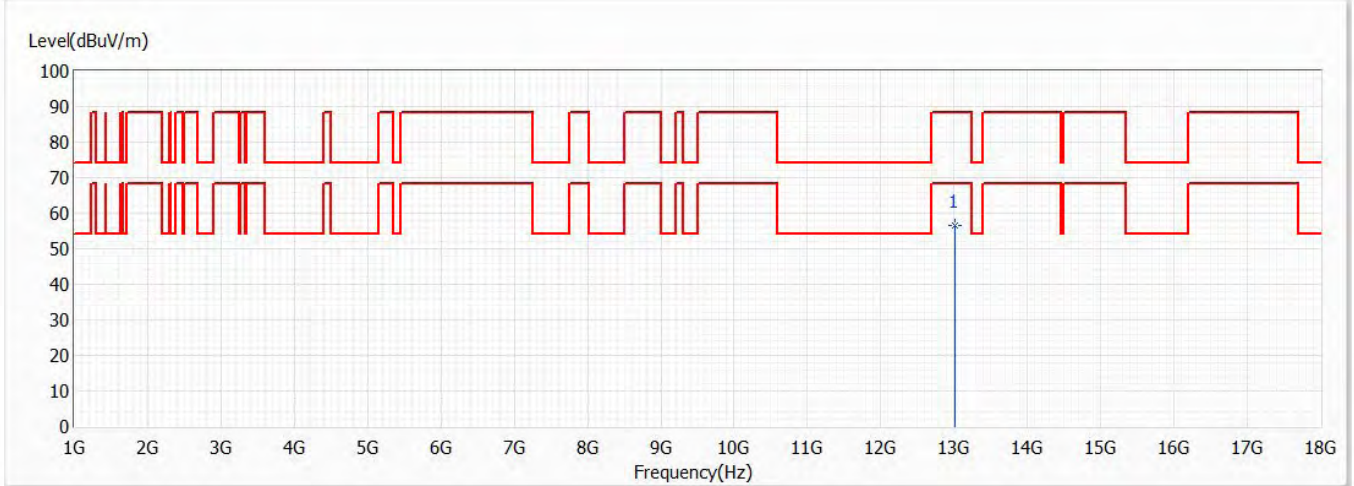


No	Frequency (MHz)	Emission Level (dBuV/m)	Limit (dBuV/m)	Margin (dB)	Reading Level (dBuV)	Correct Factor (dB)	Detector Type
1	26020.000	47.63	88.20	-40.57	51.98	-4.35	PK
2	32525.000	48.93	88.20	-39.27	49.47	-0.54	PK
* 3	39030.000	52.34	88.20	-35.86	47.76	4.58	PK

Note:

1. All reading above 1GHz is performed with peak and/or average measurements as necessary.
2. “ * ”, means this data is the worst value.
3. Emission Level = Reading Level + Correct Factor.
4. The average measurement was not performed when the peak measured data under the limit of average detection.

Model No	CR1000A	Site	CB4-H
Test Voltage	AC 120V/60Hz	Test Date	2021/5/25
Test Mode	Mode 1	Engineer	Elwin Lin
Polarity	Vertical	Temperature (°C)	19.0
Test Condition	802.11ax,Ch111,6.505G,BW160M	Humidity (%RH)	58.0

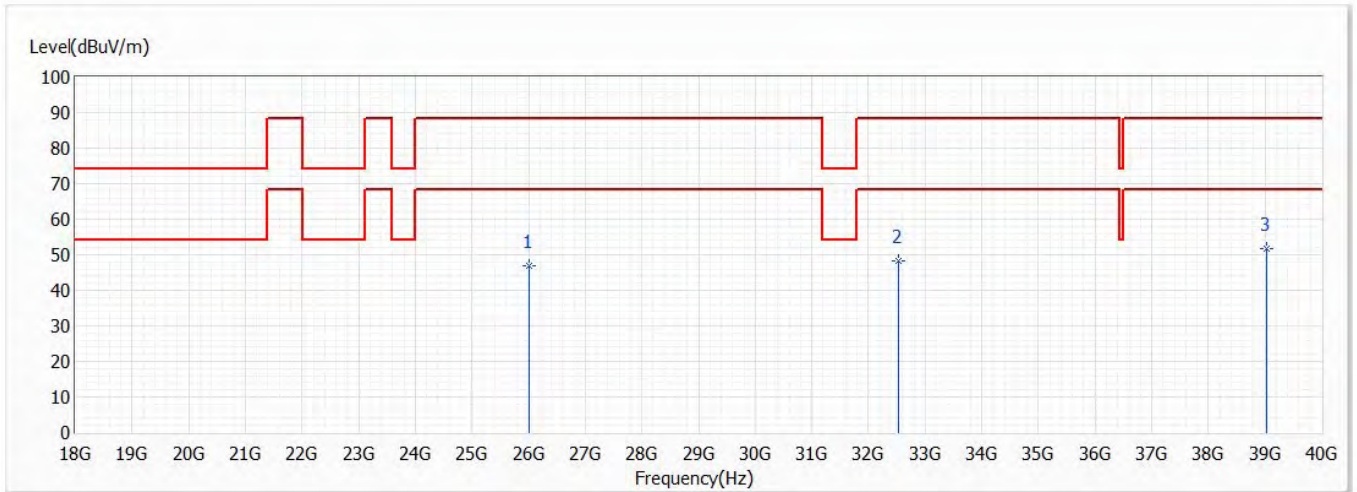


No	Frequency (MHz)	Emission Level (dBuV/m)	Limit (dBuV/m)	Margin (dB)	Reading Level (dBuV)	Correct Factor (dB)	Detector Type
* 1	13010.000	56.54	88.20	-31.66	42.87	13.67	PK

Note:

1. All reading above 1GHz is performed with peak and/or average measurements as necessary.
2. “ * ”, means this data is the worst value.
3. Emission Level = Reading Level + Correct Factor.
4. The average measurement was not performed when the peak measured data under the limit of average detection.

Model No	CR1000A	Site	CB4-H
Test Voltage	AC 120V/60Hz	Test Date	2021/3/23
Test Mode	Mode 1	Engineer	Elwin Lin
Polarity	Vertical	Temperature (°C)	19.0
Test Condition	802.11ax,Ch111,6.505G,BW160M	Humidity (%RH)	58.0

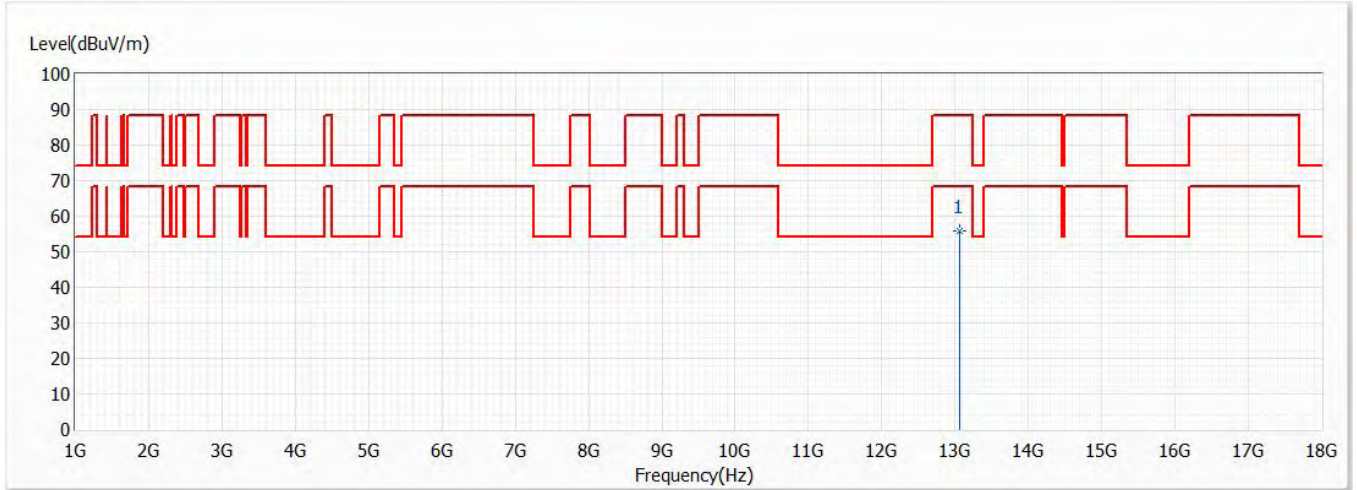


No	Frequency (MHz)	Emission Level (dBuV/m)	Limit (dBuV/m)	Margin (dB)	Reading Level (dBuV)	Correct Factor (dB)	Detector Type
1	26020.000	46.94	88.20	-41.26	51.29	-4.35	PK
2	32525.000	48.40	88.20	-39.80	48.94	-0.54	PK
* 3	39030.000	51.68	88.20	-36.52	47.10	4.58	PK

Note:

1. All reading above 1GHz is performed with peak and/or average measurements as necessary.
2. “ * ”, means this data is the worst value.
3. Emission Level = Reading Level + Correct Factor.
4. The average measurement was not performed when the peak measured data under the limit of average detection.

Model No	CR1000A	Site	CB4-H
Test Voltage	AC 120V/60Hz	Test Date	2021/3/15
Test Mode	Mode 1	Engineer	Elwin Lin
Polarity	Horizontal	Temperature (°C)	19.0
Test Condition	802.11a,Ch117,6.535G,BW20M	Humidity (%RH)	58.0

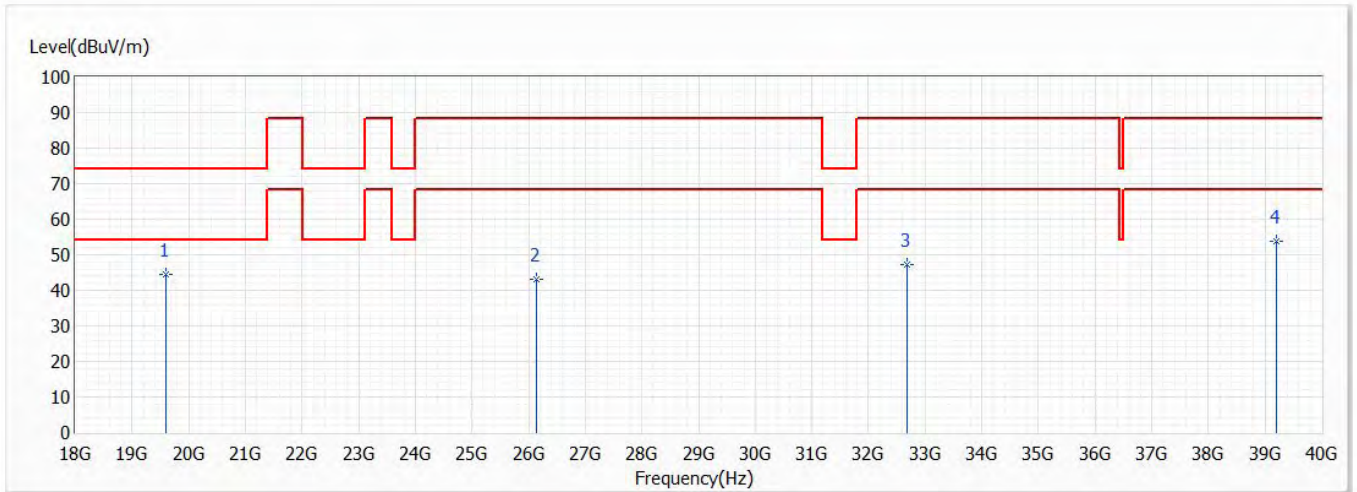


No	Frequency (MHz)	Emission Level (dBuV/m)	Limit (dBuV/m)	Margin (dB)	Reading Level (dBuV)	Correct Factor (dB)	Detector Type
* 1	13070.000	55.84	88.20	-32.36	42.14	13.70	PK

Note:

1. All reading above 1GHz is performed with peak and/or average measurements as necessary.
2. “ * ”, means this data is the worst value.
3. Emission Level = Reading Level + Correct Factor.
4. The average measurement was not performed when the peak measured data under the limit of average detection.

Model No	CR1000A	Site	CB4-H
Test Voltage	AC 120V/60Hz	Test Date	2021/3/23
Test Mode	Mode 1	Engineer	Elwin Lin
Polarity	Horizontal	Temperature (°C)	19.0
Test Condition	802.11a,Ch117,6.535G,BW20M	Humidity (%RH)	58.0

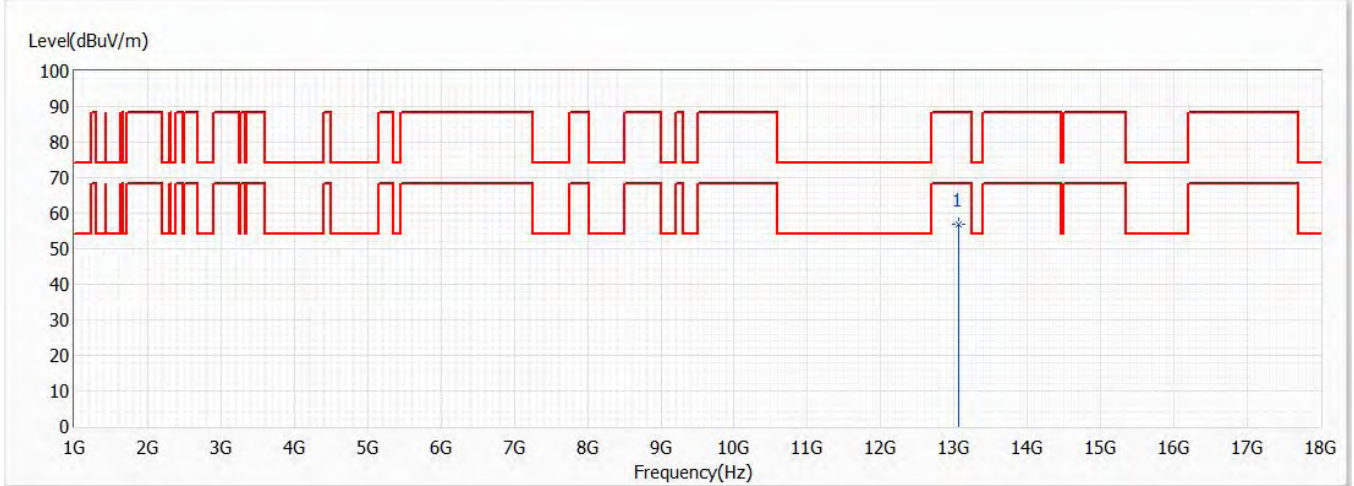


No	Frequency (MHz)	Emission Level (dBuV/m)	Limit (dBuV/m)	Margin (dB)	Reading Level (dBuV)	Correct Factor (dB)	Detector Type
* 1	19605.000	44.36	74.00	-29.64	50.99	-6.63	PK
2	26140.000	43.15	88.20	-45.05	47.23	-4.08	PK
3	32675.000	47.29	88.20	-40.91	47.60	-0.31	PK
4	39210.000	53.78	88.20	-34.42	48.60	5.18	PK

Note:

1. All reading above 1GHz is performed with peak and/or average measurements as necessary.
2. “ * ”, means this data is the worst value.
3. Emission Level = Reading Level + Correct Factor.
4. The average measurement was not performed when the peak measured data under the limit of average detection.

Model No	CR1000A	Site	CB4-H
Test Voltage	AC 120V/60Hz	Test Date	2021/3/15
Test Mode	Mode 1	Engineer	Elwin Lin
Polarity	Vertical	Temperature (°C)	19.0
Test Condition	802.11a,Ch117,6.535G,BW20M	Humidity (%RH)	58.0

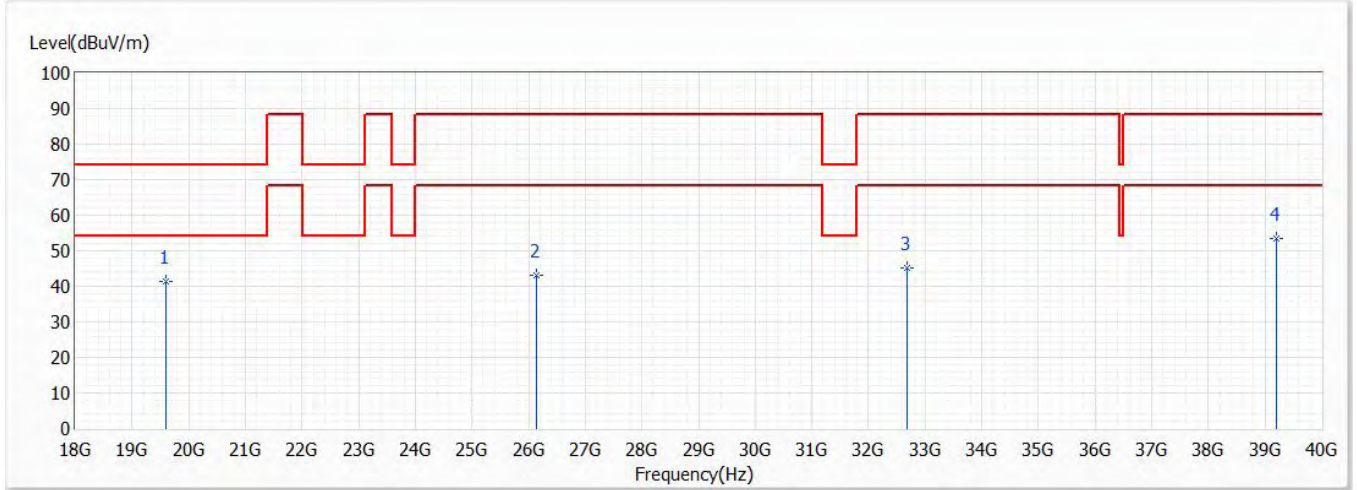


No	Frequency (MHz)	Emission Level (dBuV/m)	Limit (dBuV/m)	Margin (dB)	Reading Level (dBuV)	Correct Factor (dB)	Detector Type
* 1	13070.000	56.75	88.20	-31.45	43.05	13.70	PK

Note:

1. All reading above 1GHz is performed with peak and/or average measurements as necessary.
2. “ * ”, means this data is the worst value.
3. Emission Level = Reading Level + Correct Factor.
4. The average measurement was not performed when the peak measured data under the limit of average detection.

Model No	CR1000A	Site	CB4-H
Test Voltage	AC 120V/60Hz	Test Date	2021/3/23
Test Mode	Mode 1	Engineer	Elwin Lin
Polarity	Vertical	Temperature (°C)	19.0
Test Condition	802.11a,Ch117,6.535G,BW20M	Humidity (%RH)	58.0

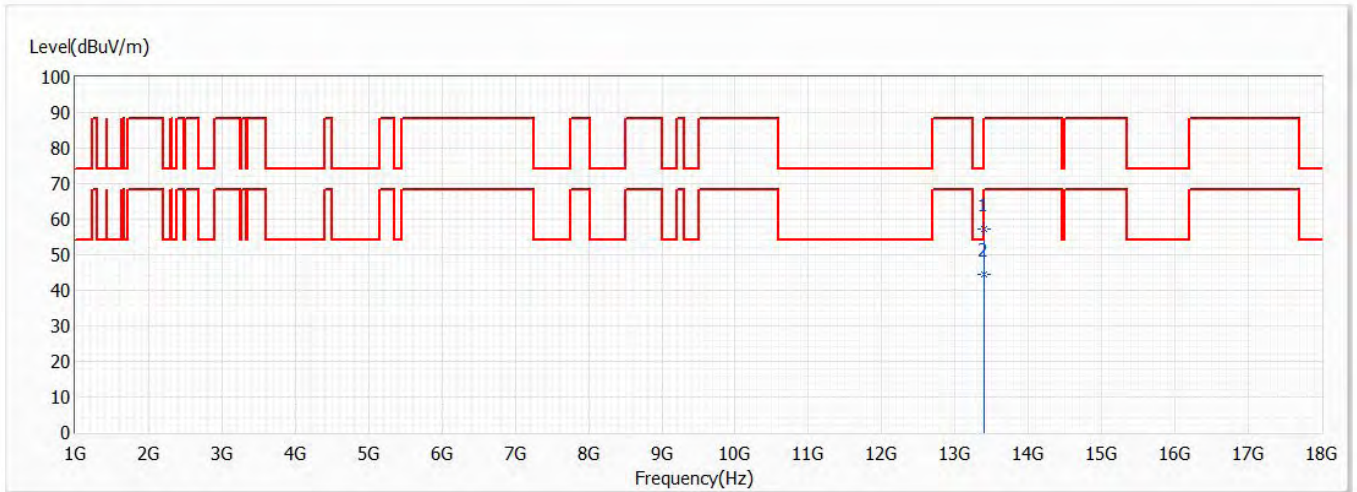


No	Frequency (MHz)	Emission Level (dBuV/m)	Limit (dBuV/m)	Margin (dB)	Reading Level (dBuV)	Correct Factor (dB)	Detector Type
* 1	19605.000	41.46	74.00	-32.54	48.09	-6.63	PK
2	26140.000	43.23	88.20	-44.97	47.31	-4.08	PK
3	32675.000	45.33	88.20	-42.87	45.64	-0.31	PK
4	39210.000	53.59	88.20	-34.61	48.41	5.18	PK

Note:

1. All reading above 1GHz is performed with peak and/or average measurements as necessary.
2. “ * ”, means this data is the worst value.
3. Emission Level = Reading Level + Correct Factor.
4. The average measurement was not performed when the peak measured data under the limit of average detection.

Model No	CR1000A	Site	CB4-H
Test Voltage	AC 120V/60Hz	Test Date	2021/3/15
Test Mode	Mode 1	Engineer	Elwin Lin
Polarity	Horizontal	Temperature (°C)	19.0
Test Condition	802.11a,Ch149,6.695G,BW20M	Humidity (%RH)	58.0

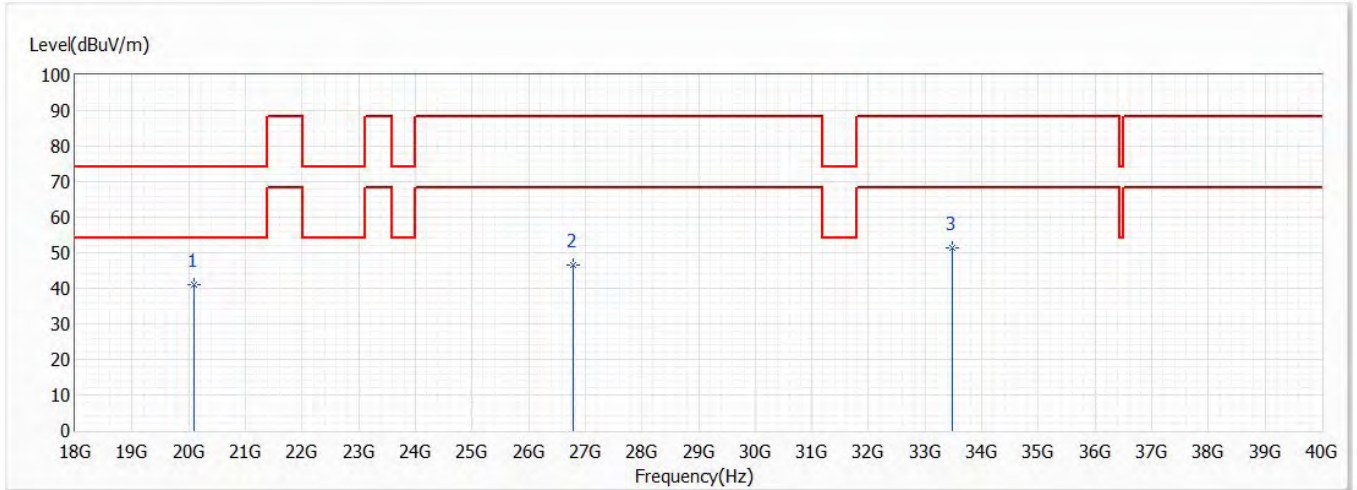


No	Frequency (MHz)	Emission Level (dBuV/m)	Limit (dBuV/m)	Margin (dB)	Reading Level (dBuV)	Correct Factor (dB)	Detector Type
1	13390.000	57.25	74.00	-16.75	42.91	14.34	PK
* 2	13390.000	44.51	54.00	-9.49	30.17	14.34	AV

Note:

1. All reading above 1GHz is performed with peak and/or average measurements as necessary.
2. “ * ”, means this data is the worst value.
3. Emission Level = Reading Level + Correct Factor.
4. The average measurement was not performed when the peak measured data under the limit of average detection.

Model No	CR1000A	Site	CB4-H
Test Voltage	AC 120V/60Hz	Test Date	2021/3/23
Test Mode	Mode 1	Engineer	Elwin Lin
Polarity	Horizontal	Temperature (°C)	19.0
Test Condition	802.11a,Ch149,6.695G,BW20M	Humidity (%RH)	58.0

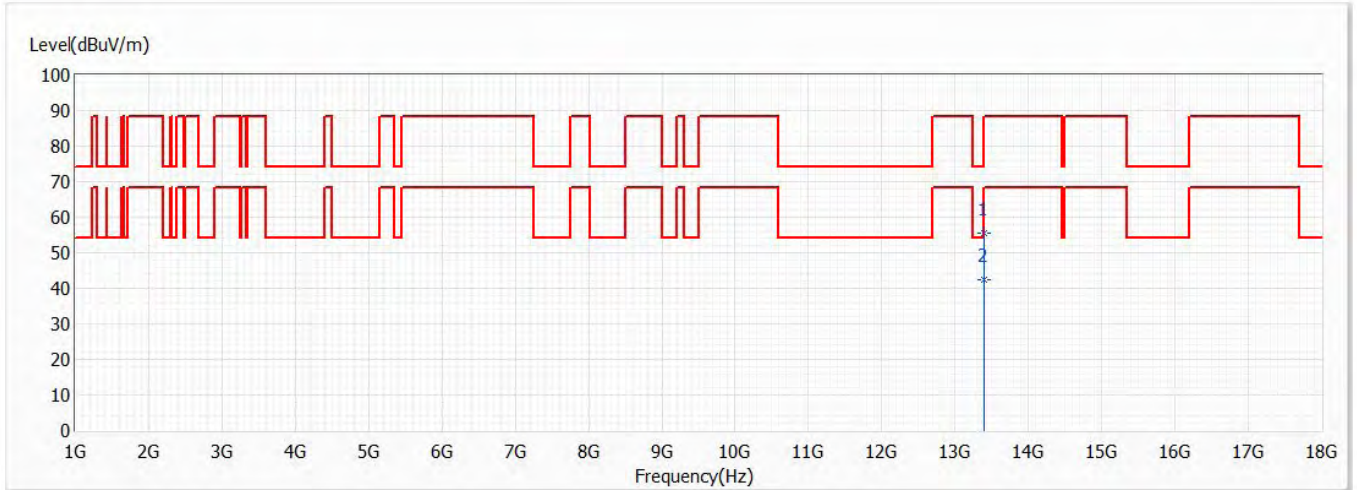


No	Frequency (MHz)	Emission Level (dBuV/m)	Limit (dBuV/m)	Margin (dB)	Reading Level (dBuV)	Correct Factor (dB)	Detector Type
* 1	20085.000	41.12	74.00	-32.88	47.70	-6.58	PK
2	26780.000	46.71	88.20	-41.49	48.69	-1.98	PK
3	33475.000	51.33	88.20	-36.87	51.10	0.23	PK

Note:

1. All reading above 1GHz is performed with peak and/or average measurements as necessary.
2. “ * ”, means this data is the worst value.
3. Emission Level = Reading Level + Correct Factor.
4. The average measurement was not performed when the peak measured data under the limit of average detection.

Model No	CR1000A	Site	CB4-H
Test Voltage	AC 120V/60Hz	Test Date	2021/3/15
Test Mode	Mode 1	Engineer	Elwin Lin
Polarity	Vertical	Temperature (°C)	19.0
Test Condition	802.11a,Ch149,6.695G,BW20M	Humidity (%RH)	58.0

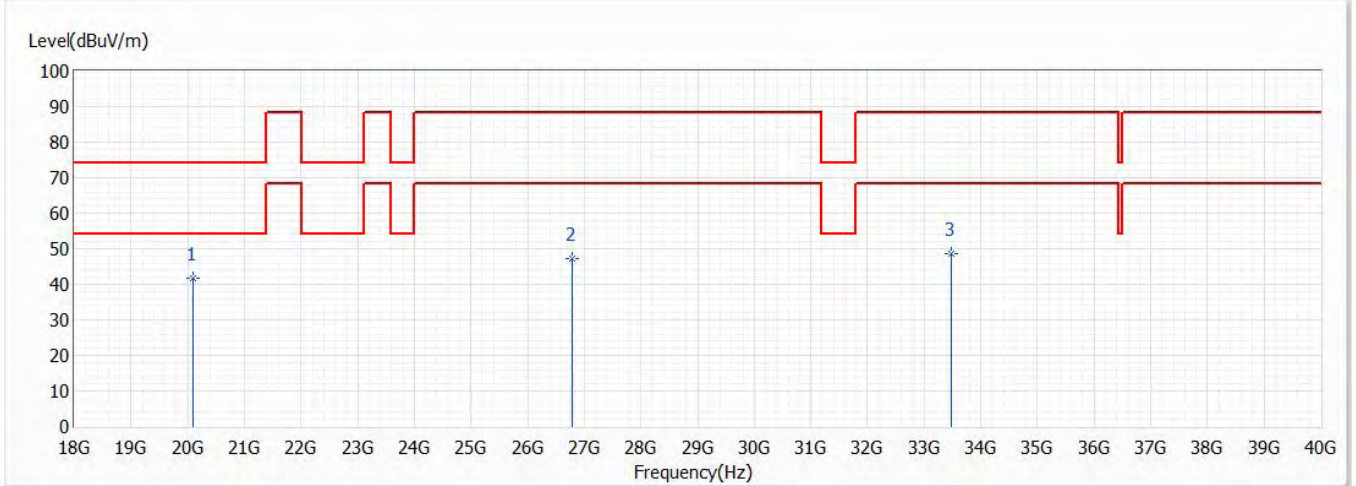


No	Frequency (MHz)	Emission Level (dBuV/m)	Limit (dBuV/m)	Margin (dB)	Reading Level (dBuV)	Correct Factor (dB)	Detector Type
1	13390.000	55.49	74.00	-18.51	41.15	14.34	PK
* 2	13390.000	42.35	54.00	-11.65	28.01	14.34	AV

Note:

1. All reading above 1GHz is performed with peak and/or average measurements as necessary.
2. “ * ”, means this data is the worst value.
3. Emission Level = Reading Level + Correct Factor.
4. The average measurement was not performed when the peak measured data under the limit of average detection.

Model No	CR1000A	Site	CB4-H
Test Voltage	AC 120V/60Hz	Test Date	2021/3/23
Test Mode	Mode 1	Engineer	Elwin Lin
Polarity	Vertical	Temperature (°C)	19.0
Test Condition	802.11a,Ch149,6.695G,BW20M	Humidity (%RH)	58.0

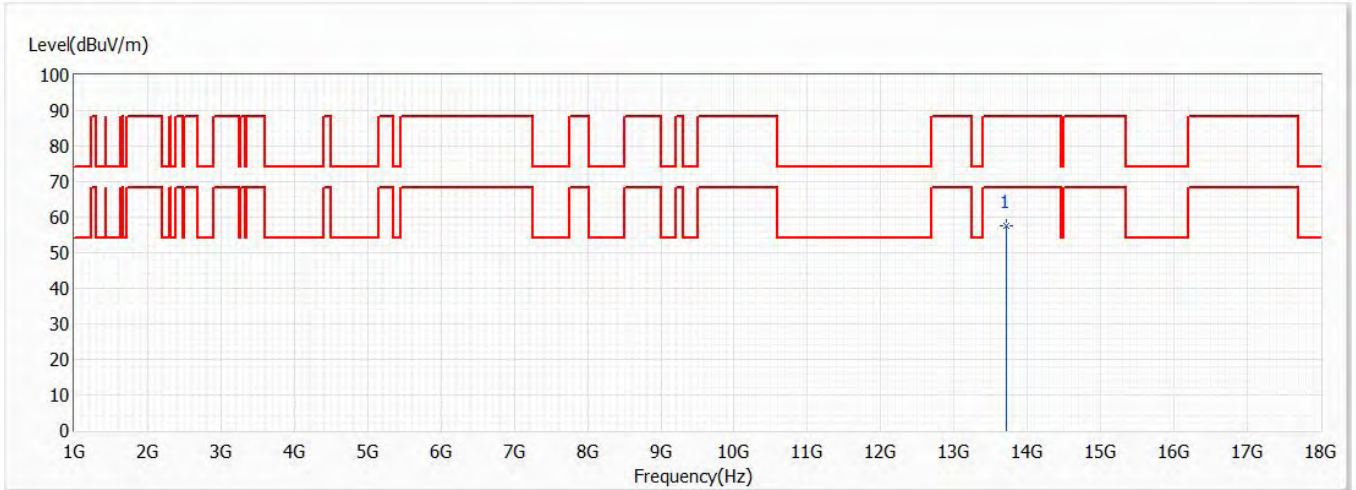


No	Frequency (MHz)	Emission Level (dBuV/m)	Limit (dBuV/m)	Margin (dB)	Reading Level (dBuV)	Correct Factor (dB)	Detector Type
* 1	20085.000	41.65	74.00	-32.35	48.23	-6.58	PK
2	26780.000	47.27	88.20	-40.93	49.25	-1.98	PK
3	33475.000	48.68	88.20	-39.52	48.45	0.23	PK

Note:

1. All reading above 1GHz is performed with peak and/or average measurements as necessary.
2. “ * ”, means this data is the worst value.
3. Emission Level = Reading Level + Correct Factor.
4. The average measurement was not performed when the peak measured data under the limit of average detection.

Model No	CR1000A	Site	CB4-H
Test Voltage	AC 120V/60Hz	Test Date	2021/3/15
Test Mode	Mode 1	Engineer	Elwin Lin
Polarity	Horizontal	Temperature (°C)	19.0
Test Condition	802.11a,Ch181,6.855G,BW20M	Humidity (%RH)	58.0

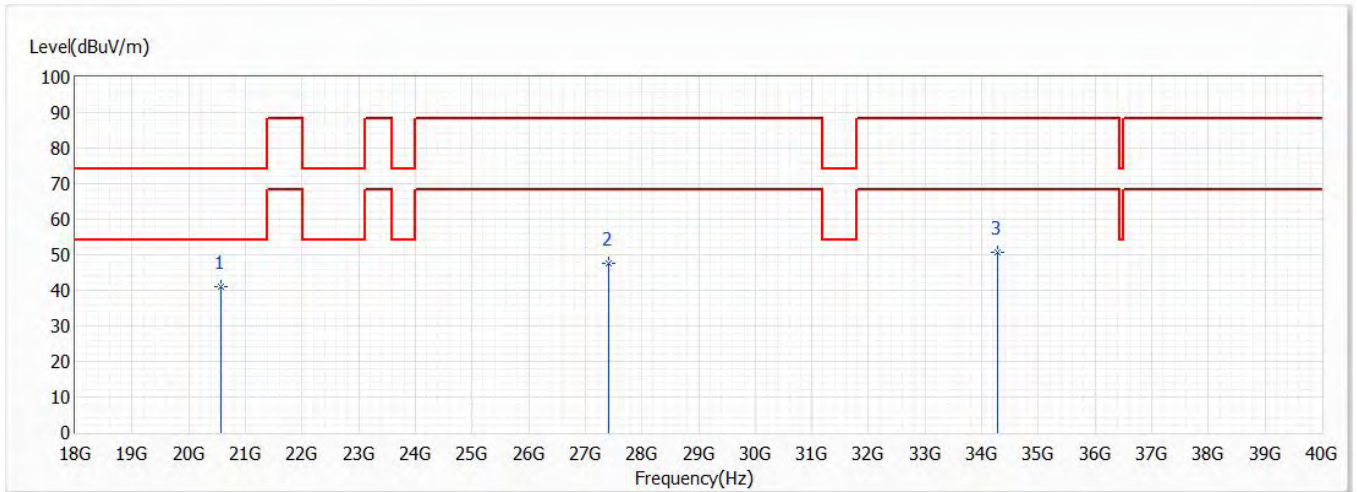


No	Frequency (MHz)	Emission Level (dBuV/m)	Limit (dBuV/m)	Margin (dB)	Reading Level (dBuV)	Correct Factor (dB)	Detector Type
* 1	13710.000	57.52	88.20	-30.68	42.53	14.99	PK

Note:

1. All reading above 1GHz is performed with peak and/or average measurements as necessary.
2. “ * ”, means this data is the worst value.
3. Emission Level = Reading Level + Correct Factor.
4. The average measurement was not performed when the peak measured data under the limit of average detection.

Model No	CR1000A	Site	CB4-H
Test Voltage	AC 120V/60Hz	Test Date	2021/3/23
Test Mode	Mode 1	Engineer	Elwin Lin
Polarity	Horizontal	Temperature (°C)	19.0
Test Condition	802.11a,Ch181,6.855G,BW20M	Humidity (%RH)	58.0

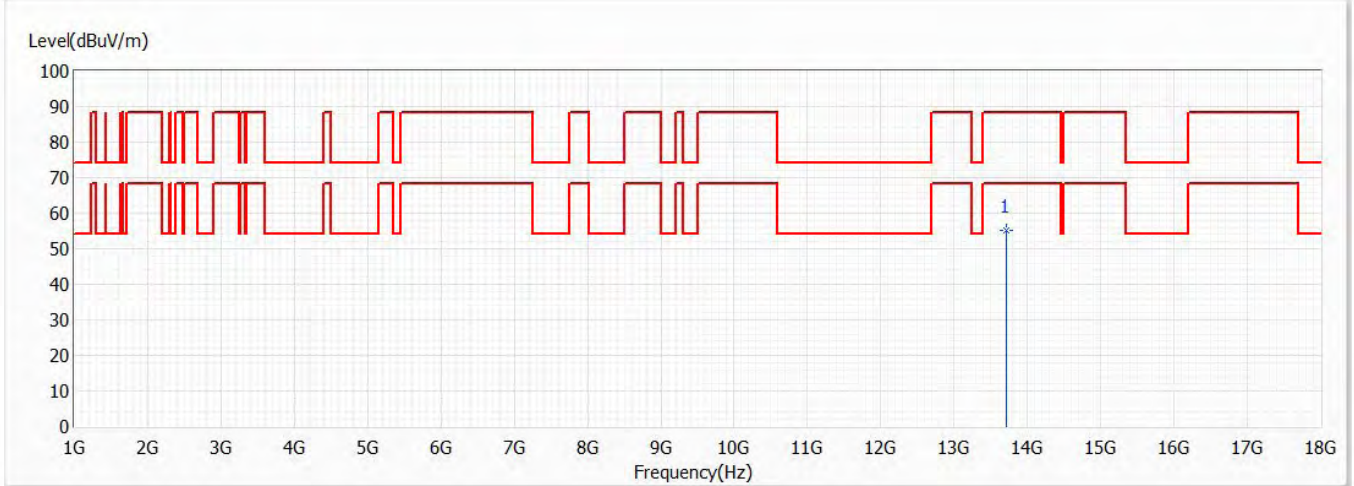


No	Frequency (MHz)	Emission Level (dBuV/m)	Limit (dBuV/m)	Margin (dB)	Reading Level (dBuV)	Correct Factor (dB)	Detector Type
* 1	20565.000	40.98	74.00	-33.02	49.09	-8.11	PK
2	27420.000	47.64	88.20	-40.56	48.38	-0.74	PK
3	34275.000	50.76	88.20	-37.44	50.01	0.75	PK

Note:

1. All reading above 1GHz is performed with peak and/or average measurements as necessary.
2. “ * ”, means this data is the worst value.
3. Emission Level = Reading Level + Correct Factor.
4. The average measurement was not performed when the peak measured data under the limit of average detection.

Model No	CR1000A	Site	CB4-H
Test Voltage	AC 120V/60Hz	Test Date	2021/3/15
Test Mode	Mode 1	Engineer	Elwin Lin
Polarity	Vertical	Temperature (°C)	19.0
Test Condition	802.11a,Ch181,6.855G,BW20M	Humidity (%RH)	58.0

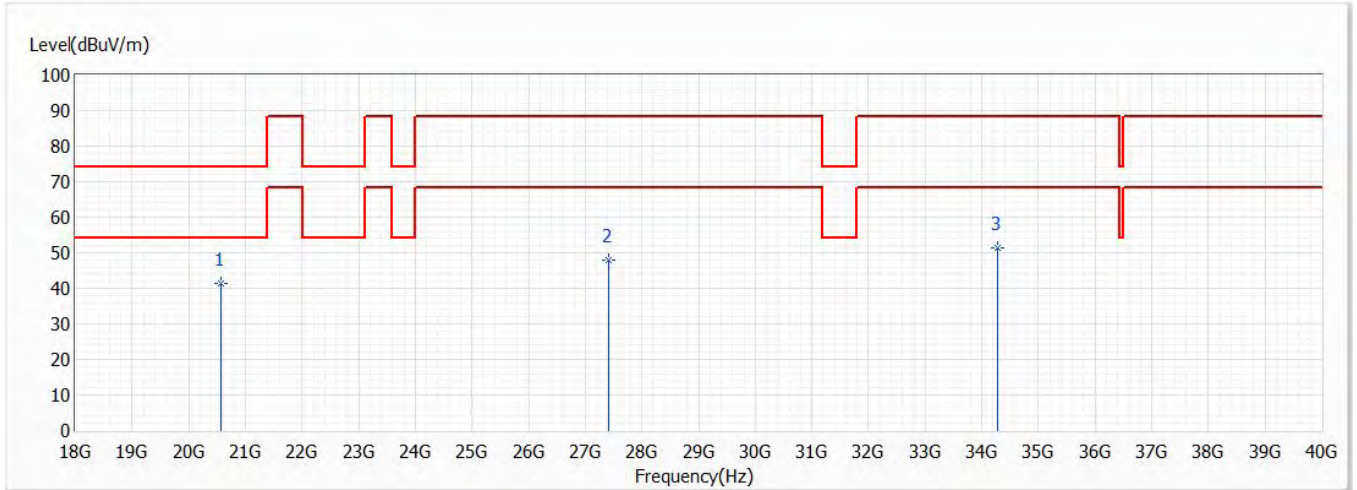


No	Frequency (MHz)	Emission Level (dBuV/m)	Limit (dBuV/m)	Margin (dB)	Reading Level (dBuV)	Correct Factor (dB)	Detector Type
* 1	13710.000	55.10	88.20	-33.10	40.11	14.99	PK

Note:

1. All reading above 1GHz is performed with peak and/or average measurements as necessary.
2. “ * ”, means this data is the worst value.
3. Emission Level = Reading Level + Correct Factor.
4. The average measurement was not performed when the peak measured data under the limit of average detection.

Model No	CR1000A	Site	CB4-H
Test Voltage	AC 120V/60Hz	Test Date	2021/3/23
Test Mode	Mode 1	Engineer	Elwin Lin
Polarity	Vertical	Temperature (°C)	19.0
Test Condition	802.11a,Ch181,6.855G,BW20M	Humidity (%RH)	58.0

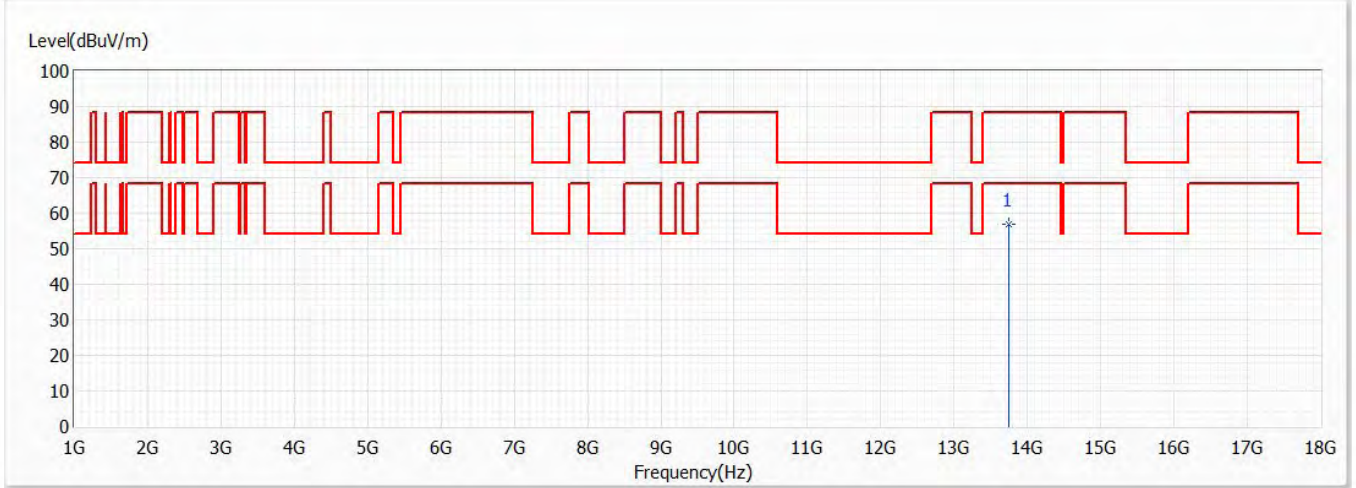


No	Frequency (MHz)	Emission Level (dBuV/m)	Limit (dBuV/m)	Margin (dB)	Reading Level (dBuV)	Correct Factor (dB)	Detector Type
* 1	20565.000	41.31	74.00	-32.69	49.42	-8.11	PK
2	27420.000	47.89	88.20	-40.31	48.63	-0.74	PK
3	34275.000	51.34	88.20	-36.86	50.59	0.75	PK

Note:

1. All reading above 1GHz is performed with peak and/or average measurements as necessary.
2. “ * ”, means this data is the worst value.
3. Emission Level = Reading Level + Correct Factor.
4. The average measurement was not performed when the peak measured data under the limit of average detection.

Model No	CR1000A	Site	CB4-H
Test Voltage	AC 120V/60Hz	Test Date	2021/5/25
Test Mode	Mode 1	Engineer	Elwin Lin
Polarity	Horizontal	Temperature (°C)	19.0
Test Condition	802.11a,Ch185,6.875G,BW20M	Humidity (%RH)	58.0

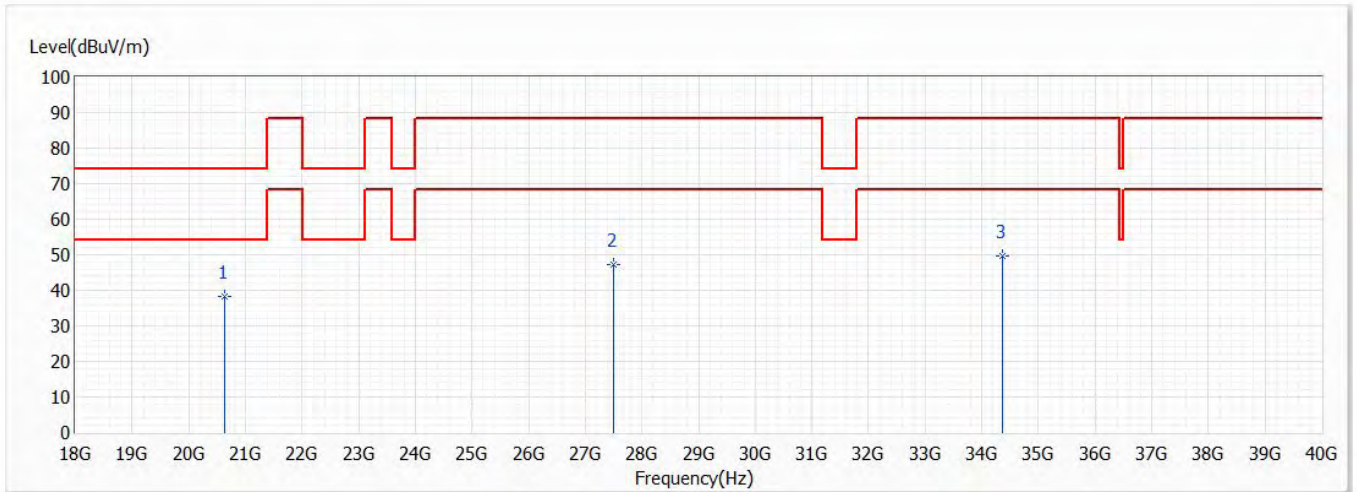


No	Frequency (MHz)	Emission Level (dBuV/m)	Limit (dBuV/m)	Margin (dB)	Reading Level (dBuV)	Correct Factor (dB)	Detector Type
* 1	13750.000	57.05	88.20	-31.15	42.18	14.87	PK

Note:

1. All reading above 1GHz is performed with peak and/or average measurements as necessary.
2. “ * ”, means this data is the worst value.
3. Emission Level = Reading Level + Correct Factor.
4. The average measurement was not performed when the peak measured data under the limit of average detection.

Model No	CR1000A	Site	CB4-H
Test Voltage	AC 120V/60Hz	Test Date	2021/3/23
Test Mode	Mode 1	Engineer	Elwin Lin
Polarity	Horizontal	Temperature (°C)	19.0
Test Condition	802.11a,Ch185,6.875G,BW20M	Humidity (%RH)	58.0

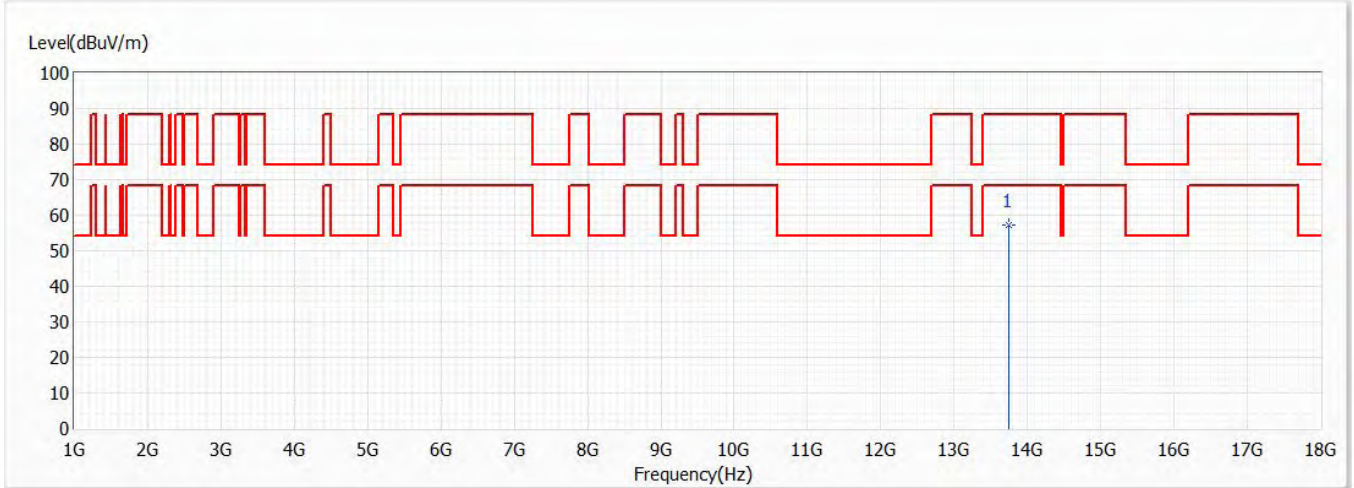


No	Frequency (MHz)	Emission Level (dBuV/m)	Limit (dBuV/m)	Margin (dB)	Reading Level (dBuV)	Correct Factor (dB)	Detector Type
* 1	20625.000	38.37	74.00	-35.63	46.41	-8.04	PK
2	27500.000	47.30	88.20	-40.90	47.79	-0.49	PK
3	34375.000	49.67	88.20	-38.53	48.86	0.81	PK

Note:

1. All reading above 1GHz is performed with peak and/or average measurements as necessary.
2. “ * ”, means this data is the worst value.
3. Emission Level = Reading Level + Correct Factor.
4. The average measurement was not performed when the peak measured data under the limit of average detection.

Model No	CR1000A	Site	CB4-H
Test Voltage	AC 120V/60Hz	Test Date	2021/5/25
Test Mode	Mode 1	Engineer	Elwin Lin
Polarity	Vertical	Temperature (°C)	19.0
Test Condition	802.11a,Ch185,6.875G,BW20M	Humidity (%RH)	58.0

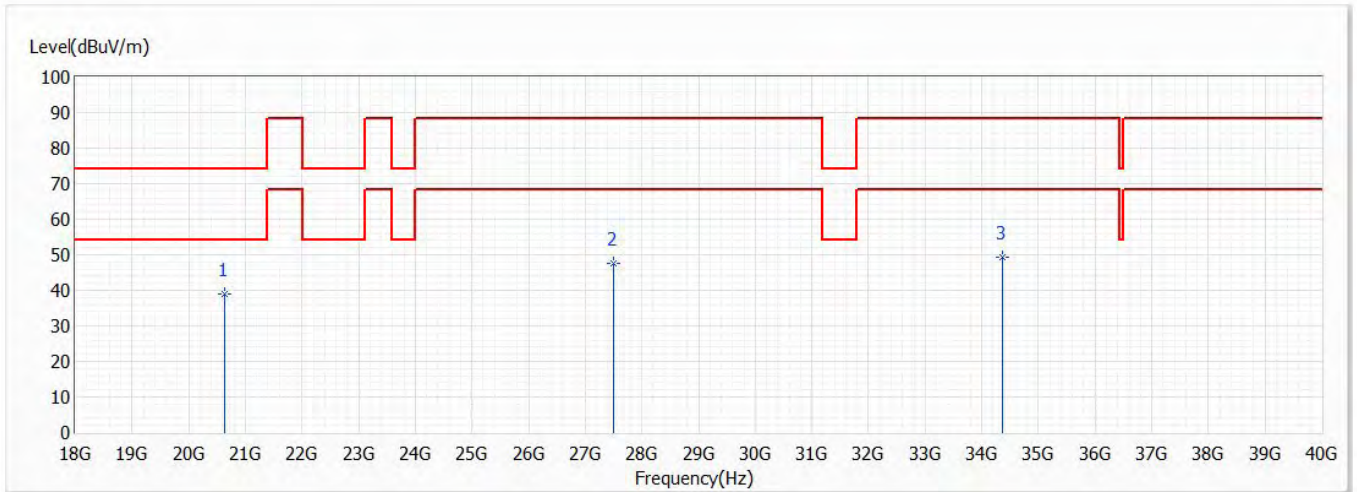


No	Frequency (MHz)	Emission Level (dBuV/m)	Limit (dBuV/m)	Margin (dB)	Reading Level (dBuV)	Correct Factor (dB)	Detector Type
* 1	13750.000	57.27	88.20	-30.93	42.40	14.87	PK

Note:

1. All reading above 1GHz is performed with peak and/or average measurements as necessary.
2. “ * ”, means this data is the worst value.
3. Emission Level = Reading Level + Correct Factor.
4. The average measurement was not performed when the peak measured data under the limit of average detection.

Model No	CR1000A	Site	CB4-H
Test Voltage	AC 120V/60Hz	Test Date	2021/3/23
Test Mode	Mode 1	Engineer	Elwin Lin
Polarity	Vertical	Temperature (°C)	19.0
Test Condition	802.11a,Ch185,6.875G,BW20M	Humidity (%RH)	58.0

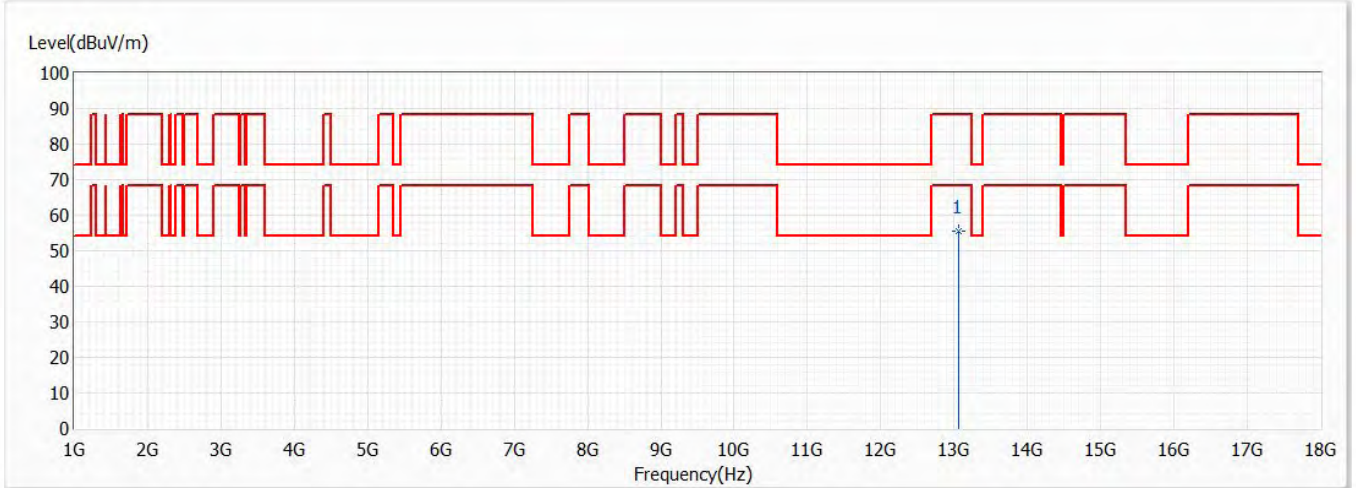


No	Frequency (MHz)	Emission Level (dBuV/m)	Limit (dBuV/m)	Margin (dB)	Reading Level (dBuV)	Correct Factor (dB)	Detector Type
* 1	20625.000	38.97	74.00	-35.03	47.01	-8.04	PK
2	27500.000	47.44	88.20	-40.76	47.93	-0.49	PK
3	34375.000	49.44	88.20	-38.76	48.63	0.81	PK

Note:

1. All reading above 1GHz is performed with peak and/or average measurements as necessary.
2. “ * ”, means this data is the worst value.
3. Emission Level = Reading Level + Correct Factor.
4. The average measurement was not performed when the peak measured data under the limit of average detection.

Model No	CR1000A	Site	CB4-H
Test Voltage	AC 120V/60Hz	Test Date	2021/3/15
Test Mode	Mode 1	Engineer	Elwin Lin
Polarity	Horizontal	Temperature (°C)	19.0
Test Condition	802.11ax,Ch117,6.535G,BW20M	Humidity (%RH)	58.0

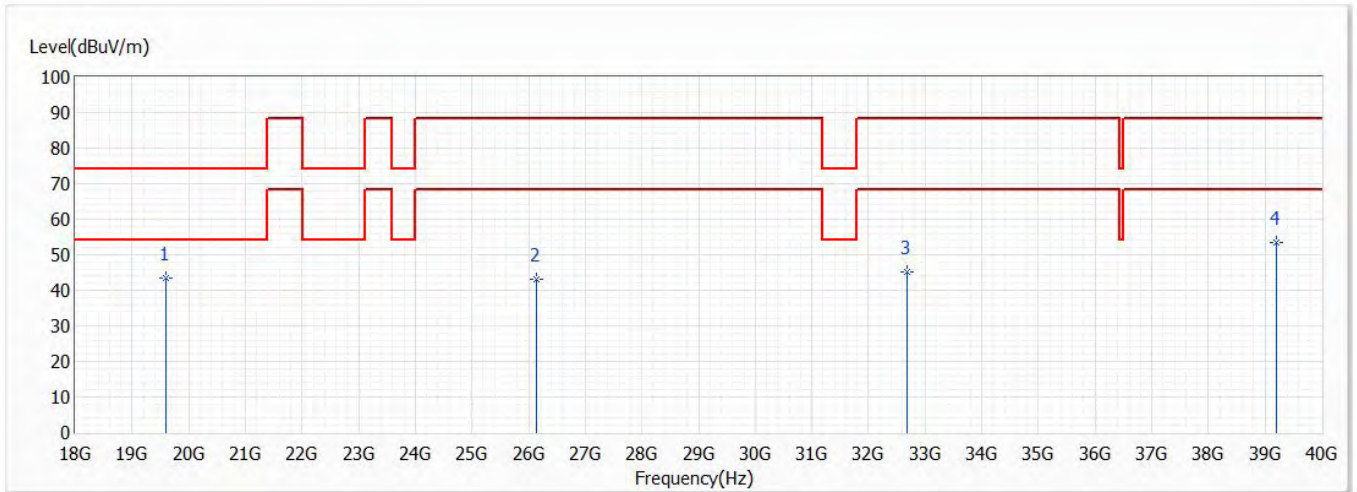


No	Frequency (MHz)	Emission Level (dBuV/m)	Limit (dBuV/m)	Margin (dB)	Reading Level (dBuV)	Correct Factor (dB)	Detector Type
* 1	13070.000	55.62	88.20	-32.58	41.92	13.70	PK

Note:

1. All reading above 1GHz is performed with peak and/or average measurements as necessary.
2. “ * ”, means this data is the worst value.
3. Emission Level = Reading Level + Correct Factor.
4. The average measurement was not performed when the peak measured data under the limit of average detection.

Model No	CR1000A	Site	CB4-H
Test Voltage	AC 120V/60Hz	Test Date	2021/3/23
Test Mode	Mode 1	Engineer	Elwin Lin
Polarity	Horizontal	Temperature (°C)	19.0
Test Condition	802.11ax,Ch117,6.535G,BW20M	Humidity (%RH)	58.0

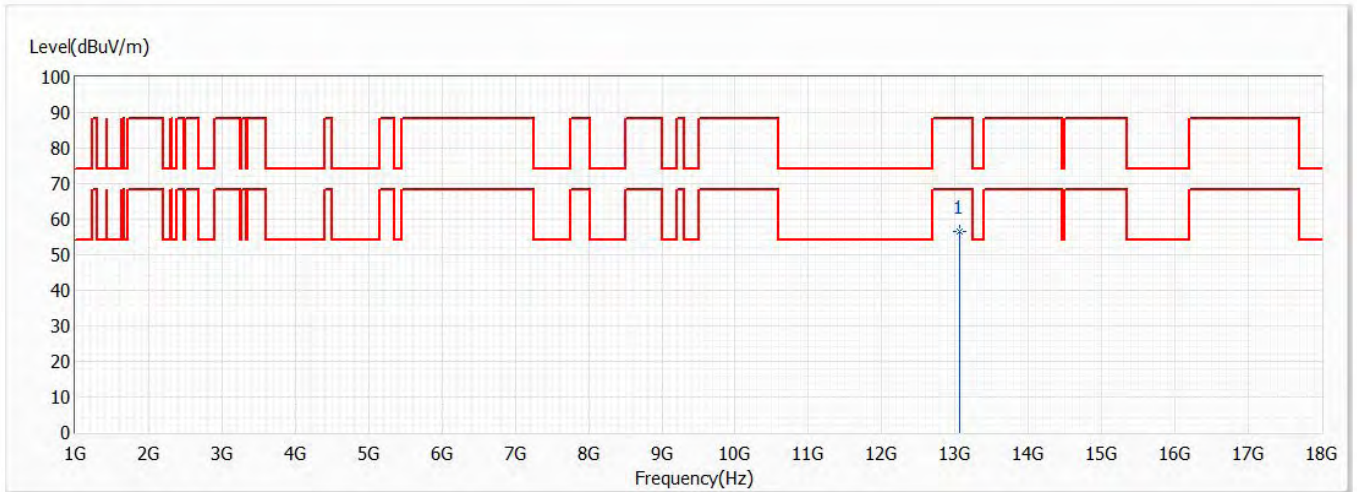


No	Frequency (MHz)	Emission Level (dBuV/m)	Limit (dBuV/m)	Margin (dB)	Reading Level (dBuV)	Correct Factor (dB)	Detector Type
* 1	19605.000	43.53	74.00	-30.47	50.16	-6.63	PK
2	26140.000	42.99	88.20	-45.21	47.07	-4.08	PK
3	32675.000	45.21	88.20	-42.99	45.52	-0.31	PK
4	39210.000	53.32	88.20	-34.88	48.14	5.18	PK

Note:

1. All reading above 1GHz is performed with peak and/or average measurements as necessary.
2. “ * ”, means this data is the worst value.
3. Emission Level = Reading Level + Correct Factor.
4. The average measurement was not performed when the peak measured data under the limit of average detection.

Model No	CR1000A	Site	CB4-H
Test Voltage	AC 120V/60Hz	Test Date	2021/3/15
Test Mode	Mode 1	Engineer	Elwin Lin
Polarity	Vertical	Temperature (°C)	19.0
Test Condition	802.11ax,Ch117,6.535G,BW20M	Humidity (%RH)	58.0

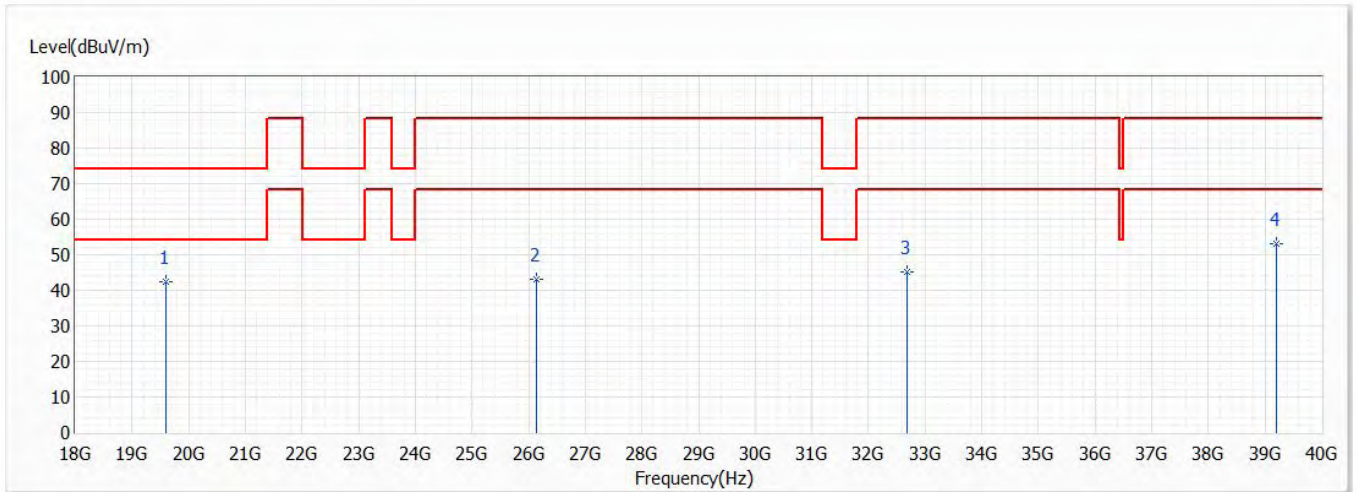


No	Frequency (MHz)	Emission Level (dBuV/m)	Limit (dBuV/m)	Margin (dB)	Reading Level (dBuV)	Correct Factor (dB)	Detector Type
* 1	13070.000	56.67	88.20	-31.53	42.97	13.70	PK

Note:

1. All reading above 1GHz is performed with peak and/or average measurements as necessary.
2. “ * ”, means this data is the worst value.
3. Emission Level = Reading Level + Correct Factor.
4. The average measurement was not performed when the peak measured data under the limit of average detection.

Model No	CR1000A	Site	CB4-H
Test Voltage	AC 120V/60Hz	Test Date	2021/3/23
Test Mode	Mode 1	Engineer	Elwin Lin
Polarity	Vertical	Temperature (°C)	19.0
Test Condition	802.11ax,Ch117,6.535G,BW20M	Humidity (%RH)	58.0

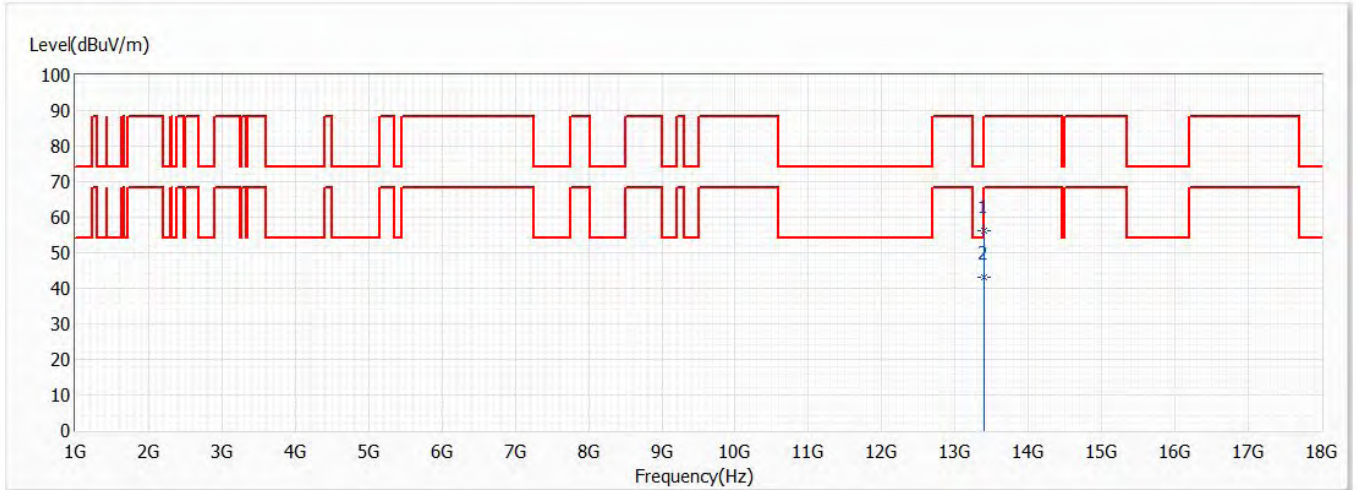


No	Frequency (MHz)	Emission Level (dBuV/m)	Limit (dBuV/m)	Margin (dB)	Reading Level (dBuV)	Correct Factor (dB)	Detector Type
* 1	19605.000	42.26	74.00	-31.74	48.89	-6.63	PK
2	26140.000	42.98	88.20	-45.22	47.06	-4.08	PK
3	32675.000	45.23	88.20	-42.97	45.54	-0.31	PK
4	39210.000	53.22	88.20	-34.98	48.04	5.18	PK

Note:

1. All reading above 1GHz is performed with peak and/or average measurements as necessary.
2. “ * ”, means this data is the worst value.
3. Emission Level = Reading Level + Correct Factor.
4. The average measurement was not performed when the peak measured data under the limit of average detection.

Model No	CR1000A	Site	CB4-H
Test Voltage	AC 120V/60Hz	Test Date	2021/3/15
Test Mode	Mode 1	Engineer	Elwin Lin
Polarity	Horizontal	Temperature (°C)	19.0
Test Condition	802.11ax,Ch149,6.695G,BW20M	Humidity (%RH)	58.0

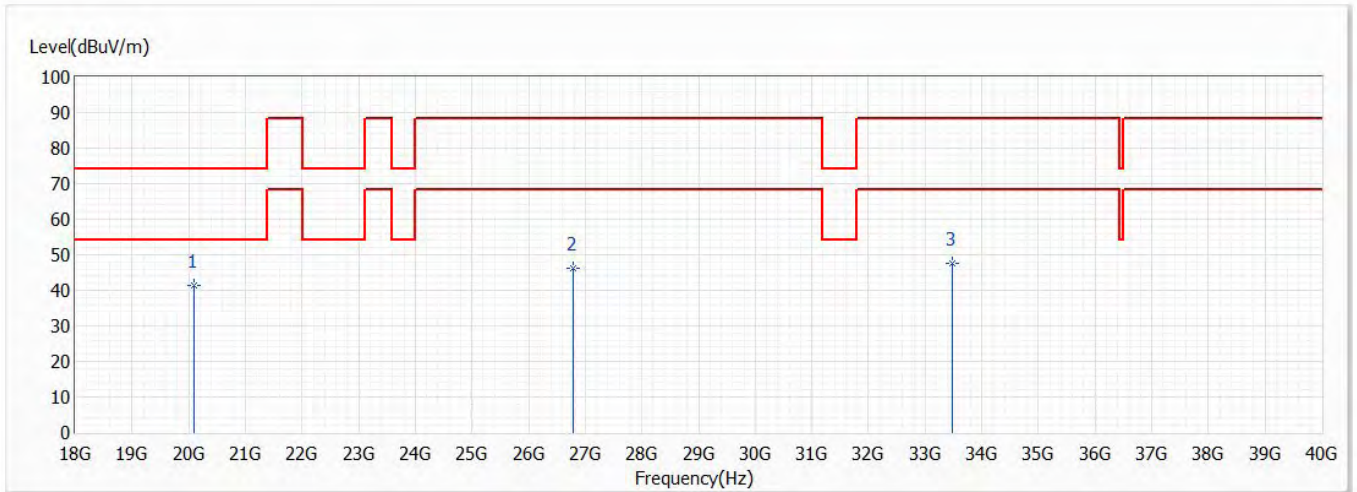


No	Frequency (MHz)	Emission Level (dBuV/m)	Limit (dBuV/m)	Margin (dB)	Reading Level (dBuV)	Correct Factor (dB)	Detector Type
1	13390.000	56.10	74.00	-17.90	41.76	14.34	PK
* 2	13390.000	42.95	54.00	-11.05	28.61	14.34	AV

Note:

1. All reading above 1GHz is performed with peak and/or average measurements as necessary.
2. “ * ”, means this data is the worst value.
3. Emission Level = Reading Level + Correct Factor.
4. The average measurement was not performed when the peak measured data under the limit of average detection.

Model No	CR1000A	Site	CB4-H
Test Voltage	AC 120V/60Hz	Test Date	2021/3/23
Test Mode	Mode 1	Engineer	Elwin Lin
Polarity	Horizontal	Temperature (°C)	19.0
Test Condition	802.11ax,Ch149,6.695G,BW20M	Humidity (%RH)	58.0

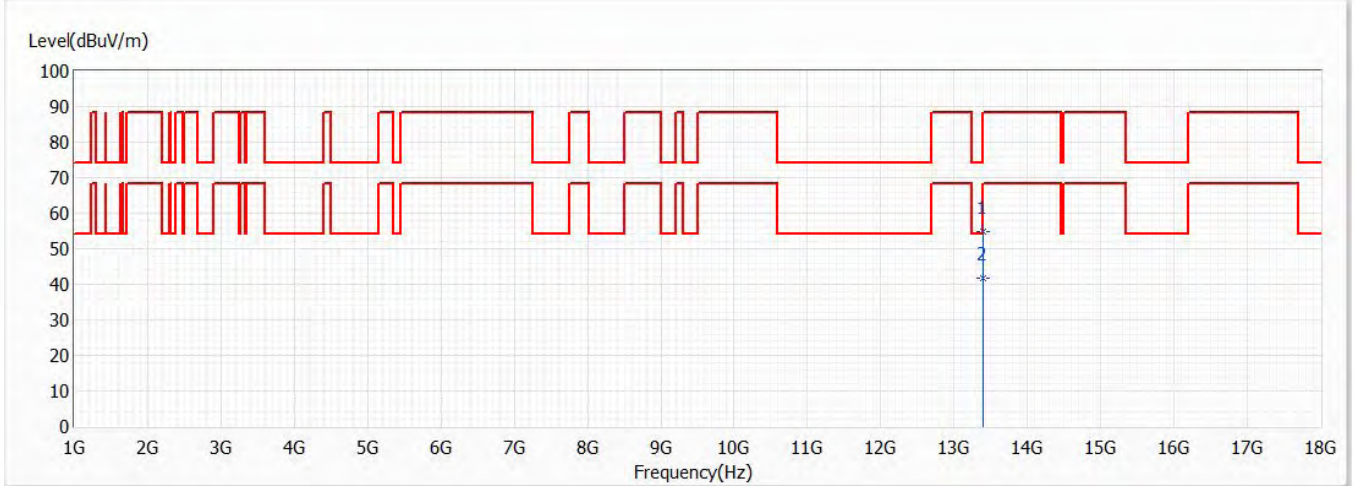


No	Frequency (MHz)	Emission Level (dBuV/m)	Limit (dBuV/m)	Margin (dB)	Reading Level (dBuV)	Correct Factor (dB)	Detector Type
* 1	20085.000	41.38	74.00	-32.62	47.96	-6.58	PK
2	26780.000	46.31	88.20	-41.89	48.29	-1.98	PK
3	33475.000	47.73	88.20	-40.47	47.50	0.23	PK

Note:

1. All reading above 1GHz is performed with peak and/or average measurements as necessary.
2. “ * ”, means this data is the worst value.
3. Emission Level = Reading Level + Correct Factor.
4. The average measurement was not performed when the peak measured data under the limit of average detection.

Model No	CR1000A	Site	CB4-H
Test Voltage	AC 120V/60Hz	Test Date	2021/3/15
Test Mode	Mode 1	Engineer	Elwin Lin
Polarity	Vertical	Temperature (°C)	19.0
Test Condition	802.11ax,Ch149,6.695G,BW20M	Humidity (%RH)	58.0

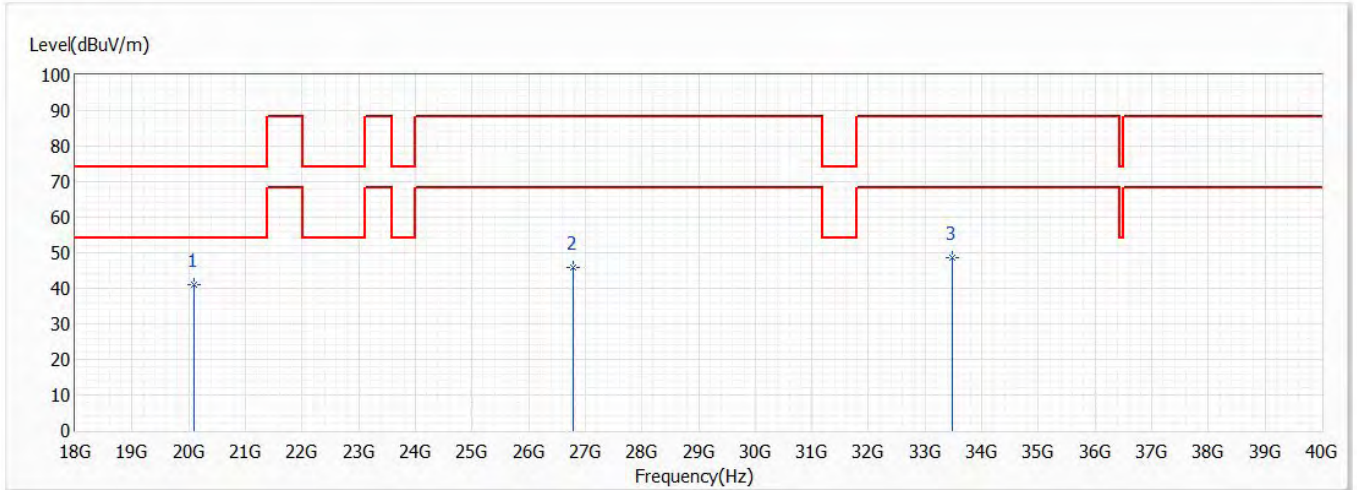


No	Frequency (MHz)	Emission Level (dBuV/m)	Limit (dBuV/m)	Margin (dB)	Reading Level (dBuV)	Correct Factor (dB)	Detector Type
1	13390.000	54.94	74.00	-19.06	40.60	14.34	PK
* 2	13390.000	41.56	54.00	-12.44	27.22	14.34	AV

Note:

1. All reading above 1GHz is performed with peak and/or average measurements as necessary.
2. “ * ”, means this data is the worst value.
3. Emission Level = Reading Level + Correct Factor.
4. The average measurement was not performed when the peak measured data under the limit of average detection.

Model No	CR1000A	Site	CB4-H
Test Voltage	AC 120V/60Hz	Test Date	2021/3/23
Test Mode	Mode 1	Engineer	Elwin Lin
Polarity	Vertical	Temperature (°C)	19.0
Test Condition	802.11ax,Ch149,6.695G,BW20M	Humidity (%RH)	58.0

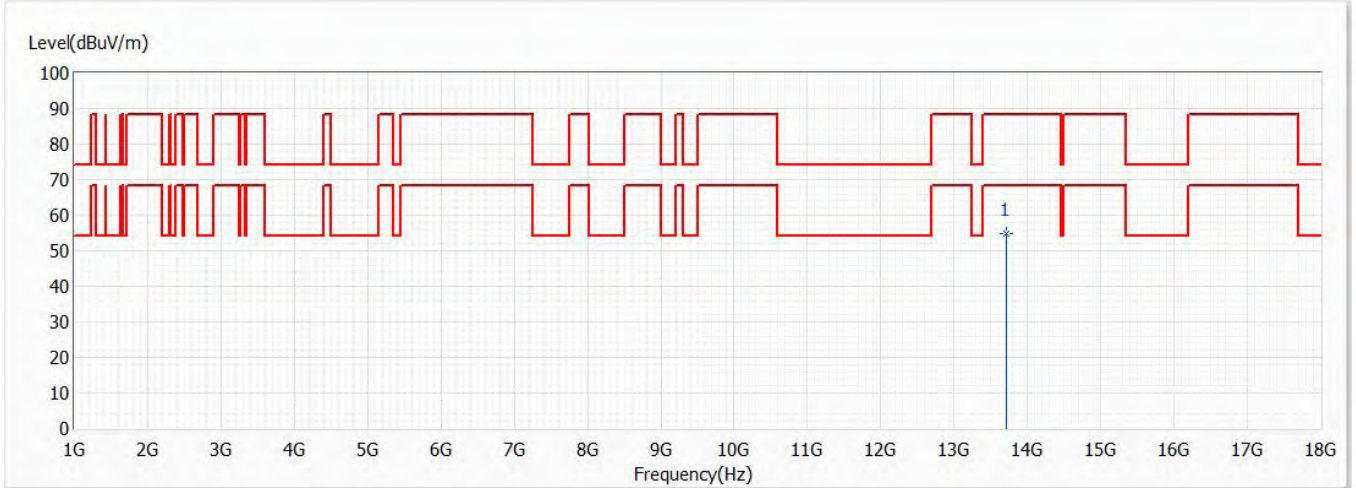


No	Frequency (MHz)	Emission Level (dBuV/m)	Limit (dBuV/m)	Margin (dB)	Reading Level (dBuV)	Correct Factor (dB)	Detector Type
* 1	20085.000	41.12	74.00	-32.88	47.70	-6.58	PK
2	26780.000	45.94	88.20	-42.26	47.92	-1.98	PK
3	33475.000	48.53	88.20	-39.67	48.30	0.23	PK

Note:

1. All reading above 1GHz is performed with peak and/or average measurements as necessary.
2. “ * ”, means this data is the worst value.
3. Emission Level = Reading Level + Correct Factor.
4. The average measurement was not performed when the peak measured data under the limit of average detection.

Model No	CR1000A	Site	CB4-H
Test Voltage	AC 120V/60Hz	Test Date	2021/3/15
Test Mode	Mode 1	Engineer	Elwin Lin
Polarity	Horizontal	Temperature (°C)	19.0
Test Condition	802.11ax,Ch181,6.855G,BW20M	Humidity (%RH)	58.0

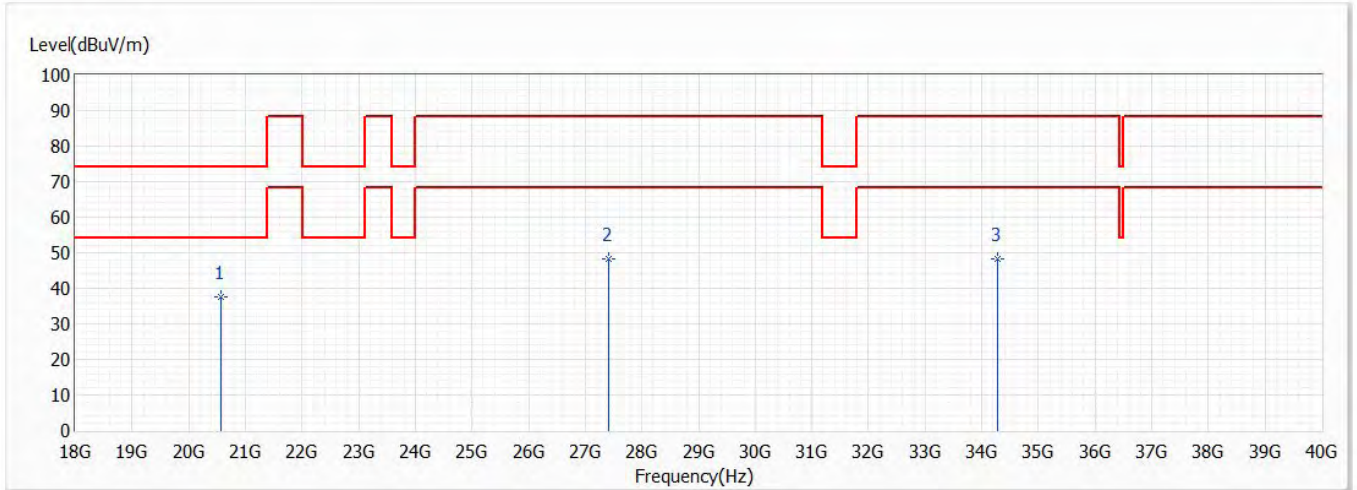


No	Frequency (MHz)	Emission Level (dBuV/m)	Limit (dBuV/m)	Margin (dB)	Reading Level (dBuV)	Correct Factor (dB)	Detector Type
* 1	13710.000	54.97	88.20	-33.23	39.98	14.99	PK

Note:

1. All reading above 1GHz is performed with peak and/or average measurements as necessary.
2. “ * ”, means this data is the worst value.
3. Emission Level = Reading Level + Correct Factor.
4. The average measurement was not performed when the peak measured data under the limit of average detection.

Model No	CR1000A	Site	CB4-H
Test Voltage	AC 120V/60Hz	Test Date	2021/3/23
Test Mode	Mode 1	Engineer	Elwin Lin
Polarity	Horizontal	Temperature (°C)	19.0
Test Condition	802.11ax,Ch181,6.855G,BW20M	Humidity (%RH)	58.0

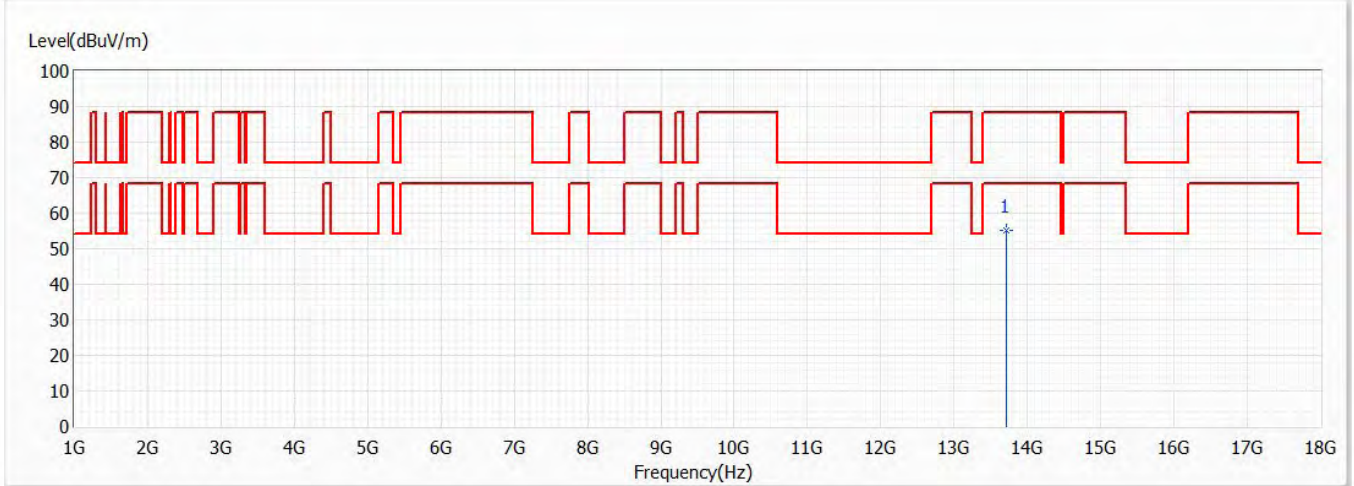


No	Frequency (MHz)	Emission Level (dBuV/m)	Limit (dBuV/m)	Margin (dB)	Reading Level (dBuV)	Correct Factor (dB)	Detector Type
* 1	20565.000	37.60	74.00	-36.40	45.71	-8.11	PK
2	27420.000	48.31	88.20	-39.89	49.05	-0.74	PK
3	34275.000	48.31	88.20	-39.89	47.56	0.75	PK

Note:

1. All reading above 1GHz is performed with peak and/or average measurements as necessary.
2. “ * ”, means this data is the worst value.
3. Emission Level = Reading Level + Correct Factor.
4. The average measurement was not performed when the peak measured data under the limit of average detection.

Model No	CR1000A	Site	CB4-H
Test Voltage	AC 120V/60Hz	Test Date	2021/3/15
Test Mode	Mode 1	Engineer	Elwin Lin
Polarity	Vertical	Temperature (°C)	19.0
Test Condition	802.11ax,Ch181,6.855G,BW20M	Humidity (%RH)	58.0

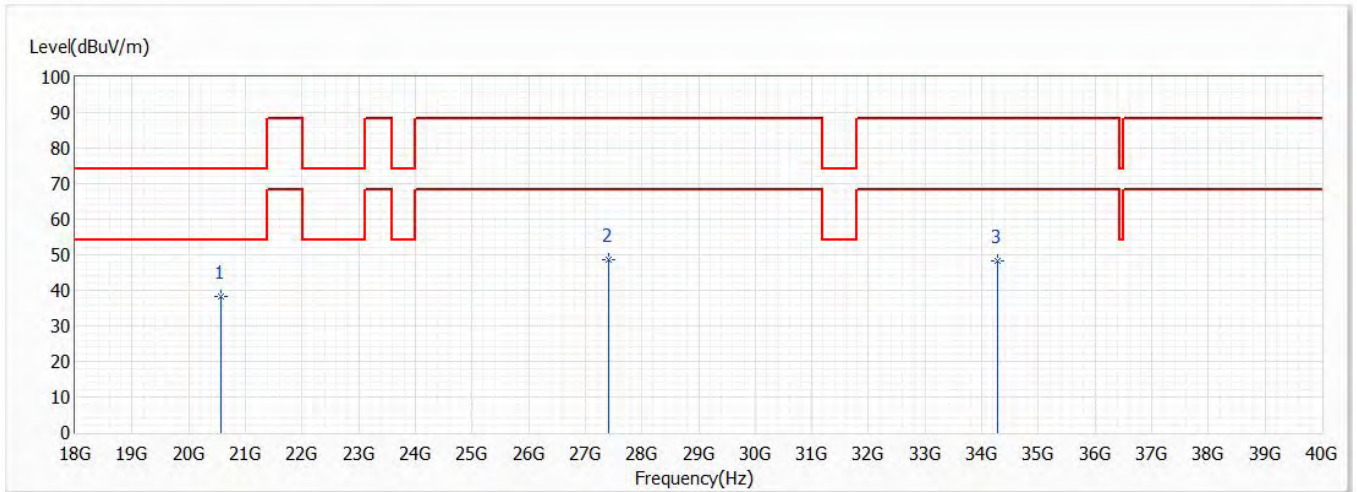


No	Frequency (MHz)	Emission Level (dBuV/m)	Limit (dBuV/m)	Margin (dB)	Reading Level (dBuV)	Correct Factor (dB)	Detector Type
* 1	13710.000	55.22	88.20	-32.98	40.23	14.99	PK

Note:

1. All reading above 1GHz is performed with peak and/or average measurements as necessary.
2. “ * ”, means this data is the worst value.
3. Emission Level = Reading Level + Correct Factor.
4. The average measurement was not performed when the peak measured data under the limit of average detection.

Model No	CR1000A	Site	CB4-H
Test Voltage	AC 120V/60Hz	Test Date	2021/3/23
Test Mode	Mode 1	Engineer	Elwin Lin
Polarity	Vertical	Temperature (°C)	19.0
Test Condition	802.11ax,Ch181,6.855G,BW20M	Humidity (%RH)	58.0

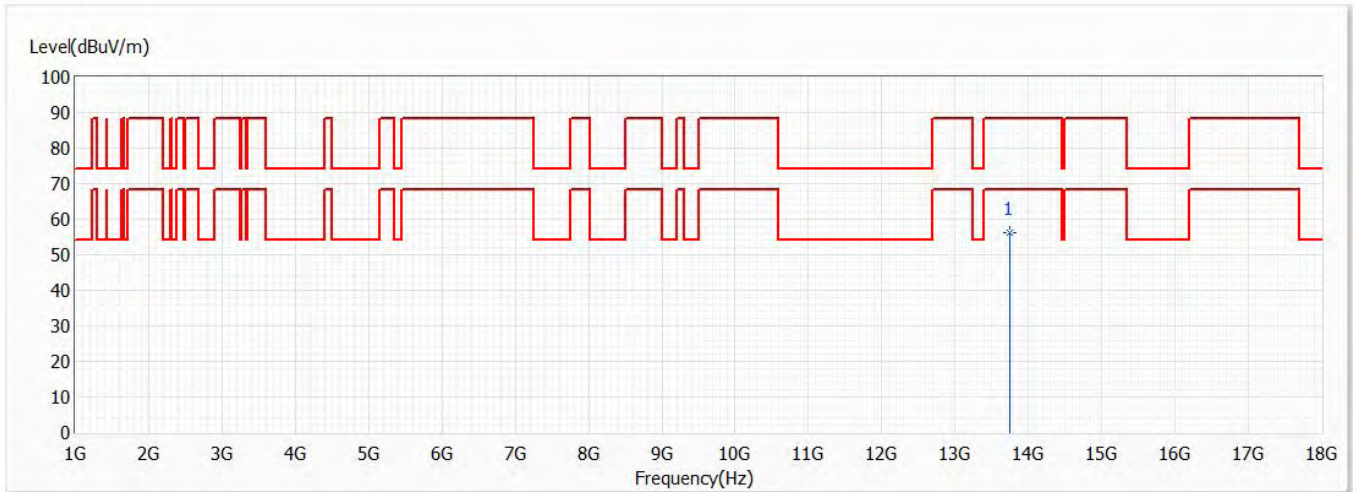


No	Frequency (MHz)	Emission Level (dBuV/m)	Limit (dBuV/m)	Margin (dB)	Reading Level (dBuV)	Correct Factor (dB)	Detector Type
* 1	20565.000	38.30	74.00	-35.70	46.41	-8.11	PK
2	27420.000	48.58	88.20	-39.62	49.32	-0.74	PK
3	34275.000	48.36	88.20	-39.84	47.61	0.75	PK

Note:

1. All reading above 1GHz is performed with peak and/or average measurements as necessary.
2. “ * ”, means this data is the worst value.
3. Emission Level = Reading Level + Correct Factor.
4. The average measurement was not performed when the peak measured data under the limit of average detection.

Model No	CR1000A	Site	CB4-H
Test Voltage	AC 120V/60Hz	Test Date	2021/5/25
Test Mode	Mode 1	Engineer	Elwin Lin
Polarity	Horizontal	Temperature (°C)	19.0
Test Condition	802.11ax,Ch185,6.875G,BW20M	Humidity (%RH)	58.0

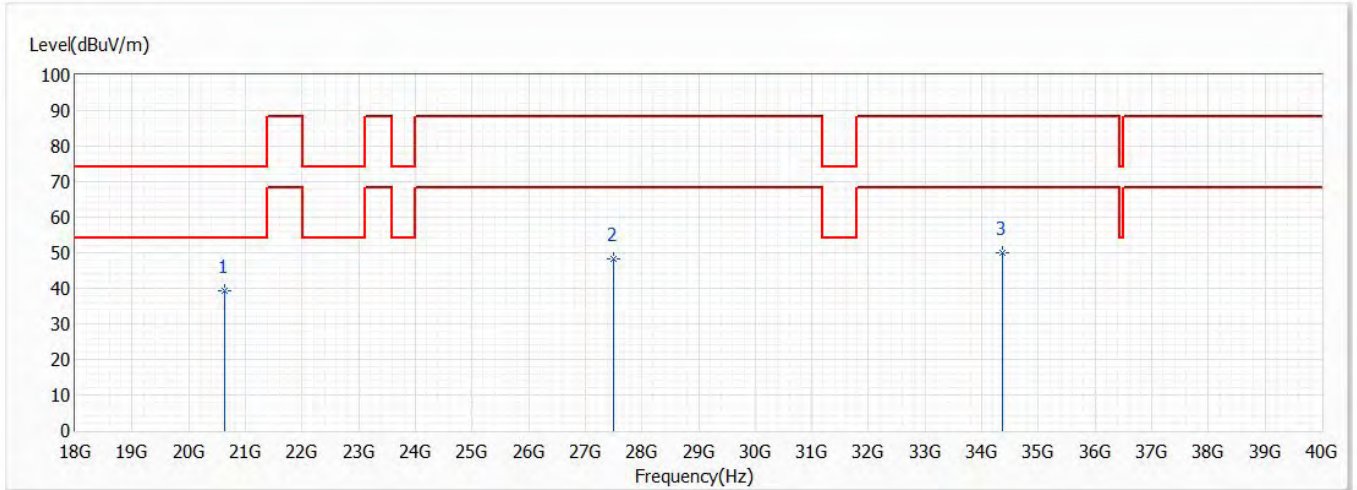


No	Frequency (MHz)	Emission Level (dBuV/m)	Limit (dBuV/m)	Margin (dB)	Reading Level (dBuV)	Correct Factor (dB)	Detector Type
* 1	13750.000	56.07	88.20	-32.13	41.20	14.87	PK

Note:

1. All reading above 1GHz is performed with peak and/or average measurements as necessary.
2. “ * ”, means this data is the worst value.
3. Emission Level = Reading Level + Correct Factor.
4. The average measurement was not performed when the peak measured data under the limit of average detection.

Model No	CR1000A	Site	CB4-H
Test Voltage	AC 120V/60Hz	Test Date	2021/3/23
Test Mode	Mode 1	Engineer	Elwin Lin
Polarity	Horizontal	Temperature (°C)	19.0
Test Condition	802.11ax,Ch185,6.875G,BW20M	Humidity (%RH)	58.0

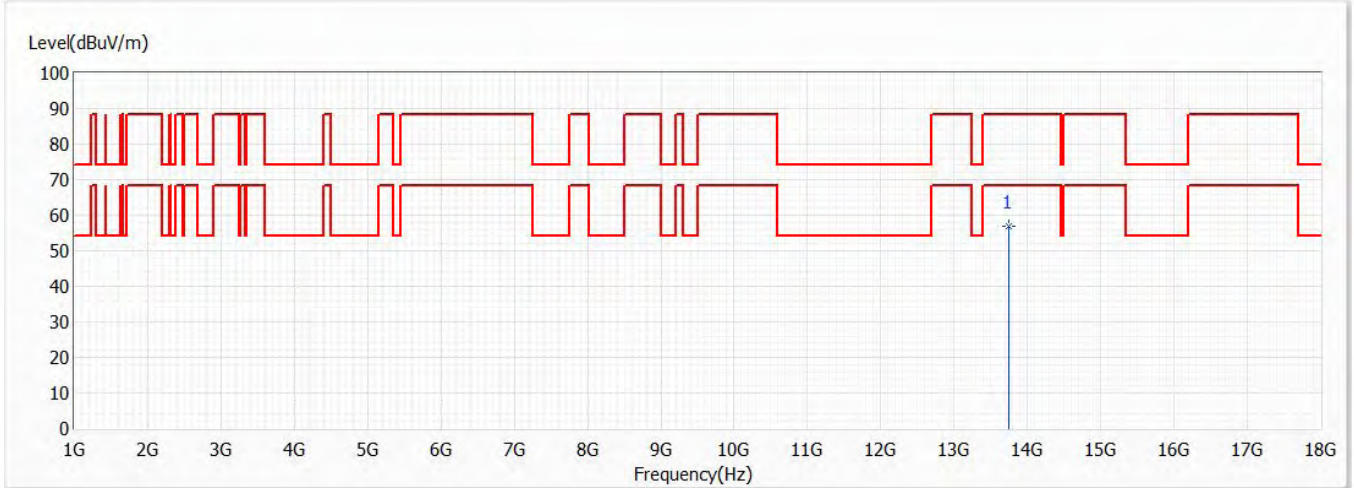


No	Frequency (MHz)	Emission Level (dBuV/m)	Limit (dBuV/m)	Margin (dB)	Reading Level (dBuV)	Correct Factor (dB)	Detector Type
* 1	20625.000	39.19	74.00	-34.81	47.23	-8.04	PK
2	27500.000	48.30	88.20	-39.90	48.79	-0.49	PK
3	34375.000	50.06	88.20	-38.14	49.25	0.81	PK

Note:

1. All reading above 1GHz is performed with peak and/or average measurements as necessary.
2. “ * ”, means this data is the worst value.
3. Emission Level = Reading Level + Correct Factor.
4. The average measurement was not performed when the peak measured data under the limit of average detection.

Model No	CR1000A	Site	CB4-H
Test Voltage	AC 120V/60Hz	Test Date	2021/5/25
Test Mode	Mode 1	Engineer	Elwin Lin
Polarity	Vertical	Temperature (°C)	19.0
Test Condition	802.11ax,Ch185,6.875G,BW20M	Humidity (%RH)	58.0

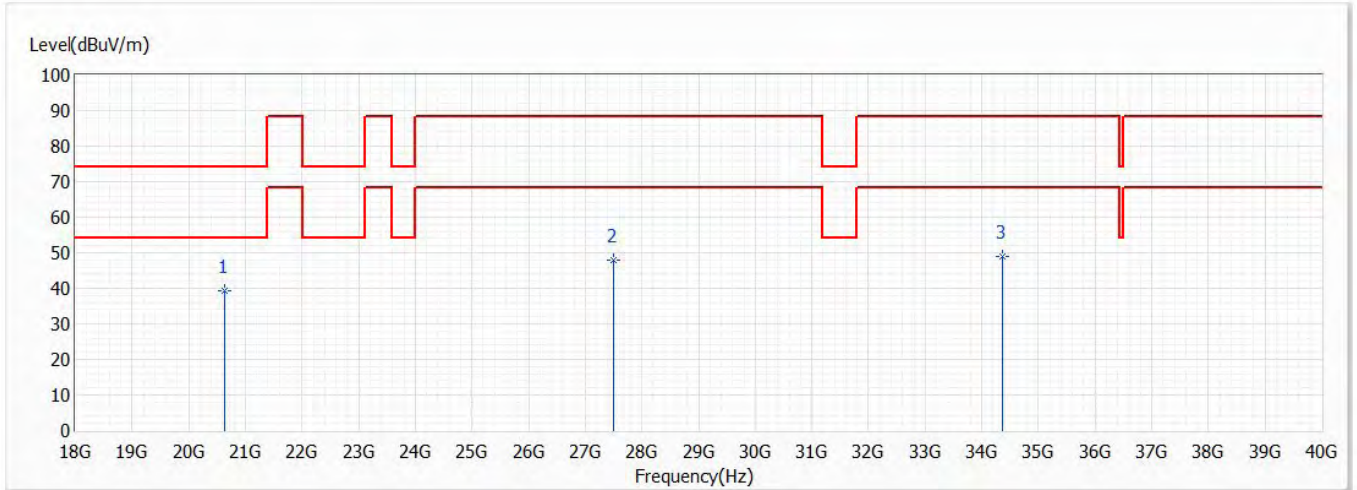


No	Frequency (MHz)	Emission Level (dBuV/m)	Limit (dBuV/m)	Margin (dB)	Reading Level (dBuV)	Correct Factor (dB)	Detector Type
* 1	13750.000	56.88	88.20	-31.32	42.01	14.87	PK

Note:

1. All reading above 1GHz is performed with peak and/or average measurements as necessary.
2. “ * ”, means this data is the worst value.
3. Emission Level = Reading Level + Correct Factor.
4. The average measurement was not performed when the peak measured data under the limit of average detection.

Model No	CR1000A	Site	CB4-H
Test Voltage	AC 120V/60Hz	Test Date	2021/3/23
Test Mode	Mode 1	Engineer	Elwin Lin
Polarity	Vertical	Temperature (°C)	19.0
Test Condition	802.11ax,Ch185,6.875G,BW20M	Humidity (%RH)	58.0

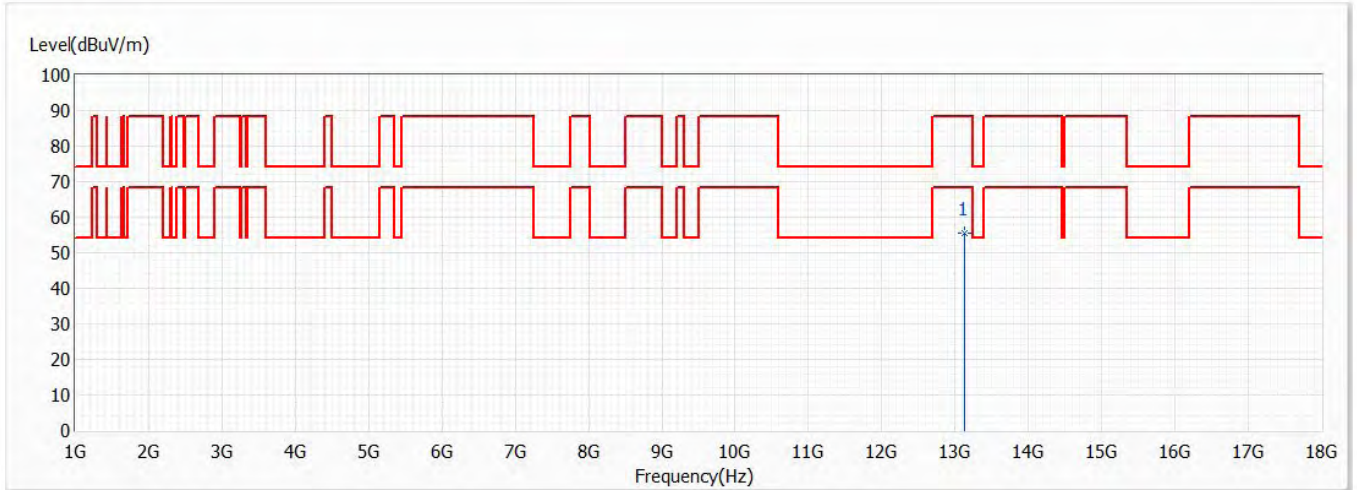


No	Frequency (MHz)	Emission Level (dBuV/m)	Limit (dBuV/m)	Margin (dB)	Reading Level (dBuV)	Correct Factor (dB)	Detector Type
* 1	20625.000	39.17	74.00	-34.83	47.21	-8.04	PK
2	27500.000	48.03	88.20	-40.17	48.52	-0.49	PK
3	34375.000	48.99	88.20	-39.21	48.18	0.81	PK

Note:

1. All reading above 1GHz is performed with peak and/or average measurements as necessary.
2. “ * ”, means this data is the worst value.
3. Emission Level = Reading Level + Correct Factor.
4. The average measurement was not performed when the peak measured data under the limit of average detection.

Model No	CR1000A	Site	CB4-H
Test Voltage	AC 120V/60Hz	Test Date	2021/3/15
Test Mode	Mode 1	Engineer	Elwin Lin
Polarity	Horizontal	Temperature (°C)	19.0
Test Condition	802.11ax,Ch123,6.565G,BW40M	Humidity (%RH)	58.0

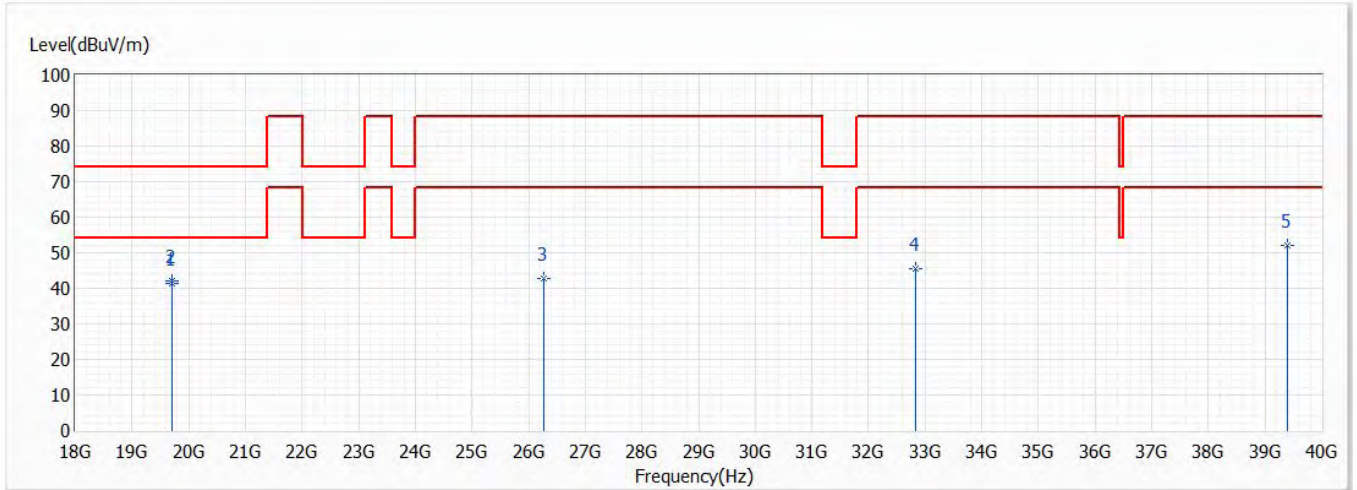


No	Frequency (MHz)	Emission Level (dBuV/m)	Limit (dBuV/m)	Margin (dB)	Reading Level (dBuV)	Correct Factor (dB)	Detector Type
* 1	13130.000	55.39	88.20	-32.81	41.65	13.74	PK

Note:

1. All reading above 1GHz is performed with peak and/or average measurements as necessary.
2. “ * ”, means this data is the worst value.
3. Emission Level = Reading Level + Correct Factor.
4. The average measurement was not performed when the peak measured data under the limit of average detection.

Model No	CR1000A	Site	CB4-H
Test Voltage	AC 120V/60Hz	Test Date	2021/3/23
Test Mode	Mode 1	Engineer	Elwin Lin
Polarity	Horizontal	Temperature (°C)	19.0
Test Condition	802.11ax,Ch123,6.565G,BW40M	Humidity (%RH)	58.0

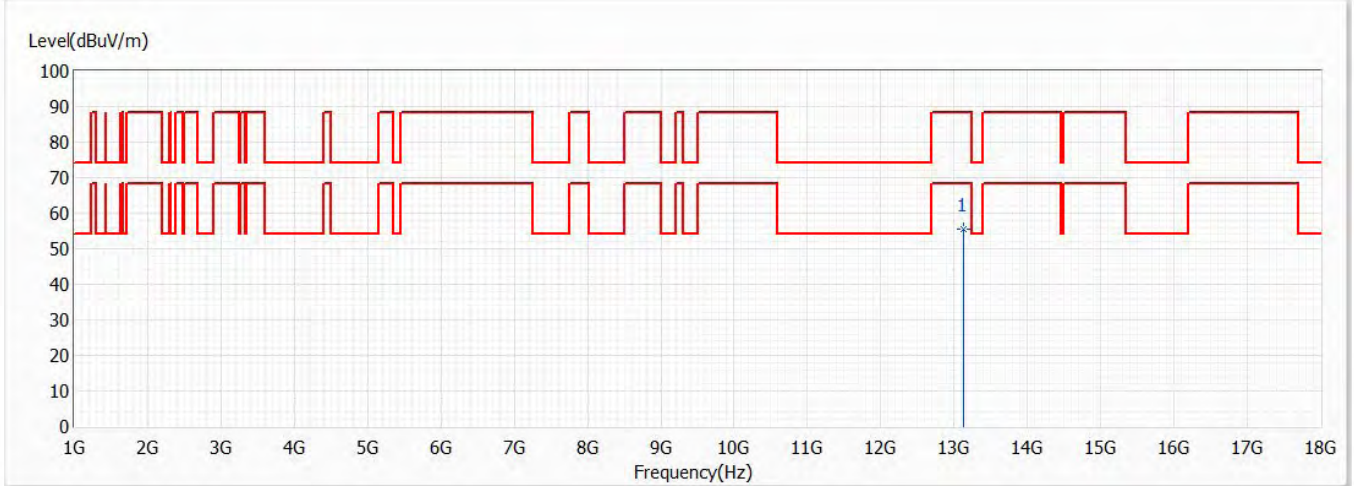


No	Frequency (MHz)	Emission Level (dBuV/m)	Limit (dBuV/m)	Margin (dB)	Reading Level (dBuV)	Correct Factor (dB)	Detector Type
1	19695.000	41.38	74.00	-32.62	47.88	-6.50	PK
* 2	19695.000	41.96	74.00	-32.04	48.46	-6.50	PK
3	26260.000	42.81	88.20	-45.39	46.62	-3.81	PK
4	32825.000	45.62	88.20	-42.58	45.73	-0.11	PK
5	39390.000	51.90	88.20	-36.30	46.52	5.38	PK

Note:

1. All reading above 1GHz is performed with peak and/or average measurements as necessary.
2. “ * ”, means this data is the worst value.
3. Emission Level = Reading Level + Correct Factor.
4. The average measurement was not performed when the peak measured data under the limit of average detection.

Model No	CR1000A	Site	CB4-H
Test Voltage	AC 120V/60Hz	Test Date	2021/3/15
Test Mode	Mode 1	Engineer	Elwin Lin
Polarity	Vertical	Temperature (°C)	19.0
Test Condition	802.11ax,Ch123,6.565G,BW40M	Humidity (%RH)	58.0

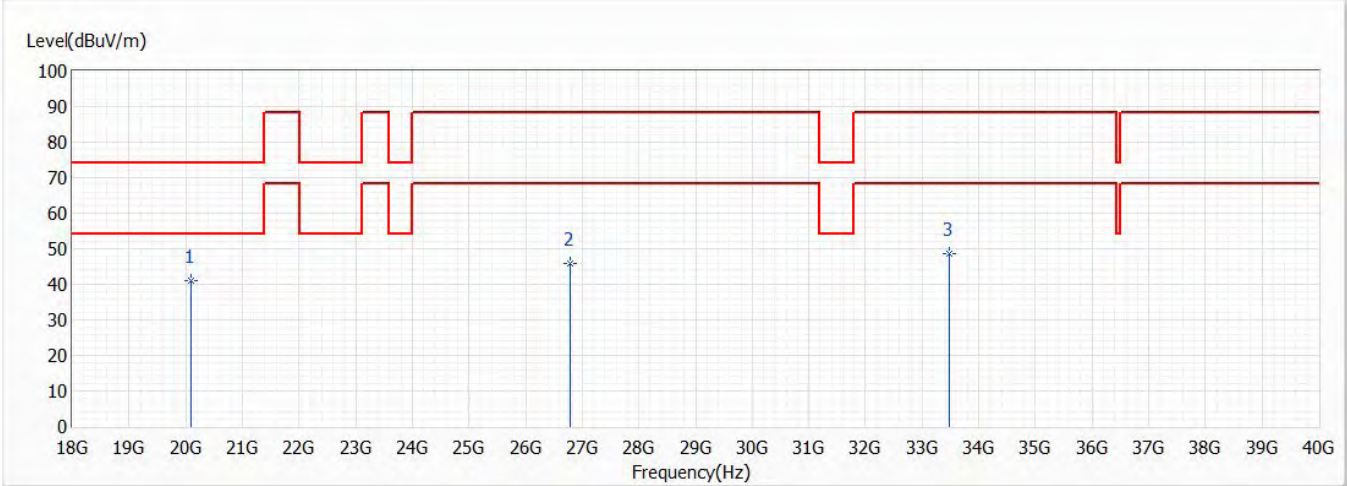


No	Frequency (MHz)	Emission Level (dBuV/m)	Limit (dBuV/m)	Margin (dB)	Reading Level (dBuV)	Correct Factor (dB)	Detector Type
* 1	13130.000	55.61	88.20	-32.59	41.87	13.74	PK

Note:

1. All reading above 1GHz is performed with peak and/or average measurements as necessary.
2. “ * ”, means this data is the worst value.
3. Emission Level = Reading Level + Correct Factor.
4. The average measurement was not performed when the peak measured data under the limit of average detection.

Model No	CR1000A	Site	CB4-H
Test Voltage	AC 120V/60Hz	Test Date	2021/3/23
Test Mode	Mode 1	Engineer	Elwin Lin
Polarity	Vertical	Temperature (°C)	19.0
Test Condition	802.11ax,Ch149,6.695G,BW20M	Humidity (%RH)	58.0

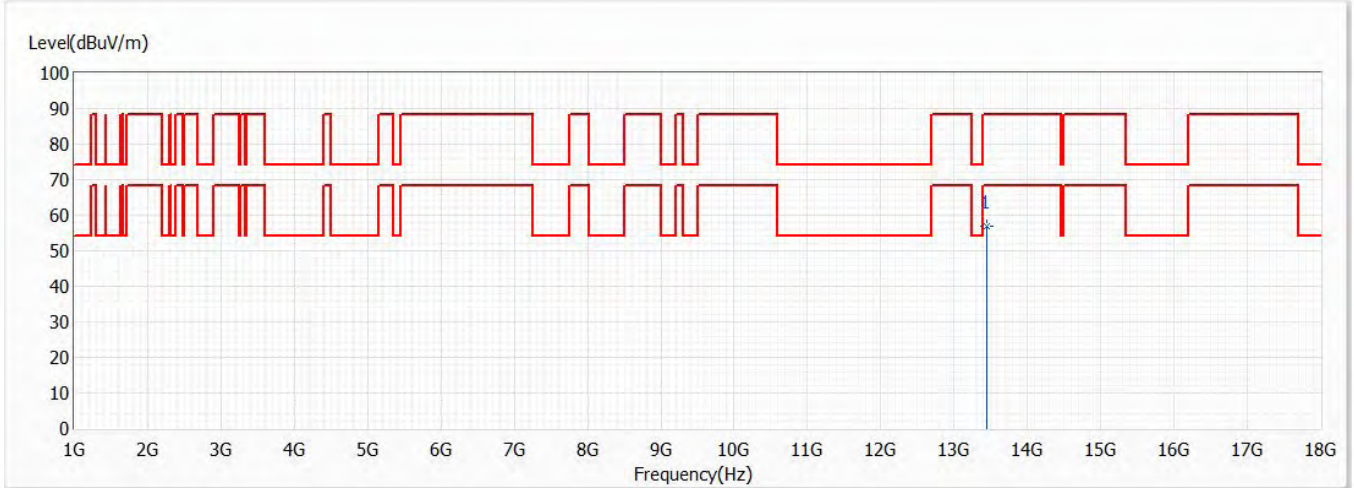


No	Frequency (MHz)	Emission Level (dBuV/m)	Limit (dBuV/m)	Margin (dB)	Reading Level (dBuV)	Correct Factor (dB)	Detector Type
* 1	20085.000	41.12	74.00	-32.88	47.70	-6.58	PK
2	26780.000	45.94	88.20	-42.26	47.92	-1.98	PK
3	33475.000	48.53	88.20	-39.67	48.30	0.23	PK

Note:

1. All reading above 1GHz is performed with peak and/or average measurements as necessary.
2. “ * ”, means this data is the worst value.
3. Emission Level = Reading Level + Correct Factor.
4. The average measurement was not performed when the peak measured data under the limit of average detection.

Model No	CR1000A	Site	CB4-H
Test Voltage	AC 120V/60Hz	Test Date	2021/3/15
Test Mode	Mode 1	Engineer	Elwin Lin
Polarity	Horizontal	Temperature (°C)	19.0
Test Condition	802.11ax,Ch155,6.725G,BW40M	Humidity (%RH)	58.0

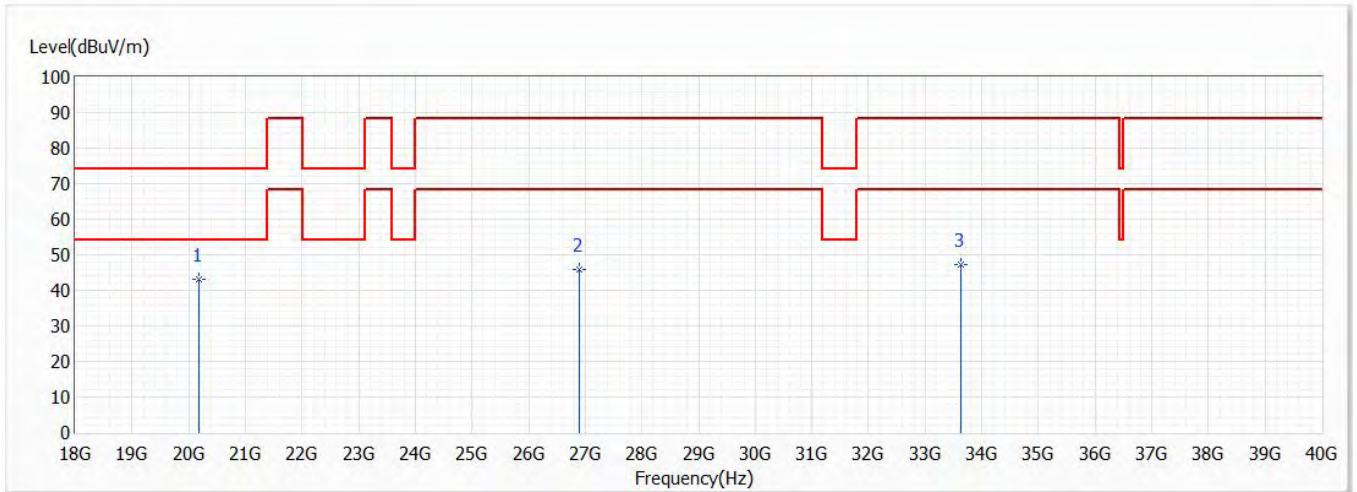


No	Frequency (MHz)	Emission Level (dBuV/m)	Limit (dBuV/m)	Margin (dB)	Reading Level (dBuV)	Correct Factor (dB)	Detector Type
* 1	13450.000	56.81	88.20	-31.39	42.13	14.68	PK

Note:

1. All reading above 1GHz is performed with peak and/or average measurements as necessary.
2. “ * ”, means this data is the worst value.
3. Emission Level = Reading Level + Correct Factor.
4. The average measurement was not performed when the peak measured data under the limit of average detection.

Model No	CR1000A	Site	CB4-H
Test Voltage	AC 120V/60Hz	Test Date	2021/3/23
Test Mode	Mode 1	Engineer	Elwin Lin
Polarity	Horizontal	Temperature (°C)	19.0
Test Condition	802.11ax,Ch155,6.725G,BW40M	Humidity (%RH)	58.0

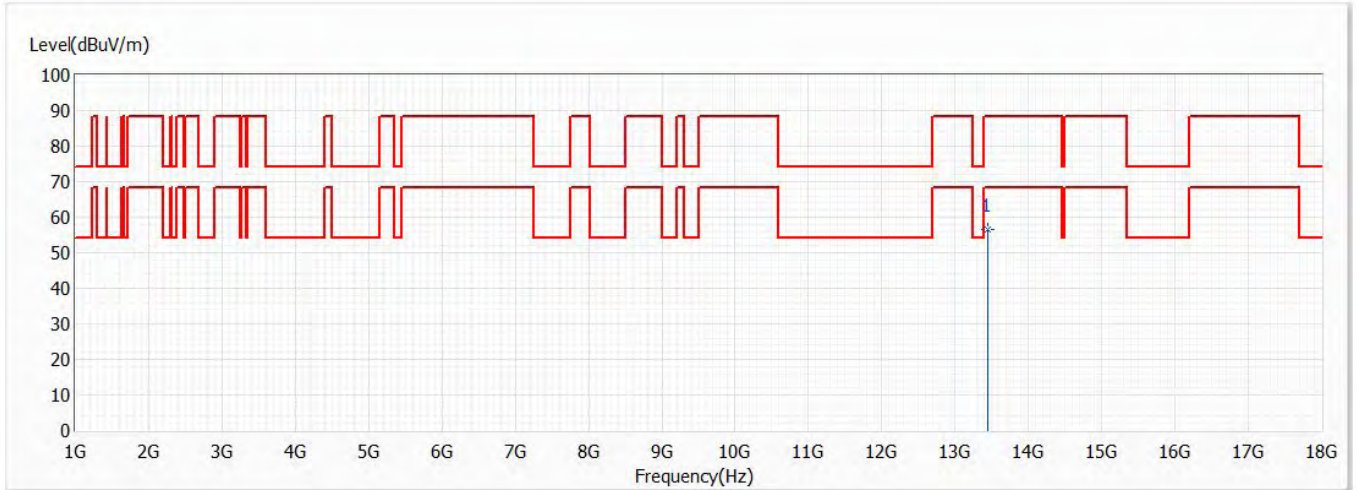


No	Frequency (MHz)	Emission Level (dBuV/m)	Limit (dBuV/m)	Margin (dB)	Reading Level (dBuV)	Correct Factor (dB)	Detector Type
* 1	20175.000	42.95	74.00	-31.05	49.92	-6.97	PK
2	26900.000	45.88	88.20	-42.32	47.76	-1.88	PK
3	33625.000	47.30	88.20	-40.90	47.00	0.30	PK

Note:

1. All reading above 1GHz is performed with peak and/or average measurements as necessary.
2. “ * ”, means this data is the worst value.
3. Emission Level = Reading Level + Correct Factor.
4. The average measurement was not performed when the peak measured data under the limit of average detection.

Model No	CR1000A	Site	CB4-H
Test Voltage	AC 120V/60Hz	Test Date	2021/3/15
Test Mode	Mode 1	Engineer	Elwin Lin
Polarity	Vertical	Temperature (°C)	19.0
Test Condition	802.11ax,Ch155,6.725G,BW40M	Humidity (%RH)	58.0

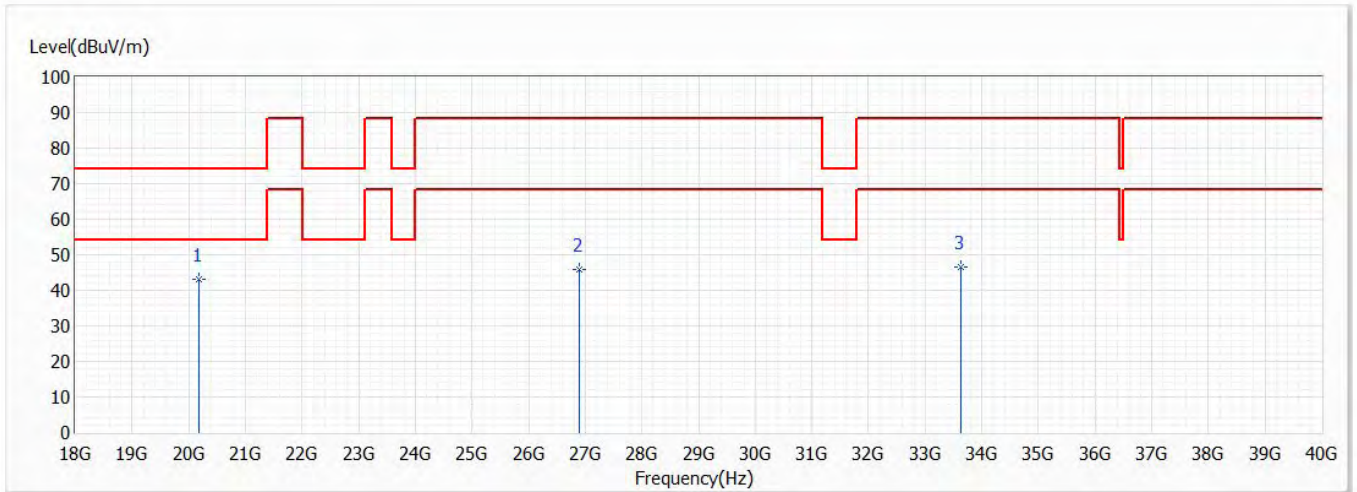


No	Frequency (MHz)	Emission Level (dBuV/m)	Limit (dBuV/m)	Margin (dB)	Reading Level (dBuV)	Correct Factor (dB)	Detector Type
* 1	13450.000	56.39	88.20	-31.81	41.71	14.68	PK

Note:

1. All reading above 1GHz is performed with peak and/or average measurements as necessary.
2. “ * ”, means this data is the worst value.
3. Emission Level = Reading Level + Correct Factor.
4. The average measurement was not performed when the peak measured data under the limit of average detection.

Model No	CR1000A	Site	CB4-H
Test Voltage	AC 120V/60Hz	Test Date	2021/3/23
Test Mode	Mode 1	Engineer	Elwin Lin
Polarity	Vertical	Temperature (°C)	19.0
Test Condition	802.11ax,Ch155,6.725G,BW40M	Humidity (%RH)	58.0

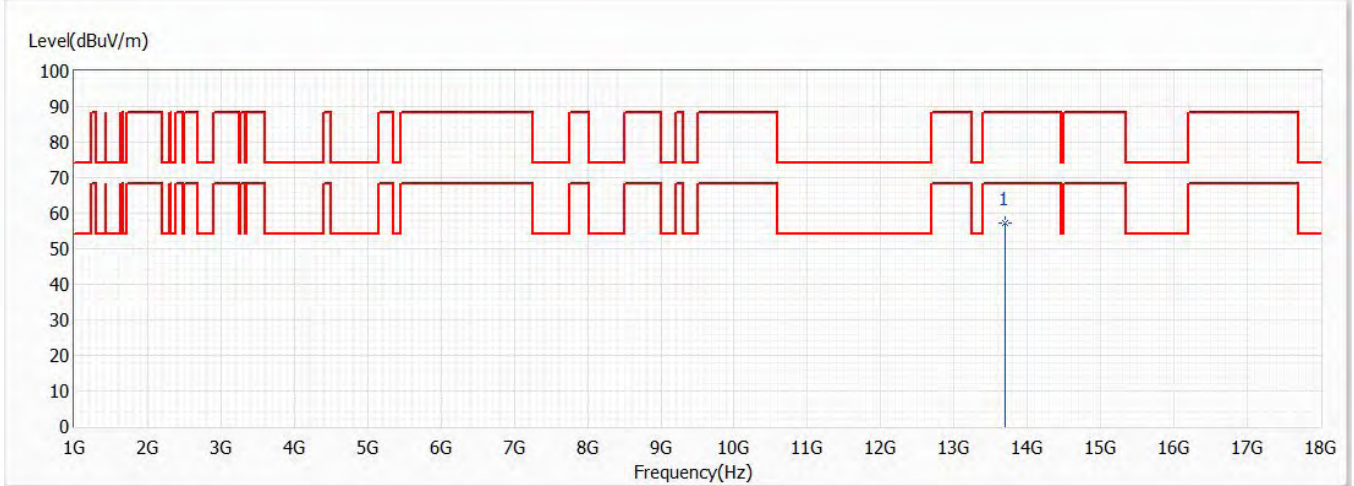


No	Frequency (MHz)	Emission Level (dBuV/m)	Limit (dBuV/m)	Margin (dB)	Reading Level (dBuV)	Correct Factor (dB)	Detector Type
* 1	20175.000	43.25	74.00	-30.75	50.22	-6.97	PK
2	26900.000	45.82	88.20	-42.38	47.70	-1.88	PK
3	33625.000	46.70	88.20	-41.50	46.40	0.30	PK

Note:

1. All reading above 1GHz is performed with peak and/or average measurements as necessary.
2. “ * ”, means this data is the worst value.
3. Emission Level = Reading Level + Correct Factor.
4. The average measurement was not performed when the peak measured data under the limit of average detection.

Model No	CR1000A	Site	CB4-H
Test Voltage	AC 120V/60Hz	Test Date	2021/3/15
Test Mode	Mode 1	Engineer	Elwin Lin
Polarity	Horizontal	Temperature (°C)	19.0
Test Condition	802.11ax,Ch179,6.845G,BW40M	Humidity (%RH)	58.0

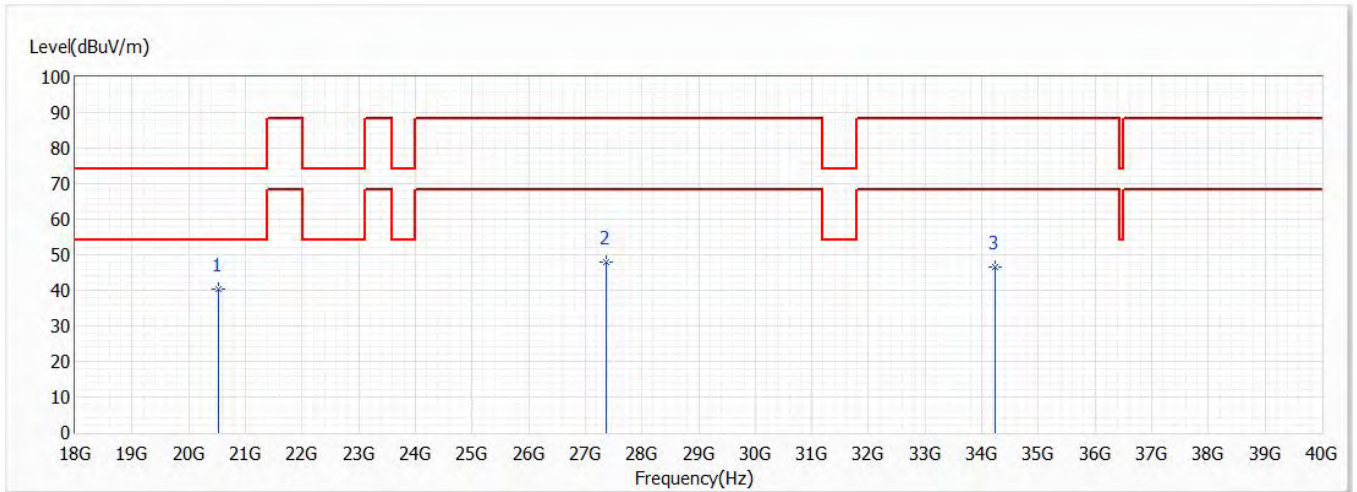


No	Frequency (MHz)	Emission Level (dBuV/m)	Limit (dBuV/m)	Margin (dB)	Reading Level (dBuV)	Correct Factor (dB)	Detector Type
* 1	13690.000	57.30	88.20	-30.90	42.31	14.99	PK

Note:

1. All reading above 1GHz is performed with peak and/or average measurements as necessary.
2. “ * ”, means this data is the worst value.
3. Emission Level = Reading Level + Correct Factor.
4. The average measurement was not performed when the peak measured data under the limit of average detection.

Model No	CR1000A	Site	CB4-H
Test Voltage	AC 120V/60Hz	Test Date	2021/3/23
Test Mode	Mode 1	Engineer	Elwin Lin
Polarity	Horizontal	Temperature (°C)	19.0
Test Condition	802.11ax,Ch179,6.845G,BW40M	Humidity (%RH)	58.0

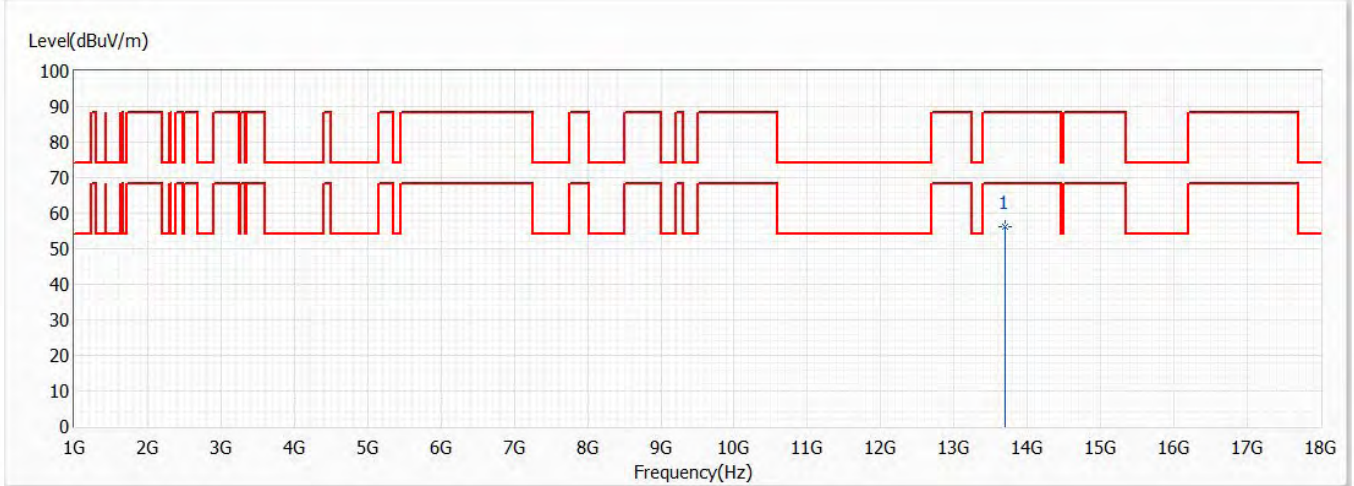


No	Frequency (MHz)	Emission Level (dBuV/m)	Limit (dBuV/m)	Margin (dB)	Reading Level (dBuV)	Correct Factor (dB)	Detector Type
* 1	20535.000	40.26	74.00	-33.74	48.39	-8.13	PK
2	27380.000	48.09	88.20	-40.11	48.97	-0.88	PK
3	34225.000	46.53	88.20	-41.67	45.83	0.70	PK

Note:

1. All reading above 1GHz is performed with peak and/or average measurements as necessary.
2. “ * ”, means this data is the worst value.
3. Emission Level = Reading Level + Correct Factor.
4. The average measurement was not performed when the peak measured data under the limit of average detection.

Model No	CR1000A	Site	CB4-H
Test Voltage	AC 120V/60Hz	Test Date	2021/3/15
Test Mode	Mode 1	Engineer	Elwin Lin
Polarity	Vertical	Temperature (°C)	19.0
Test Condition	802.11ax,Ch179,6.845G,BW40M	Humidity (%RH)	58.0

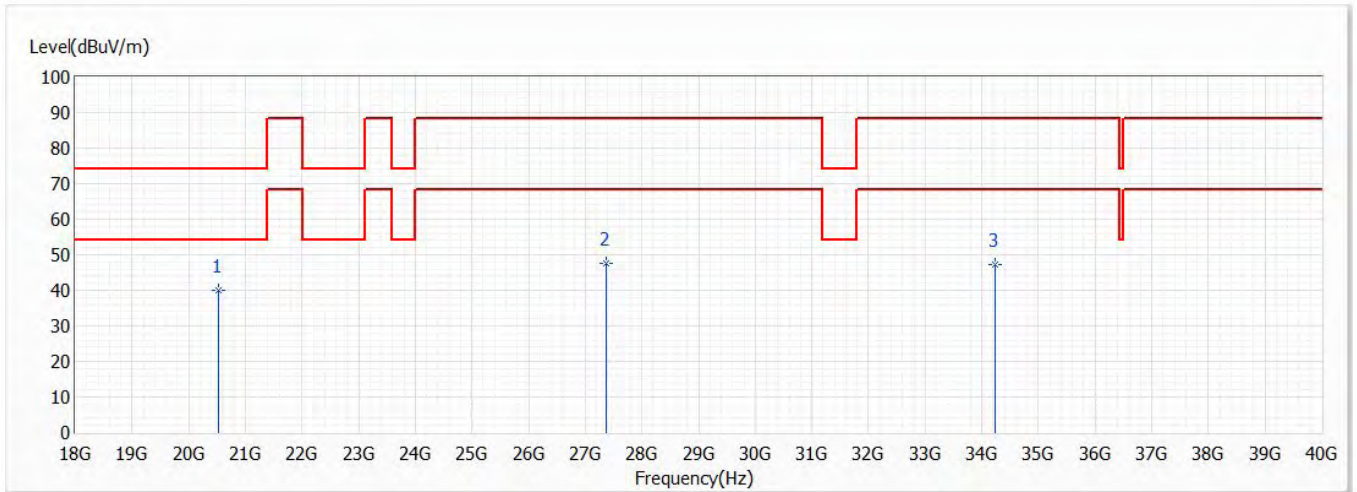


No	Frequency (MHz)	Emission Level (dBuV/m)	Limit (dBuV/m)	Margin (dB)	Reading Level (dBuV)	Correct Factor (dB)	Detector Type
* 1	13690.000	56.37	88.20	-31.83	41.38	14.99	PK

Note:

1. All reading above 1GHz is performed with peak and/or average measurements as necessary.
2. “ * ”, means this data is the worst value.
3. Emission Level = Reading Level + Correct Factor.
4. The average measurement was not performed when the peak measured data under the limit of average detection.

Model No	CR1000A	Site	CB4-H
Test Voltage	AC 120V/60Hz	Test Date	2021/3/23
Test Mode	Mode 1	Engineer	Elwin Lin
Polarity	Vertical	Temperature (°C)	19.0
Test Condition	802.11ax,Ch179,6.845G,BW40M	Humidity (%RH)	58.0

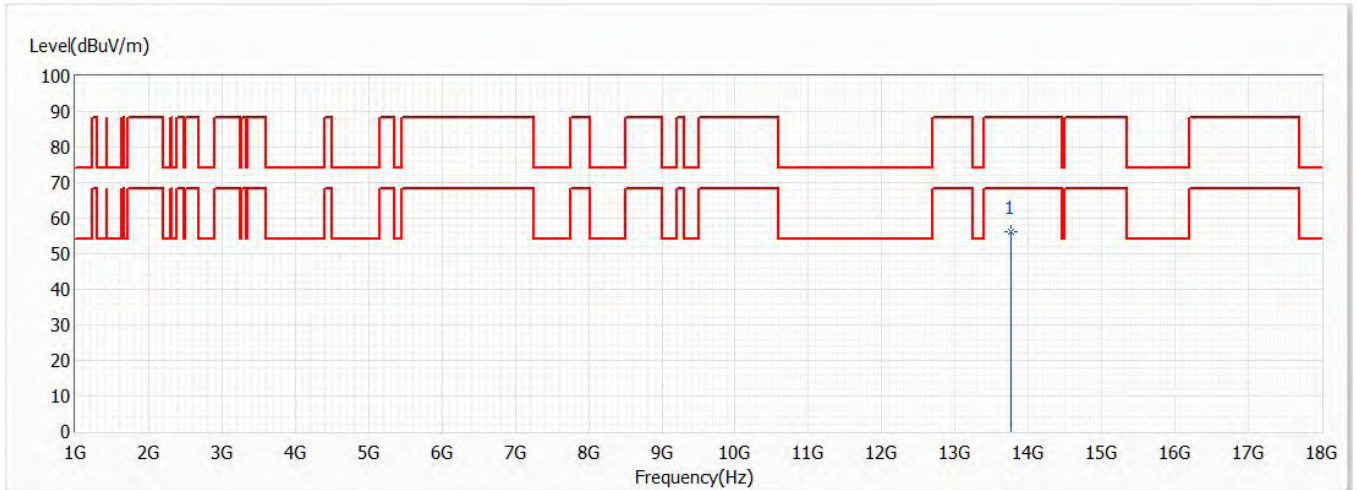


No	Frequency (MHz)	Emission Level (dBuV/m)	Limit (dBuV/m)	Margin (dB)	Reading Level (dBuV)	Correct Factor (dB)	Detector Type
* 1	20535.000	39.91	74.00	-34.09	48.04	-8.13	PK
2	27380.000	47.73	88.20	-40.47	48.61	-0.88	PK
3	34225.000	47.11	88.20	-41.09	46.41	0.70	PK

Note:

1. All reading above 1GHz is performed with peak and/or average measurements as necessary.
2. “ * ”, means this data is the worst value.
3. Emission Level = Reading Level + Correct Factor.
4. The average measurement was not performed when the peak measured data under the limit of average detection.

Model No	CR1000A	Site	CB4-H
Test Voltage	AC 120V/60Hz	Test Date	2021/5/25
Test Mode	Mode 1	Engineer	Elwin Lin
Polarity	Horizontal	Temperature (°C)	19.0
Test Condition	802.11ax,Ch187,6.885G,BW40M	Humidity (%RH)	58.0

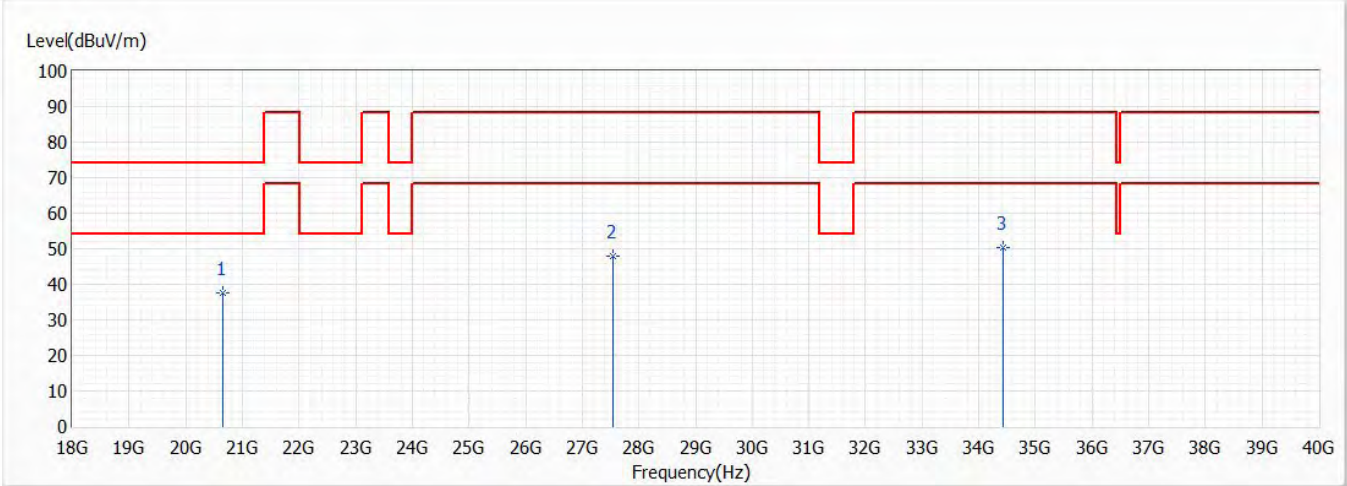


No	Frequency (MHz)	Emission Level (dBuV/m)	Limit (dBuV/m)	Margin (dB)	Reading Level (dBuV)	Correct Factor (dB)	Detector Type
* 1	13770.000	56.36	88.20	-31.84	41.55	14.81	PK

Note:

1. All reading above 1GHz is performed with peak and/or average measurements as necessary.
2. “ * ”, means this data is the worst value.
3. Emission Level = Reading Level + Correct Factor.
4. The average measurement was not performed when the peak measured data under the limit of average detection.

Model No	CR1000A	Site	CB4-H
Test Voltage	AC 120V/60Hz	Test Date	2021/3/23
Test Mode	Mode 1	Engineer	Elwin Lin
Polarity	Horizontal	Temperature (°C)	19.0
Test Condition	802.11ax,Ch187,6.885G,BW40M	Humidity (%RH)	58.0

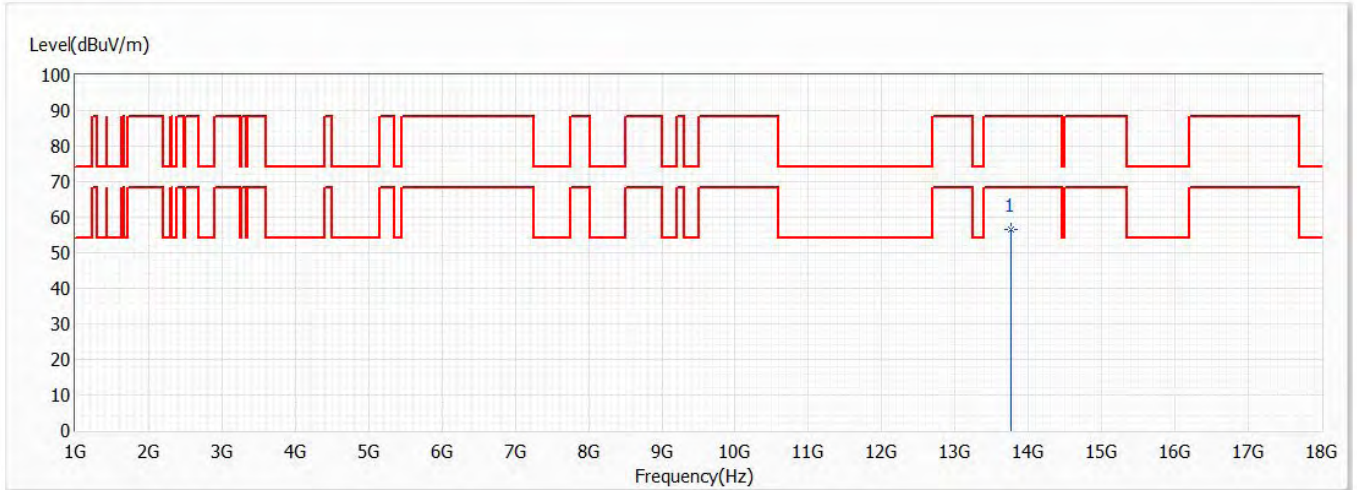


No	Frequency (MHz)	Emission Level (dBuV/m)	Limit (dBuV/m)	Margin (dB)	Reading Level (dBuV)	Correct Factor (dB)	Detector Type
* 1	20655.000	37.66	74.00	-36.34	45.68	-8.02	PK
2	27540.000	47.86	88.20	-40.34	48.40	-0.54	PK
3	34425.000	50.47	88.20	-37.73	49.63	0.84	PK

Note:

1. All reading above 1GHz is performed with peak and/or average measurements as necessary.
2. “ * ”, means this data is the worst value.
3. Emission Level = Reading Level + Correct Factor.
4. The average measurement was not performed when the peak measured data under the limit of average detection.

Model No	CR1000A	Site	CB4-H
Test Voltage	AC 120V/60Hz	Test Date	2021/5/25
Test Mode	Mode 1	Engineer	Elwin Lin
Polarity	Vertical	Temperature (°C)	19.0
Test Condition	802.11ax,Ch187,6.885G,BW40M	Humidity (%RH)	58.0

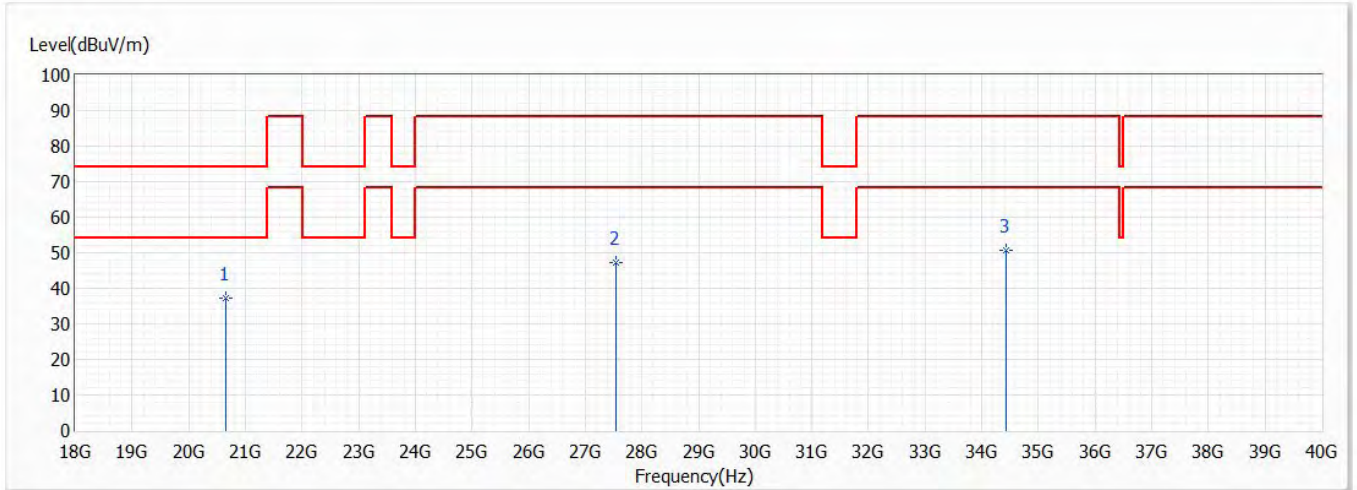


No	Frequency (MHz)	Emission Level (dBuV/m)	Limit (dBuV/m)	Margin (dB)	Reading Level (dBuV)	Correct Factor (dB)	Detector Type
* 1	13770.000	56.38	88.20	-31.82	41.57	14.81	PK

Note:

1. All reading above 1GHz is performed with peak and/or average measurements as necessary.
2. “ * ”, means this data is the worst value.
3. Emission Level = Reading Level + Correct Factor.
4. The average measurement was not performed when the peak measured data under the limit of average detection.

Model No	CR1000A	Site	CB4-H
Test Voltage	AC 120V/60Hz	Test Date	2021/3/23
Test Mode	Mode 1	Engineer	Elwin Lin
Polarity	Vertical	Temperature (°C)	19.0
Test Condition	802.11ax,Ch187,6.885G,BW40M	Humidity (%RH)	58.0

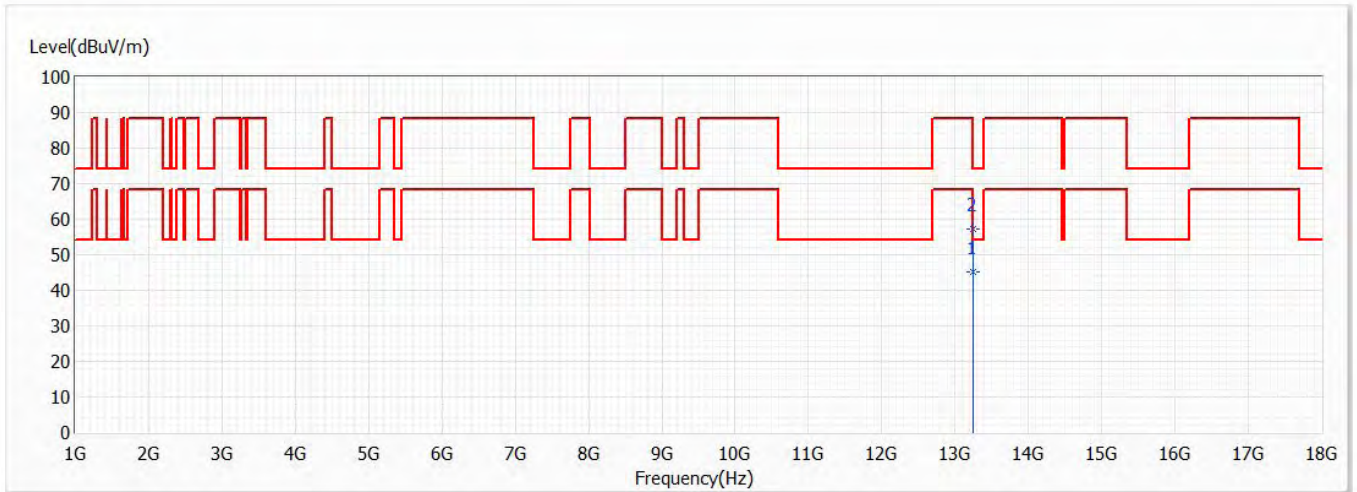


No	Frequency (MHz)	Emission Level (dBuV/m)	Limit (dBuV/m)	Margin (dB)	Reading Level (dBuV)	Correct Factor (dB)	Detector Type
* 1	20655.000	37.27	74.00	-36.73	45.29	-8.02	PK
2	27540.000	47.13	88.20	-41.07	47.67	-0.54	PK
3	34425.000	50.56	88.20	-37.64	49.72	0.84	PK

Note:

1. All reading above 1GHz is performed with peak and/or average measurements as necessary.
2. “ * ”, means this data is the worst value.
3. Emission Level = Reading Level + Correct Factor.
4. The average measurement was not performed when the peak measured data under the limit of average detection.

Model No	CR1000A	Site	CB4-H
Test Voltage	AC 120V/60Hz	Test Date	2021/3/15
Test Mode	Mode 1	Engineer	Elwin Lin
Polarity	Horizontal	Temperature (°C)	19.0
Test Condition	802.11ax,Ch135,6.625G,BW80M	Humidity (%RH)	58.0

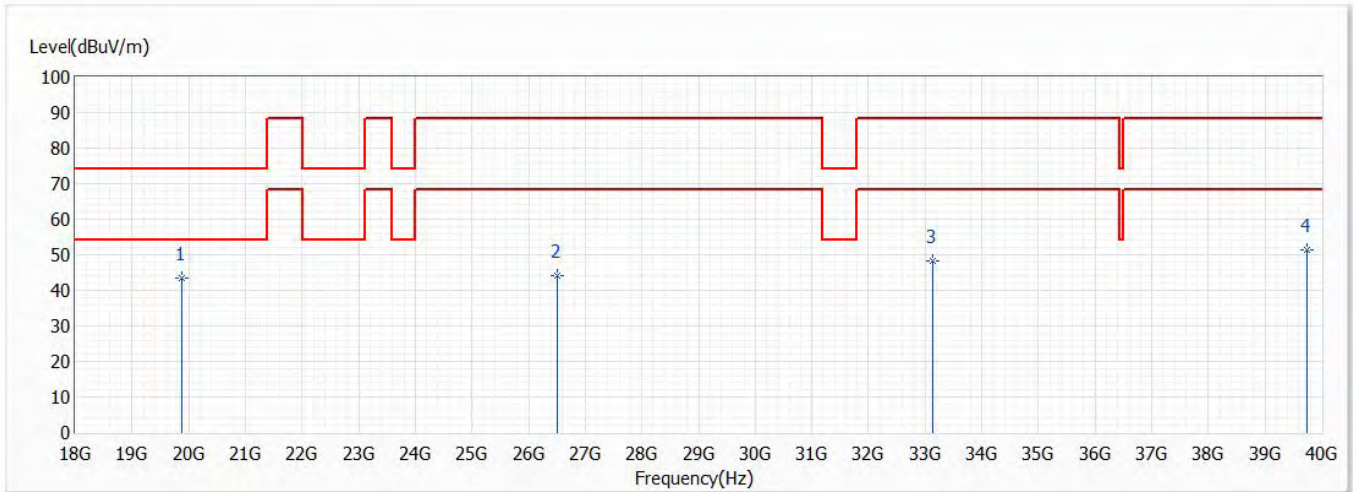


No	Frequency (MHz)	Emission Level (dBuV/m)	Limit (dBuV/m)	Margin (dB)	Reading Level (dBuV)	Correct Factor (dB)	Detector Type
* 1	13250.000	45.28	54.00	-8.72	31.29	13.99	AV
2	13250.000	57.40	74.00	-16.60	43.41	13.99	PK

Note:

1. All reading above 1GHz is performed with peak and/or average measurements as necessary.
2. “ * ”, means this data is the worst value.
3. Emission Level = Reading Level + Correct Factor.
4. The average measurement was not performed when the peak measured data under the limit of average detection.

Model No	CR1000A	Site	CB4-H
Test Voltage	AC 120V/60Hz	Test Date	2021/3/23
Test Mode	Mode 1	Engineer	Elwin Lin
Polarity	Horizontal	Temperature (°C)	19.0
Test Condition	802.11ax,Ch135,6.625G,BW80M	Humidity (%RH)	58.0

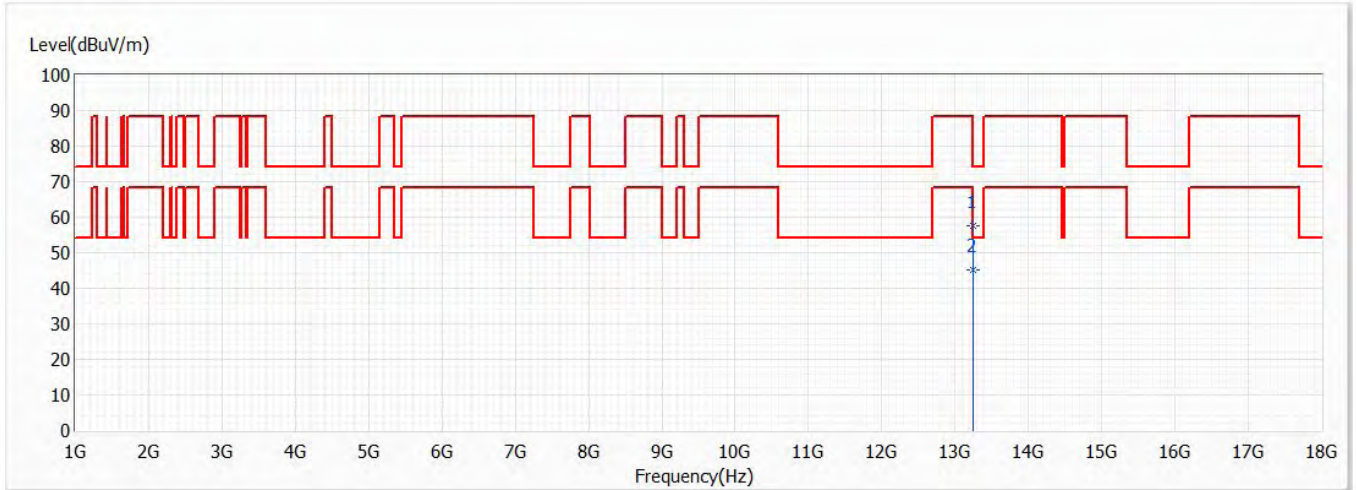


No	Frequency (MHz)	Emission Level (dBuV/m)	Limit (dBuV/m)	Margin (dB)	Reading Level (dBuV)	Correct Factor (dB)	Detector Type
* 1	19875.000	43.35	74.00	-30.65	49.67	-6.32	PK
2	26500.000	44.02	88.20	-44.18	47.21	-3.19	PK
3	33125.000	48.27	88.20	-39.93	48.14	0.13	PK
4	39750.000	51.37	88.20	-36.83	45.68	5.69	PK

Note:

1. All reading above 1GHz is performed with peak and/or average measurements as necessary.
2. “ * ”, means this data is the worst value.
3. Emission Level = Reading Level + Correct Factor.
4. The average measurement was not performed when the peak measured data under the limit of average detection.

Model No	CR1000A	Site	CB4-H
Test Voltage	AC 120V/60Hz	Test Date	2021/3/15
Test Mode	Mode 1	Engineer	Elwin Lin
Polarity	Vertical	Temperature (°C)	19.0
Test Condition	802.11ax,Ch135,6.625G,BW80M	Humidity (%RH)	58.0



No	Frequency (MHz)	Emission Level (dBuV/m)	Limit (dBuV/m)	Margin (dB)	Reading Level (dBuV)	Correct Factor (dB)	Detector Type
1	13250.000	57.58	74.00	-16.42	43.59	13.99	PK
* 2	13250.000	45.09	54.00	-8.91	31.10	13.99	AV

Note:

1. All reading above 1GHz is performed with peak and/or average measurements as necessary.
2. “ * ”, means this data is the worst value.
3. Emission Level = Reading Level + Correct Factor.
4. The average measurement was not performed when the peak measured data under the limit of average detection.