

Product	Consumer Home Router		
Test Item	Maximum power spectral density		
Test Mode	Mode 2: Transmit RU Mode_Full		
Date of Test	2020/11/23~2020/12/09	Test Site	SR12-H
Test Temperature	23.0°C	Test Humidity	61.0%

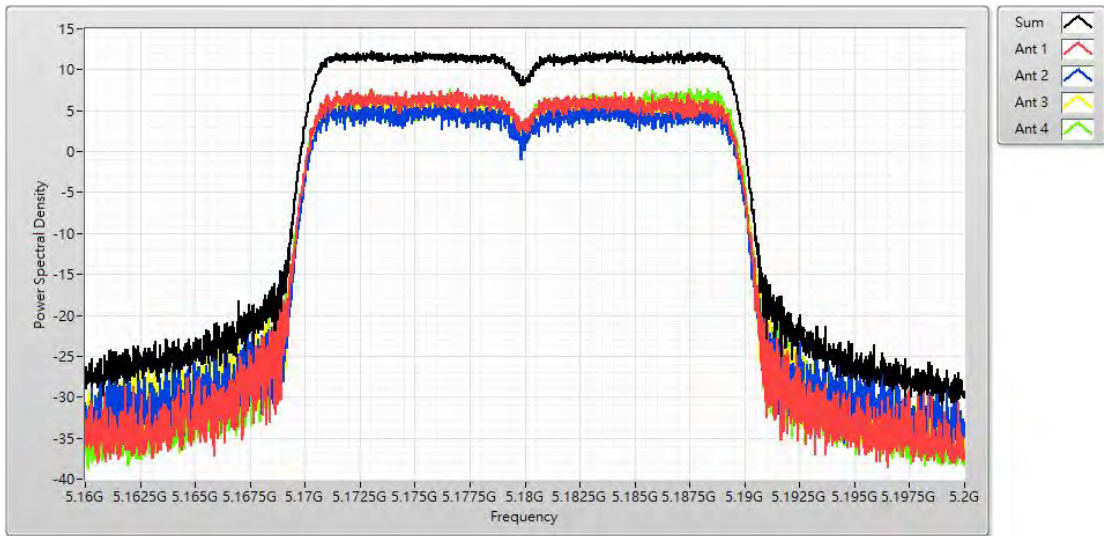
## 5GHz UNII 1:

IEEE 802.11ax (20MHz) (ANT 0+1+2+3)				
Channel No.	Frequency (MHz)	Measure Value (dBm)	Limit (dBm)	Result
36	5180	12.330	$\leq 17$	Pass
44	5220	16.390	$\leq 17$	Pass
48	5240	16.310	$\leq 17$	Pass

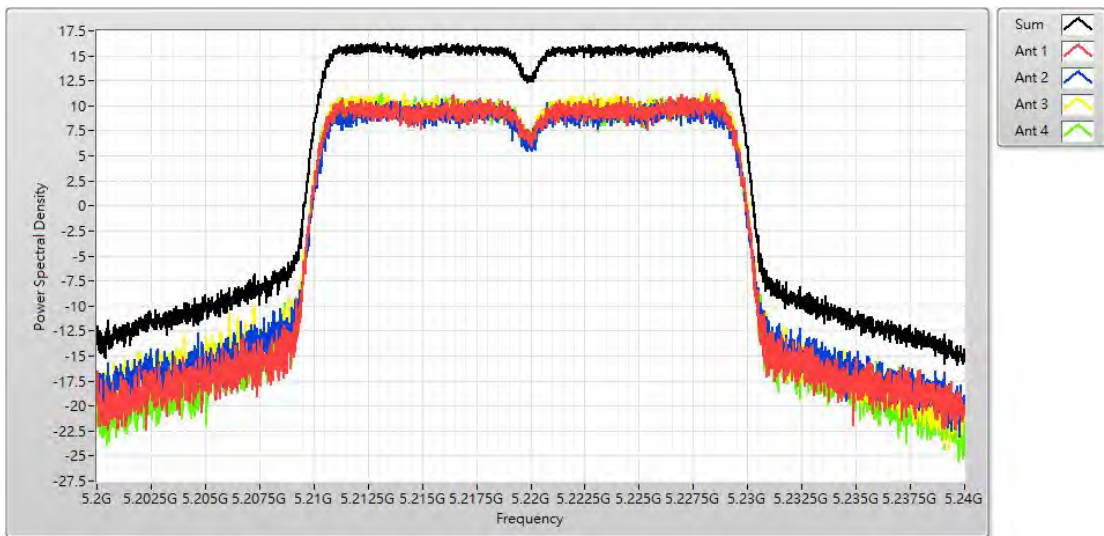
## 5GHz UNII 3:

IEEE 802.11ax (20MHz) (ANT 0+1+2+3)				
Channel No.	Frequency (MHz)	Measure Value (dBm)	Limit (dBm)	Result
149	5745	13.100	$\leq 30$	Pass
157	5785	12.150	$\leq 30$	Pass
165	5825	11.110	$\leq 30$	Pass

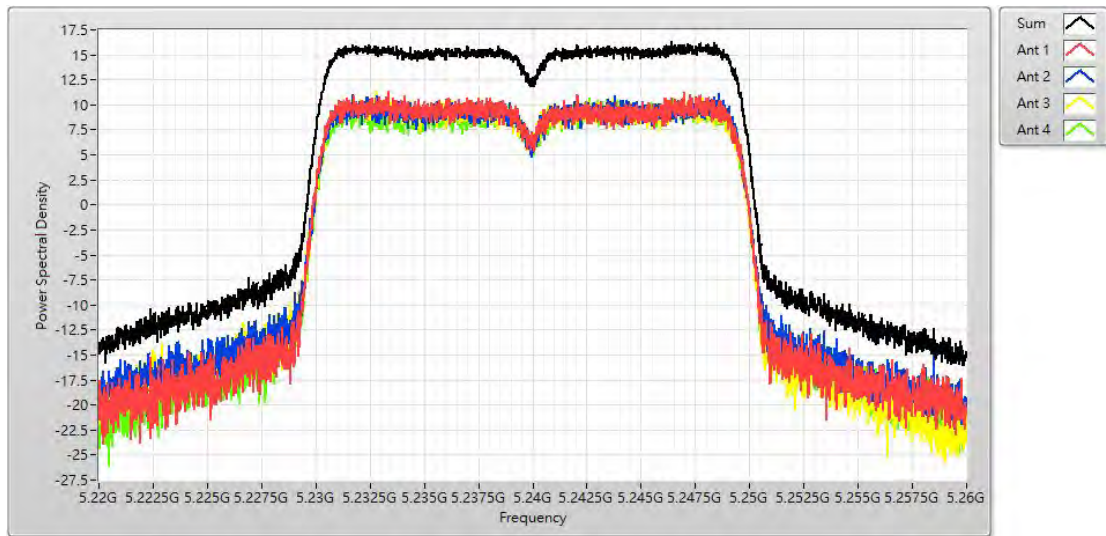
Channel 36 (5180MHz)



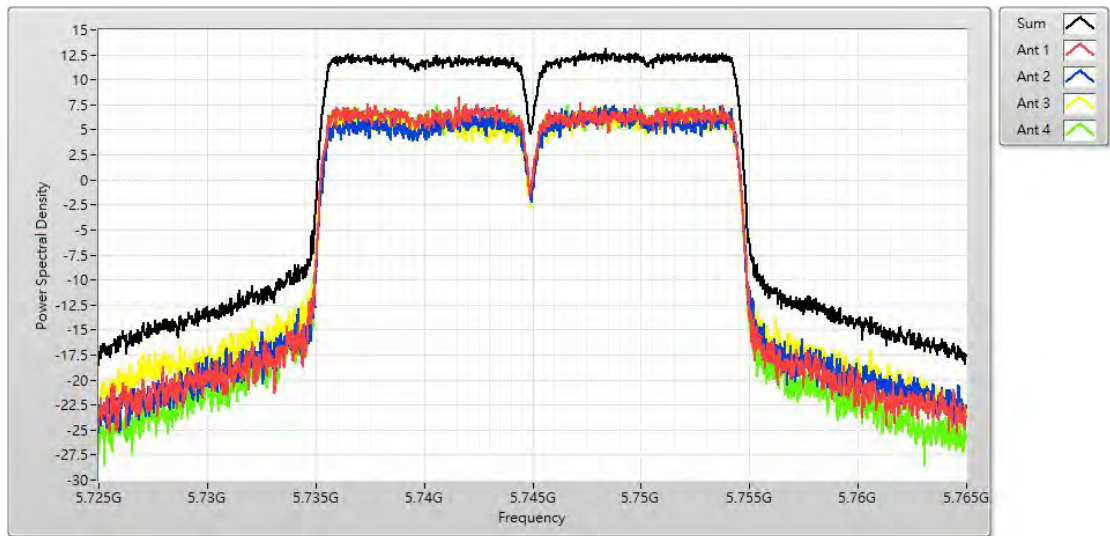
Channel 44 (5220MHz)



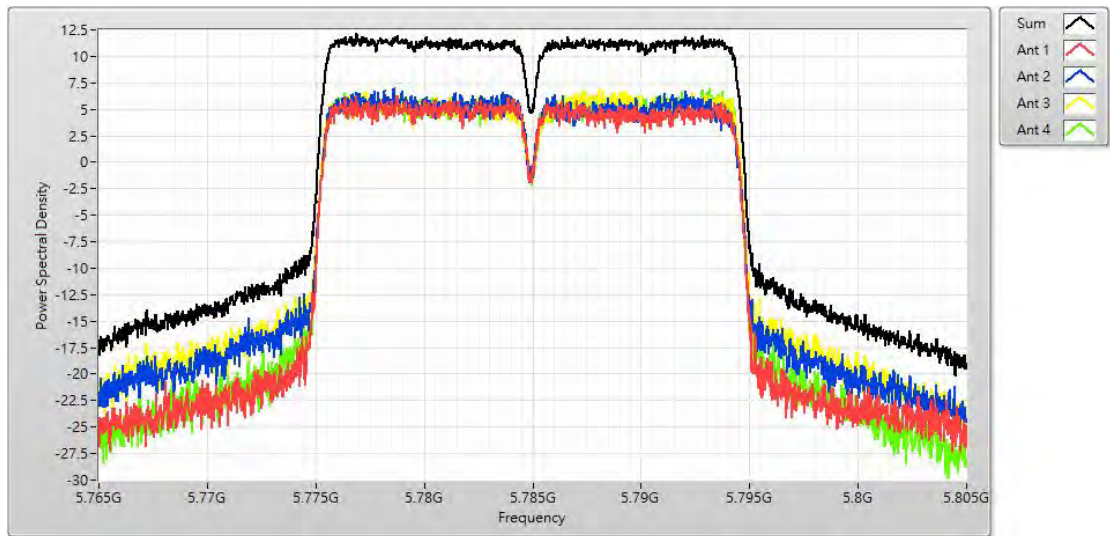
### Channel 48 (5240MHz)



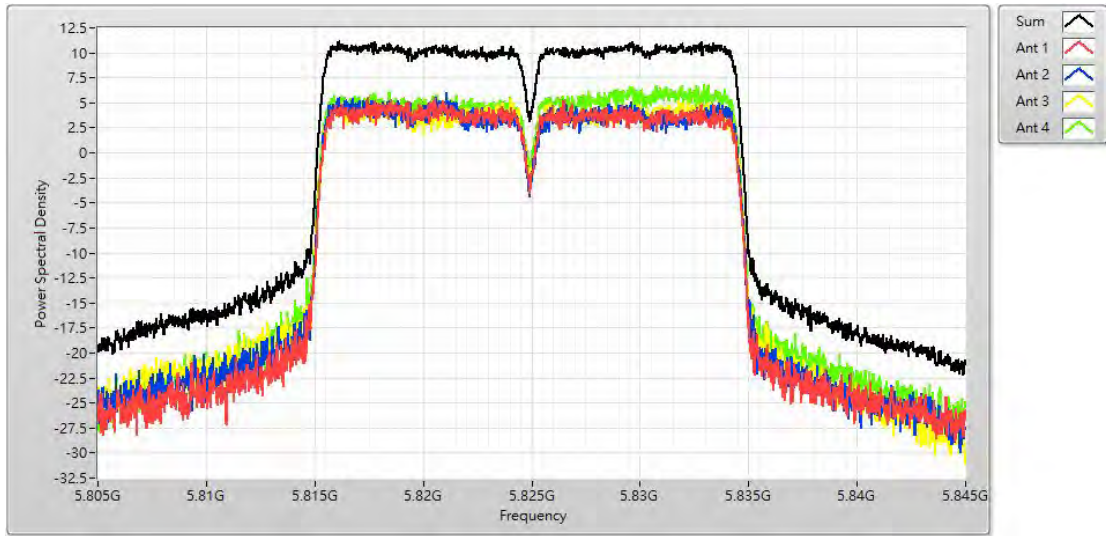
Channel 149 (5745MHz)



Channel 157 (5785MHz)



Channel 165 (5825MHz)



Product	Consumer Home Router		
Test Item	Maximum power spectral density		
Test Mode	Mode 2: Transmit RU Mode_Full		
Date of Test	2020/11/23~2020/12/09	Test Site	SR12-H
Test Temperature	23.0°C	Test Humidity	61.0%

## 5GHz UNII 1:

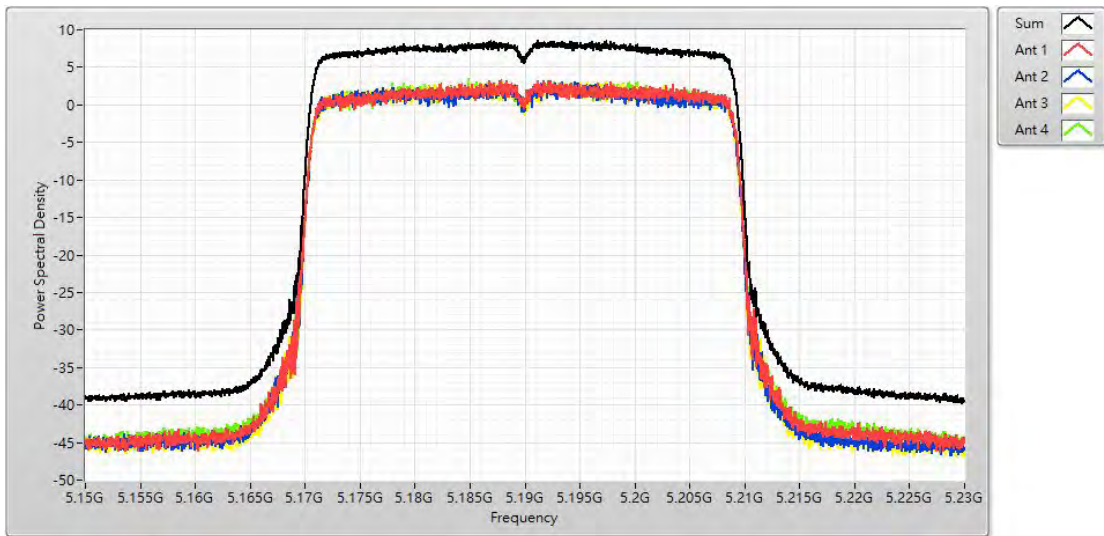
IEEE 802.11ax (40MHz) (ANT 0+1+2+3)				
Channel No.	Frequency (MHz)	Measure Value (dBm)	Limit (dBm)	Result
38	5190	8.540	$\leq 17$	Pass
46	5230	12.460	$\leq 17$	Pass

## 5GHz UNII 3:

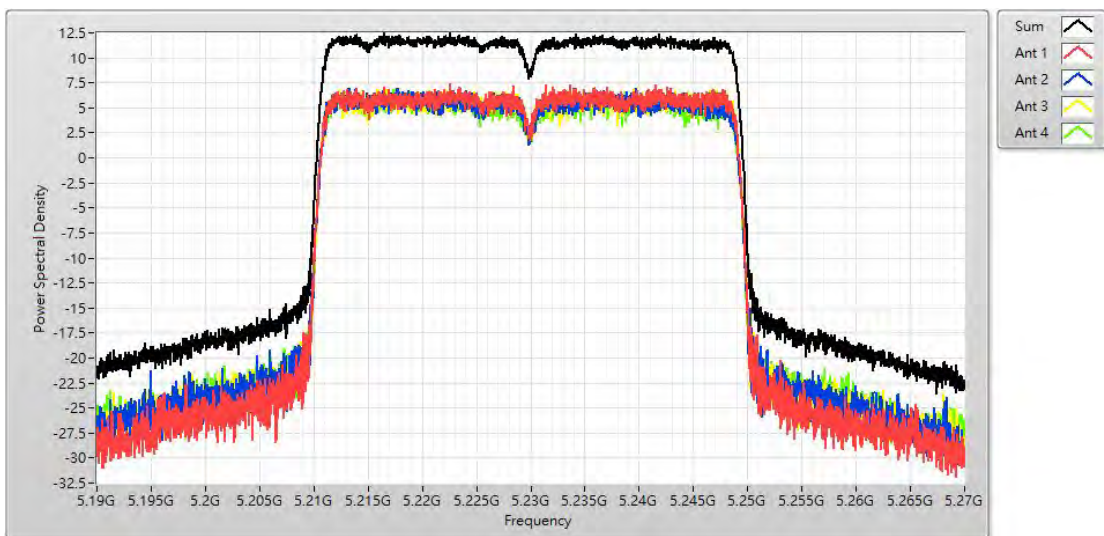
IEEE 802.11ax (20MHz) (ANT 0+1+2+3)				
Channel No.	Frequency (MHz)	Measure Value (dBm)	Limit (dBm)	Result
151	5755	5.700	$\leq 30$	Pass
159	5795	8.810	$\leq 30$	Pass



Channel 38 (5190MHz)



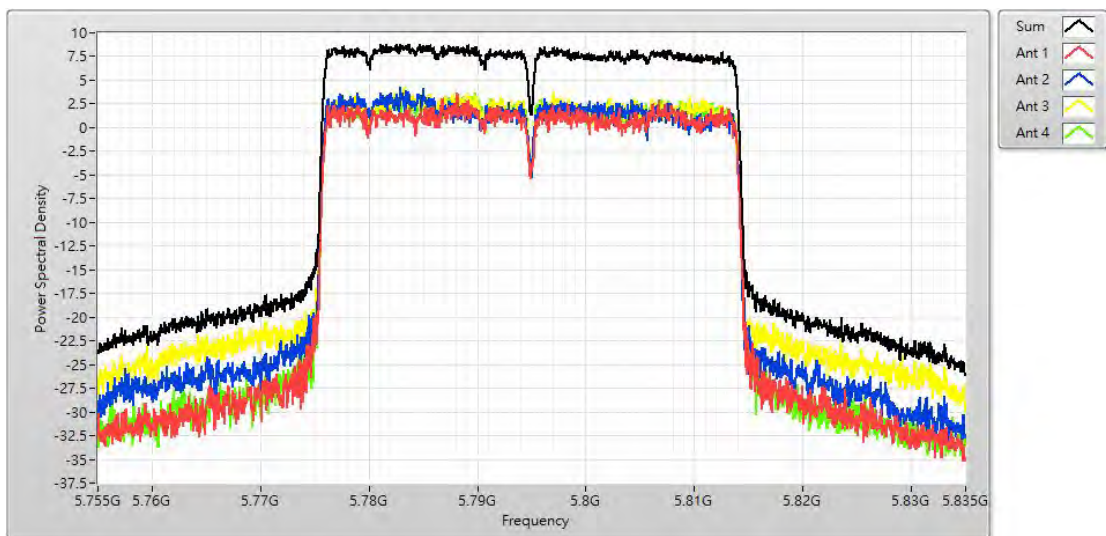
Channel 46 (5230MHz)



Channel 151 (5755MHz)



Channel 159 (575MHz)





Product	Consumer Home Router		
Test Item	Maximum power spectral density		
Test Mode	Mode 2: Transmit RU Mode_Full		
Date of Test	2020/11/23~2020/12/09	Test Site	SR12-H
Test Temperature	23.0°C	Test Humidity	61.0%

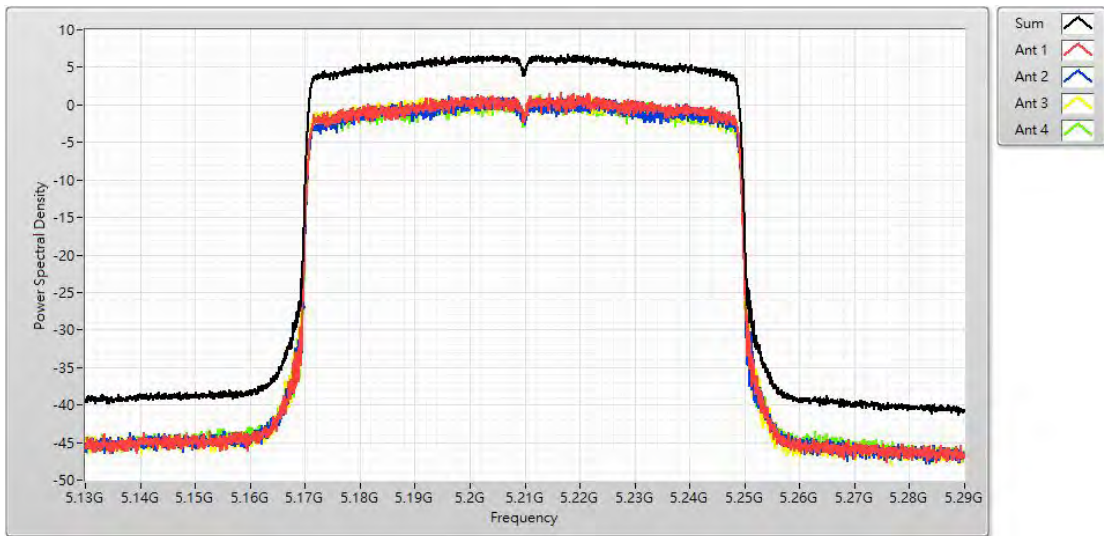
## 5GHz UNII 1:

IEEE 802.11ax (80MHz) (ANT 0+1+2+3)				
Channel No.	Frequency (MHz)	Measure Value (dBm)	Limit (dBm)	Result
42	5210	6.690	$\leq 17$	Pass

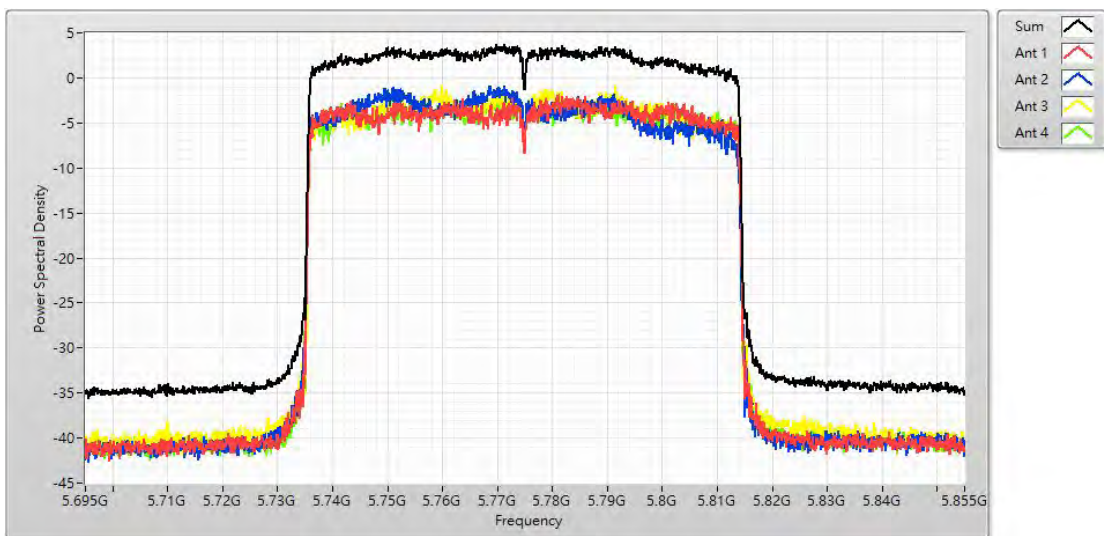
## 5GHz UNII 3:

IEEE 802.11ax (80MHz) (ANT 0+1+2+3)				
Channel No.	Frequency (MHz)	Measure Value (dBm)	Limit (dBm)	Result
155	5775	3.670	$\leq 30$	Pass

Channel 42 (5210MHz)



Channel 155 (5775MHz)



Product	Consumer Home Router		
Test Item	Maximum power spectral density		
Test Mode	Mode 2: Transmit RU Mode_Center		
Date of Test	2020/11/23~2020/12/09	Test Site	SR12-H
Test Temperature	23.0°C	Test Humidity	61.0%

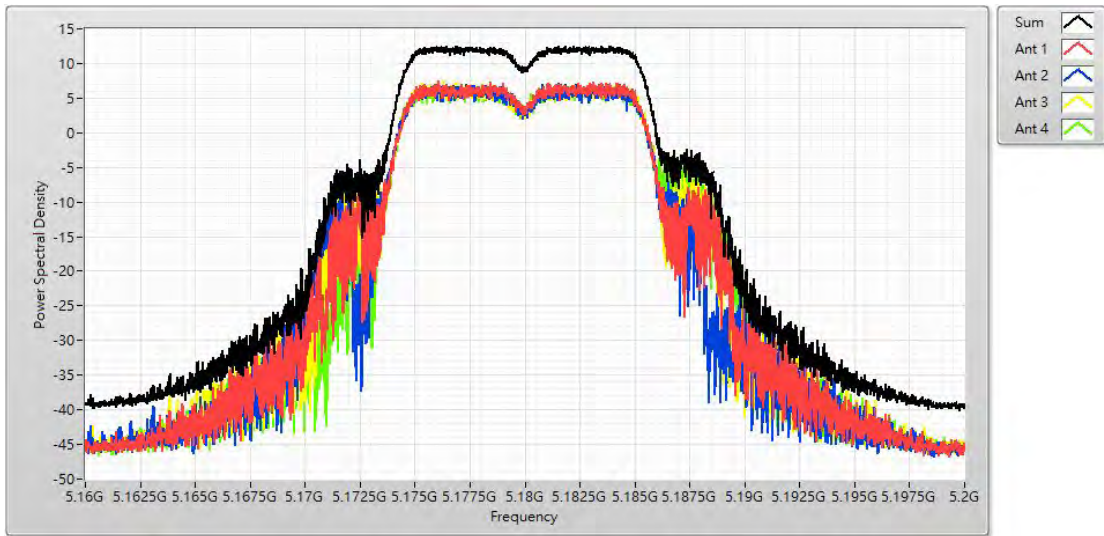
## 5GHz UNII 1:

IEEE 802.11ax (20MHz) (ANT 0+1+2+3)				
Channel No.	Frequency (MHz)	Measure Value (dBm)	Limit (dBm)	Result
36	5180	12.210	$\leq 17$	Pass
44	5220	16.940	$\leq 17$	Pass
48	5240	16.880	$\leq 17$	Pass

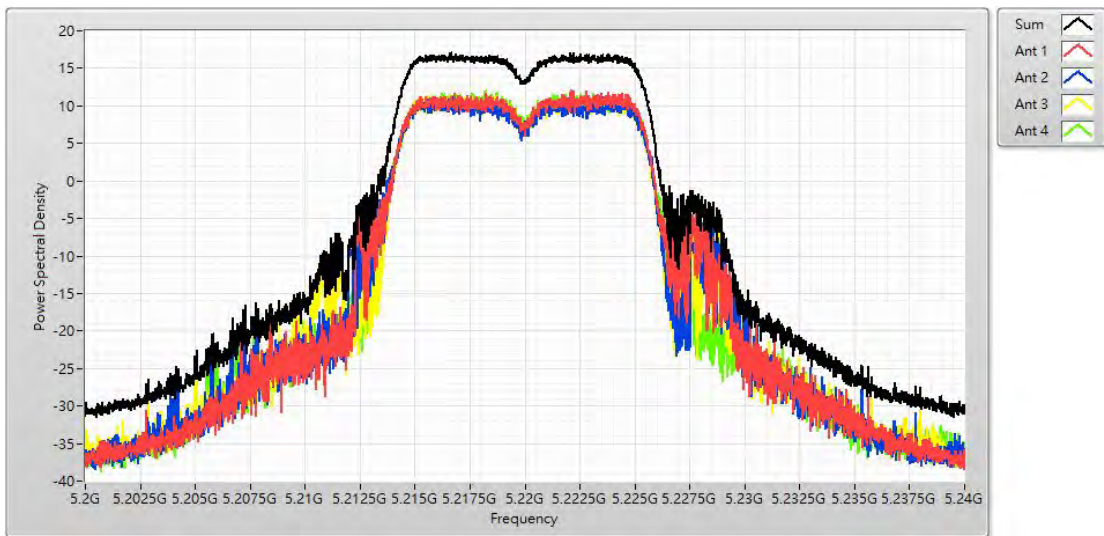
## 5GHz UNII 3:

IEEE 802.11ax (20MHz) (ANT 0+1+2+3)				
Channel No.	Frequency (MHz)	Measure Value (dBm)	Limit (dBm)	Result
149	5745	15.250	$\leq 30$	Pass
157	5785	14.560	$\leq 30$	Pass
165	5825	13.520	$\leq 30$	Pass

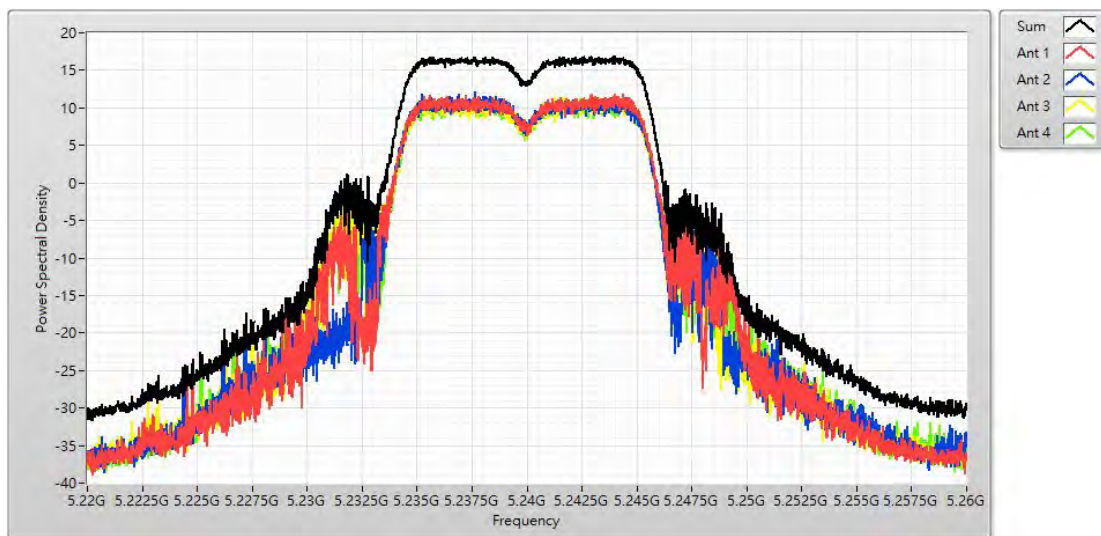
Channel 36 (5180MHz)



Channel 44 (5220MHz)

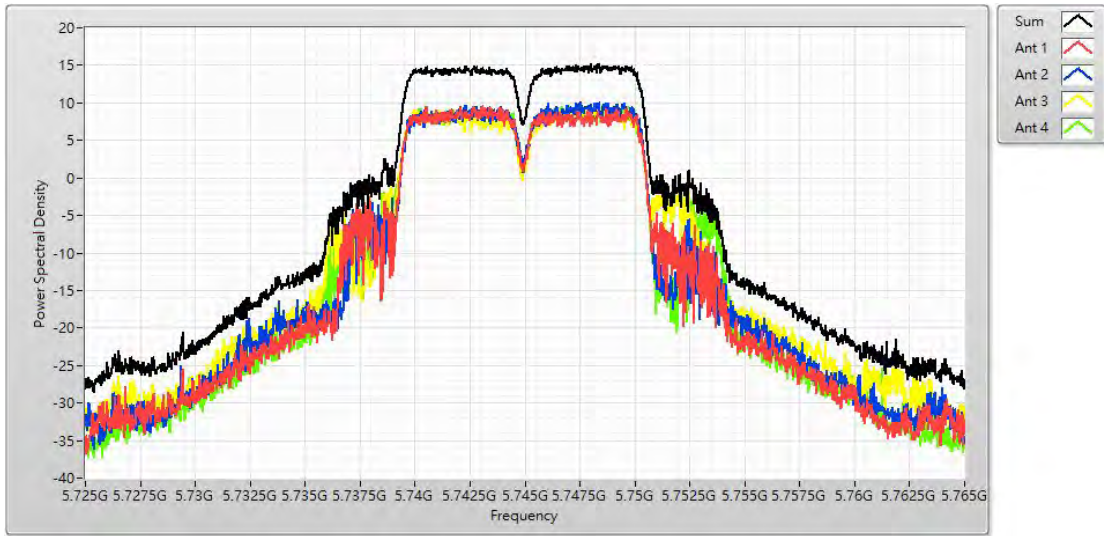


### Channel 48 (5240MHz)

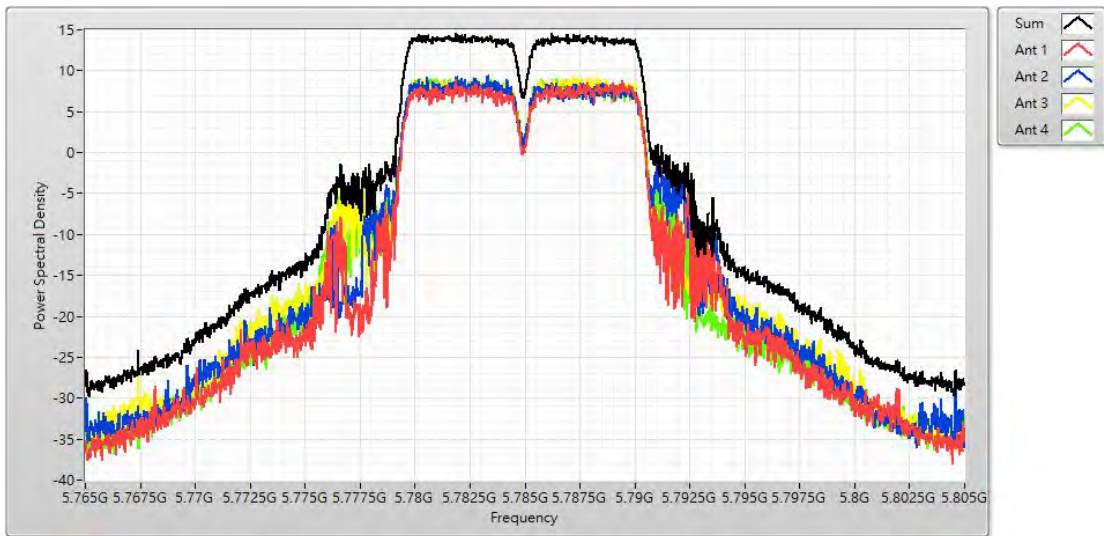




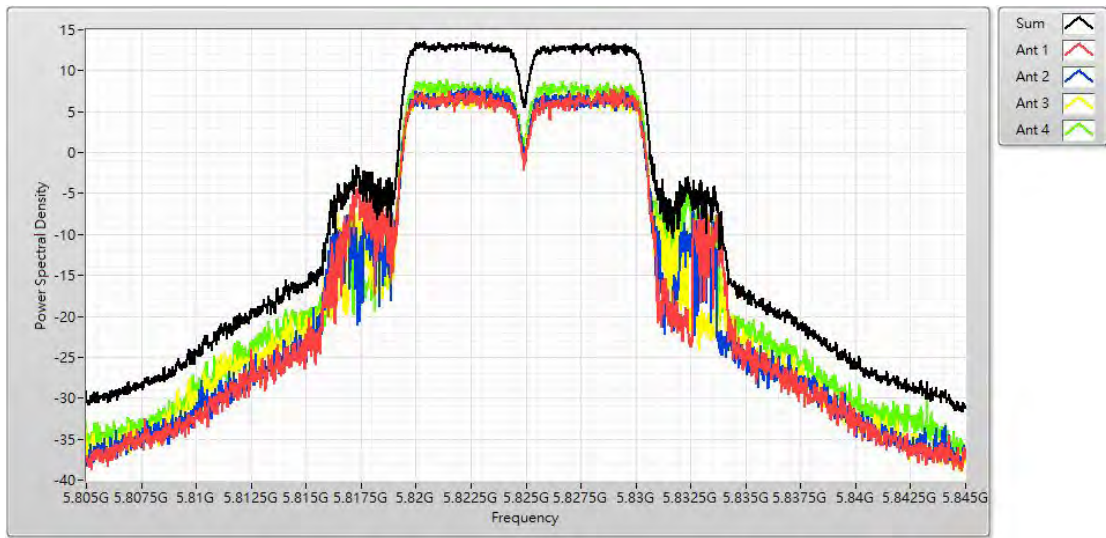
Channel 149 (5745MHz)



Channel 157 (5785MHz)



Channel 165 (5825MHz)



Product	Consumer Home Router		
Test Item	Maximum power spectral density		
Test Mode	Mode 2: Transmit RU Mode_Center		
Date of Test	2020/11/23~2020/12/09	Test Site	SR12-H
Test Temperature	23.0°C	Test Humidity	61.0%

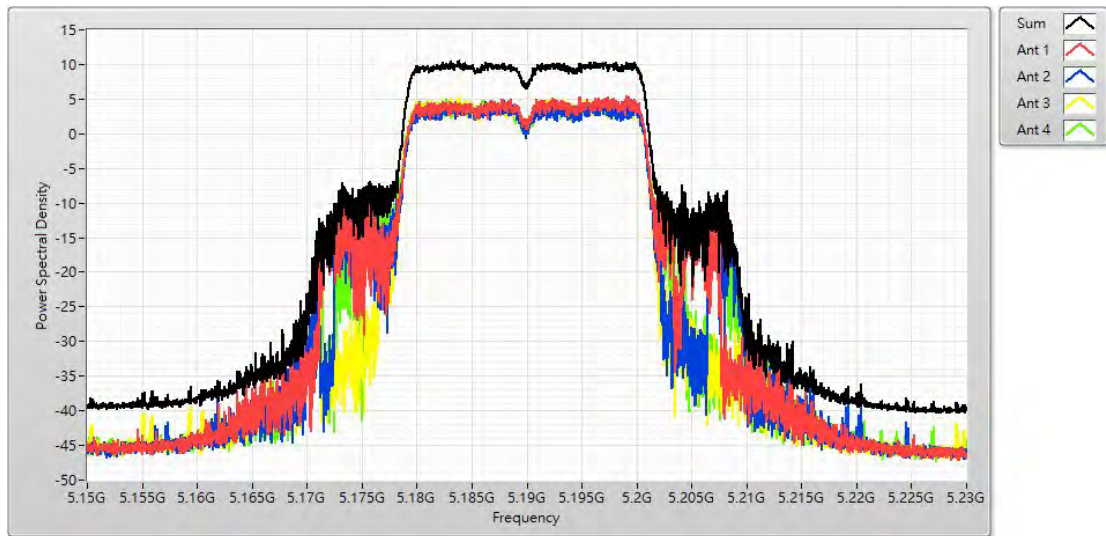
## 5GHz UNII 1:

IEEE 802.11ax (40MHz) (ANT 0+1+2+3)				
Channel No.	Frequency (MHz)	Measure Value (dBm)	Limit (dBm)	Result
38	5190	10.490	$\leq 17$	Pass
46	5230	15.410	$\leq 17$	Pass

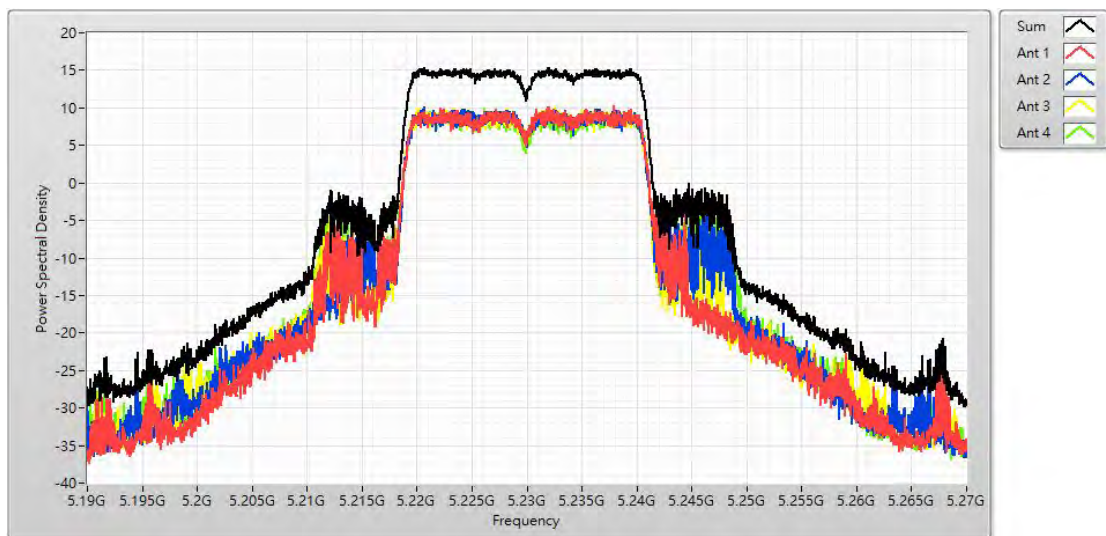
## 5GHz UNII 3:

IEEE 802.11ax (20MHz) (ANT 0+1+2+3)				
Channel No.	Frequency (MHz)	Measure Value (dBm)	Limit (dBm)	Result
151	5755	8.970	$\leq 30$	Pass
159	5795	10.280	$\leq 30$	Pass

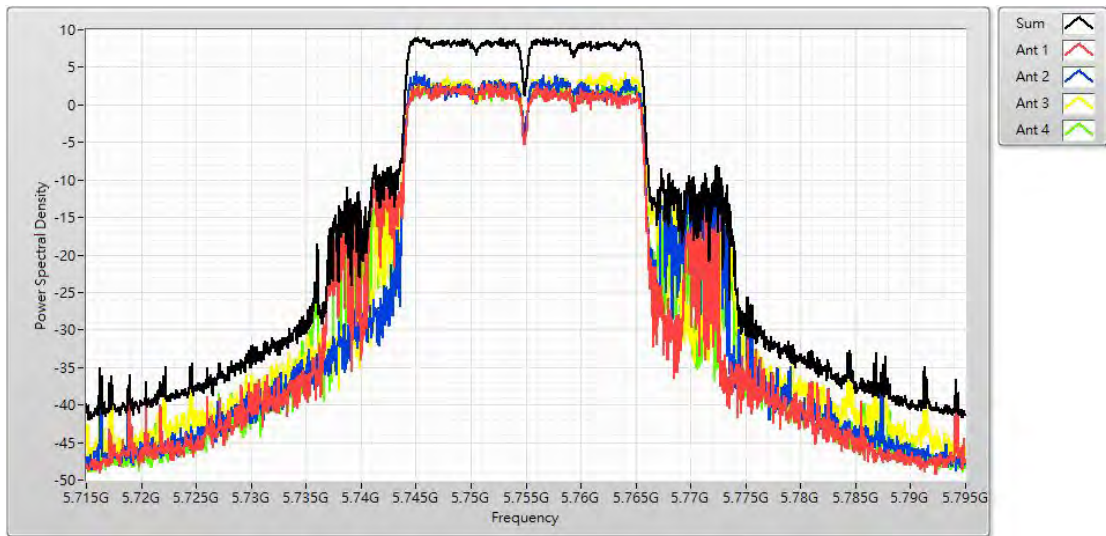
Channel 38 (5190MHz)



Channel 46 (5230MHz)



Channel 151 (5755MHz)



Channel 159 (575MHz)





Product	Consumer Home Router		
Test Item	Maximum power spectral density		
Test Mode	Mode 2: Transmit RU Mode_Center		
Date of Test	2020/11/23~2020/12/09	Test Site	SR12-H
Test Temperature	23.0°C	Test Humidity	61.0%

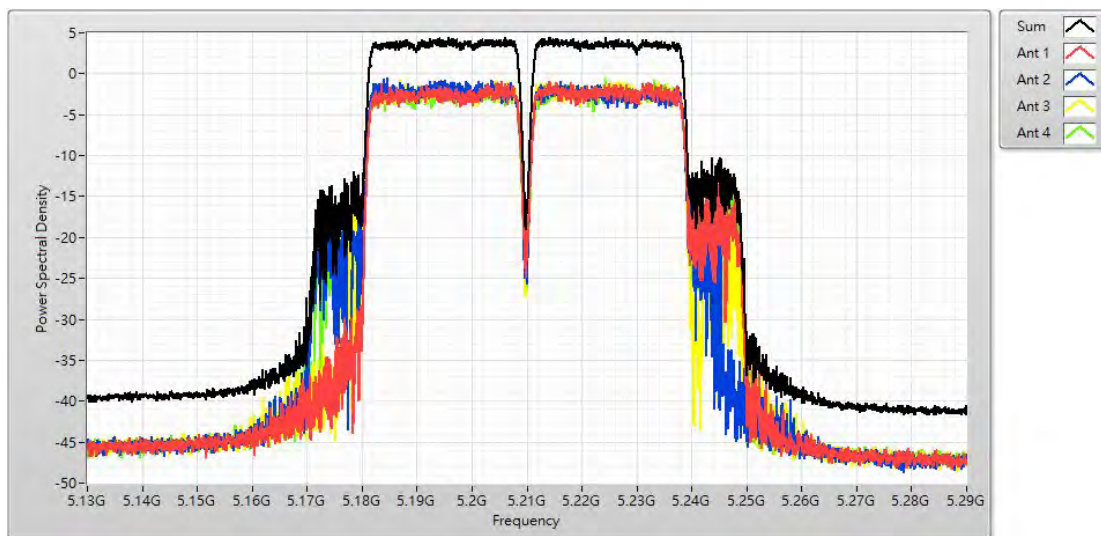
## 5GHz UNII 1:

IEEE 802.11ax (80MHz) (ANT 0+1+2+3)				
Channel No.	Frequency (MHz)	Measure Value (dBm)	Limit (dBm)	Result
42	5210	4.440	$\leq 17$	Pass

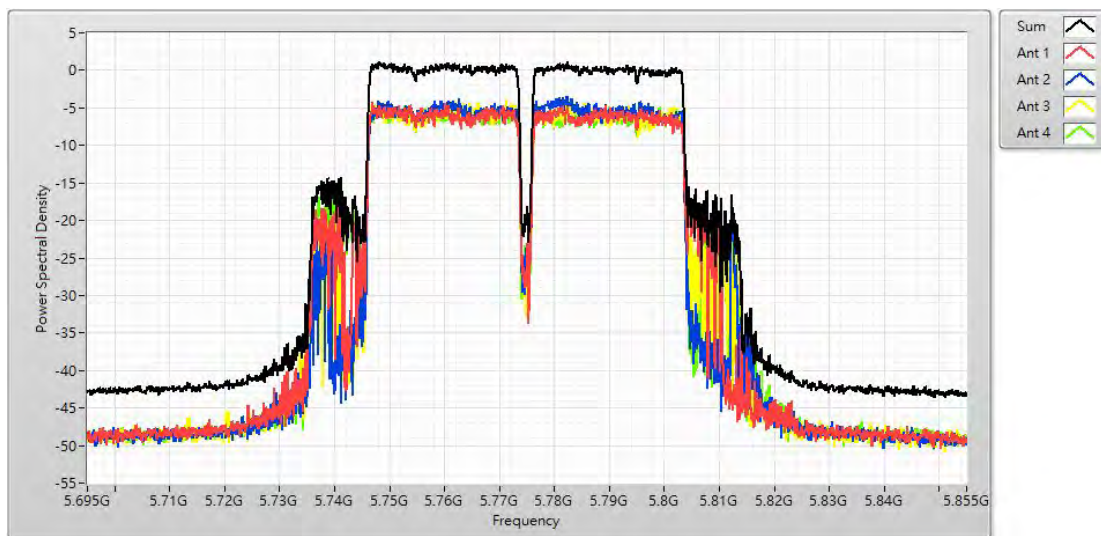
## 5GHz UNII 3:

IEEE 802.11ax (80MHz) (ANT 0+1+2+3)				
Channel No.	Frequency (MHz)	Measure Value (dBm)	Limit (dBm)	Result
155	5775	1.210	$\leq 30$	Pass

Channel 42 (5210MHz)



Channel 155 (5775MHz)



Product	Consumer Home Router		
Test Item	Maximum power spectral density		
Test Mode	Mode 2: Transmit RU Mode_Edge		
Date of Test	2020/11/23~2020/12/09	Test Site	SR12-H
Test Temperature	23.0°C	Test Humidity	61.0%

## 5GHz UNII 1:

IEEE 802.11ax (20MHz) (ANT 0+1+2+3)				
Channel No.	Frequency (MHz)	Measure Value (dBm)	Limit (dBm)	Result
36	5180	12.300	$\leq 17$	Pass
44	5220	16.770	$\leq 17$	Pass
48	5240	16.760	$\leq 17$	Pass

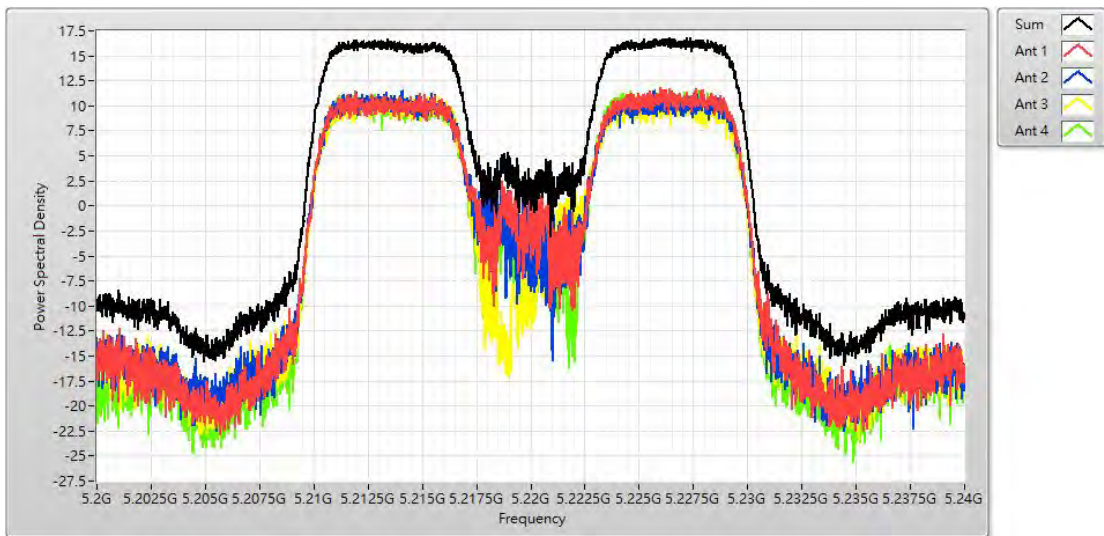
## 5GHz UNII 3:

IEEE 802.11ax (20MHz) (ANT 0+1+2+3)				
Channel No.	Frequency (MHz)	Measure Value (dBm)	Limit (dBm)	Result
149	5745	14.230	$\leq 30$	Pass
157	5785	13.800	$\leq 30$	Pass
165	5825	13.840	$\leq 30$	Pass

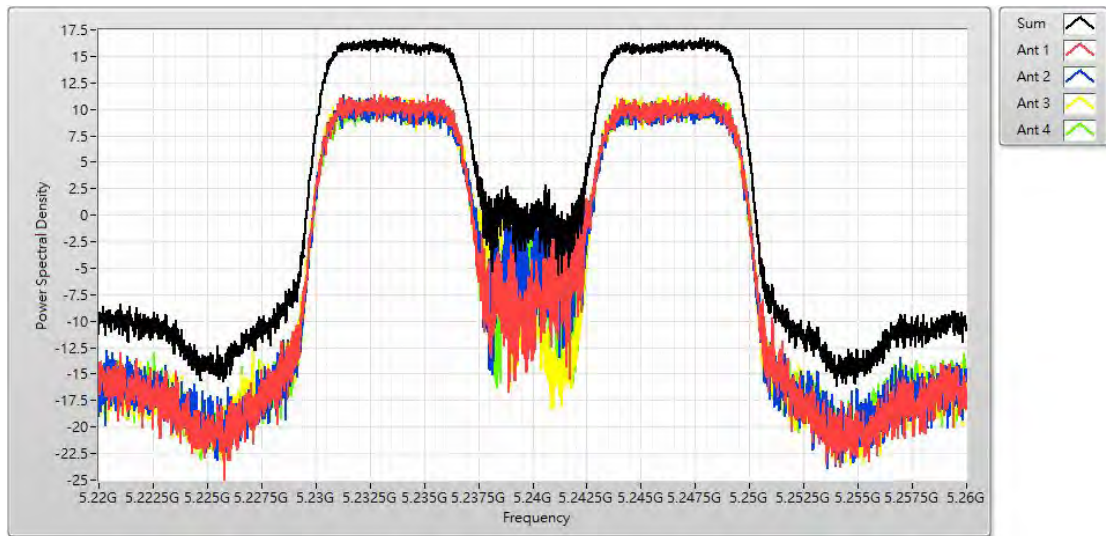
Channel 36 (5180MHz)



Channel 44 (5220MHz)

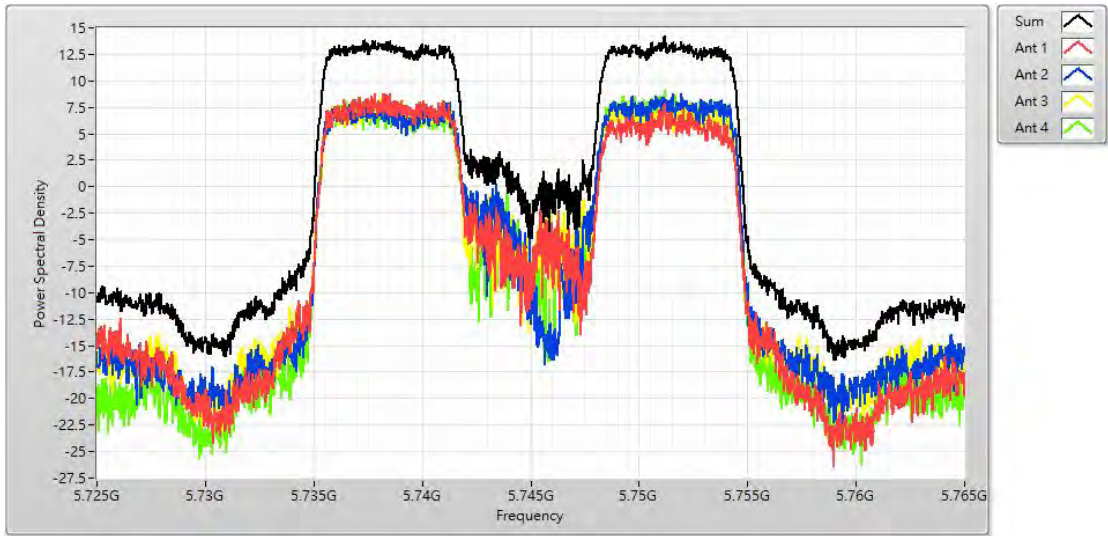


### Channel 48 (5240MHz)

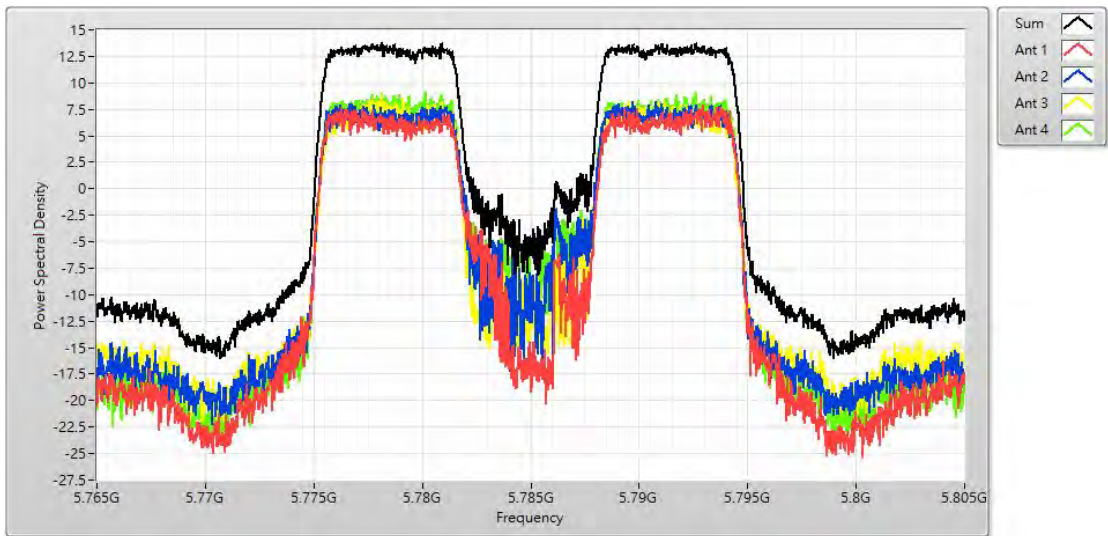




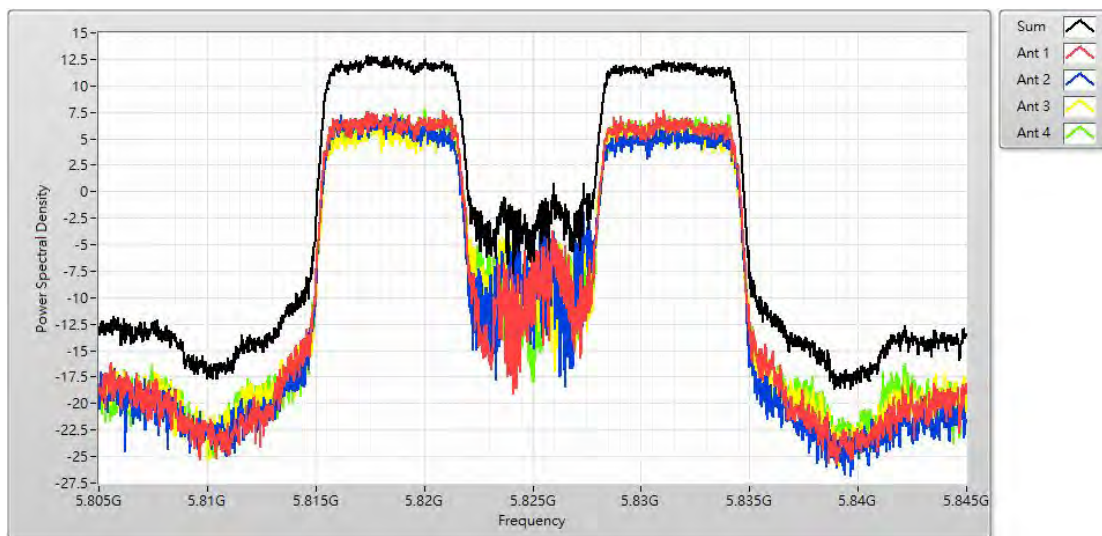
Channel 149 (5745MHz)



Channel 157 (5785MHz)



Channel 165 (5825MHz)



Product	Consumer Home Router		
Test Item	Maximum power spectral density		
Test Mode	Mode 2: Transmit RU Mode_Edge		
Date of Test	2020/11/23~2020/12/09	Test Site	SR12-H
Test Temperature	23.0°C	Test Humidity	61.0%

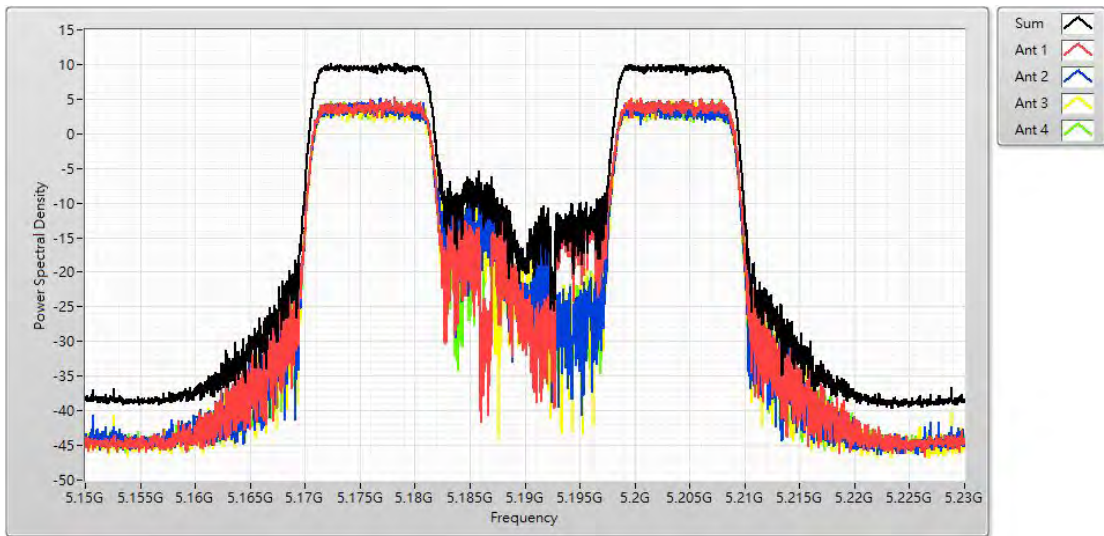
## 5GHz UNII 1:

IEEE 802.11ax (40MHz) (ANT 0+1+2+3)				
Channel No.	Frequency (MHz)	Measure Value (dBm)	Limit (dBm)	Result
38	5190	10.110	$\leq 17$	Pass
46	5230	13.240	$\leq 17$	Pass

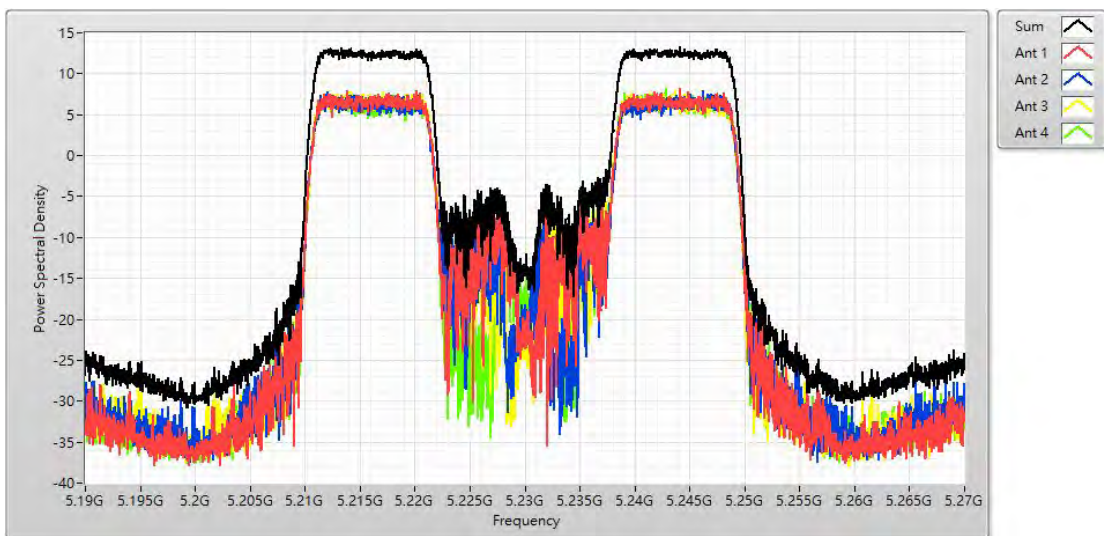
## 5GHz UNII 3:

IEEE 802.11ax (20MHz) (ANT 0+1+2+3)				
Channel No.	Frequency (MHz)	Measure Value (dBm)	Limit (dBm)	Result
151	5755	8.350	$\leq 30$	Pass
159	5795	10.340	$\leq 30$	Pass

Channel 38 (5190MHz)

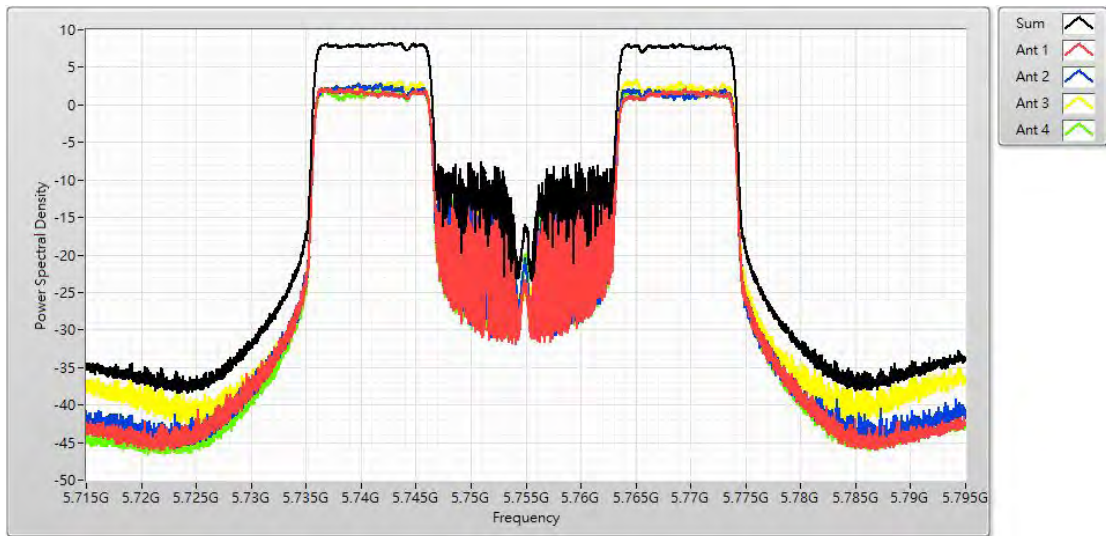


Channel 46 (5230MHz)

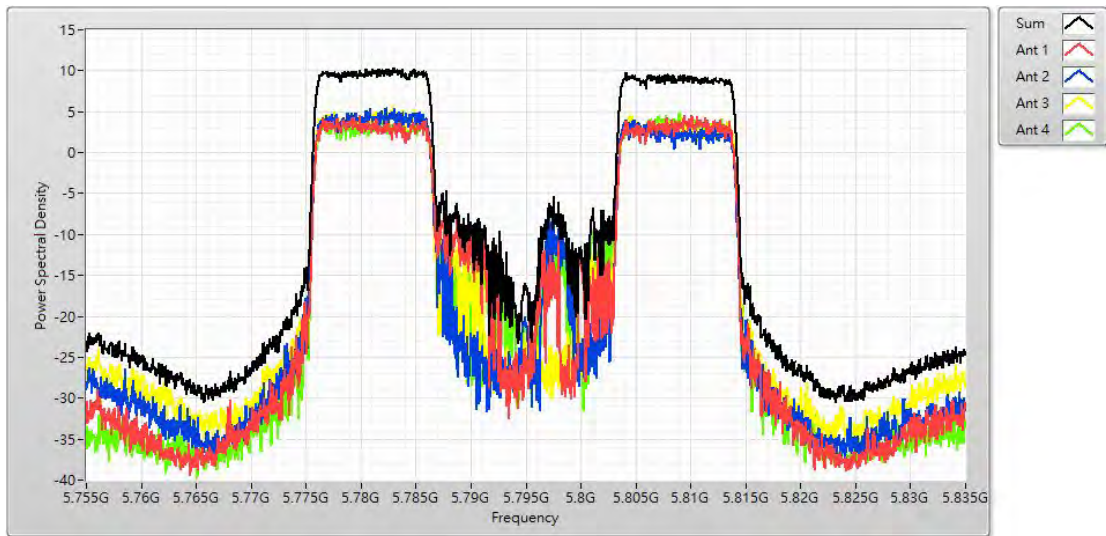




Channel 151 (5755MHz)



Channel 159 (575MHz)





Product	Consumer Home Router		
Test Item	Maximum power spectral density		
Test Mode	Mode 2: Transmit RU Mode_Edge		
Date of Test	2020/11/23~2020/12/09	Test Site	SR12-H
Test Temperature	23.0°C	Test Humidity	61.0%

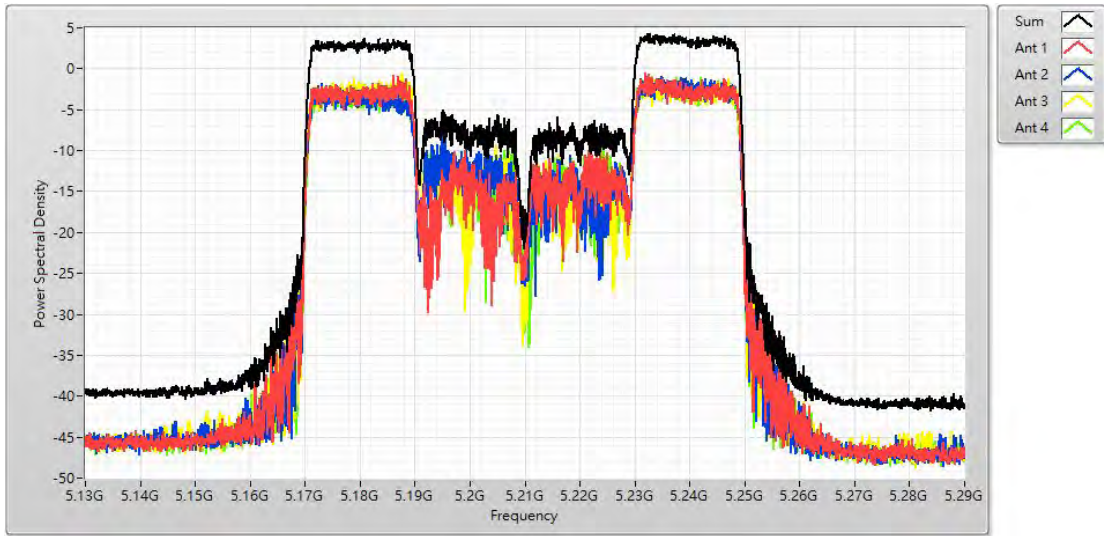
## 5GHz UNII 1:

IEEE 802.11ax (80MHz) (ANT 0+1+2+3)				
Channel No.	Frequency (MHz)	Measure Value (dBm)	Limit (dBm)	Result
42	5210	4.300	$\leq 17$	Pass

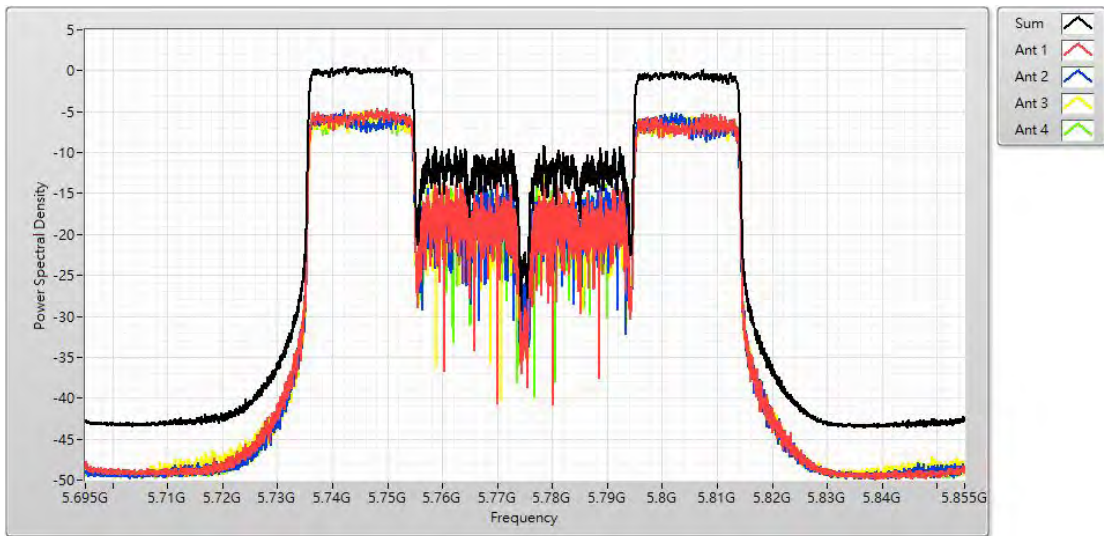
## 5GHz UNII 3:

IEEE 802.11ax (80MHz) (ANT 0+1+2+3)				
Channel No.	Frequency (MHz)	Measure Value (dBm)	Limit (dBm)	Result
155	5775	0.500	$\leq 30$	Pass

Channel 42 (5210MHz)



Channel 155 (5775MHz)



Product	Consumer Home Router		
Test Item	Maximum power spectral density		
Test Mode	Mode 3: Transmit Beamforming Mode		
Date of Test	2020/11/23~2020/12/09	Test Site	SR12-H
Test Temperature	23.0°C	Test Humidity	61.0%

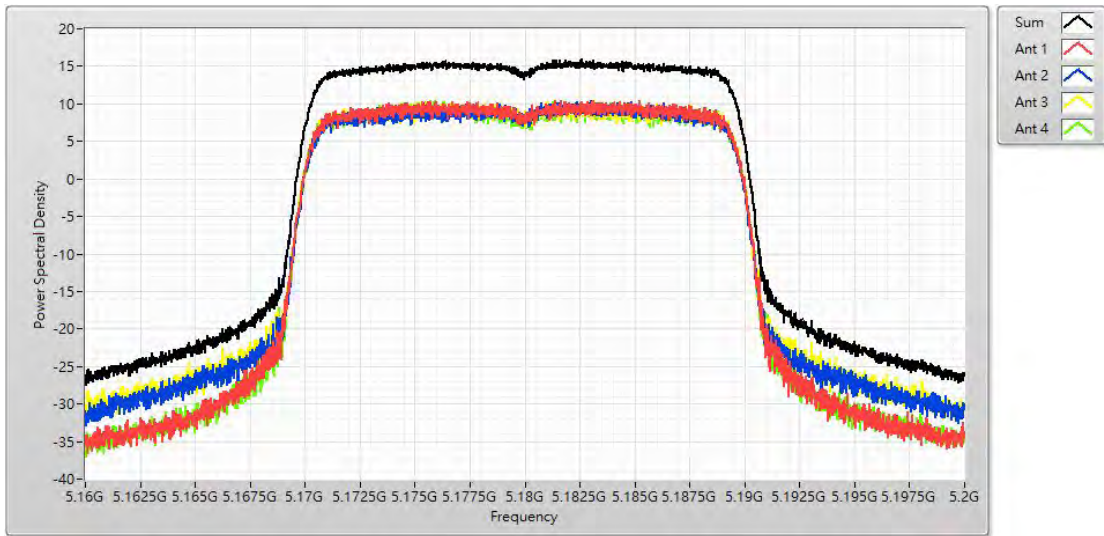
## 5GHz UNII 1:

IEEE 802.11ax (20MHz) (ANT 0+1+2+3)				
Channel No.	Frequency (MHz)	Measure Value (dBm)	Limit (dBm)	Result
36	5180	16.060	$\leq 17$	Pass
44	5220	16.780	$\leq 17$	Pass
48	5240	16.790	$\leq 17$	Pass

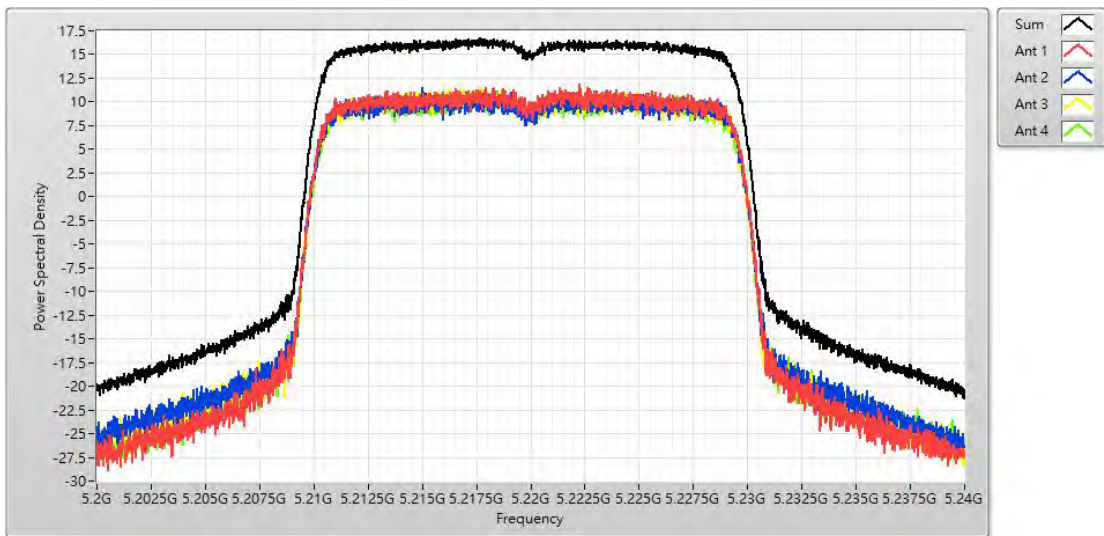
## 5GHz UNII 3:

IEEE 802.11ax (20MHz) (ANT 0+1+2+3)				
Channel No.	Frequency (MHz)	Measure Value (dBm)	Limit (dBm)	Result
149	5745	12.610	$\leq 30$	Pass
157	5785	12.770	$\leq 30$	Pass
165	5825	11.690	$\leq 30$	Pass

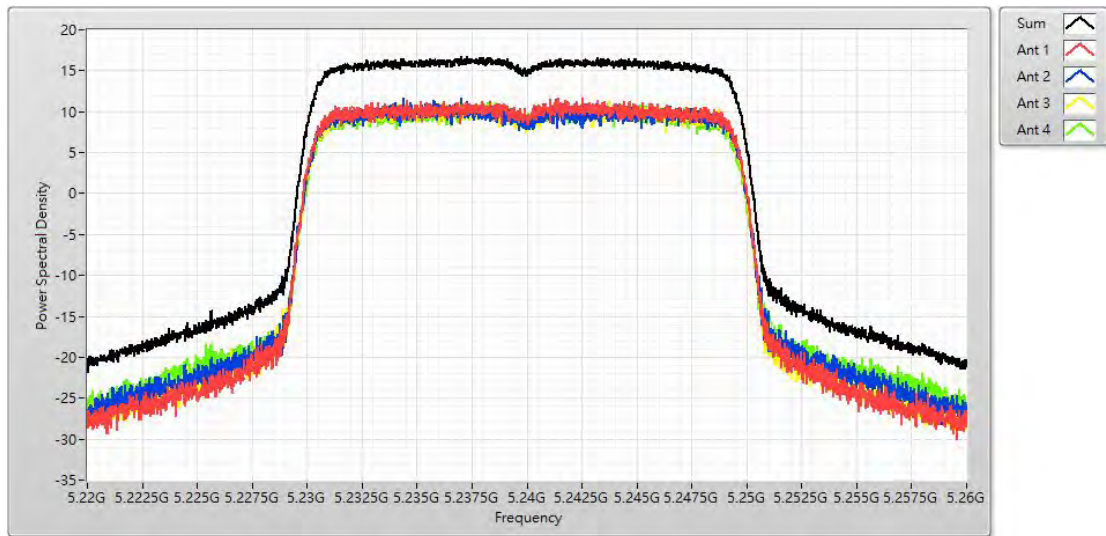
Channel 36 (5180MHz)



Channel 44 (5220MHz)

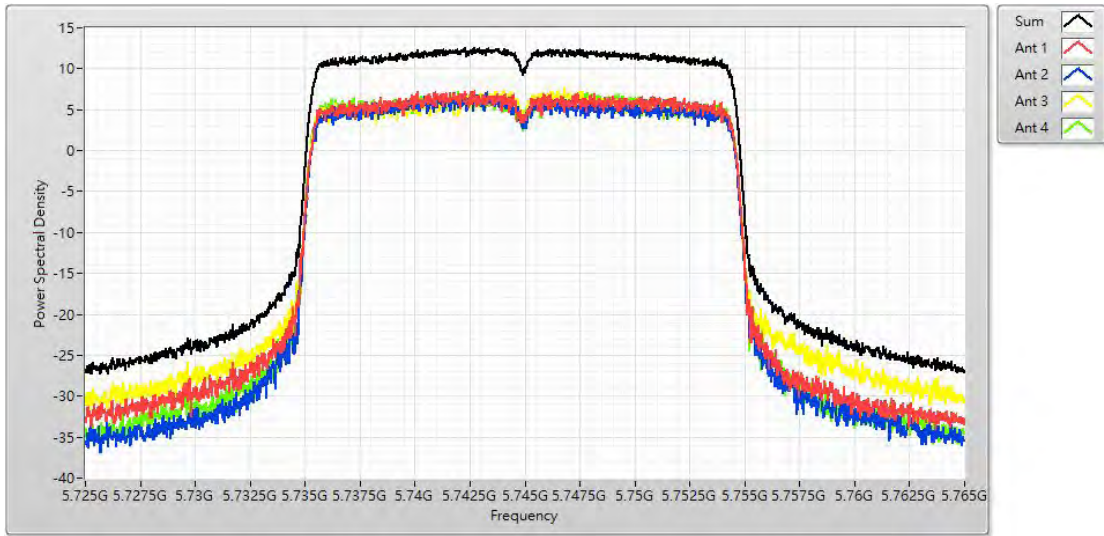


### Channel 48 (5240MHz)

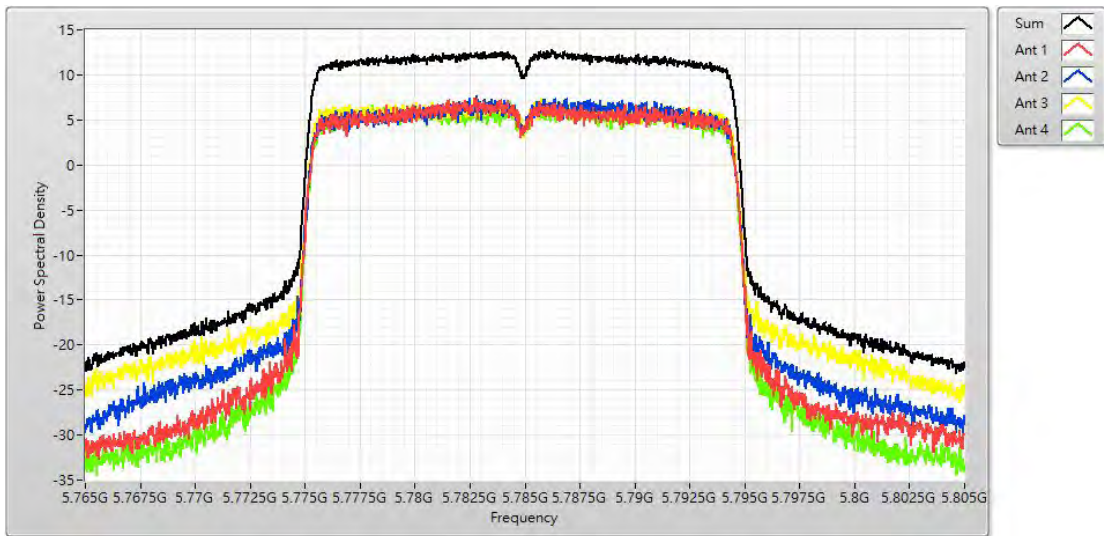




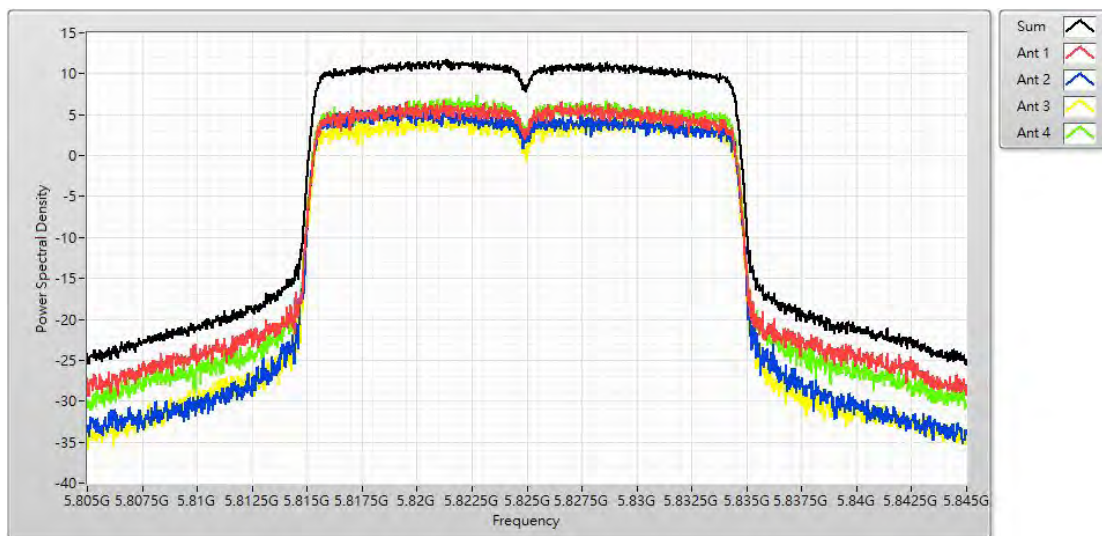
Channel 149 (5745MHz)



Channel 157 (5785MHz)



### Channel 165 (5825MHz)



Product	Consumer Home Router		
Test Item	Maximum power spectral density		
Test Mode	Mode 3: Transmit Beamforming Mode		
Date of Test	2020/11/23~2020/12/09	Test Site	SR12-H
Test Temperature	23.0°C	Test Humidity	61.0%

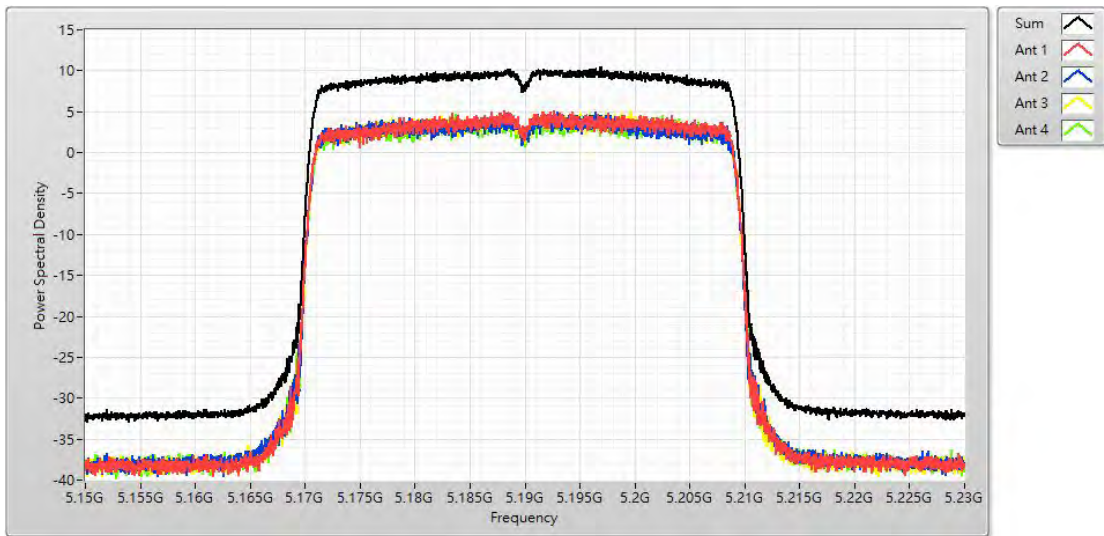
## 5GHz UNII 1:

IEEE 802.11ax (40MHz) (ANT 0+1+2+3)				
Channel No.	Frequency (MHz)	Measure Value (dBm)	Limit (dBm)	Result
38	5190	10.460	$\leq 17$	Pass
46	5230	14.170	$\leq 17$	Pass

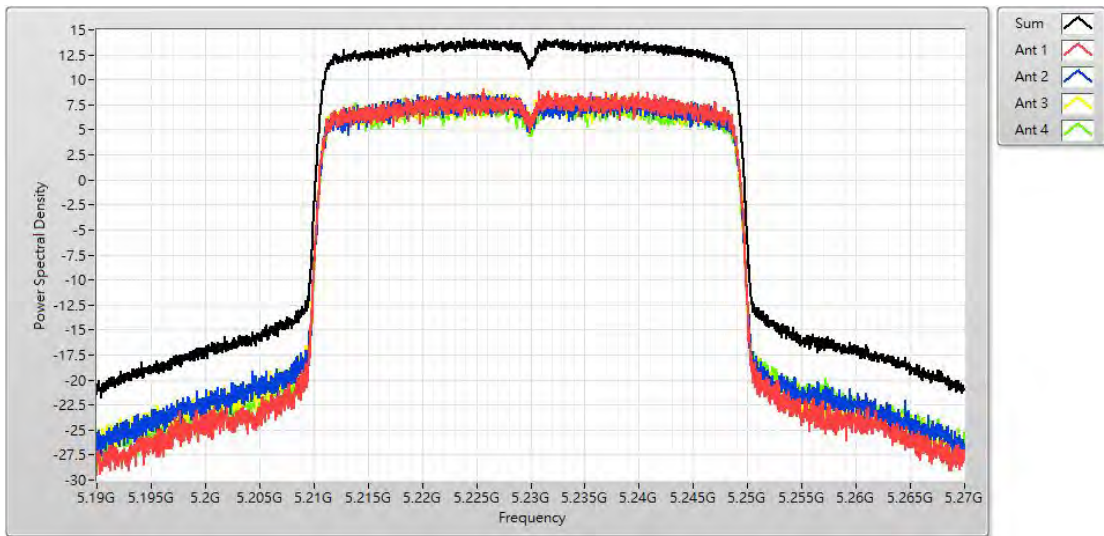
## 5GHz UNII 3:

IEEE 802.11ax (20MHz) (ANT 0+1+2+3)				
Channel No.	Frequency (MHz)	Measure Value (dBm)	Limit (dBm)	Result
151	5755	6.570	$\leq 30$	Pass
159	5795	10.410	$\leq 30$	Pass

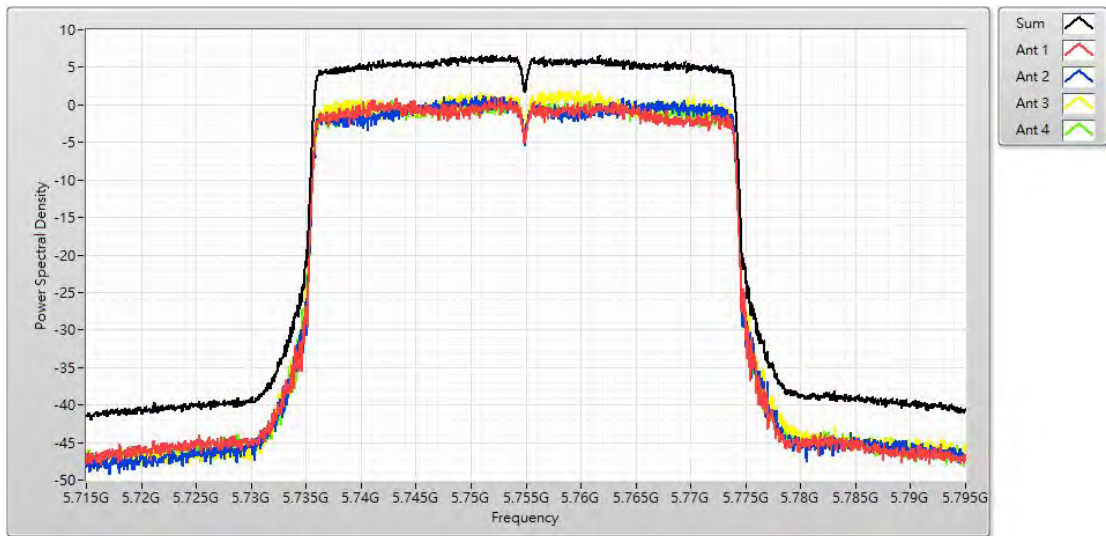
Channel 38 (5190MHz)



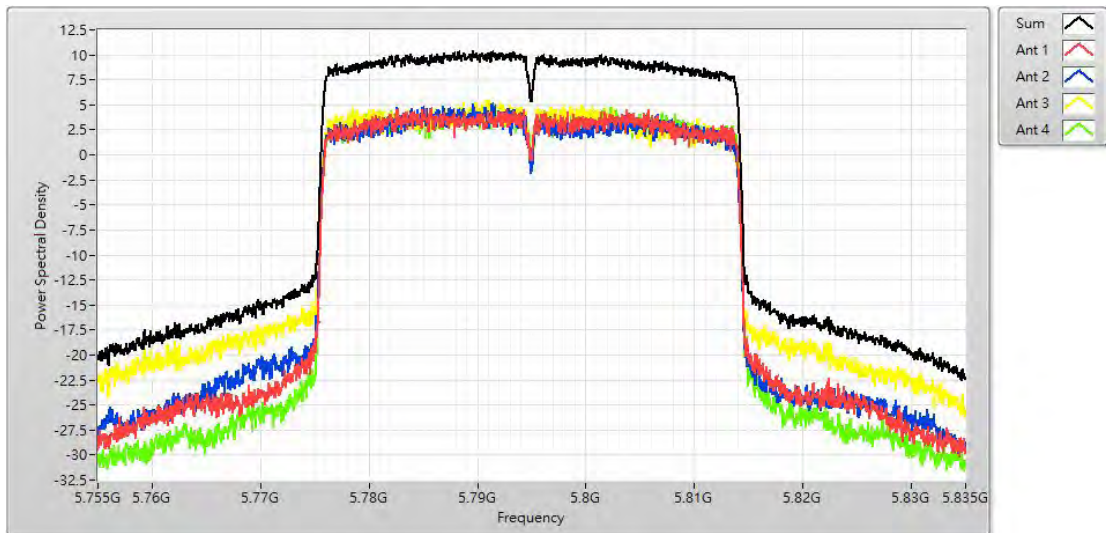
Channel 46 (5230MHz)



Channel 151 (5755MHz)



Channel 159 (575MHz)





Product	Consumer Home Router		
Test Item	Maximum power spectral density		
Test Mode	Mode 3: Transmit Beamforming Mode		
Date of Test	2020/11/23~2020/12/09	Test Site	SR12-H
Test Temperature	23.0°C	Test Humidity	61.0%

## 5GHz UNII 1:

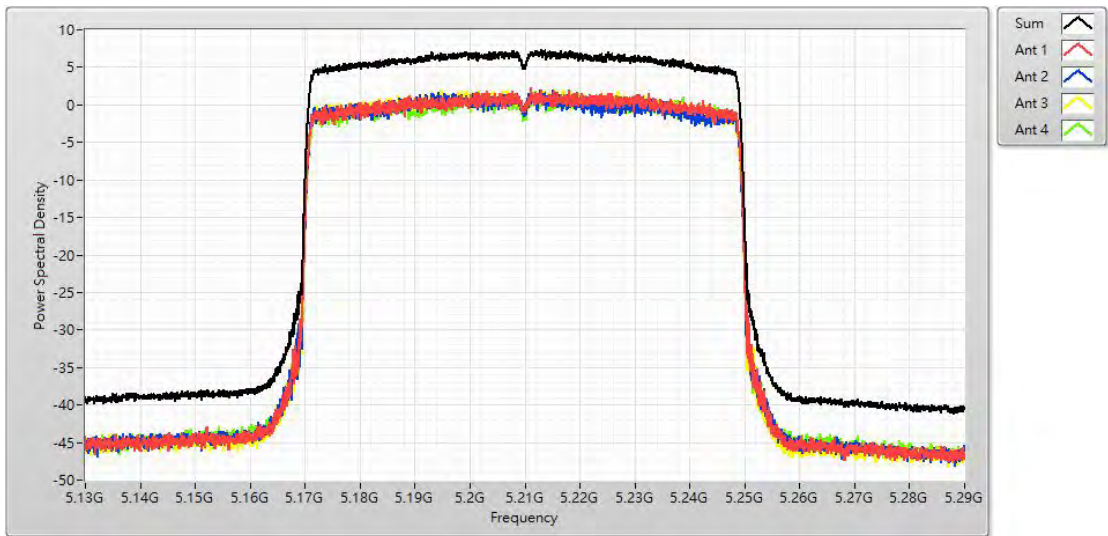
IEEE 802.11ax (80MHz) (ANT 0+1+2+3)				
Channel No.	Frequency (MHz)	Measure Value (dBm)	Limit (dBm)	Result
42	5210	7.320	$\leq 17$	Pass

## 5GHz UNII 3:

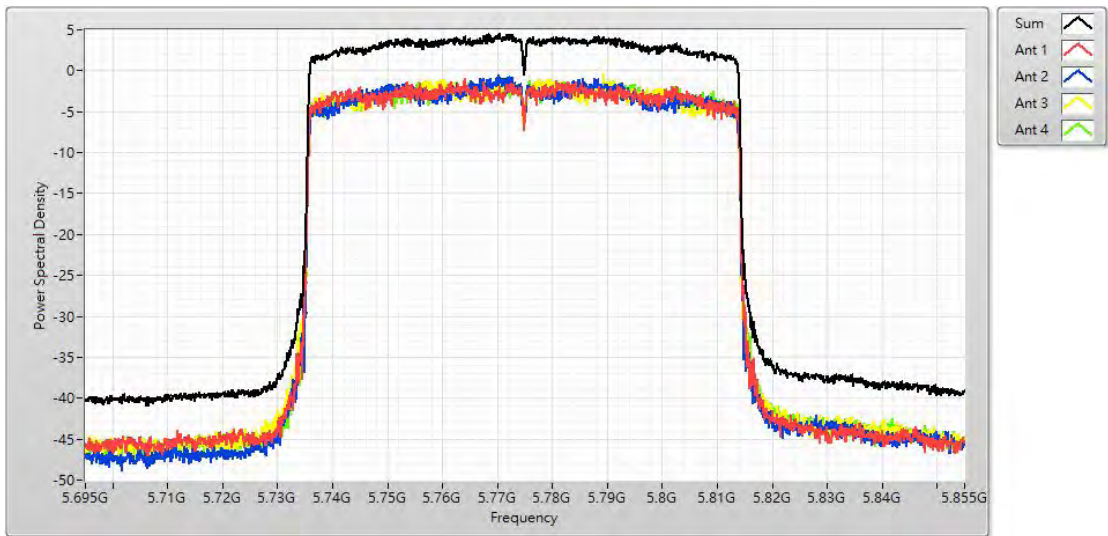
IEEE 802.11ax (80MHz) (ANT 0+1+2+3)				
Channel No.	Frequency (MHz)	Measure Value (dBm)	Limit (dBm)	Result
155	5775	4.510	$\leq 30$	Pass



Channel 42 (5210MHz)



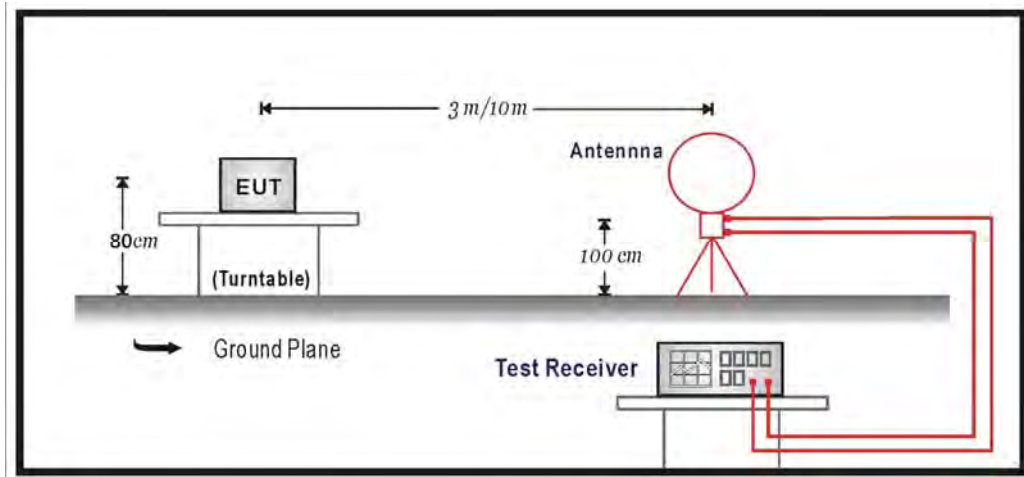
Channel 155 (5775MHz)



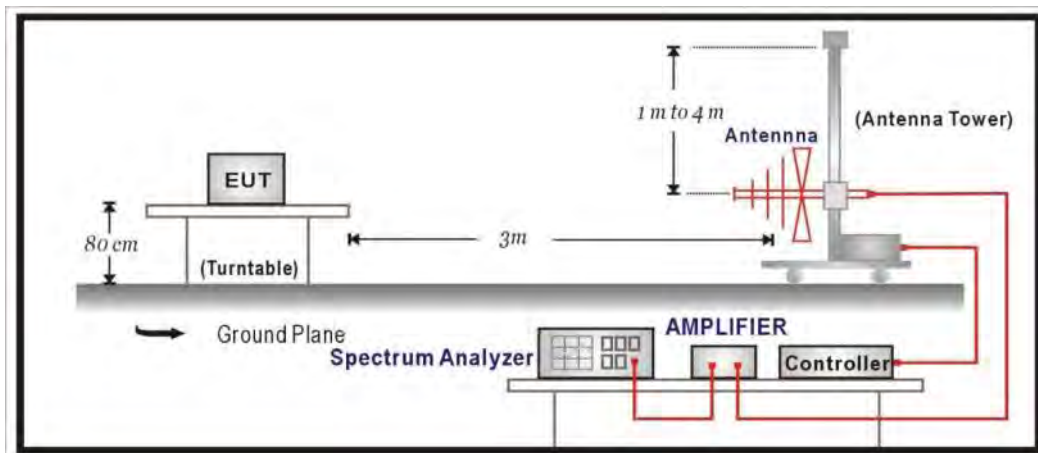
## 6. Radiated Emission

### 6.1. Test Setup

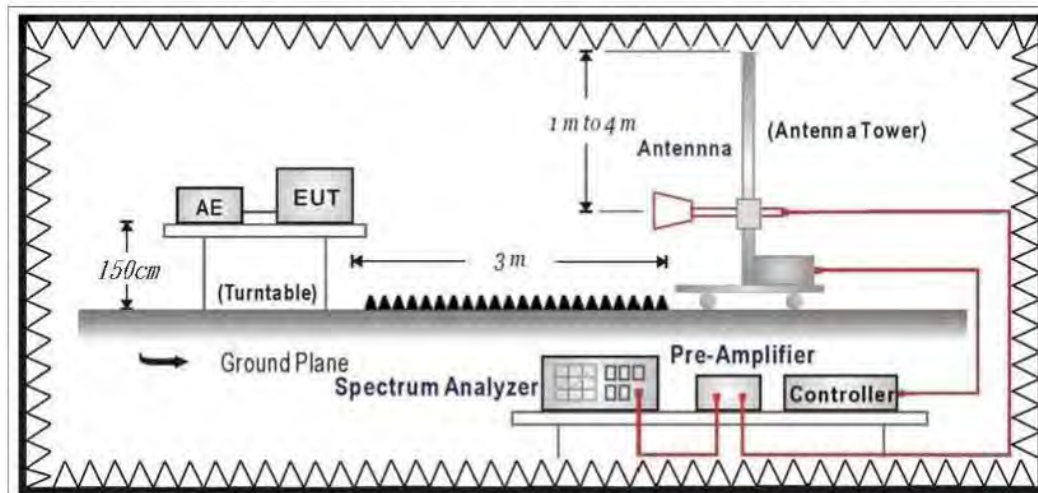
Under 30MHz Test Setup:



Under 1GHz Test Setup:



Above 1GHz Test Setup:



## 6.2. Limits

### ➤ General Radiated Emission Limits

The provisions of Section 15.205 of this part apply to intentional radiators operating under this section. Radiated emissions which fall in the restricted bands, as defined in Section 15.205, must also comply with the radiated emission limits specified in Section 15.209:

FCC Part 15 Subpart C Paragraph 15.209 Limits		
Frequency MHz	uV/m @3m	dBuV/m@3m
30 - 88	100	40
88 - 216	150	43.5
216 - 960	200	46
Above 960	500	54

Remark:

1. RF Voltage (dBuV) = 20 log RF Voltage (uV)
2. In the Above Table, the tighter limit applies at the band edges.
3. Distance refers to the distance in meters between the measuring instrument antenna and the closed point of any part of the device or system.

### ➤ Unwanted Emission out of the restricted bands Limits

FCC Part 15 Subpart C Paragraph 15.407(b) Limits		
Frequency (MHz)	EIRP Limit (dBm)	Equivalent Field Strength (dBuV/m@3m)
5150 - 5250	-27	68.3
5250 - 5350	-27	68.3
5470 - 5725	-27	68.3
5725 - 5850	-27 (Note1)	68.3
	-17 (Note2)	78.3

Remark:

1. For frequencies more than 10 MHz above or below the band edges.
2. For frequency range from the band edges to 10 MHz above or below the band edges.

$$3. \quad uV/m = \frac{1000000\sqrt{30 \times EIRP}}{3}, \quad \text{RF Voltage (dBuV/m)} = 20 \log \text{RF Voltage (uV/m)}$$

### 6.3. Test Procedure

The EUT and its simulators are placed on a turn table which is 1.5 meter above ground. The turn table can rotate 360 degrees to determine the position of the maximum emission level. The EUT was positioned such that the distance from antenna to the EUT was 3 meters.

The antenna can move up and down between 1 meter and 4 meters to find out the maximum emission level.

Both horizontal and vertical polarization of the antenna are set on measurement. In order to find the maximum emission, all of the interface cables must be manipulated according to ANSI C63.10: 2013 on radiated measurement.

The additional latch filter below 1GHz was used to measure the level of harmonics radiated emission during field strength of harmonics measurement.

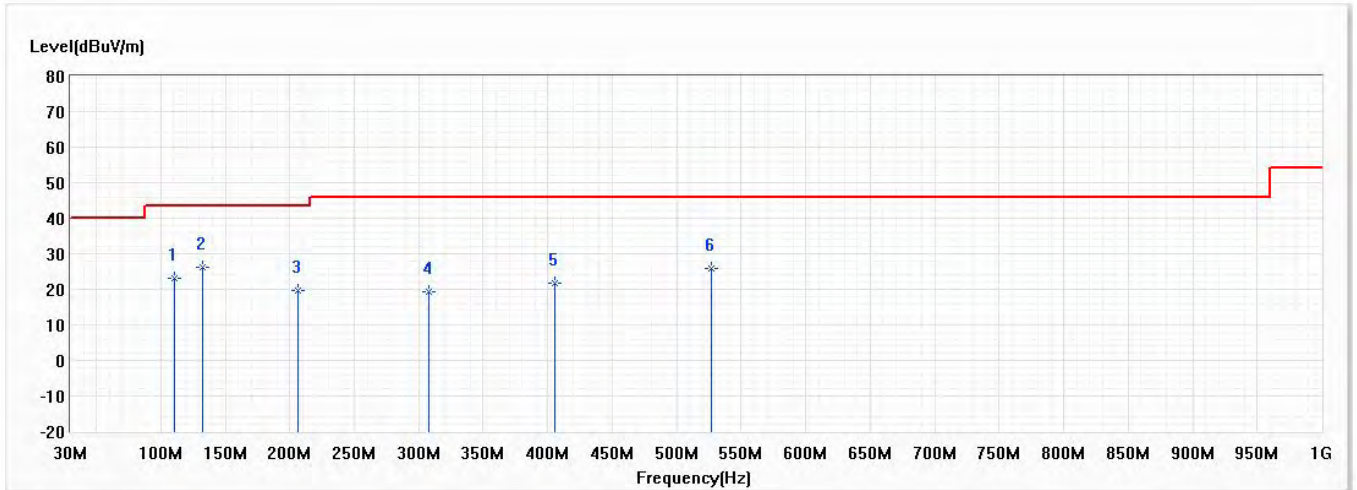
The bandwidth below 1GHz setting on the field strength meter is 120 KHz, above 1GHz are 1 MHz.

The frequency range from 30MHz to 10th harmonics is checked.

### 6.4. Test Result

#### 30MHz-1GHz Spurious

Model No	Verizon Router	Site	CB4-H
Test Voltage	AC 120V/60Hz	Test Date	2020/12/14
Test Mode	Mode 1: Transmit CDD Mode	Engineer	Marisa Chen
Polarity	Horizontal	Temperature (°C)	23.0
Test Condition	802.11a,Ch 48,5.24G,BW20M	Humidity (%RH)	58.0



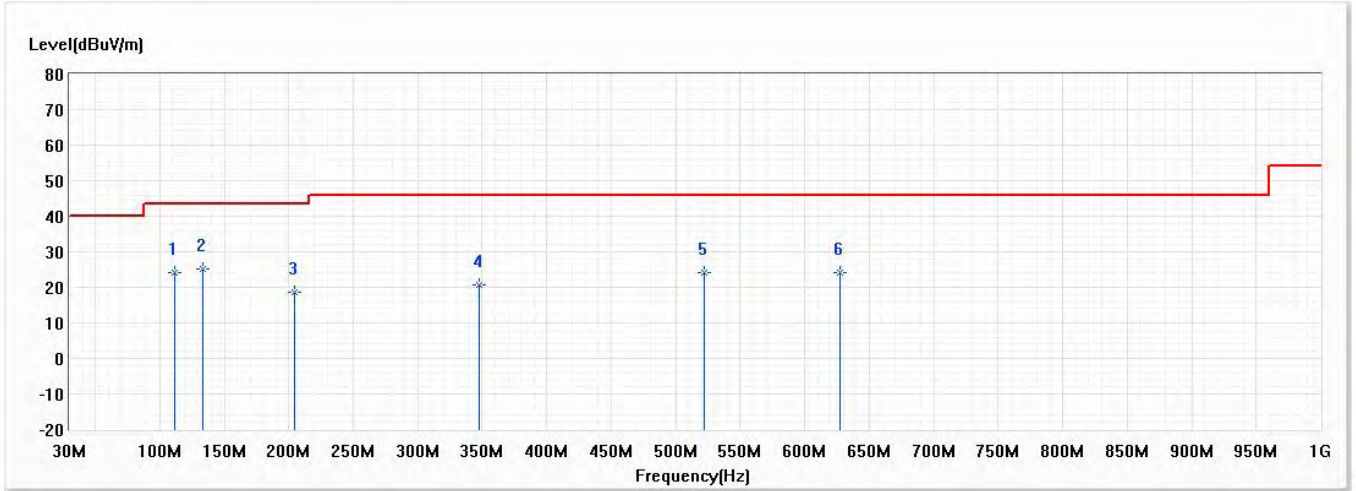
No	Frequency (MHz)	Emission Level (dBuV/m)	Limit (dBuV/m)	Margin (dB)	Reading Level (dBuV)	Correct Factor (dB)	Detector Type
1	110.510	23.23	43.50	-20.27	26.16	-2.93	QP
* 2	132.820	26.27	43.50	-17.23	28.92	-2.65	QP
3	206.540	19.57	43.50	-23.93	24.30	-4.73	QP
4	307.905	19.14	46.00	-26.86	20.28	-1.14	QP
5	405.390	21.84	46.00	-24.16	19.91	1.93	QP
6	526.640	25.83	46.00	-20.17	22.02	3.81	QP

Note:

1. All reading levels is Quasi-Peak value.
2. “ \* ”, means this data is the worst value.
3. Emission Level = Reading Level + Correct Factor
4. The emission under 30MHz were not included is because their levels are lower than 20dB from limit.



Model No	Verizon Router	Site	CB4-H
Test Mode	Mode 1: Transmit CDD Mode	Test Date	2020/12/14
Test Mode	WiFi	Engineer	Marisa Chen
Polarity	Vertical	Temperature (°C)	23.0
Test Condition	802.11a,Ch 48,5.24G,BW20M	Humidity (%RH)	58.0

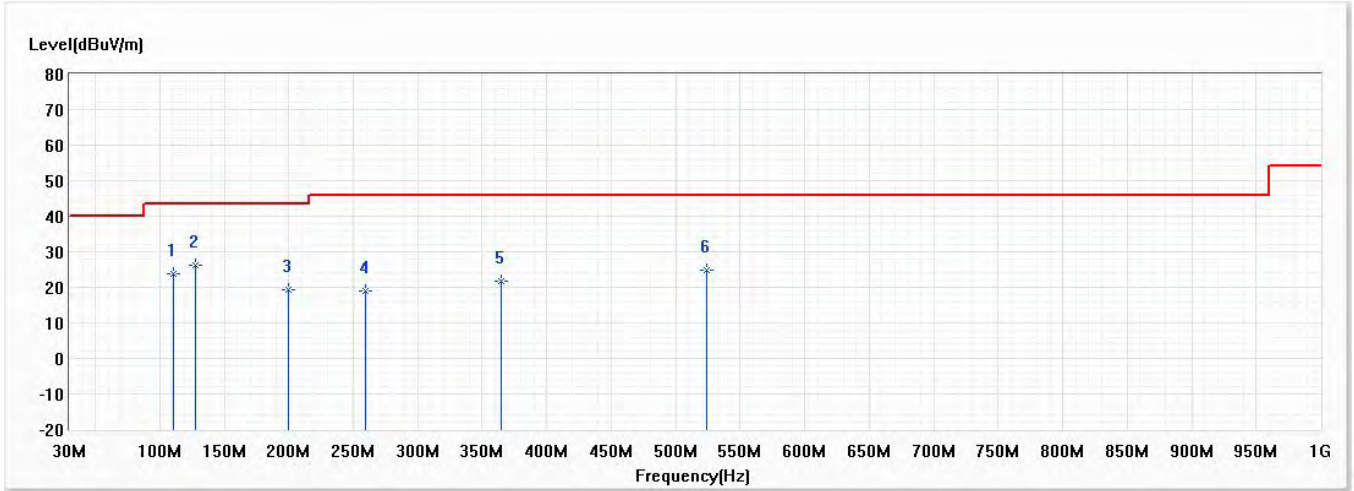


No	Frequency (MHz)	Emission Level (dBuV/m)	Limit (dBuV/m)	Margin (dB)	Reading Level (dBuV)	Correct Factor (dB)	Detector Type
1	111.480	24.24	43.50	-19.26	27.11	-2.87	QP
* 2	133.790	25.18	43.50	-18.32	27.92	-2.74	QP
3	204.600	18.64	43.50	-24.86	23.37	-4.73	QP
4	347.190	20.77	46.00	-25.23	20.65	0.12	QP
5	521.790	24.20	46.00	-21.80	20.51	3.69	QP
6	627.520	24.20	46.00	-21.80	18.95	5.25	QP

Note:

1. All reading levels is Quasi-Peak value.
2. “ \* ”, means this data is the worst value.
3. Emission Level = Reading Level + Correct Factor
4. The emission under 30MHz were not included is because their levels are lower than 20dB from limit.

Model No	Verizon Router	Site	CB4-H
Test Voltage	AC 120V/60Hz	Test Date	2020/12/14
Test Mode	Mode 1: Transmit CDD Mode	Engineer	Marisa Chen
Polarity	Horizontal	Temperature (°C)	23.0
Test Condition	802.11a,Ch 149,5.745G,BW20M	Humidity (%RH)	58.0

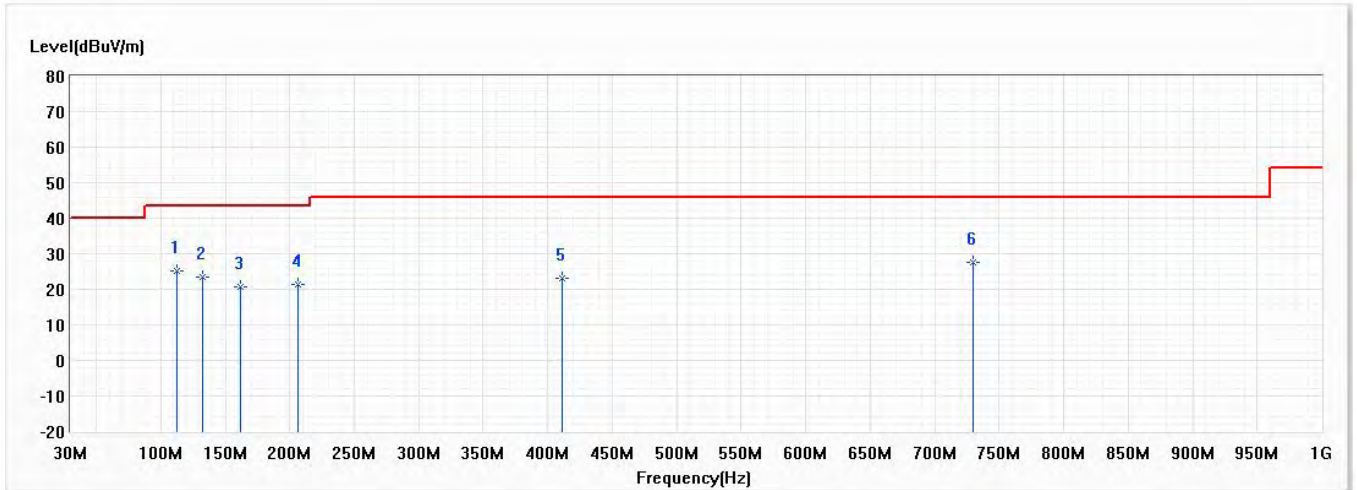


No	Frequency (MHz)	Emission Level (dBuV/m)	Limit (dBuV/m)	Margin (dB)	Reading Level (dBuV)	Correct Factor (dB)	Detector Type
1	110.510	23.75	43.50	-19.75	26.68	-2.93	QP
* 2	127.485	26.22	43.50	-17.28	28.54	-2.32	QP
3	199.265	19.17	43.50	-24.33	24.26	-5.09	QP
4	259.405	19.01	46.00	-26.99	20.57	-1.56	QP
5	365.135	21.68	46.00	-24.32	21.11	0.57	QP
6	523.730	24.98	46.00	-21.02	21.19	3.79	QP

Note:

1. All reading levels is Quasi-Peak value.
2. “ \* ”, means this data is the worst value.
3. Emission Level = Reading Level + Correct Factor
4. The emission under 30MHz were not included is because their levels are lower than 20dB from limit.

Model No	Verizon Router	Site	CB4-H
Test Voltage	AC 120V/60Hz	Test Date	2020/12/14
Test Mode	Mode 1: Transmit CDD Mode	Engineer	Marisa Chen
Polarity	Vertical	Temperature (°C)	23.0
Test Condition	802.11a,Ch 149,5.745G,BW20M	Humidity (%RH)	58.0



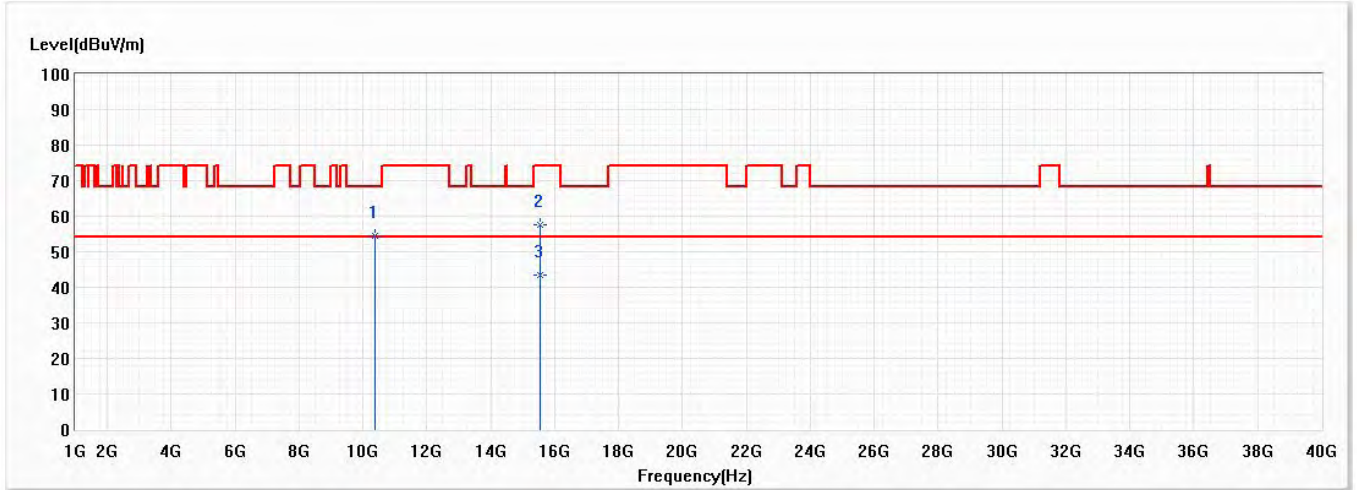
No	Frequency (MHz)	Emission Level (dBuV/m)	Limit (dBuV/m)	Margin (dB)	Reading Level (dBuV)	Correct Factor (dB)	Detector Type
1	112.450	25.01	43.50	-18.49	27.83	-2.82	QP
2	132.820	23.32	43.50	-20.18	25.97	-2.65	QP
3	161.435	20.63	43.50	-22.87	25.66	-5.03	QP
4	206.540	21.47	43.50	-22.03	26.20	-4.73	QP
5	410.725	22.99	46.00	-23.01	20.74	2.25	QP
* 6	729.855	27.67	46.00	-18.33	21.40	6.27	QP

Note:

1. All reading levels is Quasi-Peak value.
2. “ \* ”, means this data is the worst value.
3. Emission Level = Reading Level + Correct Factor
4. The emission under 30MHz were not included is because their levels are lower than 20dB from limit.

**Harmonic & Spurious:**

Model No	Verizon Router	Site	CB4-H
Test Voltage	AC 120V/60Hz	Test Date	2020/11/6
Test Mode	Mode 1: Transmit CDD Mode	Engineer	Lion Wang
Polarity	Horizontal	Temperature (°C)	22.0
Test Condition	802.11a,Ch36,5.18G,	Humidity (%RH)	55.0

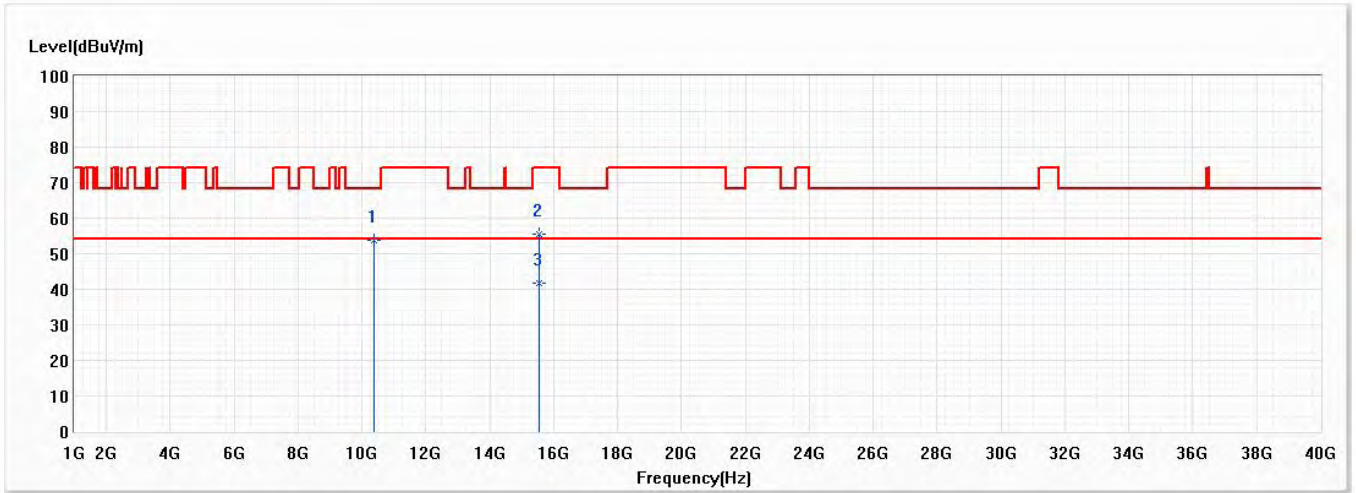


No	Frequency (MHz)	Emission Level (dBuV/m)	Limit (dBuV/m)	Margin (dB)	Reading Level (dBuV)	Correct Factor (dB)	Detector Type
1	10360.000	54.40	68.20	-13.80	41.51	12.89	PK
2	15540.000	57.61	74.00	-16.39	44.68	12.93	PK
* 3	15540.000	43.34	54.00	-10.66	30.41	12.93	AV

Note:

- 1.All reading above 1GHz is performed with peak and/or average measurements as necessary.
2. “ \* ”, means this data is the worst value.
- 3.Emission Level = Reading Level + Correct Factor.
- 4.The average measurement was not performed when the peak measured data under the limit of average detection.
- 5.The emission above 18GHz were not included is because their levels are lower than 20dB form limit.

Model No	Verizon Router	Site	CB4-H
Test Voltage	AC 120V/60Hz	Test Date	2020/11/6
Test Mode	Mode 1: Transmit CDD Mode	Engineer	Lion Wang
Polarity	Vertical	Temperature (°C)	22.0
Test Condition	802.11a,Ch36,5.18G,	Humidity (%RH)	55.0



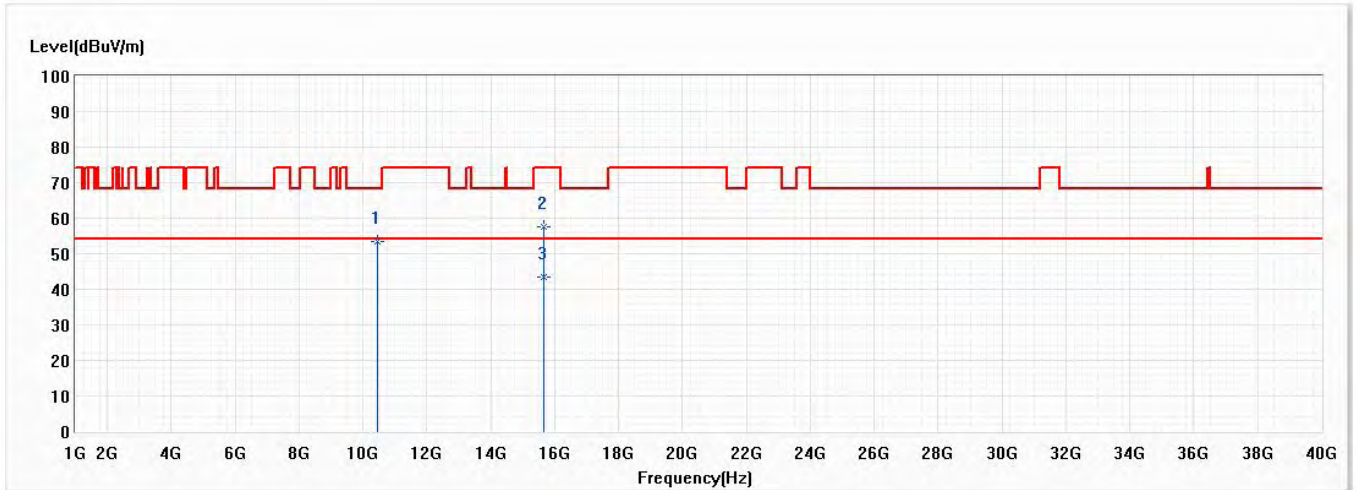
No	Frequency (MHz)	Emission Level (dBuV/m)	Limit (dBuV/m)	Margin (dB)	Reading Level (dBuV)	Correct Factor (dB)	Detector Type
1	10360.000	53.75	68.20	-14.45	40.86	12.89	PK
2	15540.000	55.45	74.00	-18.55	42.52	12.93	PK
* 3	15540.000	41.86	54.00	-12.14	28.93	12.93	AV

Note:

- 1.All reading above 1GHz is performed with peak and/or average measurements as necessary.
2. “ \* ”, means this data is the worst value.
- 3.Emission Level = Reading Level + Correct Factor.
- 4.The average measurement was not performed when the peak measured data under the limit of average detection.
- 5.The emission above 18GHz were not included is because their levels are lower than 20dB form limit.



Model No	Verizon Router	Site	CB4-H
Test Voltage	AC 120V/60Hz	Test Date	2020/11/6
Test Mode	Mode 1: Transmit CDD Mode	Engineer	Lion Wang
Polarity	Horizontal	Temperature (°C)	22.0
Test Condition	802.11a,Ch44,5.22G,	Humidity (%RH)	55.0

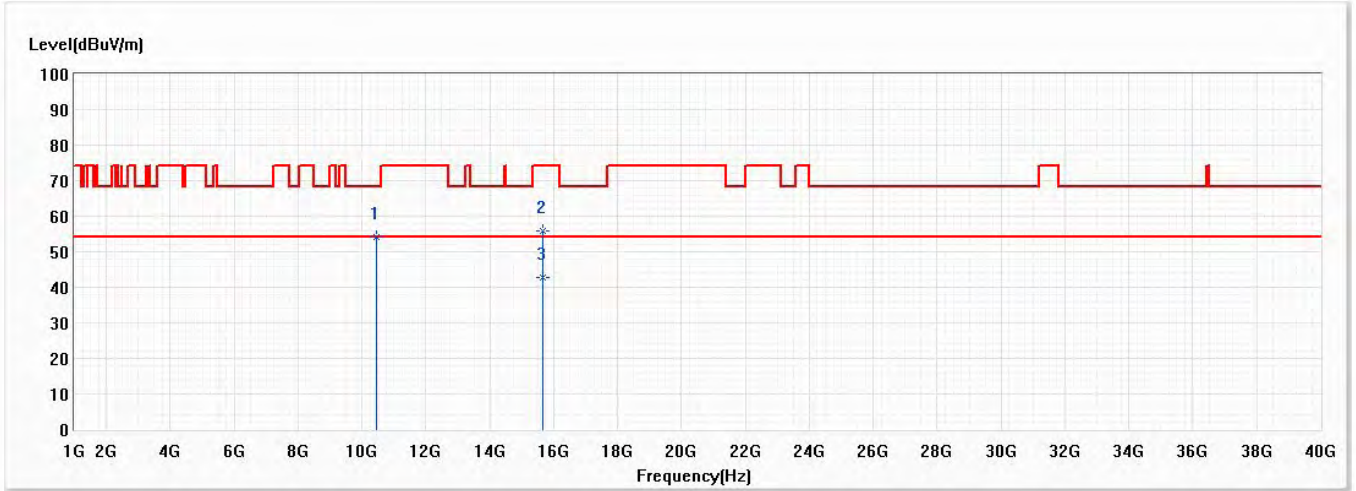


No	Frequency (MHz)	Emission Level (dBuV/m)	Limit (dBuV/m)	Margin (dB)	Reading Level (dBuV)	Correct Factor (dB)	Detector Type
1	10440.000	53.43	68.20	-14.77	40.28	13.15	PK
2	15660.000	57.68	74.00	-16.32	45.14	12.54	PK
* 3	15660.000	43.29	54.00	-10.71	30.75	12.54	AV

Note:

- 1.All reading above 1GHz is performed with peak and/or average measurements as necessary.
2. “ \* ”, means this data is the worst value.
- 3.Emission Level = Reading Level + Correct Factor.
- 4.The average measurement was not performed when the peak measured data under the limit of average detection.
- 5.The emission above 18GHz were not included is because their levels are lower than 20dB form limit.

Model No	Verizon Router	Site	CB4-H
Test Voltage	AC 120V/60Hz	Test Date	2020/11/6
Test Mode	Mode 1: Transmit CDD Mode	Engineer	Lion Wang
Polarity	Vertical	Temperature (°C)	22.0
Test Condition	802.11a,Ch44,5.22G,	Humidity (%RH)	55.0

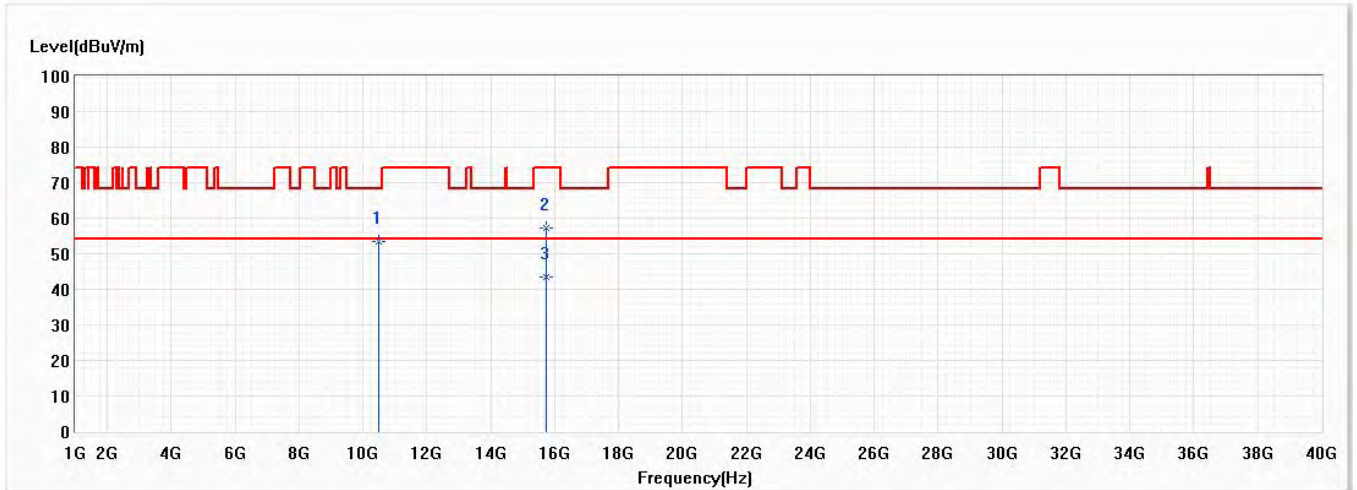


No	Frequency (MHz)	Emission Level (dBuV/m)	Limit (dBuV/m)	Margin (dB)	Reading Level (dBuV)	Correct Factor (dB)	Detector Type
1	10440.000	54.08	68.20	-14.12	40.93	13.15	PK
2	15660.000	55.85	74.00	-18.15	43.31	12.54	PK
* 3	15660.000	42.72	54.00	-11.28	30.18	12.54	AV

Note:

- 1.All reading above 1GHz is performed with peak and/or average measurements as necessary.
2. “ \* ”, means this data is the worst value.
- 3.Emission Level = Reading Level + Correct Factor.
- 4.The average measurement was not performed when the peak measured data under the limit of average detection.
- 5.The emission above 18GHz were not included is because their levels are lower than 20dB form limit.

Model No	Verizon Router	Site	CB4-H
Test Voltage	AC 120V/60Hz	Test Date	2020/11/6
Test Mode	Mode 1: Transmit CDD Mode	Engineer	Lion Wang
Polarity	Horizontal	Temperature (°C)	22.0
Test Condition	802.11a,Ch48,5.24G,	Humidity (%RH)	55.0

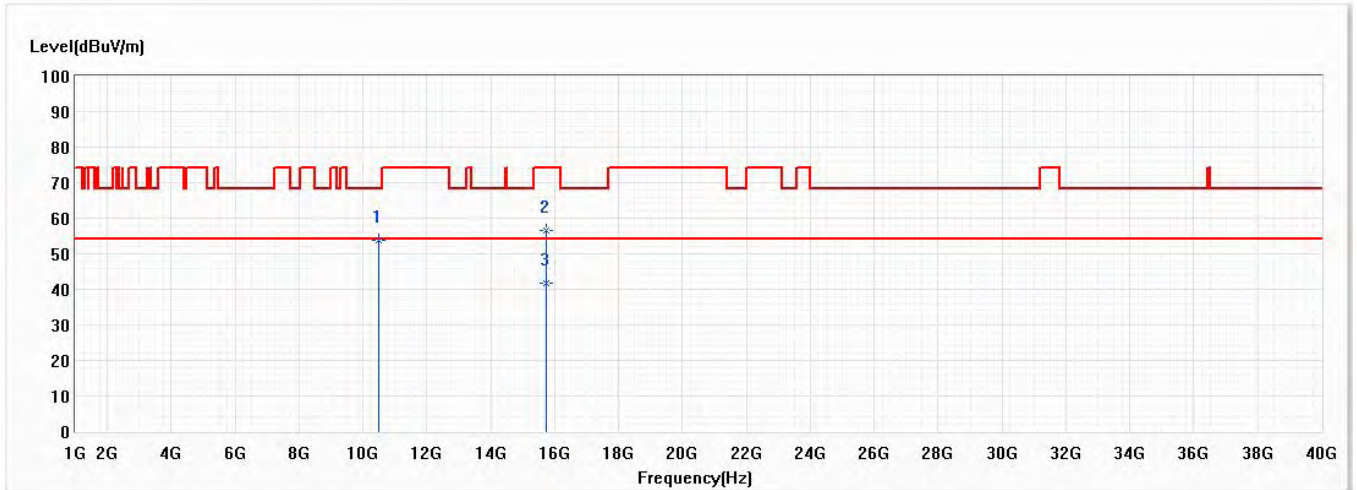


No	Frequency (MHz)	Emission Level (dBuV/m)	Limit (dBuV/m)	Margin (dB)	Reading Level (dBuV)	Correct Factor (dB)	Detector Type
1	10480.000	53.52	68.20	-14.68	40.23	13.29	PK
2	15720.000	57.34	74.00	-16.66	45.00	12.34	PK
* 3	15720.000	43.47	54.00	-10.53	31.13	12.34	AV

Note:

- 1.All reading above 1GHz is performed with peak and/or average measurements as necessary.
2. “ \* ”, means this data is the worst value.
- 3.Emission Level = Reading Level + Correct Factor.
- 4.The average measurement was not performed when the peak measured data under the limit of average detection.
- 5.The emission above 18GHz were not included is because their levels are lower than 20dB form limit.

Model No	Verizon Router	Site	CB4-H
Test Voltage	AC 120V/60Hz	Test Date	2020/11/6
Test Mode	Mode 1: Transmit CDD Mode	Engineer	Lion Wang
Polarity	Vertical	Temperature (°C)	22.0
Test Condition	802.11a,Ch48,5.24G,	Humidity (%RH)	55.0

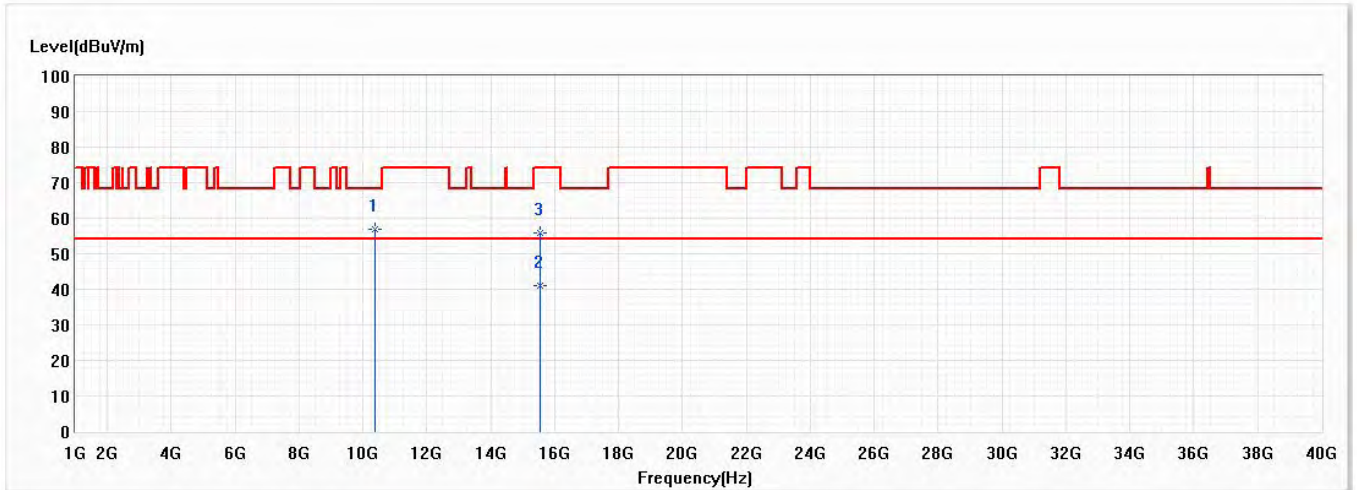


No	Frequency (MHz)	Emission Level (dBuV/m)	Limit (dBuV/m)	Margin (dB)	Reading Level (dBuV)	Correct Factor (dB)	Detector Type
1	10480.000	53.78	68.20	-14.42	40.49	13.29	PK
2	15720.000	56.59	74.00	-17.41	44.25	12.34	PK
* 3	15720.000	41.86	54.00	-12.14	29.52	12.34	AV

Note:

- 1.All reading above 1GHz is performed with peak and/or average measurements as necessary.
2. “ \* ”, means this data is the worst value.
- 3.Emission Level = Reading Level + Correct Factor.
- 4.The average measurement was not performed when the peak measured data under the limit of average detection.
- 5.The emission above 18GHz were not included is because their levels are lower than 20dB form limit.

Model No	Verizon Router	Site	CB4-H
Test Voltage	AC 120V/60Hz	Test Date	2020/11/6
Test Mode	Mode 2: Transmit RU Mode_Full	Engineer	Lion Wang
Polarity	Horizontal	Temperature (°C)	22.0
Test Condition	802.11ax,Ch36,5.18G,20M	Humidity (%RH)	55.0



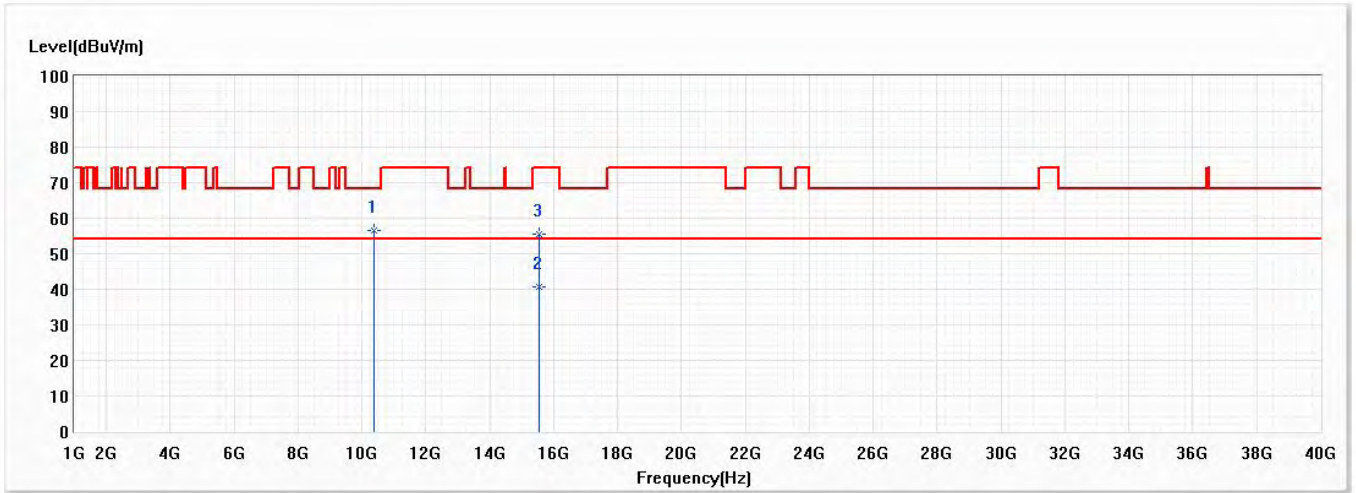
No	Frequency (MHz)	Emission Level (dBuV/m)	Limit (dBuV/m)	Margin (dB)	Reading Level (dBuV)	Correct Factor (dB)	Detector Type
* 1	10360.000	56.91	68.20	-11.29	44.02	12.89	PK
2	15540.000	40.98	54.00	-13.02	28.05	12.93	AV
3	15540.000	55.77	74.00	-18.23	42.84	12.93	PK

Note:

1. All reading above 1GHz is performed with peak and/or average measurements as necessary.
2. “ \* ”, means this data is the worst value.
3. Emission Level = Reading Level + Correct Factor.
4. The average measurement was not performed when the peak measured data under the limit of average detection.
5. The emission above 18GHz were not included is because their levels are lower than 20dB from limit.



Model No	Verizon Router	Site	CB4-H
Test Voltage	AC 120V/60Hz	Test Date	2020/11/6
Test Mode	Mode 2: Transmit RU Mode_Full	Engineer	Lion Wang
Polarity	Vertical	Temperature (°C)	22.0
Test Condition	802.11ax,Ch36,5.18G,20M	Humidity (%RH)	55.0

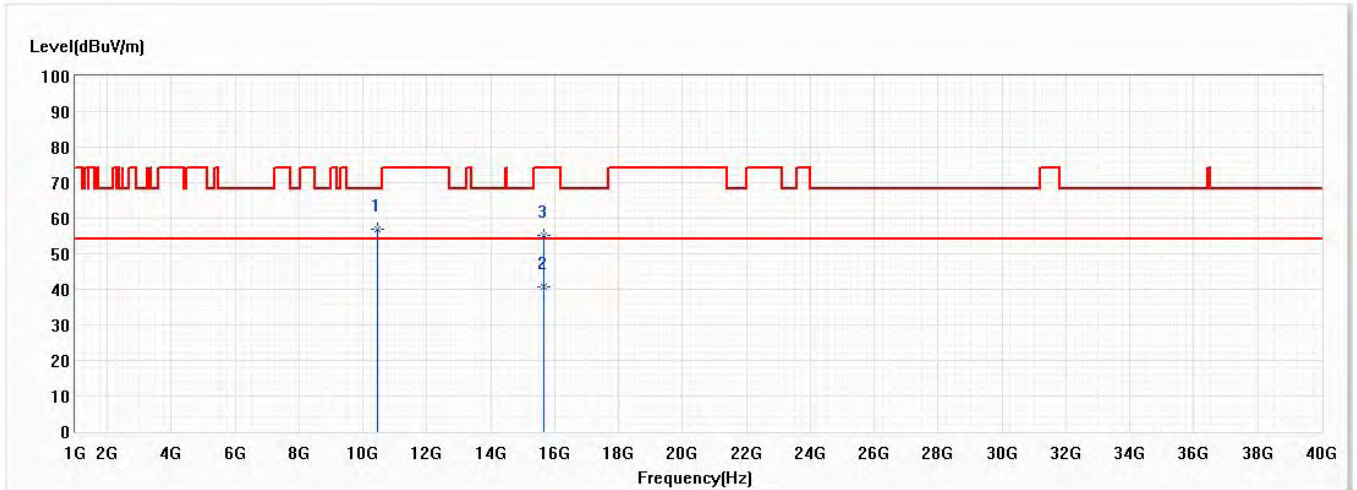


No	Frequency (MHz)	Emission Level (dBuV/m)	Limit (dBuV/m)	Margin (dB)	Reading Level (dBuV)	Correct Factor (dB)	Detector Type
* 1	10360.000	56.46	68.20	-11.74	43.57	12.89	PK
2	15540.000	40.79	54.00	-13.21	27.86	12.93	AV
3	15540.000	55.35	74.00	-18.65	42.42	12.93	PK

Note:

1. All reading above 1GHz is performed with peak and/or average measurements as necessary.
2. “ \* ”, means this data is the worst value.
3. Emission Level = Reading Level + Correct Factor.
4. The average measurement was not performed when the peak measured data under the limit of average detection.
5. The emission above 18GHz were not included is because their levels are lower than 20dB from limit.

Model No	Verizon Router	Site	CB4-H
Test Voltage	AC 120V/60Hz	Test Date	2020/11/6
Test Mode	Mode 2: Transmit RU Mode_Full	Engineer	Lion Wang
Polarity	Horizontal	Temperature (°C)	22.0
Test Condition	802.11ax,Ch44,5.22G,20M	Humidity (%RH)	55.0

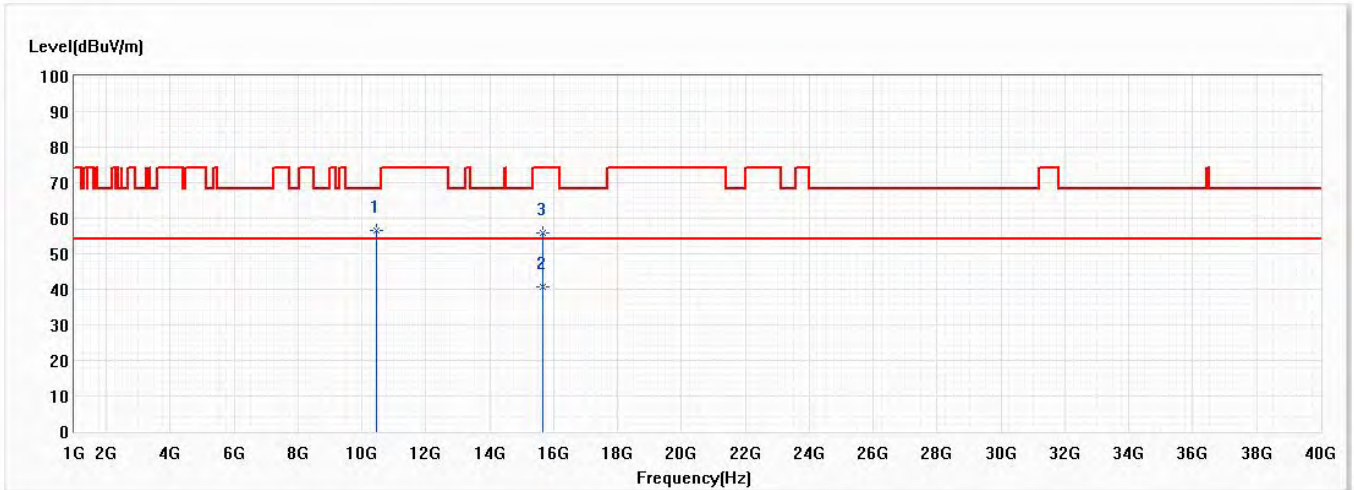


No	Frequency (MHz)	Emission Level (dBuV/m)	Limit (dBuV/m)	Margin (dB)	Reading Level (dBuV)	Correct Factor (dB)	Detector Type
* 1	10440.000	56.78	68.20	-11.42	43.63	13.15	PK
2	15660.000	40.72	54.00	-13.28	28.18	12.54	AV
3	15660.000	55.10	74.00	-18.90	42.56	12.54	PK

Note:

1. All reading above 1GHz is performed with peak and/or average measurements as necessary.
2. “ \* ”, means this data is the worst value.
3. Emission Level = Reading Level + Correct Factor.
4. The average measurement was not performed when the peak measured data under the limit of average detection.
5. The emission above 18GHz were not included is because their levels are lower than 20dB from limit.

Model No	Verizon Router	Site	CB4-H
Test Voltage	AC 120V/60Hz	Test Date	2020/11/6
Test Mode	Mode 2: Transmit RU Mode_Full	Engineer	Lion Wang
Polarity	Vertical	Temperature (°C)	22.0
Test Condition	802.11ax,Ch44,5.22G,20M	Humidity (%RH)	55.0

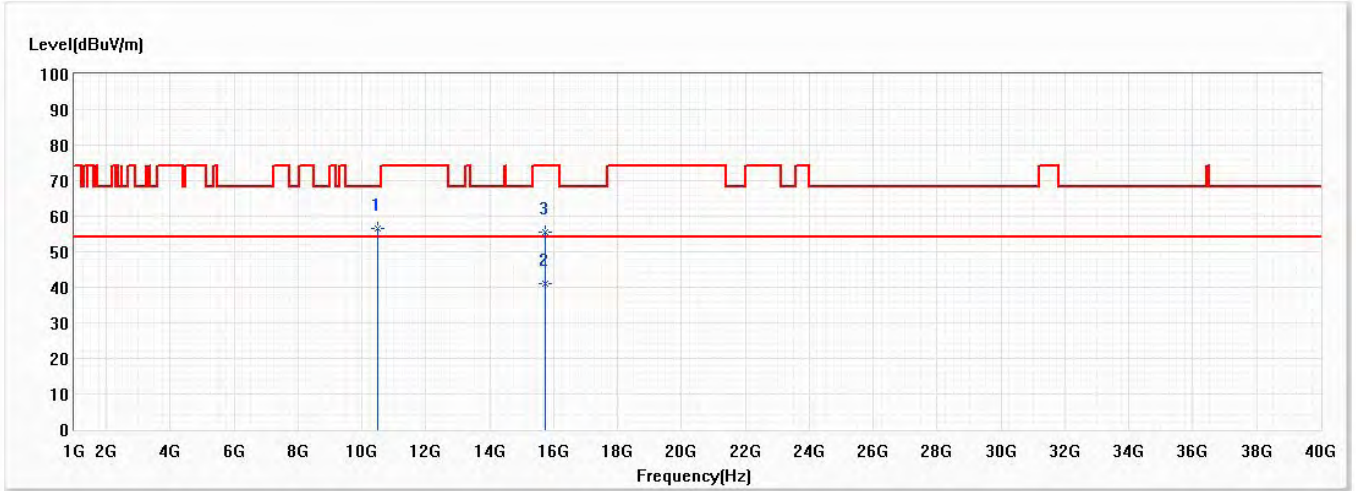


No	Frequency (MHz)	Emission Level (dBuV/m)	Limit (dBuV/m)	Margin (dB)	Reading Level (dBuV)	Correct Factor (dB)	Detector Type
* 1	10440.000	56.55	68.20	-11.65	43.40	13.15	PK
2	15660.000	40.70	54.00	-13.30	28.16	12.54	AV
3	15660.000	55.73	74.00	-18.27	43.19	12.54	PK

Note:

1. All reading above 1GHz is performed with peak and/or average measurements as necessary.
2. “ \* ”, means this data is the worst value.
3. Emission Level = Reading Level + Correct Factor.
4. The average measurement was not performed when the peak measured data under the limit of average detection.
5. The emission above 18GHz were not included is because their levels are lower than 20dB from limit.

Model No	Verizon Router	Site	CB4-H
Test Voltage	AC 120V/60Hz	Test Date	2020/11/6
Test Mode	Mode 2: Transmit RU Mode_Full	Engineer	Lion Wang
Polarity	Horizontal	Temperature (°C)	22.0
Test Condition	802.11ax,Ch48,5.24G,20M	Humidity (%RH)	55.0

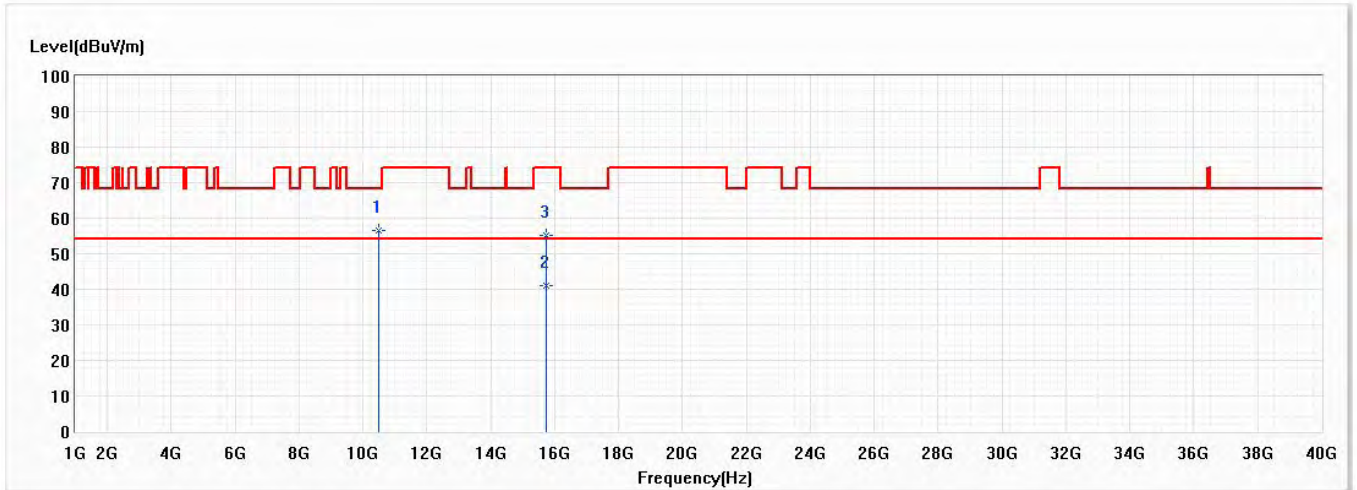


No	Frequency (MHz)	Emission Level (dBuV/m)	Limit (dBuV/m)	Margin (dB)	Reading Level (dBuV)	Correct Factor (dB)	Detector Type
* 1	10480.000	56.42	68.20	-11.78	43.13	13.29	PK
2	15720.000	41.15	54.00	-12.85	28.81	12.34	AV
3	15720.000	55.52	74.00	-18.48	43.18	12.34	PK

Note:

1. All reading above 1GHz is performed with peak and/or average measurements as necessary.
2. “ \* ”, means this data is the worst value.
3. Emission Level = Reading Level + Correct Factor.
4. The average measurement was not performed when the peak measured data under the limit of average detection.
5. The emission above 18GHz were not included is because their levels are lower than 20dB from limit.

Model No	Verizon Router	Site	CB4-H
Test Voltage	AC 120V/60Hz	Test Date	2020/11/6
Test Mode	Mode 2: Transmit RU Mode_Full	Engineer	Lion Wang
Polarity	Vertical	Temperature (°C)	22.0
Test Condition	802.11ax,Ch48,5.24G,20M	Humidity (%RH)	55.0



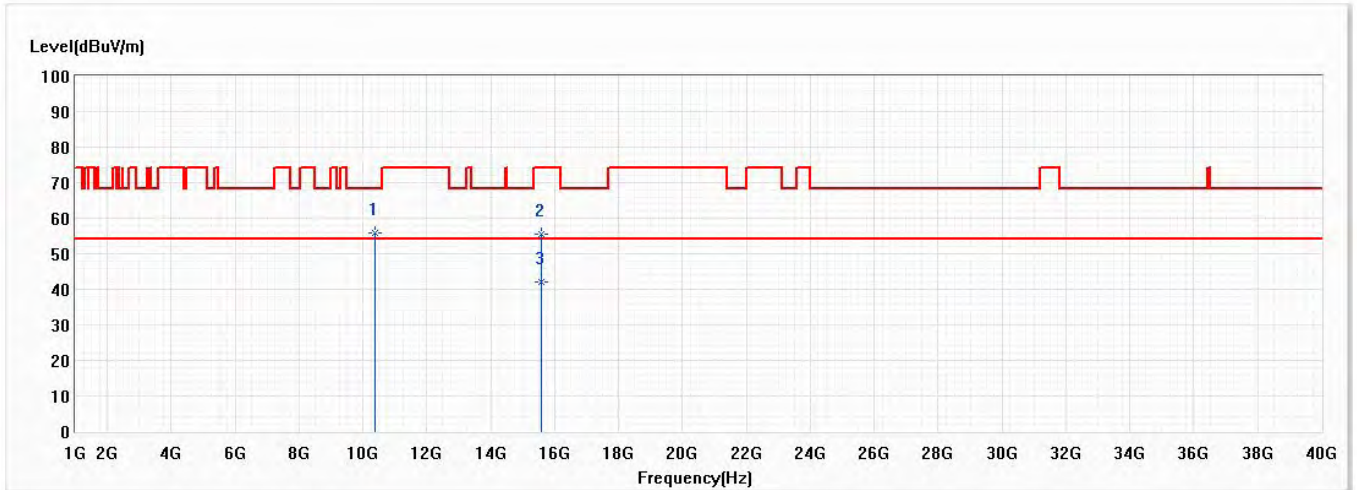
No	Frequency (MHz)	Emission Level (dBuV/m)	Limit (dBuV/m)	Margin (dB)	Reading Level (dBuV)	Correct Factor (dB)	Detector Type
* 1	10480.000	56.47	68.20	-11.73	43.18	13.29	PK
2	15720.000	40.96	54.00	-13.04	28.62	12.34	AV
3	15720.000	55.03	74.00	-18.97	42.69	12.34	PK

Note:

1. All reading above 1GHz is performed with peak and/or average measurements as necessary.
2. “ \* ”, means this data is the worst value.
3. Emission Level = Reading Level + Correct Factor.
4. The average measurement was not performed when the peak measured data under the limit of average detection.
5. The emission above 18GHz were not included is because their levels are lower than 20dB from limit.



Model No	Verizon Router	Site	CB4-H
Test Voltage	AC 120V/60Hz	Test Date	2020/11/6
Test Mode	Mode 2: Transmit RU Mode_Full	Engineer	Lion Wang
Polarity	Horizontal	Temperature (°C)	22.0
Test Condition	802.11ax,Ch38,5.19G,40M	Humidity (%RH)	55.0

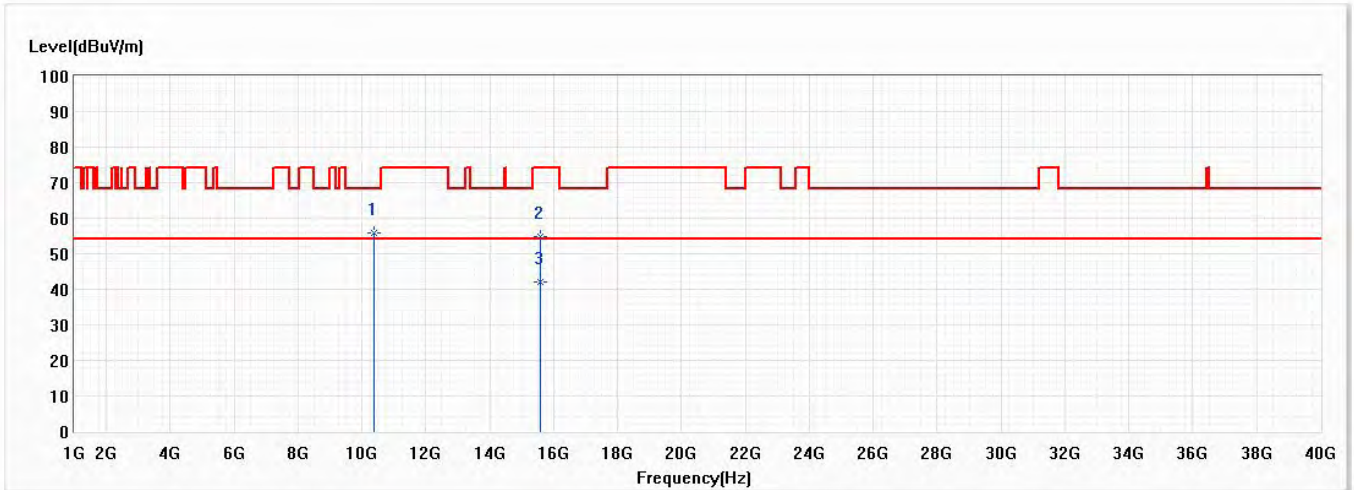


No	Frequency (MHz)	Emission Level (dBuV/m)	Limit (dBuV/m)	Margin (dB)	Reading Level (dBuV)	Correct Factor (dB)	Detector Type
1	10380.000	55.70	68.20	-12.50	42.74	12.96	PK
2	15570.000	55.39	74.00	-18.61	42.56	12.83	PK
* 3	15570.000	41.99	54.00	-12.01	29.16	12.83	AV

Note:

1. All reading above 1GHz is performed with peak and/or average measurements as necessary.
2. “ \* ”, means this data is the worst value.
3. Emission Level = Reading Level + Correct Factor.
4. The average measurement was not performed when the peak measured data under the limit of average detection.
5. The emission above 18GHz were not included is because their levels are lower than 20dB from limit.

Model No	Verizon Router	Site	CB4-H
Test Voltage	AC 120V/60Hz	Test Date	2020/11/6
Test Mode	Mode 2: Transmit RU Mode_Full	Engineer	Lion Wang
Polarity	Vertical	Temperature (°C)	22.0
Test Condition	802.11ax,Ch38,5.19G,40M	Humidity (%RH)	55.0

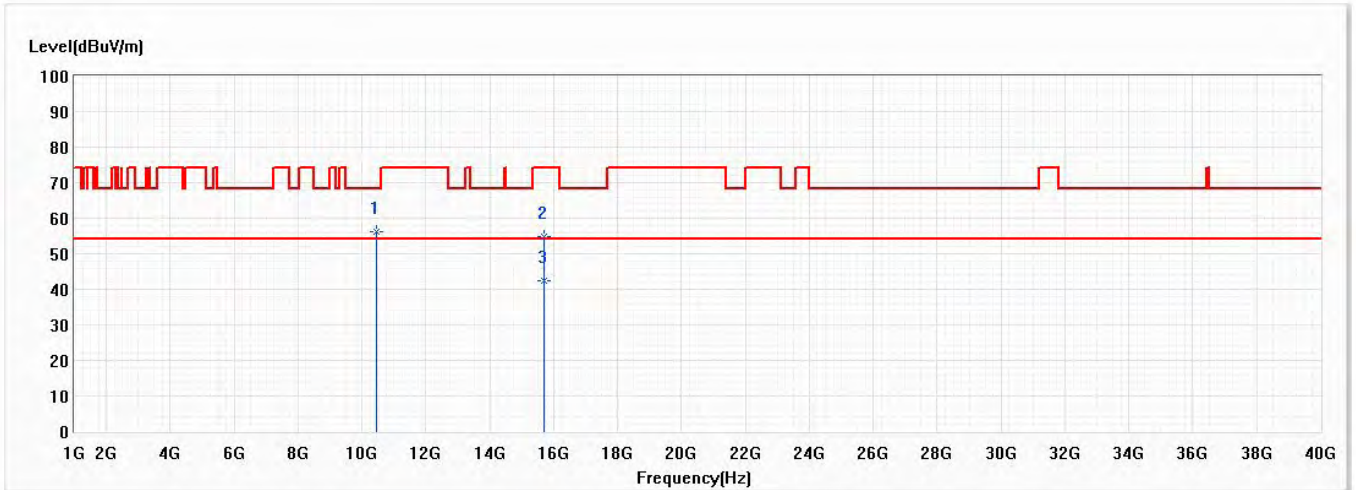


No	Frequency (MHz)	Emission Level (dBuV/m)	Limit (dBuV/m)	Margin (dB)	Reading Level (dBuV)	Correct Factor (dB)	Detector Type
1	10380.000	55.80	68.20	-12.40	42.84	12.96	PK
2	15570.000	54.82	74.00	-19.18	41.99	12.83	PK
* 3	15570.000	41.91	54.00	-12.09	29.08	12.83	AV

Note:

1. All reading above 1GHz is performed with peak and/or average measurements as necessary.
2. “ \* ”, means this data is the worst value.
3. Emission Level = Reading Level + Correct Factor.
4. The average measurement was not performed when the peak measured data under the limit of average detection.
5. The emission above 18GHz were not included is because their levels are lower than 20dB from limit.

Model No	Verizon Router	Site	CB4-H
Test Voltage	AC 120V/60Hz	Test Date	2020/11/6
Test Mode	Mode 2: Transmit RU Mode_Full	Engineer	Lion Wang
Polarity	Horizontal	Temperature (°C)	22.0
Test Condition	802.11ax,Ch46,5.23G,40M	Humidity (%RH)	55.0

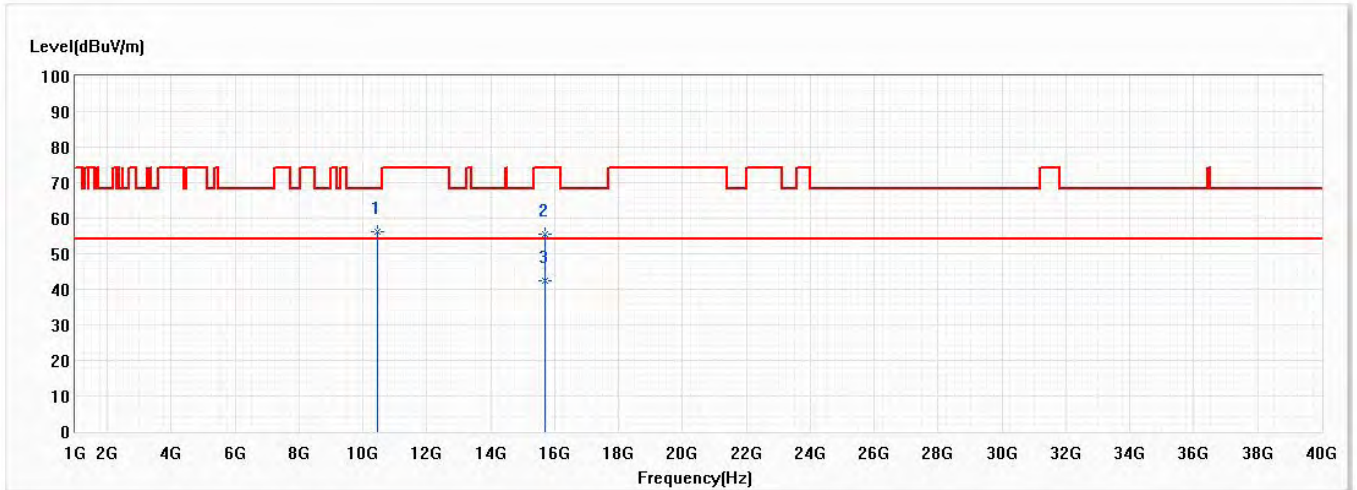


No	Frequency (MHz)	Emission Level (dBuV/m)	Limit (dBuV/m)	Margin (dB)	Reading Level (dBuV)	Correct Factor (dB)	Detector Type
1	10460.000	56.20	68.20	-12.00	42.98	13.22	PK
2	15690.000	55.00	74.00	-19.00	42.55	12.45	PK
* 3	15690.000	42.53	54.00	-11.47	30.08	12.45	AV

Note:

1. All reading above 1GHz is performed with peak and/or average measurements as necessary.
2. “ \* ”, means this data is the worst value.
3. Emission Level = Reading Level + Correct Factor.
4. The average measurement was not performed when the peak measured data under the limit of average detection.
5. The emission above 18GHz were not included is because their levels are lower than 20dB from limit.

Model No	Verizon Router	Site	CB4-H
Test Voltage	AC 120V/60Hz	Test Date	2020/11/6
Test Mode	Mode 2: Transmit RU Mode_Full	Engineer	Lion Wang
Polarity	Vertical	Temperature (°C)	22.0
Test Condition	802.11ax,Ch46,5.23G,40M	Humidity (%RH)	55.0

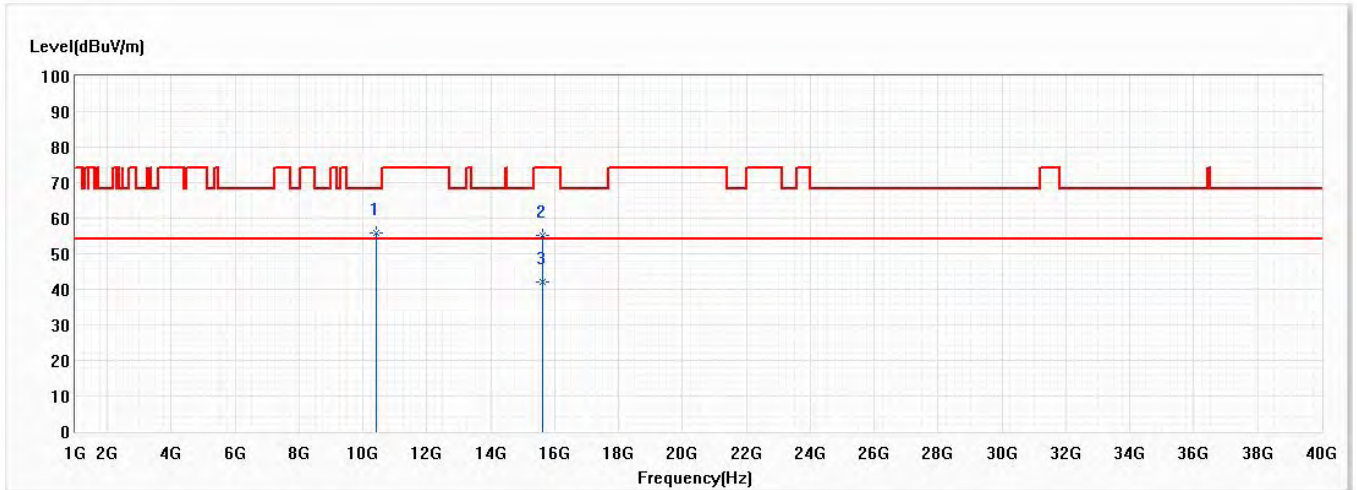


No	Frequency (MHz)	Emission Level (dBuV/m)	Limit (dBuV/m)	Margin (dB)	Reading Level (dBuV)	Correct Factor (dB)	Detector Type
1	10460.000	56.07	68.20	-12.13	42.85	13.22	PK
2	15690.000	55.39	74.00	-18.61	42.94	12.45	PK
* 3	15690.000	42.56	54.00	-11.44	30.11	12.45	AV

Note:

1. All reading above 1GHz is performed with peak and/or average measurements as necessary.
2. “ \* ”, means this data is the worst value.
3. Emission Level = Reading Level + Correct Factor.
4. The average measurement was not performed when the peak measured data under the limit of average detection.
5. The emission above 18GHz were not included is because their levels are lower than 20dB from limit.

Model No	Verizon Router	Site	CB4-H
Test Voltage	AC 120V/60Hz	Test Date	2020/11/6
Test Mode	Mode 2: Transmit RU Mode_Full	Engineer	Lion Wang
Polarity	Horizontal	Temperature (°C)	22.0
Test Condition	802.11ax,Ch42,5.21G,80M	Humidity (%RH)	55.0



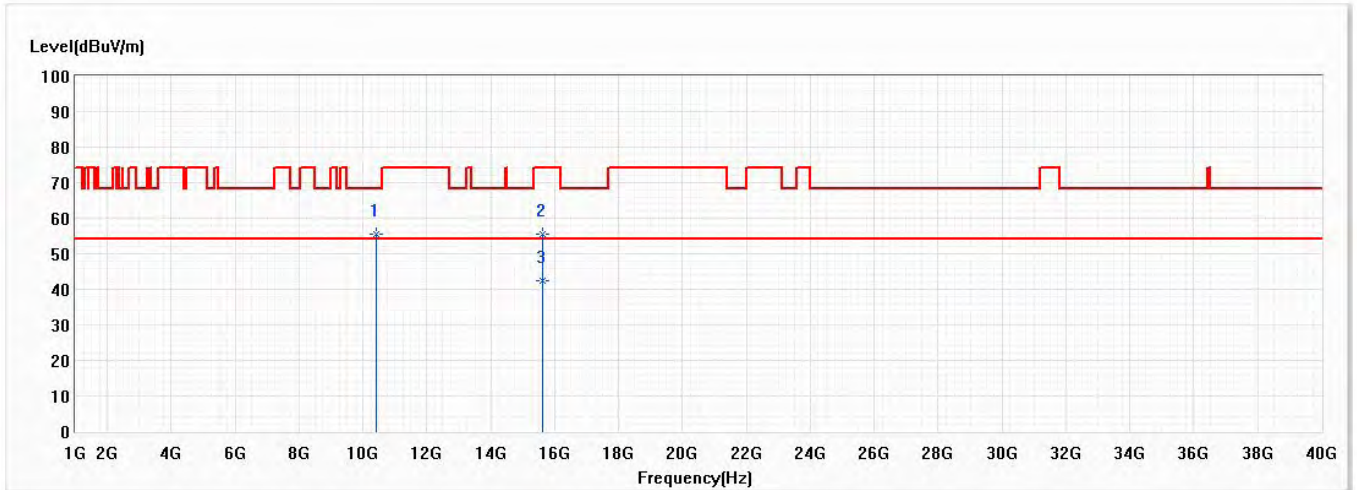
No	Frequency (MHz)	Emission Level (dBuV/m)	Limit (dBuV/m)	Margin (dB)	Reading Level (dBuV)	Correct Factor (dB)	Detector Type
1	10420.000	55.94	68.20	-12.26	42.86	13.08	PK
2	15630.000	55.03	74.00	-18.97	42.38	12.65	PK
* 3	15630.000	41.97	54.00	-12.03	29.32	12.65	AV

Note:

1. All reading above 1GHz is performed with peak and/or average measurements as necessary.
2. “ \* ”, means this data is the worst value.
3. Emission Level = Reading Level + Correct Factor.
4. The average measurement was not performed when the peak measured data under the limit of average detection.
5. The emission above 18GHz were not included is because their levels are lower than 20dB from limit.



Model No	Verizon Router	Site	CB4-H
Test Voltage	AC 120V/60Hz	Test Date	2020/11/6
Test Mode	Mode 2: Transmit RU Mode_Full	Engineer	Lion Wang
Polarity	Vertical	Temperature (°C)	22.0
Test Condition	802.11ax,Ch42,5.21G,80M	Humidity (%RH)	55.0

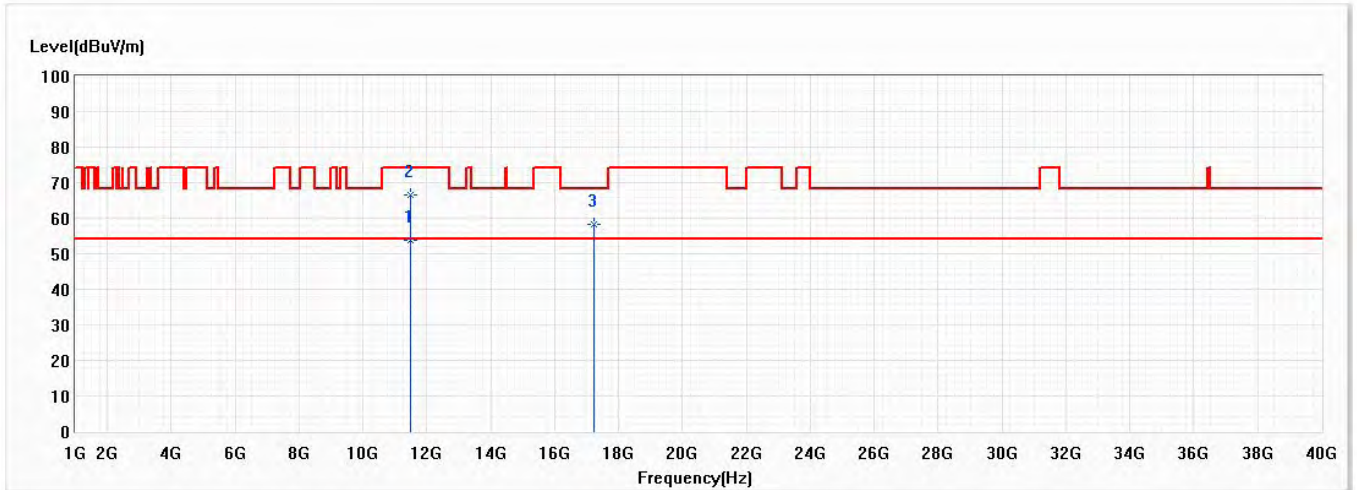


No	Frequency (MHz)	Emission Level (dBuV/m)	Limit (dBuV/m)	Margin (dB)	Reading Level (dBuV)	Correct Factor (dB)	Detector Type
1	10420.000	55.67	68.20	-12.53	42.59	13.08	PK
2	15630.000	55.42	74.00	-18.58	42.77	12.65	PK
* 3	15630.000	42.41	54.00	-11.59	29.76	12.65	AV

Note:

1. All reading above 1GHz is performed with peak and/or average measurements as necessary.
2. “ \* ”, means this data is the worst value.
3. Emission Level = Reading Level + Correct Factor.
4. The average measurement was not performed when the peak measured data under the limit of average detection.
5. The emission above 18GHz were not included is because their levels are lower than 20dB from limit.

Model No	Verizon Router	Site	CB4-H
Test Voltage	AC 120V/60Hz	Test Date	2020/11/6
Test Mode	Mode 1: Transmit CDD Mode	Engineer	Lion Wang
Polarity	Horizontal	Temperature (°C)	22.0
Test Condition	802.11a,Ch149,5.745G,	Humidity (%RH)	55.0

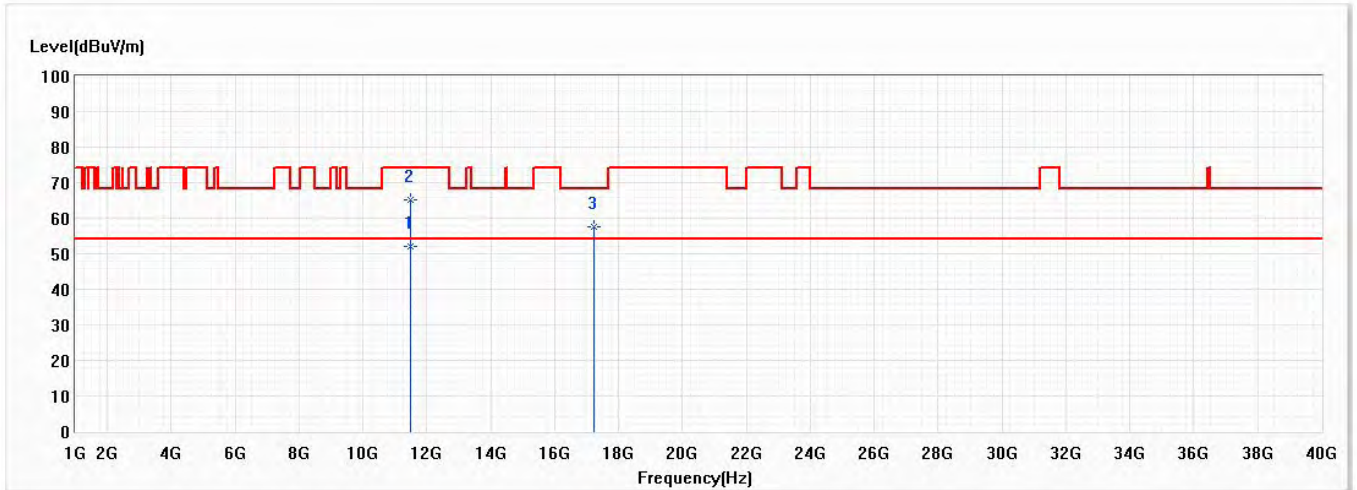


No	Frequency (MHz)	Emission Level (dBuV/m)	Limit (dBuV/m)	Margin (dB)	Reading Level (dBuV)	Correct Factor (dB)	Detector Type
* 1	11490.000	53.79	54.00	-0.21	39.28	14.51	AV
2	11490.000	66.64	74.00	-7.36	52.13	14.51	PK
3	17235.000	58.14	68.20	-10.06	41.41	16.73	PK

Note:

- 1.All reading above 1GHz is performed with peak and/or average measurements as necessary.
2. “ \* ”, means this data is the worst value.
- 3.Emission Level = Reading Level + Correct Factor.
- 4.The average measurement was not performed when the peak measured data under the limit of average detection.
- 5.The emission above 18GHz were not included is because their levels are lower than 20dB form limit.

Model No	Verizon Router	Site	CB4-H
Test Voltage	AC 120V/60Hz	Test Date	2020/11/6
Test Mode	Mode 1: Transmit CDD Mode	Engineer	Lion Wang
Polarity	Vertical	Temperature (°C)	22.0
Test Condition	802.11a,Ch149,5.745G,	Humidity (%RH)	55.0

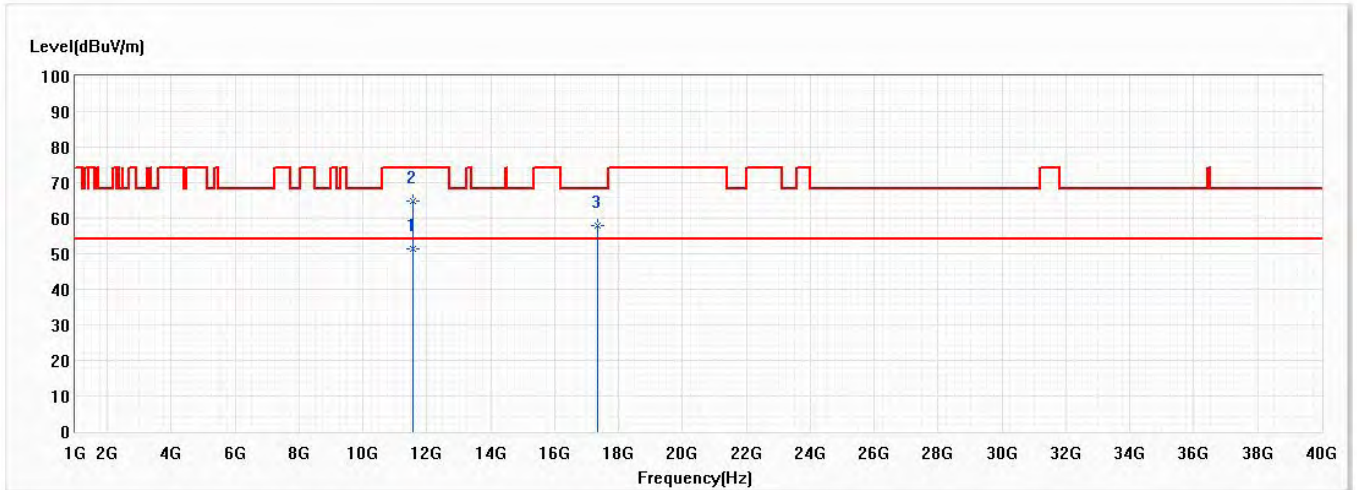


No	Frequency (MHz)	Emission Level (dBuV/m)	Limit (dBuV/m)	Margin (dB)	Reading Level (dBuV)	Correct Factor (dB)	Detector Type
* 1	11490.000	52.06	54.00	-1.94	37.55	14.51	AV
2	11490.000	65.29	74.00	-8.71	50.78	14.51	PK
3	17235.000	57.53	68.20	-10.67	40.80	16.73	PK

Note:

- 1.All reading above 1GHz is performed with peak and/or average measurements as necessary.
2. “ \* ”, means this data is the worst value.
- 3.Emission Level = Reading Level + Correct Factor.
- 4.The average measurement was not performed when the peak measured data under the limit of average detection.
- 5.The emission above 18GHz were not included is because their levels are lower than 20dB form limit.

Model No	Verizon Router	Site	CB4-H
Test Voltage	AC 120V/60Hz	Test Date	2020/11/6
Test Mode	Mode 1: Transmit CDD Mode	Engineer	Lion Wang
Polarity	Horizontal	Temperature (°C)	22.0
Test Condition	802.11a,Ch157,5.785G,	Humidity (%RH)	55.0

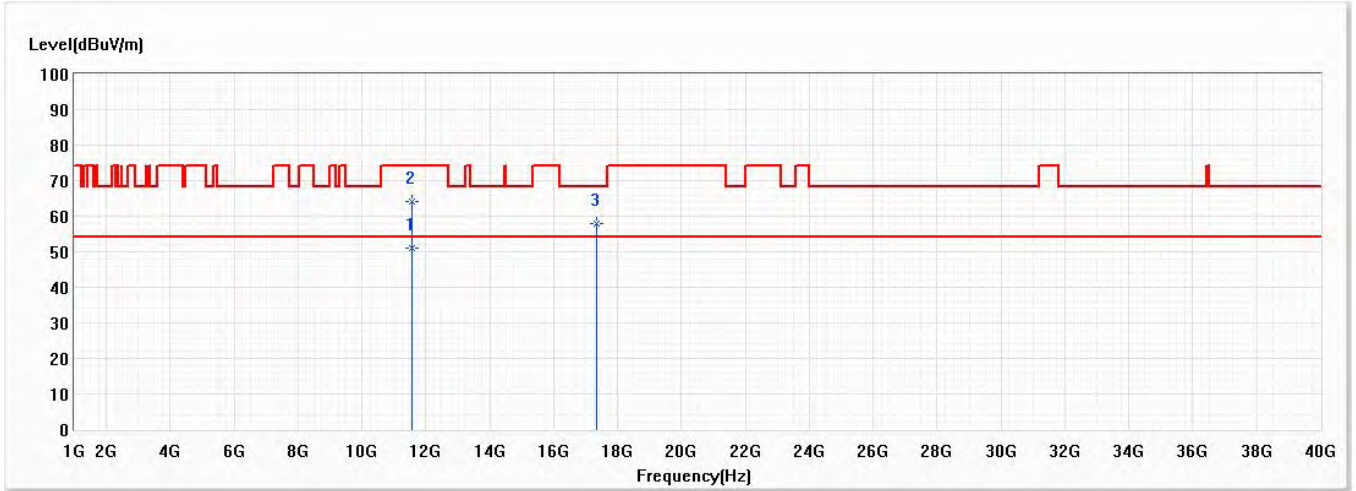


No	Frequency (MHz)	Emission Level (dBuV/m)	Limit (dBuV/m)	Margin (dB)	Reading Level (dBuV)	Correct Factor (dB)	Detector Type
* 1	11570.000	51.26	54.00	-2.74	36.88	14.38	AV
2	11570.000	64.73	74.00	-9.27	50.35	14.38	PK
3	17355.000	57.82	68.20	-10.38	40.17	17.65	PK

Note:

- 1.All reading above 1GHz is performed with peak and/or average measurements as necessary.
2. “ \* ”, means this data is the worst value.
- 3.Emission Level = Reading Level + Correct Factor.
- 4.The average measurement was not performed when the peak measured data under the limit of average detection.
- 5.The emission above 18GHz were not included is because their levels are lower than 20dB form limit.

Model No	Verizon Router	Site	CB4-H
Test Voltage	AC 120V/60Hz	Test Date	2020/11/6
Test Mode	Mode 1: Transmit CDD Mode	Engineer	Lion Wang
Polarity	Vertical	Temperature (°C)	22.0
Test Condition	802.11a,Ch157,5.785G,	Humidity (%RH)	55.0



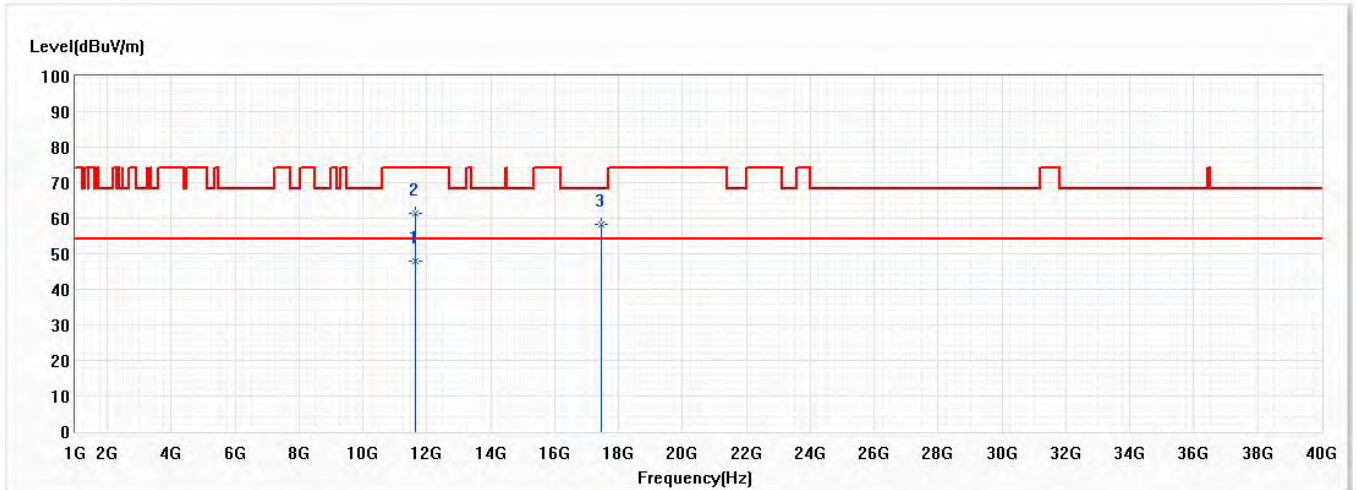
No	Frequency (MHz)	Emission Level (dBuV/m)	Limit (dBuV/m)	Margin (dB)	Reading Level (dBuV)	Correct Factor (dB)	Detector Type
* 1	11570.000	51.11	54.00	-2.89	36.73	14.38	AV
2	11570.000	64.11	74.00	-9.89	49.73	14.38	PK
3	17355.000	57.92	68.20	-10.28	40.27	17.65	PK

Note:

- 1.All reading above 1GHz is performed with peak and/or average measurements as necessary.
2. “ \* ”, means this data is the worst value.
- 3.Emission Level = Reading Level + Correct Factor.
- 4.The average measurement was not performed when the peak measured data under the limit of average detection.
- 5.The emission above 18GHz were not included is because their levels are lower than 20dB form limit.



Model No	Verizon Router	Site	CB4-H
Test Voltage	AC 120V/60Hz	Test Date	2020/11/6
Test Mode	Mode 1: Transmit CDD Mode	Engineer	Lion Wang
Polarity	Horizontal	Temperature (°C)	22.0
Test Condition	802.11a,Ch165,5.825G,	Humidity (%RH)	55.0

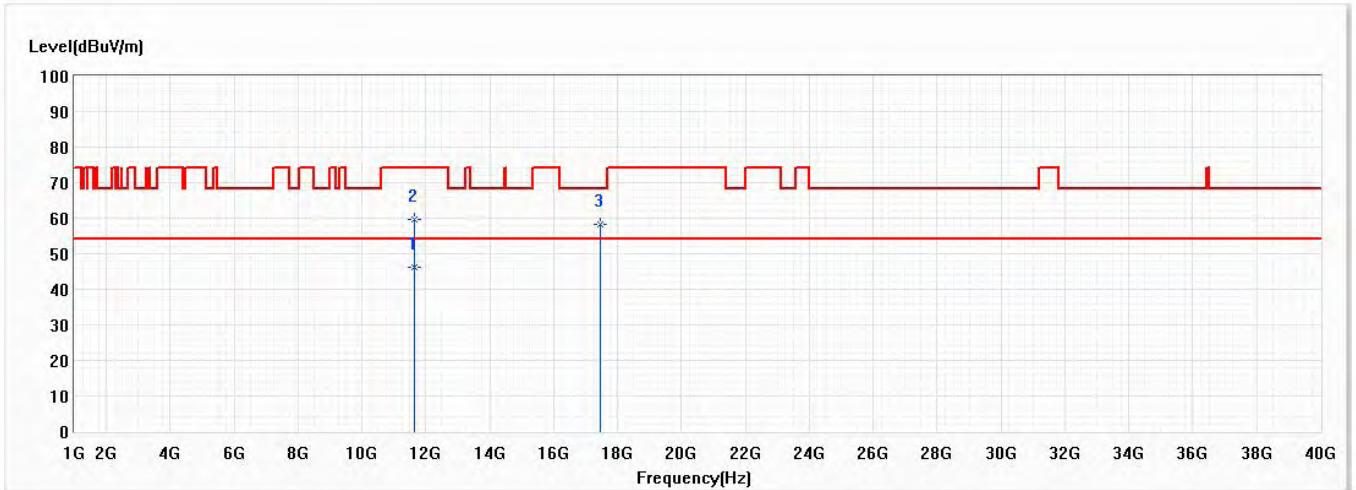


No	Frequency (MHz)	Emission Level (dBuV/m)	Limit (dBuV/m)	Margin (dB)	Reading Level (dBuV)	Correct Factor (dB)	Detector Type
* 1	11650.000	47.86	54.00	-6.14	33.63	14.23	AV
2	11650.000	61.21	74.00	-12.79	46.98	14.23	PK
3	17475.000	58.30	68.20	-9.90	39.73	18.57	PK

Note:

- 1.All reading above 1GHz is performed with peak and/or average measurements as necessary.
2. “ \* ”, means this data is the worst value.
- 3.Emission Level = Reading Level + Correct Factor.
- 4.The average measurement was not performed when the peak measured data under the limit of average detection.
- 5.The emission above 18GHz were not included is because their levels are lower than 20dB form limit.

Model No	Verizon Router	Site	CB4-H
Test Voltage	AC 120V/60Hz	Test Date	2020/11/6
Test Mode	Mode 1: Transmit CDD Mode	Engineer	Lion Wang
Polarity	Vertical	Temperature (°C)	22.0
Test Condition	802.11a,Ch165,5.825G,	Humidity (%RH)	55.0

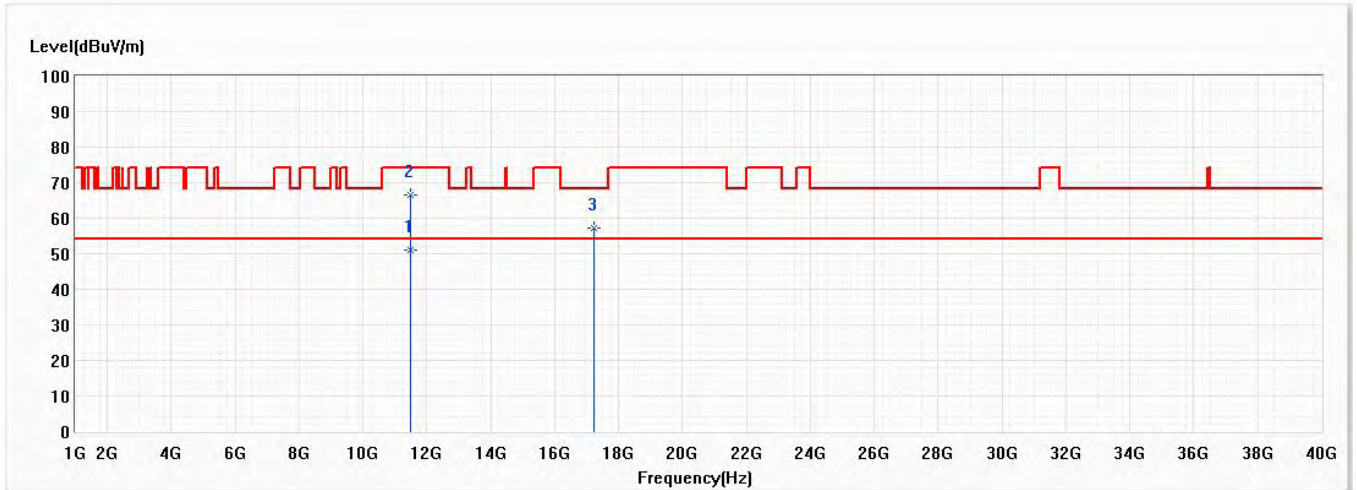


No	Frequency (MHz)	Emission Level (dBuV/m)	Limit (dBuV/m)	Margin (dB)	Reading Level (dBuV)	Correct Factor (dB)	Detector Type
* 1	11650.000	46.37	54.00	-7.63	32.14	14.23	AV
2	11650.000	59.60	74.00	-14.40	45.37	14.23	PK
3	17475.000	58.26	68.20	-9.94	39.69	18.57	PK

Note:

- 1.All reading above 1GHz is performed with peak and/or average measurements as necessary.
2. “ \* ”, means this data is the worst value.
- 3.Emission Level = Reading Level + Correct Factor.
- 4.The average measurement was not performed when the peak measured data under the limit of average detection.
- 5.The emission above 18GHz were not included is because their levels are lower than 20dB form limit.

Model No	Verizon Router	Site	CB4-H
Test Voltage	AC 120V/60Hz	Test Date	2020/11/6
Test Mode	Mode 2: Transmit RU Mode_Full	Engineer	Lion Wang
Polarity	Horizontal	Temperature (°C)	22.0
Test Condition	802.11ax,Ch149,5.745G,20M	Humidity (%RH)	55.0

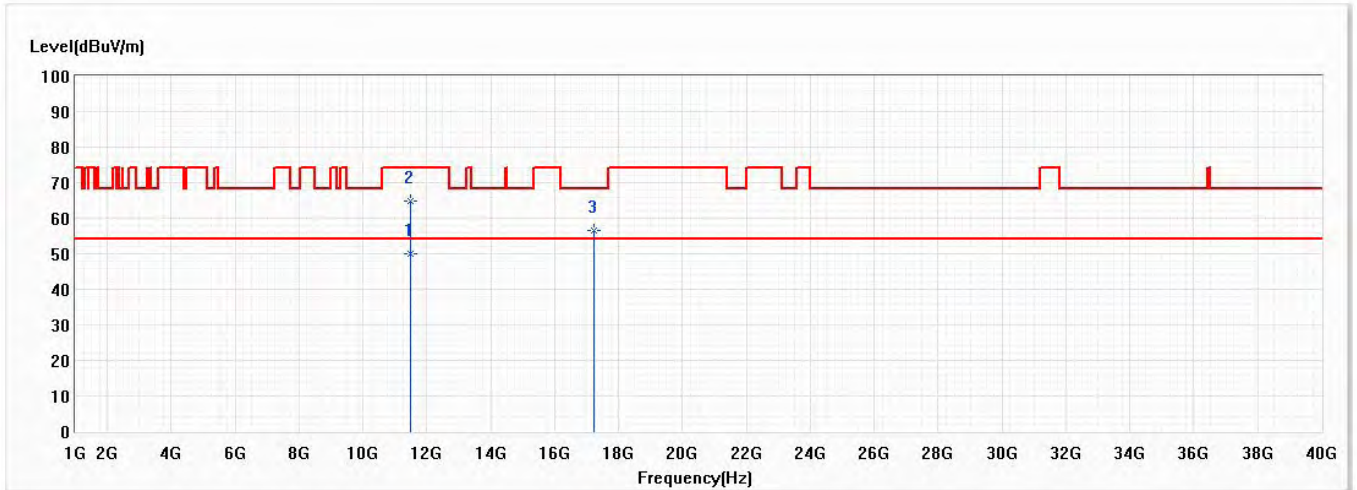


No	Frequency (MHz)	Emission Level (dBuV/m)	Limit (dBuV/m)	Margin (dB)	Reading Level (dBuV)	Correct Factor (dB)	Detector Type
* 1	11490.000	51.06	54.00	-2.94	36.55	14.51	AV
2	11490.000	66.52	74.00	-7.48	52.01	14.51	PK
3	17235.000	57.10	68.20	-11.10	40.37	16.73	PK

Note:

1. All reading above 1GHz is performed with peak and/or average measurements as necessary.
2. “ \* ”, means this data is the worst value.
3. Emission Level = Reading Level + Correct Factor.
4. The average measurement was not performed when the peak measured data under the limit of average detection.
5. The emission above 18GHz were not included is because their levels are lower than 20dB from limit.

Model No	Verizon Router	Site	CB4-H
Test Voltage	AC 120V/60Hz	Test Date	2020/11/6
Test Mode	Mode 2: Transmit RU Mode_Full	Engineer	Lion Wang
Polarity	Vertical	Temperature (°C)	22.0
Test Condition	802.11ax,Ch149,5.745G,20M	Humidity (%RH)	55.0

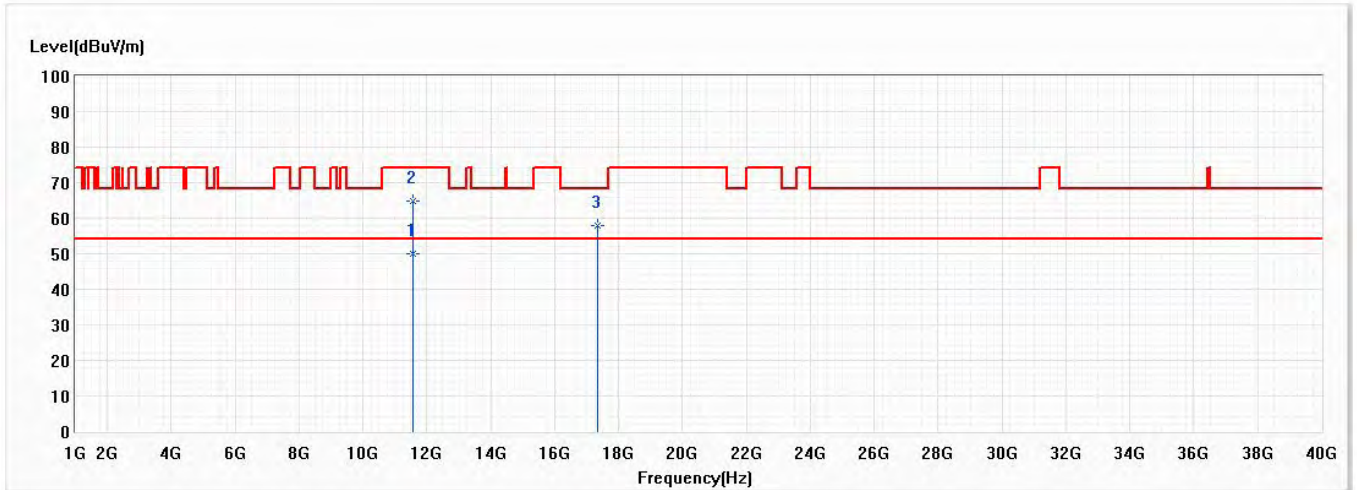


No	Frequency (MHz)	Emission Level (dBuV/m)	Limit (dBuV/m)	Margin (dB)	Reading Level (dBuV)	Correct Factor (dB)	Detector Type
* 1	11490.000	50.01	54.00	-3.99	35.50	14.51	AV
2	11490.000	64.81	74.00	-9.19	50.30	14.51	PK
3	17235.000	56.70	68.20	-11.50	39.97	16.73	PK

Note:

1. All reading above 1GHz is performed with peak and/or average measurements as necessary.
2. “ \* ”, means this data is the worst value.
3. Emission Level = Reading Level + Correct Factor.
4. The average measurement was not performed when the peak measured data under the limit of average detection.
5. The emission above 18GHz were not included is because their levels are lower than 20dB from limit.

Model No	Verizon Router	Site	CB4-H
Test Voltage	AC 120V/60Hz	Test Date	2020/11/6
Test Mode	Mode 2: Transmit RU Mode_Full	Engineer	Lion Wang
Polarity	Horizontal	Temperature (°C)	22.0
Test Condition	802.11ax,Ch157,5.785G,20M	Humidity (%RH)	55.0



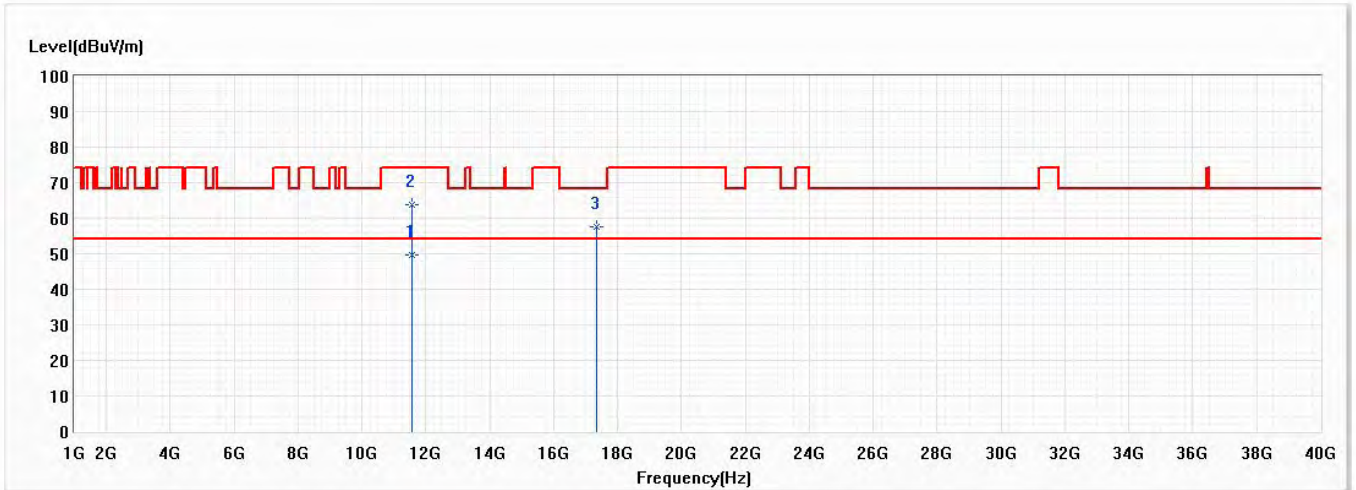
No	Frequency (MHz)	Emission Level (dBuV/m)	Limit (dBuV/m)	Margin (dB)	Reading Level (dBuV)	Correct Factor (dB)	Detector Type
* 1	11570.000	49.89	54.00	-4.11	35.51	14.38	AV
2	11570.000	64.93	74.00	-9.07	50.55	14.38	PK
3	17355.000	57.76	68.20	-10.44	40.11	17.65	PK

Note:

1. All reading above 1GHz is performed with peak and/or average measurements as necessary.
2. “ \* ”, means this data is the worst value.
3. Emission Level = Reading Level + Correct Factor.
4. The average measurement was not performed when the peak measured data under the limit of average detection.
5. The emission above 18GHz were not included is because their levels are lower than 20dB from limit.



Model No	Verizon Router	Site	CB4-H
Test Voltage	AC 120V/60Hz	Test Date	2020/11/6
Test Mode	Mode 2: Transmit RU Mode_Full	Engineer	Lion Wang
Polarity	Vertical	Temperature (°C)	22.0
Test Condition	802.11ax,Ch157,5.785G,20M	Humidity (%RH)	55.0

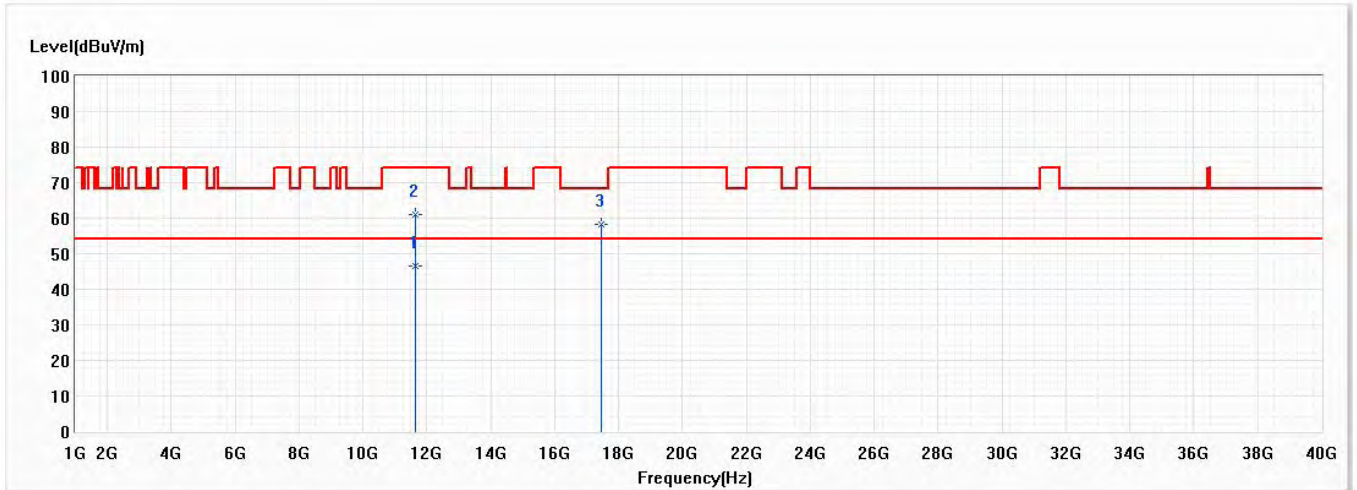


No	Frequency (MHz)	Emission Level (dBuV/m)	Limit (dBuV/m)	Margin (dB)	Reading Level (dBuV)	Correct Factor (dB)	Detector Type
* 1	11570.000	49.60	54.00	-4.40	35.22	14.38	AV
2	11570.000	63.86	74.00	-10.14	49.48	14.38	PK
3	17355.000	57.71	68.20	-10.49	40.06	17.65	PK

Note:

1. All reading above 1GHz is performed with peak and/or average measurements as necessary.
2. “ \* ”, means this data is the worst value.
3. Emission Level = Reading Level + Correct Factor.
4. The average measurement was not performed when the peak measured data under the limit of average detection.
5. The emission above 18GHz were not included is because their levels are lower than 20dB from limit.

Model No	Verizon Router	Site	CB4-H
Test Voltage	AC 120V/60Hz	Test Date	2020/11/6
Test Mode	Mode 2: Transmit RU Mode_Full	Engineer	Lion Wang
Polarity	Horizontal	Temperature (°C)	22.0
Test Condition	802.11ax,Ch165,5.825G,20M	Humidity (%RH)	55.0

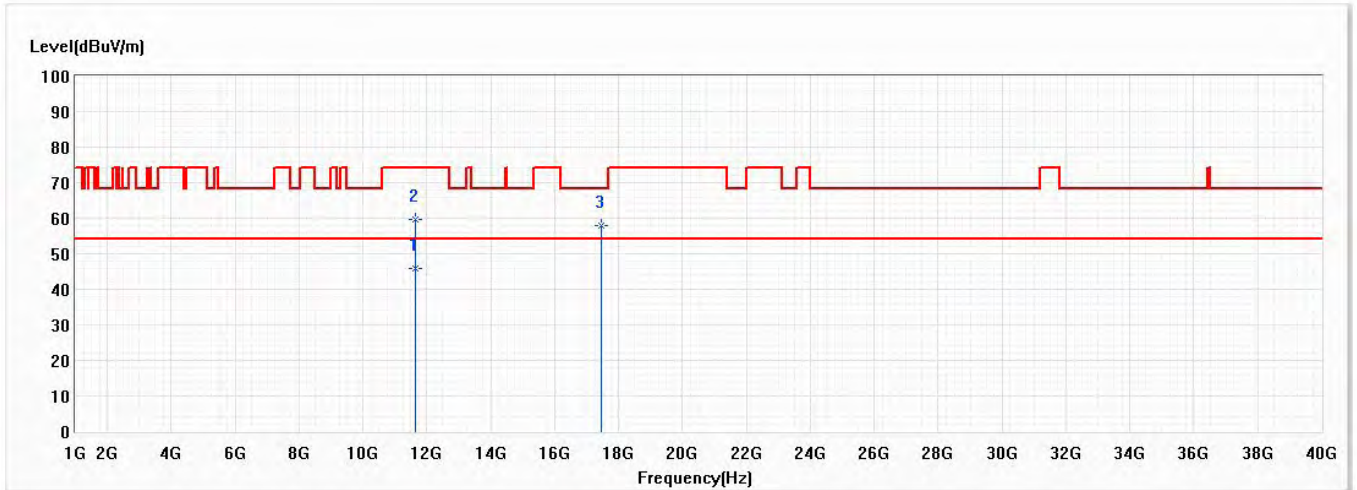


No	Frequency (MHz)	Emission Level (dBuV/m)	Limit (dBuV/m)	Margin (dB)	Reading Level (dBuV)	Correct Factor (dB)	Detector Type
* 1	11650.000	46.44	54.00	-7.56	32.21	14.23	AV
2	11650.000	61.00	74.00	-13.00	46.77	14.23	PK
3	17475.000	58.31	68.20	-9.89	39.74	18.57	PK

Note:

1. All reading above 1GHz is performed with peak and/or average measurements as necessary.
2. “ \* ”, means this data is the worst value.
3. Emission Level = Reading Level + Correct Factor.
4. The average measurement was not performed when the peak measured data under the limit of average detection.
5. The emission above 18GHz were not included is because their levels are lower than 20dB from limit.

Model No	Verizon Router	Site	CB4-H
Test Voltage	AC 120V/60Hz	Test Date	2020/11/6
Test Mode	Mode 2: Transmit RU Mode_Full	Engineer	Lion Wang
Polarity	Vertical	Temperature (°C)	22.0
Test Condition	802.11ax,Ch165,5.825G,20M	Humidity (%RH)	55.0

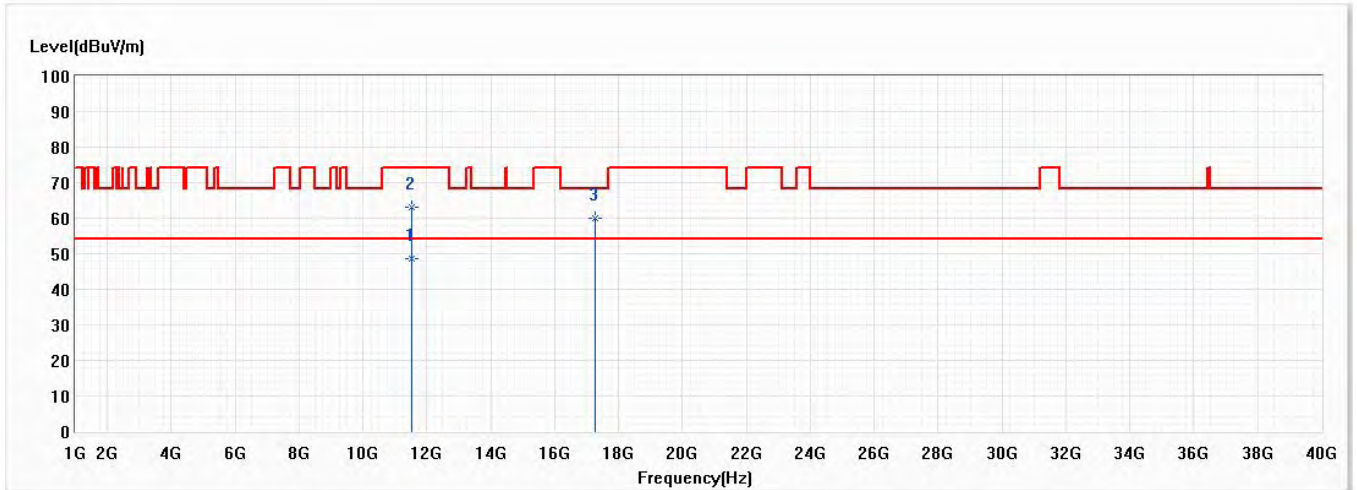


No	Frequency (MHz)	Emission Level (dBuV/m)	Limit (dBuV/m)	Margin (dB)	Reading Level (dBuV)	Correct Factor (dB)	Detector Type
* 1	11650.000	45.79	54.00	-8.21	31.56	14.23	AV
2	11650.000	59.77	74.00	-14.23	45.54	14.23	PK
3	17475.000	58.03	68.20	-10.17	39.46	18.57	PK

Note:

1. All reading above 1GHz is performed with peak and/or average measurements as necessary.
2. “ \* ”, means this data is the worst value.
3. Emission Level = Reading Level + Correct Factor.
4. The average measurement was not performed when the peak measured data under the limit of average detection.
5. The emission above 18GHz were not included is because their levels are lower than 20dB from limit.

Model No	Verizon Router	Site	CB4-H
Test Voltage	AC 120V/60Hz	Test Date	2020/11/6
Test Mode	Mode 2: Transmit RU Mode_Full	Engineer	Lion Wang
Polarity	Horizontal	Temperature (°C)	22.0
Test Condition	802.11ax,Ch151,5.755G,40M	Humidity (%RH)	55.0

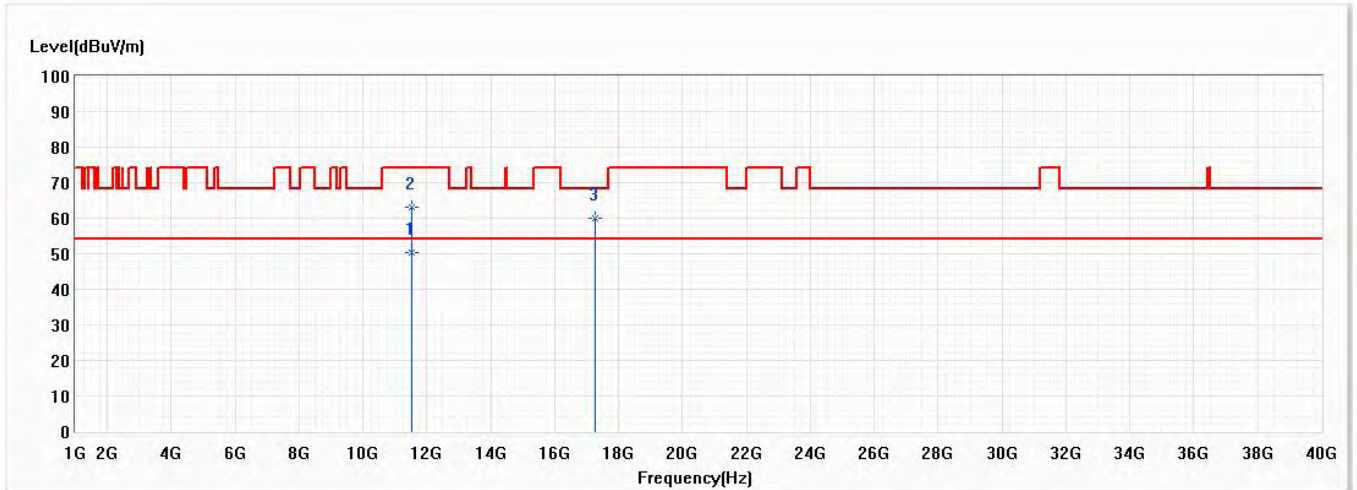


No	Frequency (MHz)	Emission Level (dBuV/m)	Limit (dBuV/m)	Margin (dB)	Reading Level (dBuV)	Correct Factor (dB)	Detector Type
* 1	11510.000	48.75	54.00	-5.25	34.25	14.50	AV
2	11510.000	63.17	74.00	-10.83	48.67	14.50	PK
3	17265.000	60.03	68.20	-8.17	43.07	16.96	PK

Note:

1. All reading above 1GHz is performed with peak and/or average measurements as necessary.
2. “ \* ”, means this data is the worst value.
3. Emission Level = Reading Level + Correct Factor.
4. The average measurement was not performed when the peak measured data under the limit of average detection.
5. The emission above 18GHz were not included is because their levels are lower than 20dB from limit.

Model No	Verizon Router	Site	CB4-H
Test Voltage	AC 120V/60Hz	Test Date	2020/11/6
Test Mode	Mode 2: Transmit RU Mode_Full	Engineer	Lion Wang
Polarity	Vertical	Temperature (°C)	22.0
Test Condition	802.11ax,Ch151,5.755G,40M	Humidity (%RH)	55.0



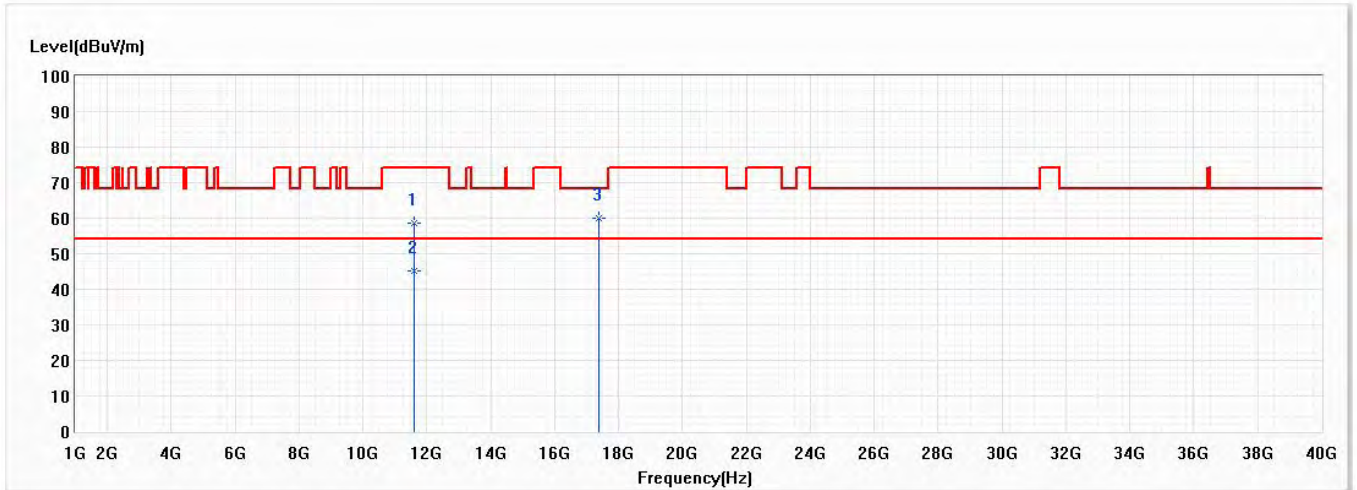
No	Frequency (MHz)	Emission Level (dBuV/m)	Limit (dBuV/m)	Margin (dB)	Reading Level (dBuV)	Correct Factor (dB)	Detector Type
* 1	11510.000	50.24	54.00	-3.76	35.74	14.50	AV
2	11510.000	62.95	74.00	-11.05	48.45	14.50	PK
3	17265.000	59.91	68.20	-8.29	42.95	16.96	PK

Note:

1. All reading above 1GHz is performed with peak and/or average measurements as necessary.
2. “ \* ”, means this data is the worst value.
3. Emission Level = Reading Level + Correct Factor.
4. The average measurement was not performed when the peak measured data under the limit of average detection.
5. The emission above 18GHz were not included is because their levels are lower than 20dB from limit.



Model No	Verizon Router	Site	CB4-H
Test Voltage	AC 120V/60Hz	Test Date	2020/11/6
Test Mode	Mode 2: Transmit RU Mode_Full	Engineer	Lion Wang
Polarity	Horizontal	Temperature (°C)	22.0
Test Condition	802.11ax,Ch159,5.795G,40M	Humidity (%RH)	55.0

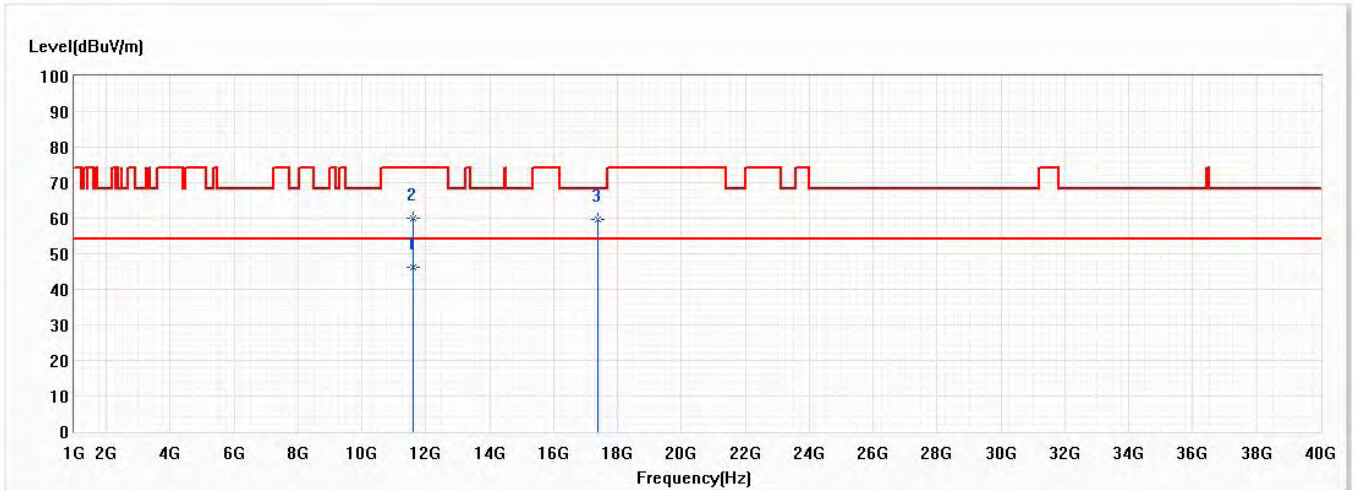


No	Frequency (MHz)	Emission Level (dBuV/m)	Limit (dBuV/m)	Margin (dB)	Reading Level (dBuV)	Correct Factor (dB)	Detector Type
1	11590.000	58.68	74.00	-15.32	44.34	14.34	PK
2	11590.000	45.08	54.00	-8.92	30.74	14.34	AV
* 3	17385.000	60.13	68.20	-8.07	42.26	17.87	PK

Note:

1. All reading above 1GHz is performed with peak and/or average measurements as necessary.
2. “ \* ”, means this data is the worst value.
3. Emission Level = Reading Level + Correct Factor.
4. The average measurement was not performed when the peak measured data under the limit of average detection.
5. The emission above 18GHz were not included is because their levels are lower than 20dB from limit.

Model No	Verizon Router	Site	CB4-H
Test Voltage	AC 120V/60Hz	Test Date	2020/11/6
Test Mode	Mode 2: Transmit RU Mode_Full	Engineer	Lion Wang
Polarity	Vertical	Temperature (°C)	22.0
Test Condition	802.11ax,Ch159,5.795G,40M	Humidity (%RH)	55.0

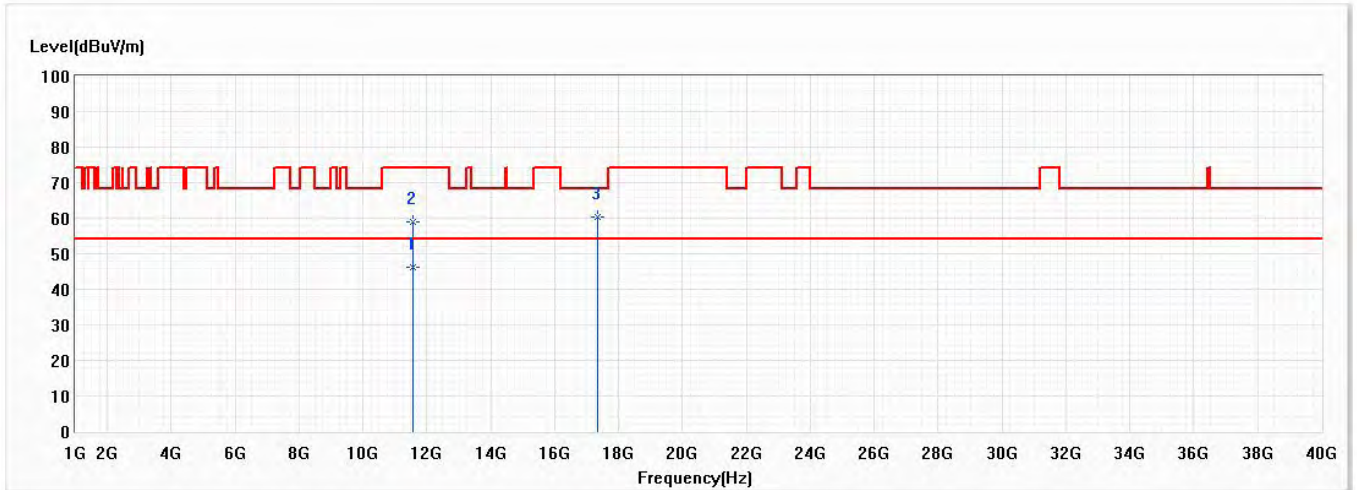


No	Frequency (MHz)	Emission Level (dBuV/m)	Limit (dBuV/m)	Margin (dB)	Reading Level (dBuV)	Correct Factor (dB)	Detector Type
* 1	11590.000	46.34	54.00	-7.66	32.00	14.34	AV
2	11590.000	59.88	74.00	-14.12	45.54	14.34	PK
3	17385.000	59.50	68.20	-8.70	41.63	17.87	PK

Note:

1. All reading above 1GHz is performed with peak and/or average measurements as necessary.
2. “ \* ”, means this data is the worst value.
3. Emission Level = Reading Level + Correct Factor.
4. The average measurement was not performed when the peak measured data under the limit of average detection.
5. The emission above 18GHz were not included is because their levels are lower than 20dB from limit.

Model No	Verizon Router	Site	CB4-H
Test Voltage	AC 120V/60Hz	Test Date	2020/11/6
Test Mode	Mode 2: Transmit RU Mode_Full	Engineer	Lion Wang
Polarity	Horizontal	Temperature (°C)	22.0
Test Condition	802.11ax,Ch155,5.775G,80M	Humidity (%RH)	55.0



No	Frequency (MHz)	Emission Level (dBuV/m)	Limit (dBuV/m)	Margin (dB)	Reading Level (dBuV)	Correct Factor (dB)	Detector Type
1	11550.000	46.07	54.00	-7.93	31.65	14.42	AV
2	11550.000	58.94	74.00	-15.06	44.52	14.42	PK
* 3	17325.000	60.38	68.20	-7.82	42.96	17.42	PK

Note:

1. All reading above 1GHz is performed with peak and/or average measurements as necessary.
2. “ \* ”, means this data is the worst value.
3. Emission Level = Reading Level + Correct Factor.
4. The average measurement was not performed when the peak measured data under the limit of average detection.
5. The emission above 18GHz were not included is because their levels are lower than 20dB from limit.

Model No	Verizon Router	Site	CB4-H
Test Voltage	AC 120V/60Hz	Test Date	2020/11/6
Test Mode	Mode 2: Transmit RU Mode_Full	Engineer	Lion Wang
Polarity	Vertical	Temperature (°C)	22.0
Test Condition	802.11ax,Ch155,5.775G,80M	Humidity (%RH)	55.0

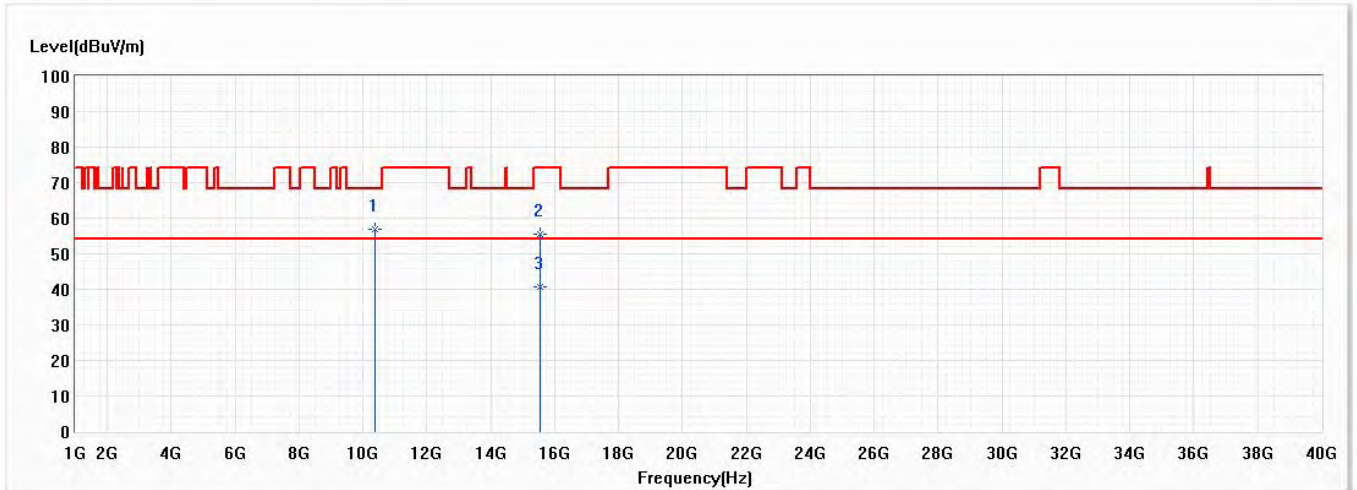


No	Frequency (MHz)	Emission Level (dBuV/m)	Limit (dBuV/m)	Margin (dB)	Reading Level (dBuV)	Correct Factor (dB)	Detector Type
* 1	11550.000	46.10	54.00	-7.90	31.68	14.42	AV
2	11550.000	59.89	74.00	-14.11	45.47	14.42	PK
3	17325.000	59.83	68.20	-8.37	42.41	17.42	PK

Note:

1. All reading above 1GHz is performed with peak and/or average measurements as necessary.
2. “ \* ”, means this data is the worst value.
3. Emission Level = Reading Level + Correct Factor.
4. The average measurement was not performed when the peak measured data under the limit of average detection.
5. The emission above 18GHz were not included is because their levels are lower than 20dB from limit.

Model No	Verizon Router	Site	CB4-H
Test Voltage	AC 120V/60Hz	Test Date	2020/11/7
Test Mode	Mode 3: Transmit Beamforming Mode	Engineer	Lion Wang
Polarity	Horizontal	Temperature (°C)	22.0
Test Condition	802.11ax,Ch36,5.18G,20M	Humidity (%RH)	55.0



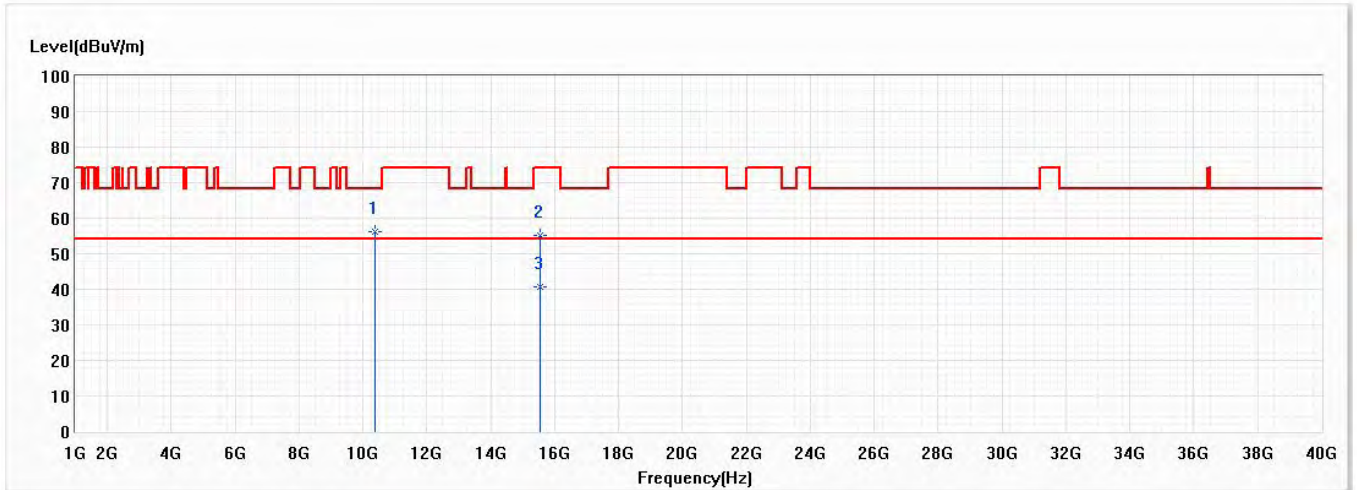
No	Frequency (MHz)	Emission Level (dBuV/m)	Limit (dBuV/m)	Margin (dB)	Reading Level (dBuV)	Correct Factor (dB)	Detector Type
* 1	10360.000	56.82	68.20	-11.38	43.93	12.89	PK
2	15540.000	55.62	74.00	-18.38	42.69	12.93	PK
3	15540.000	40.78	54.00	-13.22	27.85	12.93	AV

Note:

1. All reading above 1GHz is performed with peak and/or average measurements as necessary.
2. “ \* ”, means this data is the worst value.
3. Emission Level = Reading Level + Correct Factor.
4. The average measurement was not performed when the peak measured data under the limit of average detection.
5. The emission above 18GHz were not included is because their levels are lower than 20dB from limit.



Model No	Verizon Router	Site	CB4-H
Test Voltage	AC 120V/60Hz	Test Date	2020/11/7
Test Mode	Mode 3: Transmit Beamforming Mode	Engineer	Lion Wang
Polarity	Vertical	Temperature (°C)	22.0
Test Condition	802.11ax,Ch36,5.18G,20M	Humidity (%RH)	55.0

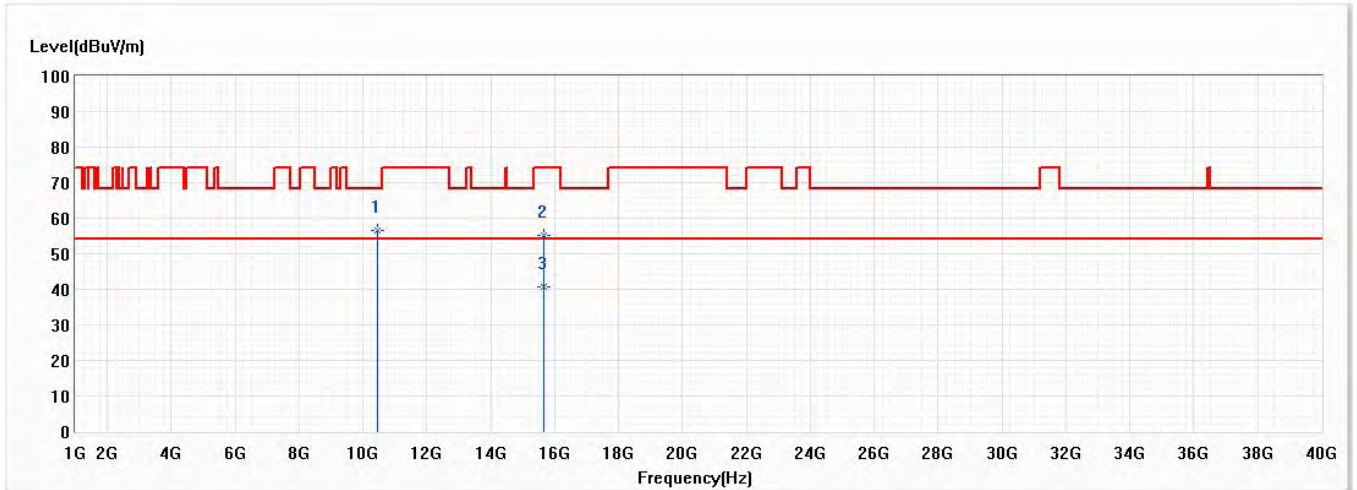


No	Frequency (MHz)	Emission Level (dBuV/m)	Limit (dBuV/m)	Margin (dB)	Reading Level (dBuV)	Correct Factor (dB)	Detector Type
* 1	10360.000	56.37	68.20	-11.83	43.48	12.89	PK
2	15540.000	55.29	74.00	-18.71	42.36	12.93	PK
3	15540.000	40.74	54.00	-13.26	27.81	12.93	AV

Note:

1. All reading above 1GHz is performed with peak and/or average measurements as necessary.
2. “ \* ”, means this data is the worst value.
3. Emission Level = Reading Level + Correct Factor.
4. The average measurement was not performed when the peak measured data under the limit of average detection.
5. The emission above 18GHz were not included is because their levels are lower than 20dB from limit.

Model No	Verizon Router	Site	CB4-H
Test Voltage	AC 120V/60Hz	Test Date	2020/11/7
Test Mode	Mode 3: Transmit Beamforming Mode	Engineer	Lion Wang
Polarity	Horizontal	Temperature (°C)	22.0
Test Condition	802.11ax,Ch44,5.22G,20M	Humidity (%RH)	55.0

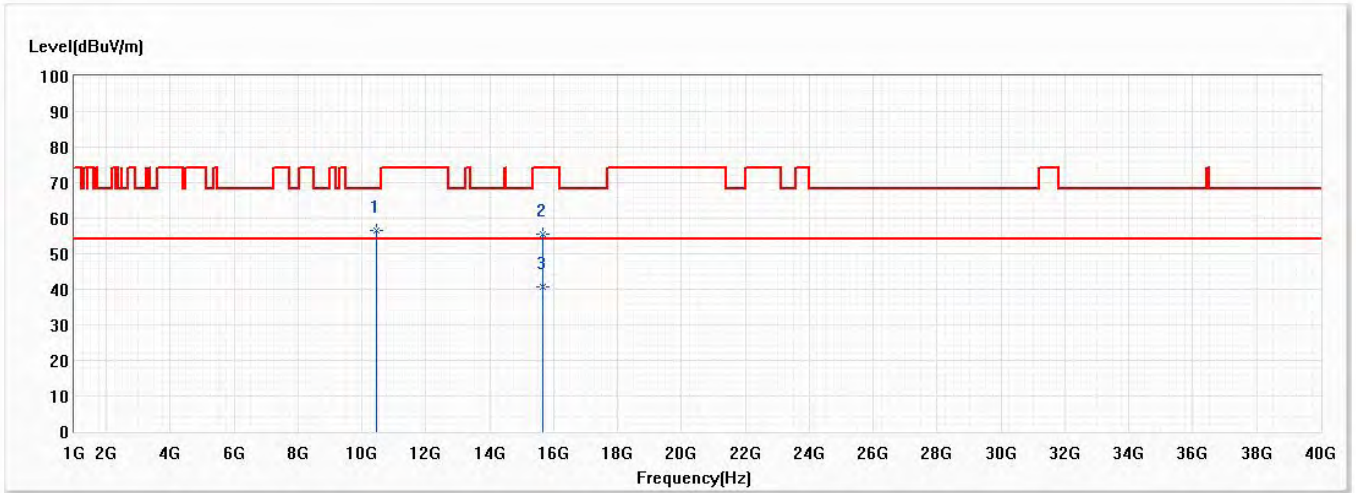


No	Frequency (MHz)	Emission Level (dBuV/m)	Limit (dBuV/m)	Margin (dB)	Reading Level (dBuV)	Correct Factor (dB)	Detector Type
* 1	10440.000	56.71	68.20	-11.49	43.56	13.15	PK
2	15660.000	55.03	74.00	-18.97	42.49	12.54	PK
3	15660.000	40.66	54.00	-13.34	28.12	12.54	AV

Note:

1. All reading above 1GHz is performed with peak and/or average measurements as necessary.
2. “ \* ”, means this data is the worst value.
3. Emission Level = Reading Level + Correct Factor.
4. The average measurement was not performed when the peak measured data under the limit of average detection.
5. The emission above 18GHz were not included is because their levels are lower than 20dB from limit.

Model No	Verizon Router	Site	CB4-H
Test Voltage	AC 120V/60Hz	Test Date	2020/11/7
Test Mode	Mode 3: Transmit Beamforming Mode	Engineer	Lion Wang
Polarity	Vertical	Temperature (°C)	22.0
Test Condition	802.11ax,Ch44,5.22G,20M	Humidity (%RH)	55.0

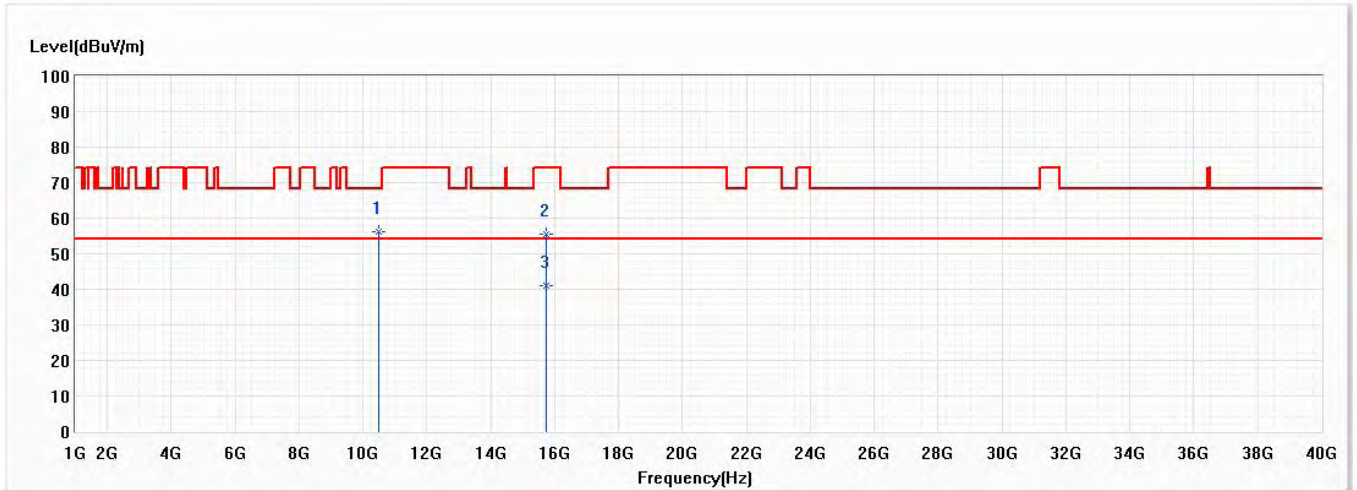


No	Frequency (MHz)	Emission Level (dBuV/m)	Limit (dBuV/m)	Margin (dB)	Reading Level (dBuV)	Correct Factor (dB)	Detector Type
* 1	10440.000	56.49	68.20	-11.71	43.34	13.15	PK
2	15660.000	55.64	74.00	-18.36	43.10	12.54	PK
3	15660.000	40.63	54.00	-13.37	28.09	12.54	AV

Note:

1. All reading above 1GHz is performed with peak and/or average measurements as necessary.
2. “ \* ”, means this data is the worst value.
3. Emission Level = Reading Level + Correct Factor.
4. The average measurement was not performed when the peak measured data under the limit of average detection.
5. The emission above 18GHz were not included is because their levels are lower than 20dB from limit.

Model No	Verizon Router	Site	CB4-H
Test Voltage	AC 120V/60Hz	Test Date	2020/11/7
Test Mode	Mode 3: Transmit Beamforming Mode	Engineer	Lion Wang
Polarity	Horizontal	Temperature (°C)	22.0
Test Condition	802.11ax,Ch48,5.24G,20M	Humidity (%RH)	55.0

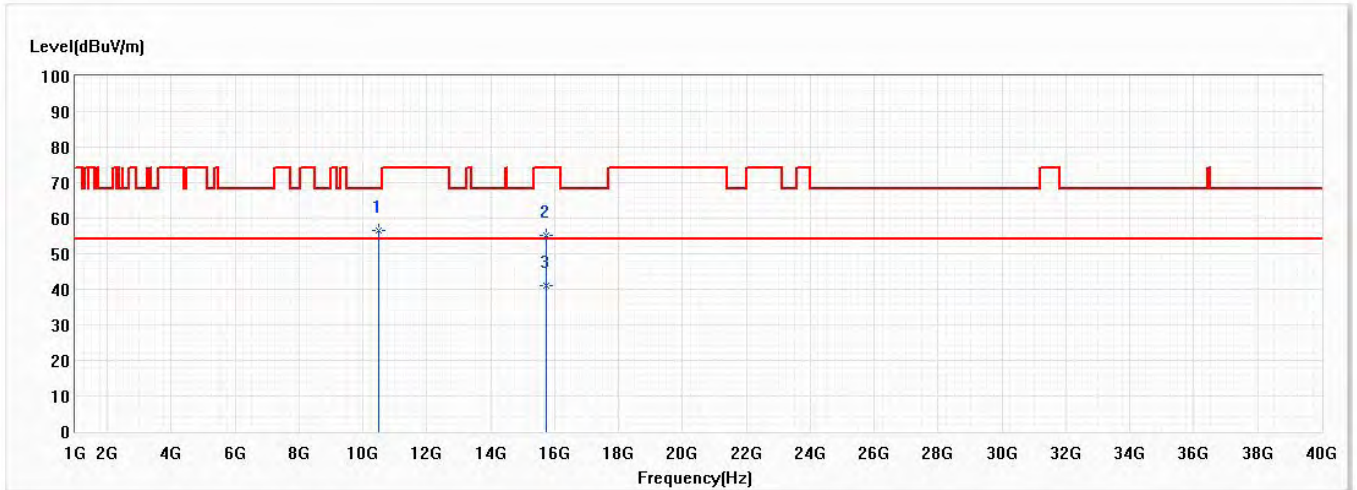


No	Frequency (MHz)	Emission Level (dBuV/m)	Limit (dBuV/m)	Margin (dB)	Reading Level (dBuV)	Correct Factor (dB)	Detector Type
* 1	10480.000	56.36	68.20	-11.84	43.07	13.29	PK
2	15720.000	55.48	74.00	-18.52	43.14	12.34	PK
3	15720.000	41.11	54.00	-12.89	28.77	12.34	AV

Note:

1. All reading above 1GHz is performed with peak and/or average measurements as necessary.
2. “ \* ”, means this data is the worst value.
3. Emission Level = Reading Level + Correct Factor.
4. The average measurement was not performed when the peak measured data under the limit of average detection.
5. The emission above 18GHz were not included is because their levels are lower than 20dB from limit.

Model No	Verizon Router	Site	CB4-H
Test Voltage	AC 120V/60Hz	Test Date	2020/11/7
Test Mode	Mode 3: Transmit Beamforming Mode	Engineer	Lion Wang
Polarity	Vertical	Temperature (°C)	22.0
Test Condition	802.11ax,Ch48,5.24G,20M	Humidity (%RH)	55.0



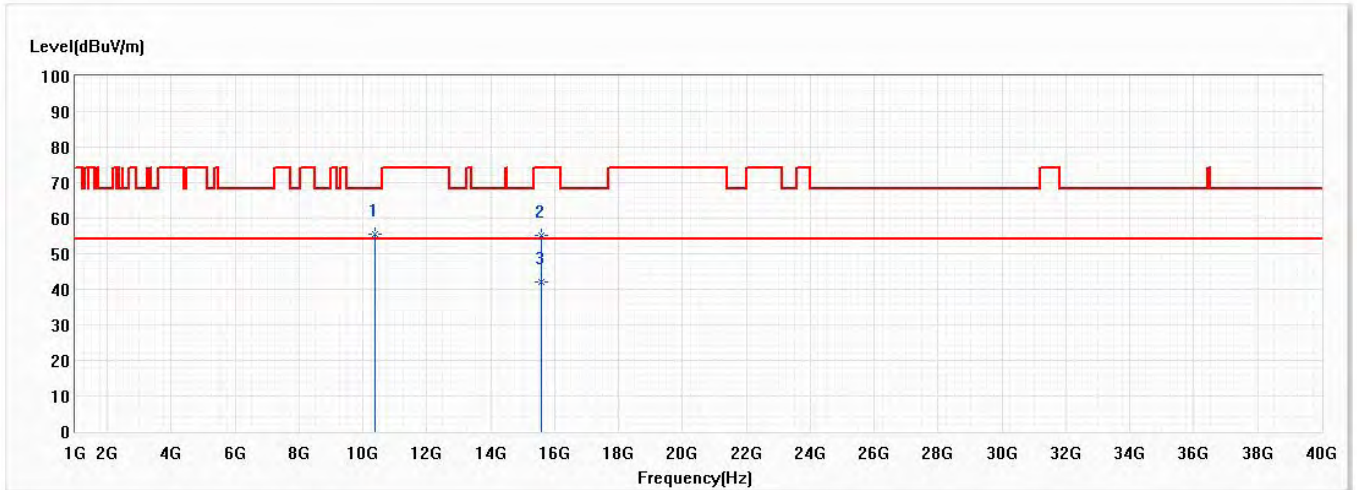
No	Frequency (MHz)	Emission Level (dBuV/m)	Limit (dBuV/m)	Margin (dB)	Reading Level (dBuV)	Correct Factor (dB)	Detector Type
* 1	10480.000	56.43	68.20	-11.77	43.14	13.29	PK
2	15720.000	55.01	74.00	-18.99	42.67	12.34	PK
3	15720.000	40.94	54.00	-13.06	28.60	12.34	AV

Note:

1. All reading above 1GHz is performed with peak and/or average measurements as necessary.
2. “ \* ”, means this data is the worst value.
3. Emission Level = Reading Level + Correct Factor.
4. The average measurement was not performed when the peak measured data under the limit of average detection.
5. The emission above 18GHz were not included is because their levels are lower than 20dB from limit.



Model No	Verizon Router	Site	CB4-H
Test Voltage	AC 120V/60Hz	Test Date	2020/11/7
Test Mode	Mode 3: Transmit Beamforming Mode	Engineer	Lion Wang
Polarity	Horizontal	Temperature (°C)	22.0
Test Condition	802.11ax,Ch38,5.19G,40M	Humidity (%RH)	55.0

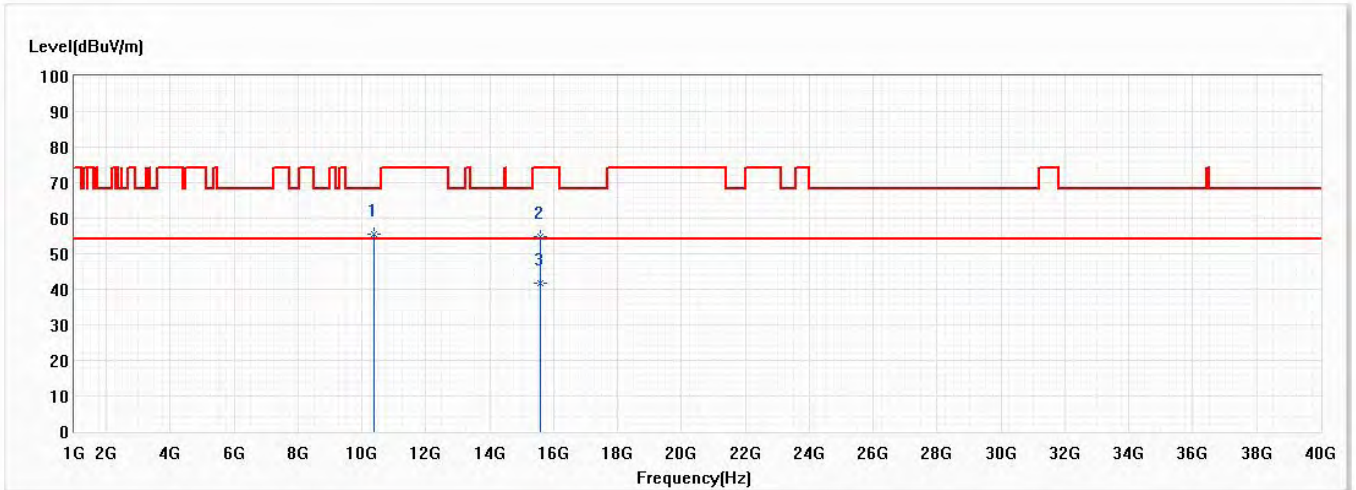


No	Frequency (MHz)	Emission Level (dBuV/m)	Limit (dBuV/m)	Margin (dB)	Reading Level (dBuV)	Correct Factor (dB)	Detector Type
1	10380.000	55.65	68.20	-12.55	42.69	12.96	PK
2	15570.000	55.34	74.00	-18.66	42.51	12.83	PK
* 3	15570.000	41.96	54.00	-12.04	29.13	12.83	AV

Note:

1. All reading above 1GHz is performed with peak and/or average measurements as necessary.
2. “ \* ”, means this data is the worst value.
3. Emission Level = Reading Level + Correct Factor.
4. The average measurement was not performed when the peak measured data under the limit of average detection.
5. The emission above 18GHz were not included is because their levels are lower than 20dB from limit.

Model No	Verizon Router	Site	CB4-H
Test Voltage	AC 120V/60Hz	Test Date	2020/11/7
Test Mode	Mode 3: Transmit Beamforming Mode	Engineer	Lion Wang
Polarity	Vertical	Temperature (°C)	22.0
Test Condition	802.11ax,Ch38,5.19G,40M	Humidity (%RH)	55.0

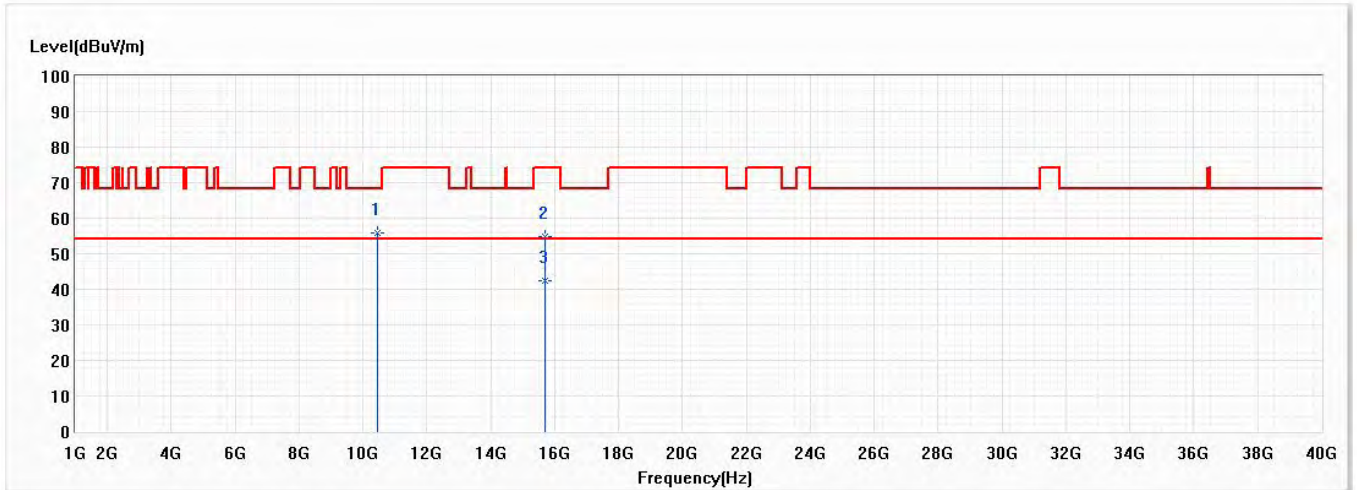


No	Frequency (MHz)	Emission Level (dBuV/m)	Limit (dBuV/m)	Margin (dB)	Reading Level (dBuV)	Correct Factor (dB)	Detector Type
1	10380.000	55.61	68.20	-12.59	42.65	12.96	PK
2	15570.000	54.72	74.00	-19.28	41.89	12.83	PK
* 3	15570.000	41.83	54.00	-12.17	29.00	12.83	AV

Note:

1. All reading above 1GHz is performed with peak and/or average measurements as necessary.
2. “ \* ”, means this data is the worst value.
3. Emission Level = Reading Level + Correct Factor.
4. The average measurement was not performed when the peak measured data under the limit of average detection.
5. The emission above 18GHz were not included is because their levels are lower than 20dB from limit.

Model No	Verizon Router	Site	CB4-H
Test Voltage	AC 120V/60Hz	Test Date	2020/11/7
Test Mode	Mode 3: Transmit Beamforming Mode	Engineer	Lion Wang
Polarity	Horizontal	Temperature (°C)	22.0
Test Condition	802.11ax,Ch46,5.23G,40M	Humidity (%RH)	55.0

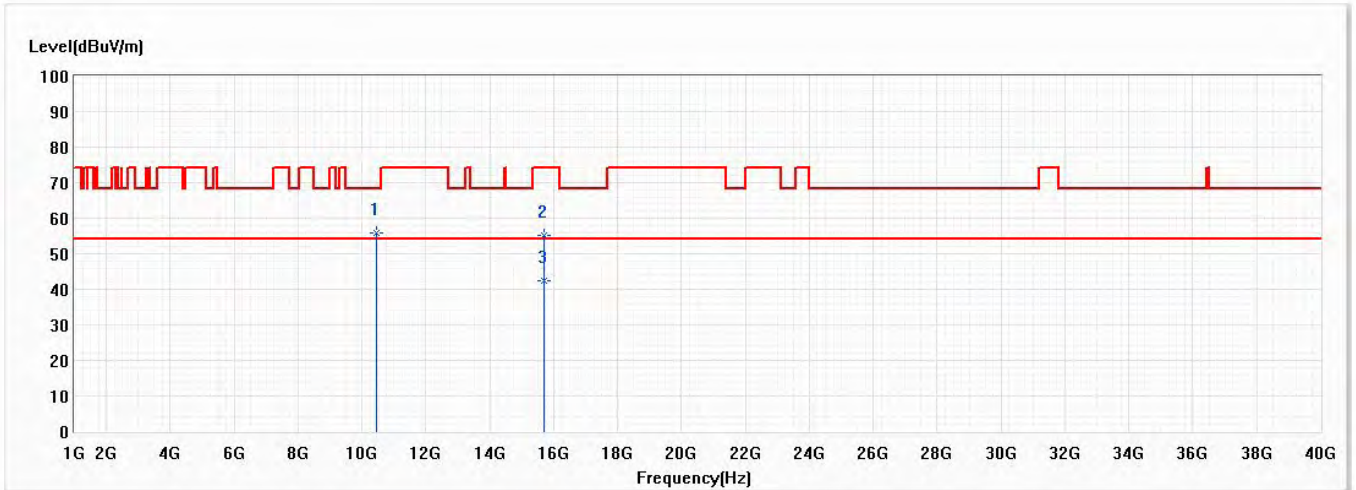


No	Frequency (MHz)	Emission Level (dBuV/m)	Limit (dBuV/m)	Margin (dB)	Reading Level (dBuV)	Correct Factor (dB)	Detector Type
1	10460.000	56.03	68.20	-12.17	42.81	13.22	PK
2	15690.000	54.95	74.00	-19.05	42.50	12.45	PK
* 3	15690.000	42.41	54.00	-11.59	29.96	12.45	AV

Note:

1. All reading above 1GHz is performed with peak and/or average measurements as necessary.
2. “ \* ”, means this data is the worst value.
3. Emission Level = Reading Level + Correct Factor.
4. The average measurement was not performed when the peak measured data under the limit of average detection.
5. The emission above 18GHz were not included is because their levels are lower than 20dB from limit.

Model No	Verizon Router	Site	CB4-H
Test Voltage	AC 120V/60Hz	Test Date	2020/11/7
Test Mode	Mode 3: Transmit Beamforming Mode	Engineer	Lion Wang
Polarity	Vertical	Temperature (°C)	22.0
Test Condition	802.11ax,Ch46,5.23G,40M	Humidity (%RH)	55.0

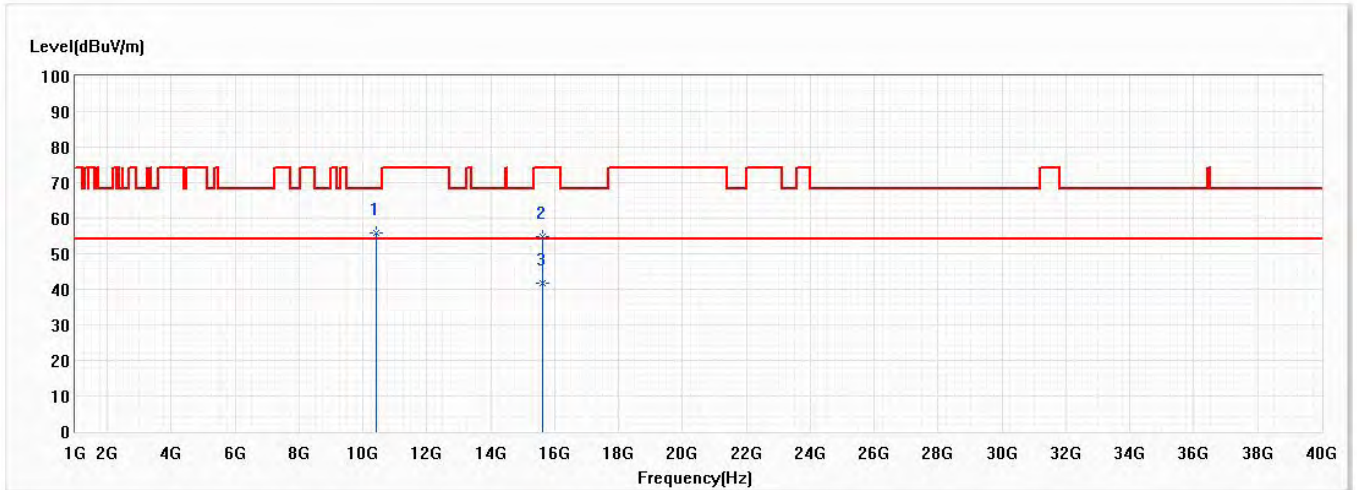


No	Frequency (MHz)	Emission Level (dBuV/m)	Limit (dBuV/m)	Margin (dB)	Reading Level (dBuV)	Correct Factor (dB)	Detector Type
1	10460.000	56.01	68.20	-12.19	42.79	13.22	PK
2	15690.000	55.32	74.00	-18.68	42.87	12.45	PK
* 3	15690.000	42.43	54.00	-11.57	29.98	12.45	AV

Note:

1. All reading above 1GHz is performed with peak and/or average measurements as necessary.
2. “ \* ”, means this data is the worst value.
3. Emission Level = Reading Level + Correct Factor.
4. The average measurement was not performed when the peak measured data under the limit of average detection.
5. The emission above 18GHz were not included is because their levels are lower than 20dB from limit.

Model No	Verizon Router	Site	CB4-H
Test Voltage	AC 120V/60Hz	Test Date	2020/11/7
Test Mode	Mode 3: Transmit Beamforming Mode	Engineer	Lion Wang
Polarity	Horizontal	Temperature (°C)	22.0
Test Condition	802.11ax,Ch42,5.21G,80M	Humidity (%RH)	55.0



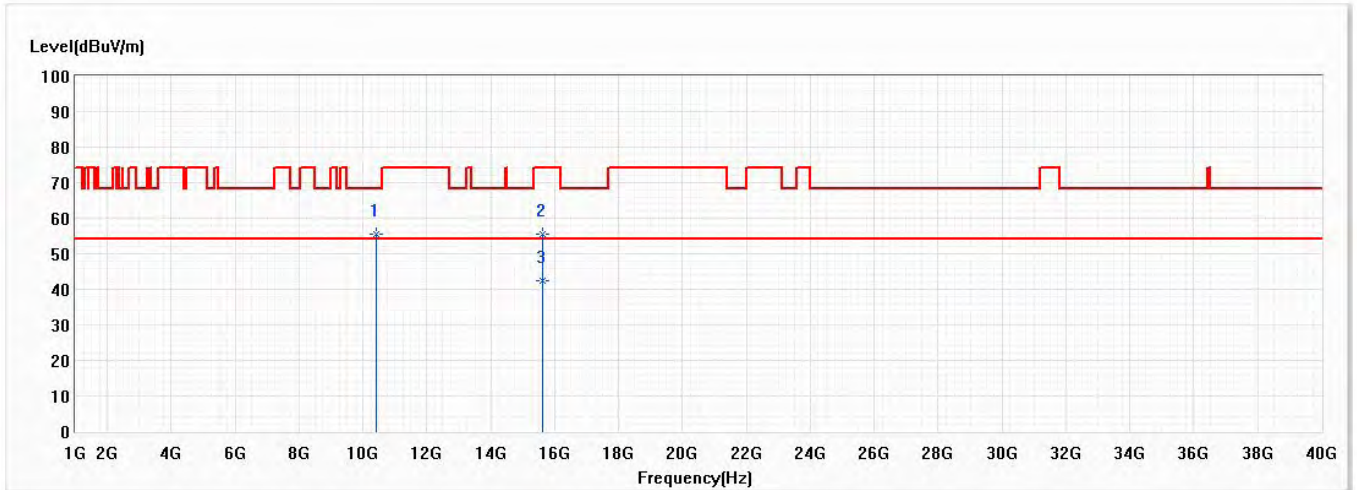
No	Frequency (MHz)	Emission Level (dBuV/m)	Limit (dBuV/m)	Margin (dB)	Reading Level (dBuV)	Correct Factor (dB)	Detector Type
1	10420.000	55.82	68.20	-12.38	42.74	13.08	PK
2	15630.000	54.86	74.00	-19.14	42.21	12.65	PK
* 3	15630.000	41.84	54.00	-12.16	29.19	12.65	AV

Note:

1. All reading above 1GHz is performed with peak and/or average measurements as necessary.
2. “ \* ”, means this data is the worst value.
3. Emission Level = Reading Level + Correct Factor.
4. The average measurement was not performed when the peak measured data under the limit of average detection.
5. The emission above 18GHz were not included is because their levels are lower than 20dB from limit.



Model No	Verizon Router	Site	CB4-H
Test Voltage	AC 120V/60Hz	Test Date	2020/11/7
Test Mode	Mode 3: Transmit Beamforming Mode	Engineer	Lion Wang
Polarity	Vertical	Temperature (°C)	22.0
Test Condition	802.11ax,Ch42,5.21G,80M	Humidity (%RH)	55.0

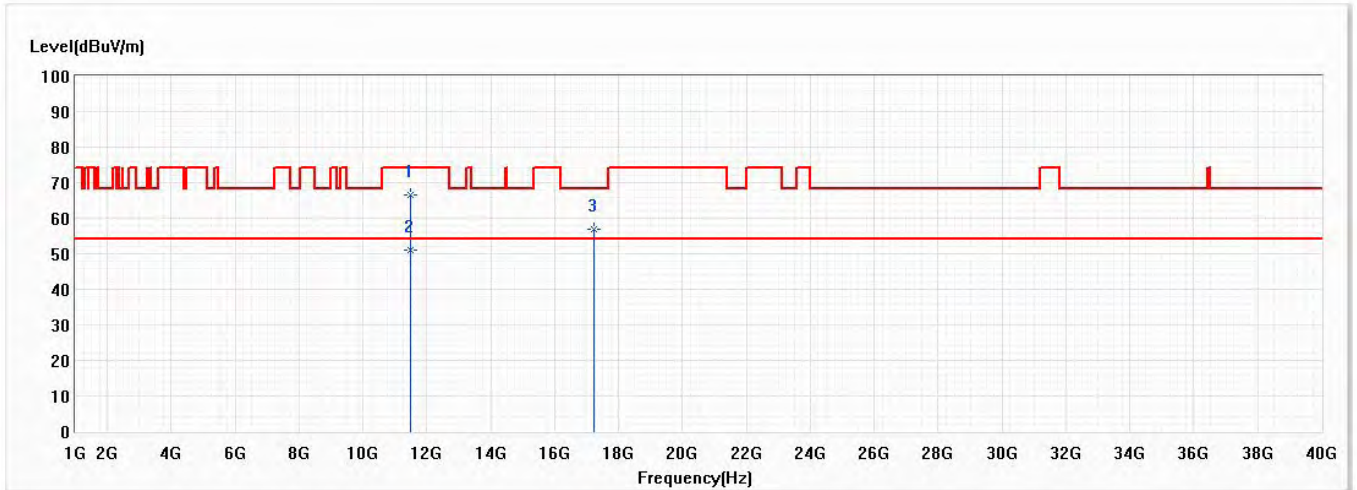


No	Frequency (MHz)	Emission Level (dBuV/m)	Limit (dBuV/m)	Margin (dB)	Reading Level (dBuV)	Correct Factor (dB)	Detector Type
1	10420.000	55.53	68.20	-12.67	42.45	13.08	PK
2	15630.000	55.36	74.00	-18.64	42.71	12.65	PK
* 3	15630.000	42.26	54.00	-11.74	29.61	12.65	AV

Note:

1. All reading above 1GHz is performed with peak and/or average measurements as necessary.
2. “ \* ”, means this data is the worst value.
3. Emission Level = Reading Level + Correct Factor.
4. The average measurement was not performed when the peak measured data under the limit of average detection.
5. The emission above 18GHz were not included is because their levels are lower than 20dB from limit.

Model No	Verizon Router	Site	CB4-H
Test Voltage	AC 120V/60Hz	Test Date	2020/11/7
Test Mode	Mode 3: Transmit Beamforming Mode	Engineer	Lion Wang
Polarity	Horizontal	Temperature (°C)	22.0
Test Condition	802.11ax,Ch149,5.745G,20M	Humidity (%RH)	55.0

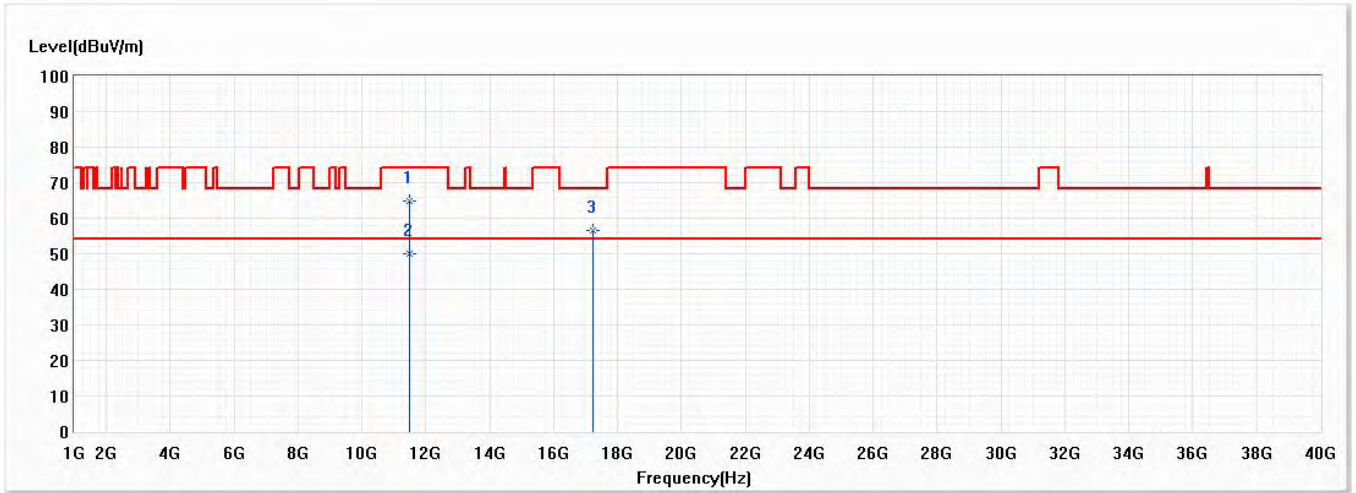


No	Frequency (MHz)	Emission Level (dBuV/m)	Limit (dBuV/m)	Margin (dB)	Reading Level (dBuV)	Correct Factor (dB)	Detector Type
1	11490.000	66.47	74.00	-7.53	51.96	14.51	PK
* 2	11490.000	50.98	54.00	-3.02	36.47	14.51	AV
3	17235.000	57.02	68.20	-11.18	40.29	16.73	PK

Note:

1. All reading above 1GHz is performed with peak and/or average measurements as necessary.
2. “ \* ”, means this data is the worst value.
3. Emission Level = Reading Level + Correct Factor.
4. The average measurement was not performed when the peak measured data under the limit of average detection.
5. The emission above 18GHz were not included is because their levels are lower than 20dB from limit.

Model No	Verizon Router	Site	CB4-H
Test Voltage	AC 120V/60Hz	Test Date	2020/11/7
Test Mode	Mode 3: Transmit Beamforming Mode	Engineer	Lion Wang
Polarity	Vertical	Temperature (°C)	22.0
Test Condition	802.11ax,Ch149,5.745G,20M	Humidity (%RH)	55.0



No	Frequency (MHz)	Emission Level (dBuV/m)	Limit (dBuV/m)	Margin (dB)	Reading Level (dBuV)	Correct Factor (dB)	Detector Type
1	11490.000	64.71	74.00	-9.29	50.20	14.51	PK
* 2	11490.000	49.85	54.00	-4.15	35.34	14.51	AV
3	17235.000	56.59	68.20	-11.61	39.86	16.73	PK

Note:

1. All reading above 1GHz is performed with peak and/or average measurements as necessary.
2. “ \* ”, means this data is the worst value.
3. Emission Level = Reading Level + Correct Factor.
4. The average measurement was not performed when the peak measured data under the limit of average detection.
5. The emission above 18GHz were not included is because their levels are lower than 20dB from limit.

Model No	Verizon Router	Site	CB4-H
Test Voltage	AC 120V/60Hz	Test Date	2020/11/7
Test Mode	Mode 3: Transmit Beamforming Mode	Engineer	Lion Wang
Polarity	Horizontal	Temperature (°C)	22.0
Test Condition	802.11ax,Ch157,5.785G,20M	Humidity (%RH)	55.0

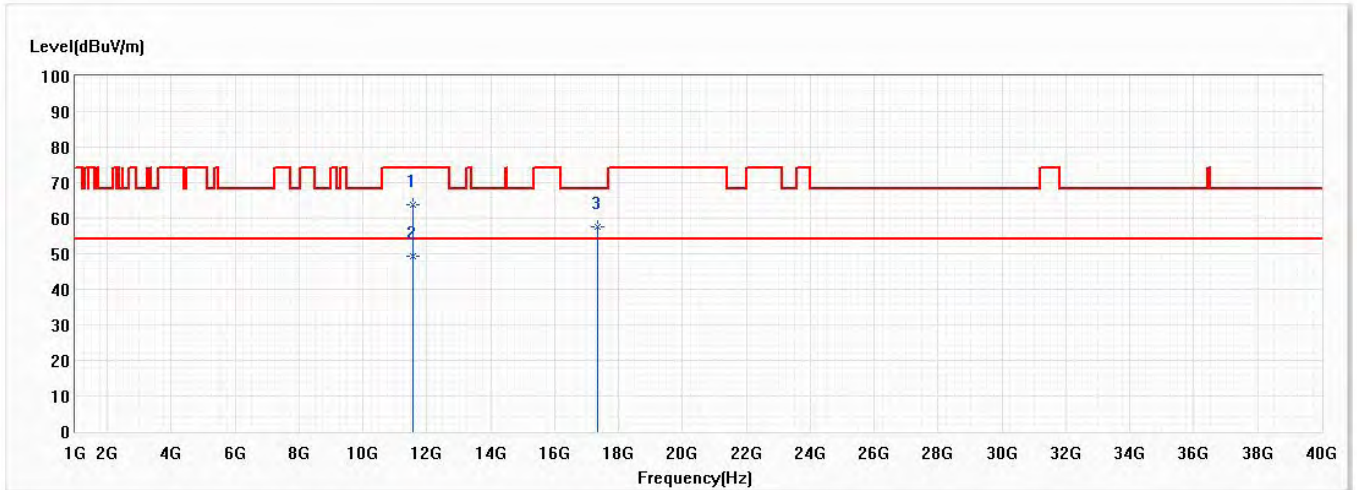


No	Frequency (MHz)	Emission Level (dBuV/m)	Limit (dBuV/m)	Margin (dB)	Reading Level (dBuV)	Correct Factor (dB)	Detector Type
1	11570.000	64.84	74.00	-9.16	50.46	14.38	PK
* 2	11570.000	49.74	54.00	-4.26	35.36	14.38	AV
3	17355.000	57.62	68.20	-10.58	39.97	17.65	PK

Note:

1. All reading above 1GHz is performed with peak and/or average measurements as necessary.
2. “ \* ”, means this data is the worst value.
3. Emission Level = Reading Level + Correct Factor.
4. The average measurement was not performed when the peak measured data under the limit of average detection.
5. The emission above 18GHz were not included is because their levels are lower than 20dB from limit.

Model No	Verizon Router	Site	CB4-H
Test Voltage	AC 120V/60Hz	Test Date	2020/11/7
Test Mode	Mode 3: Transmit Beamforming Mode	Engineer	Lion Wang
Polarity	Vertical	Temperature (°C)	22.0
Test Condition	802.11ax,Ch157,5.785G,20M	Humidity (%RH)	55.0



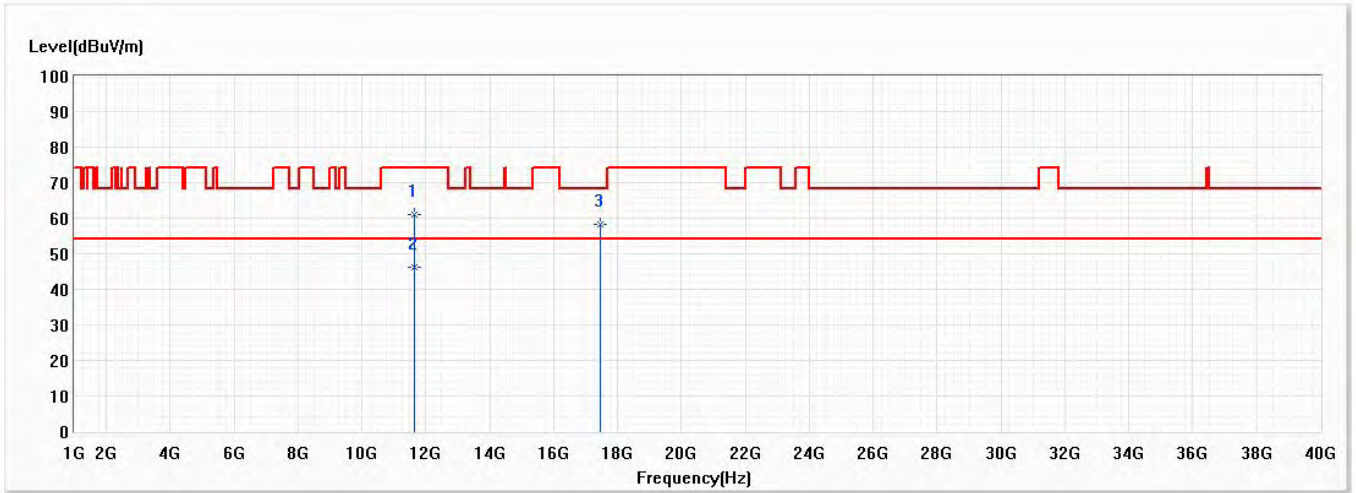
No	Frequency (MHz)	Emission Level (dBuV/m)	Limit (dBuV/m)	Margin (dB)	Reading Level (dBuV)	Correct Factor (dB)	Detector Type
1	11570.000	63.74	74.00	-10.26	49.36	14.38	PK
* 2	11570.000	49.41	54.00	-4.59	35.03	14.38	AV
3	17355.000	57.66	68.20	-10.54	40.01	17.65	PK

Note:

1. All reading above 1GHz is performed with peak and/or average measurements as necessary.
2. “ \* ”, means this data is the worst value.
3. Emission Level = Reading Level + Correct Factor.
4. The average measurement was not performed when the peak measured data under the limit of average detection.
5. The emission above 18GHz were not included is because their levels are lower than 20dB from limit.



Model No	Verizon Router	Site	CB4-H
Test Voltage	AC 120V/60Hz	Test Date	2020/11/7
Test Mode	Mode 3: Transmit Beamforming Mode	Engineer	Lion Wang
Polarity	Horizontal	Temperature (°C)	22.0
Test Condition	802.11ax,Ch165,5.825G,20M	Humidity (%RH)	55.0

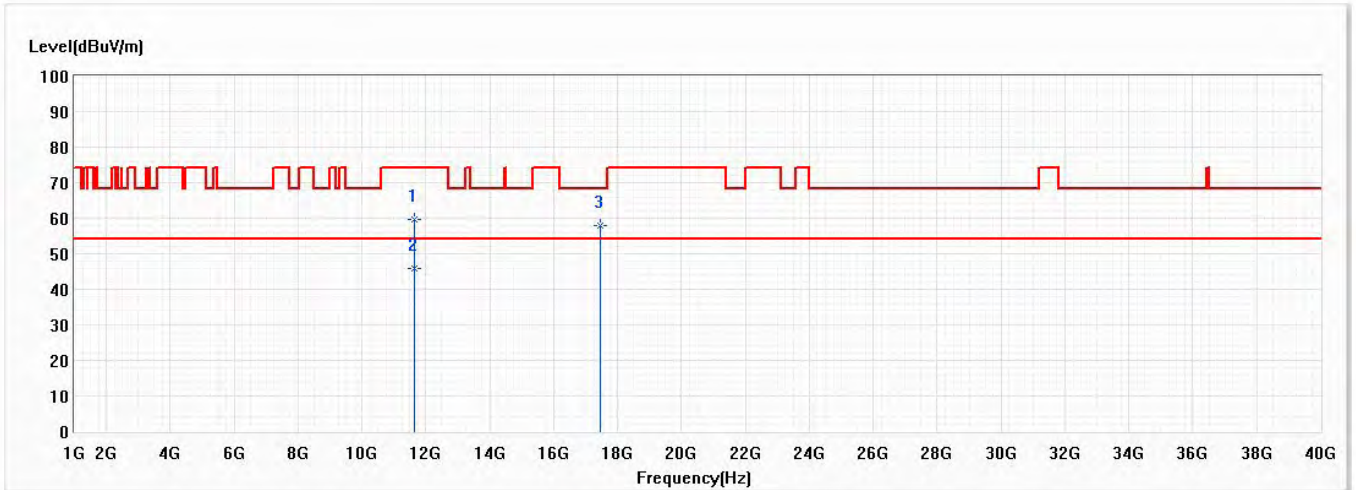


No	Frequency (MHz)	Emission Level (dBuV/m)	Limit (dBuV/m)	Margin (dB)	Reading Level (dBuV)	Correct Factor (dB)	Detector Type
1	11650.000	60.87	74.00	-13.13	46.64	14.23	PK
* 2	11650.000	46.35	54.00	-7.65	32.12	14.23	AV
3	17475.000	58.24	68.20	-9.96	39.67	18.57	PK

Note:

1. All reading above 1GHz is performed with peak and/or average measurements as necessary.
2. “ \* ”, means this data is the worst value.
3. Emission Level = Reading Level + Correct Factor.
4. The average measurement was not performed when the peak measured data under the limit of average detection.
5. The emission above 18GHz were not included is because their levels are lower than 20dB from limit.

Model No	Verizon Router	Site	CB4-H
Test Voltage	AC 120V/60Hz	Test Date	2020/11/7
Test Mode	Mode 3: Transmit Beamforming Mode	Engineer	Lion Wang
Polarity	Vertical	Temperature (°C)	22.0
Test Condition	802.11ax,Ch165,5.825G,20M	Humidity (%RH)	55.0

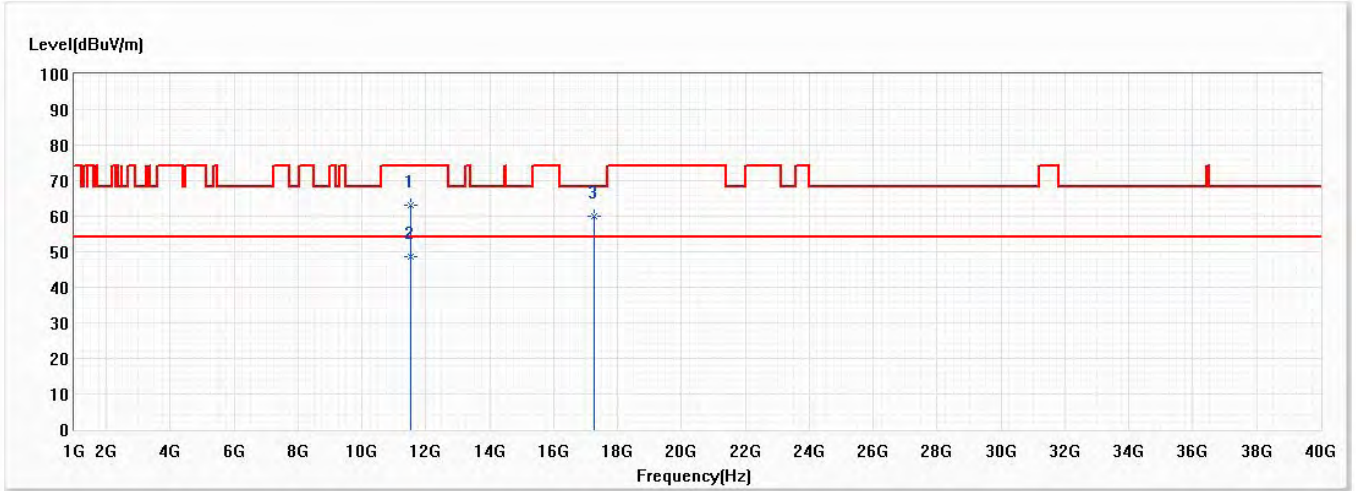


No	Frequency (MHz)	Emission Level (dBuV/m)	Limit (dBuV/m)	Margin (dB)	Reading Level (dBuV)	Correct Factor (dB)	Detector Type
1	11650.000	59.65	74.00	-14.35	45.42	14.23	PK
* 2	11650.000	45.69	54.00	-8.31	31.46	14.23	AV
3	17475.000	57.89	68.20	-10.31	39.32	18.57	PK

Note:

1. All reading above 1GHz is performed with peak and/or average measurements as necessary.
2. “ \* ”, means this data is the worst value.
3. Emission Level = Reading Level + Correct Factor.
4. The average measurement was not performed when the peak measured data under the limit of average detection.
5. The emission above 18GHz were not included is because their levels are lower than 20dB from limit.

Model No	Verizon Router	Site	CB4-H
Test Voltage	AC 120V/60Hz	Test Date	2020/11/7
Test Mode	Mode 3: Transmit Beamforming Mode	Engineer	Lion Wang
Polarity	Horizontal	Temperature (°C)	22.0
Test Condition	802.11ax,Ch151,5.755G,40M	Humidity (%RH)	55.0

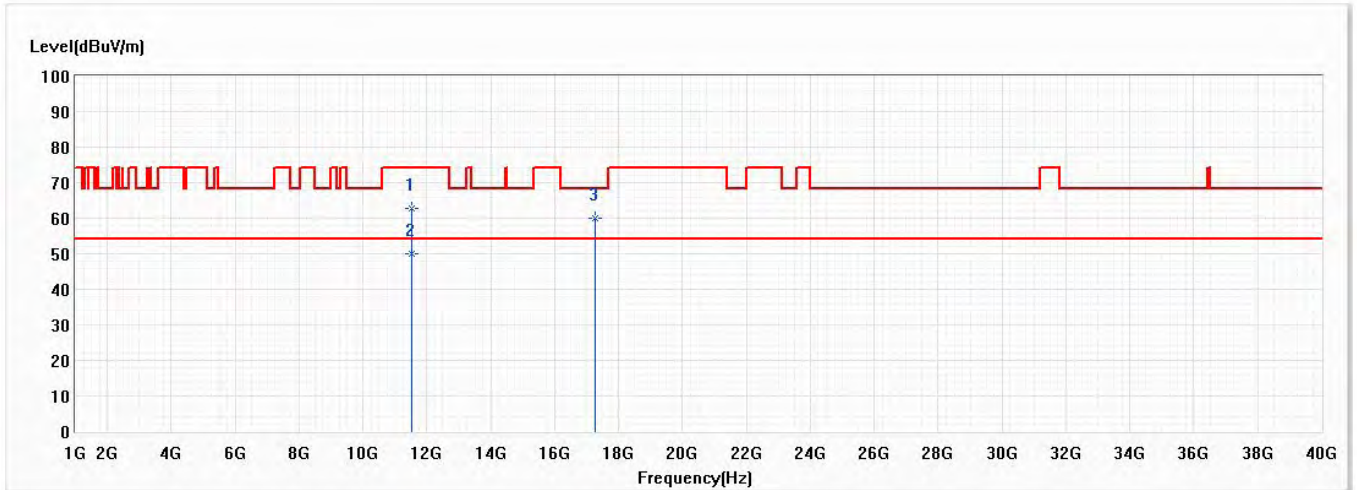


No	Frequency (MHz)	Emission Level (dBuV/m)	Limit (dBuV/m)	Margin (dB)	Reading Level (dBuV)	Correct Factor (dB)	Detector Type
1	11510.000	63.06	74.00	-10.94	48.56	14.50	PK
* 2	11510.000	48.67	54.00	-5.33	34.17	14.50	AV
3	17265.000	59.89	68.20	-8.31	42.93	16.96	PK

Note:

1. All reading above 1GHz is performed with peak and/or average measurements as necessary.
2. “ \* ”, means this data is the worst value.
3. Emission Level = Reading Level + Correct Factor.
4. The average measurement was not performed when the peak measured data under the limit of average detection.
5. The emission above 18GHz were not included is because their levels are lower than 20dB from limit.

Model No	Verizon Router	Site	CB4-H
Test Voltage	AC 120V/60Hz	Test Date	2020/11/7
Test Mode	Mode 3: Transmit Beamforming Mode	Engineer	Lion Wang
Polarity	Vertical	Temperature (°C)	22.0
Test Condition	802.11ax,Ch151,5.755G,40M	Humidity (%RH)	55.0

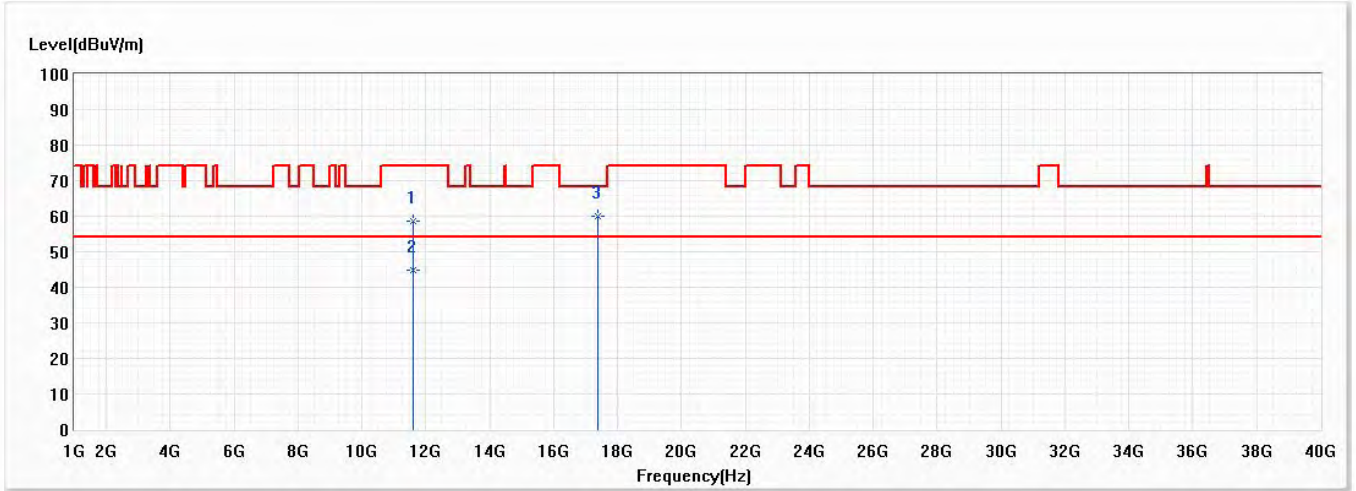


No	Frequency (MHz)	Emission Level (dBuV/m)	Limit (dBuV/m)	Margin (dB)	Reading Level (dBuV)	Correct Factor (dB)	Detector Type
1	11510.000	62.84	74.00	-11.16	48.34	14.50	PK
* 2	11510.000	50.16	54.00	-3.84	35.66	14.50	AV
3	17265.000	59.86	68.20	-8.34	42.90	16.96	PK

Note:

1. All reading above 1GHz is performed with peak and/or average measurements as necessary.
2. “ \* ”, means this data is the worst value.
3. Emission Level = Reading Level + Correct Factor.
4. The average measurement was not performed when the peak measured data under the limit of average detection.
5. The emission above 18GHz were not included is because their levels are lower than 20dB from limit.

Model No	Verizon Router	Site	CB4-H
Test Voltage	AC 120V/60Hz	Test Date	2020/11/7
Test Mode	Mode 3: Transmit Beamforming Mode	Engineer	Lion Wang
Polarity	Horizontal	Temperature (°C)	22.0
Test Condition	802.11ax,Ch159,5.795G,40M	Humidity (%RH)	55.0



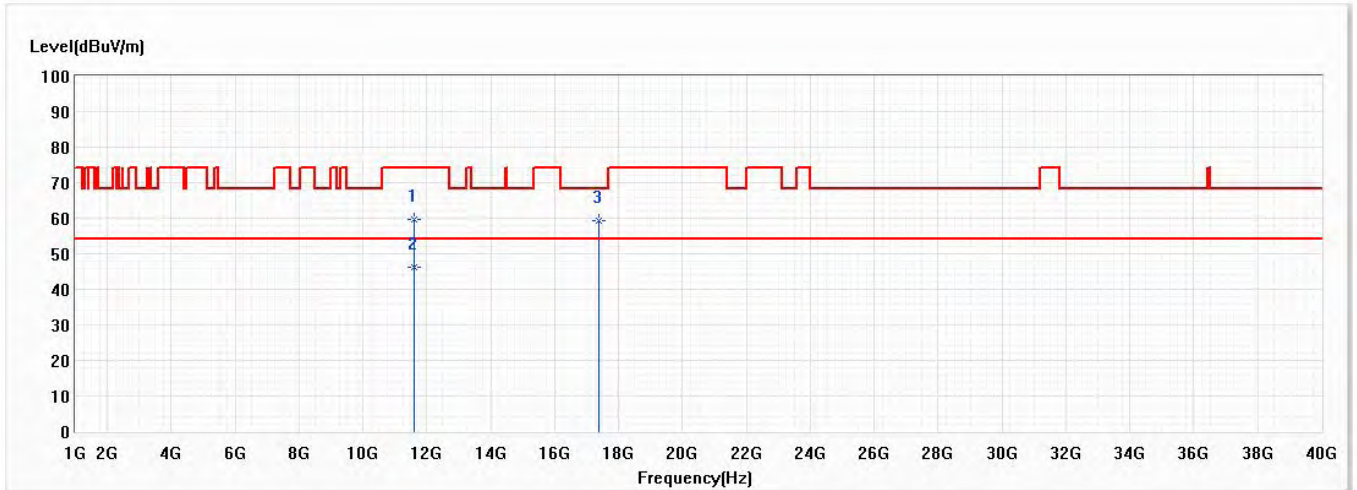
No	Frequency (MHz)	Emission Level (dBuV/m)	Limit (dBuV/m)	Margin (dB)	Reading Level (dBuV)	Correct Factor (dB)	Detector Type
1	11590.000	58.54	74.00	-15.46	44.20	14.34	PK
2	11590.000	44.89	54.00	-9.11	30.55	14.34	AV
* 3	17385.000	60.02	68.20	-8.18	42.15	17.87	PK

Note:

1. All reading above 1GHz is performed with peak and/or average measurements as necessary.
2. “ \* ”, means this data is the worst value.
3. Emission Level = Reading Level + Correct Factor.
4. The average measurement was not performed when the peak measured data under the limit of average detection.
5. The emission above 18GHz were not included is because their levels are lower than 20dB from limit.



Model No	Verizon Router	Site	CB4-H
Test Voltage	AC 120V/60Hz	Test Date	2020/11/7
Test Mode	Mode 3: Transmit Beamforming Mode	Engineer	Lion Wang
Polarity	Vertical	Temperature (°C)	22.0
Test Condition	802.11ax,Ch159,5.795G,40M	Humidity (%RH)	55.0

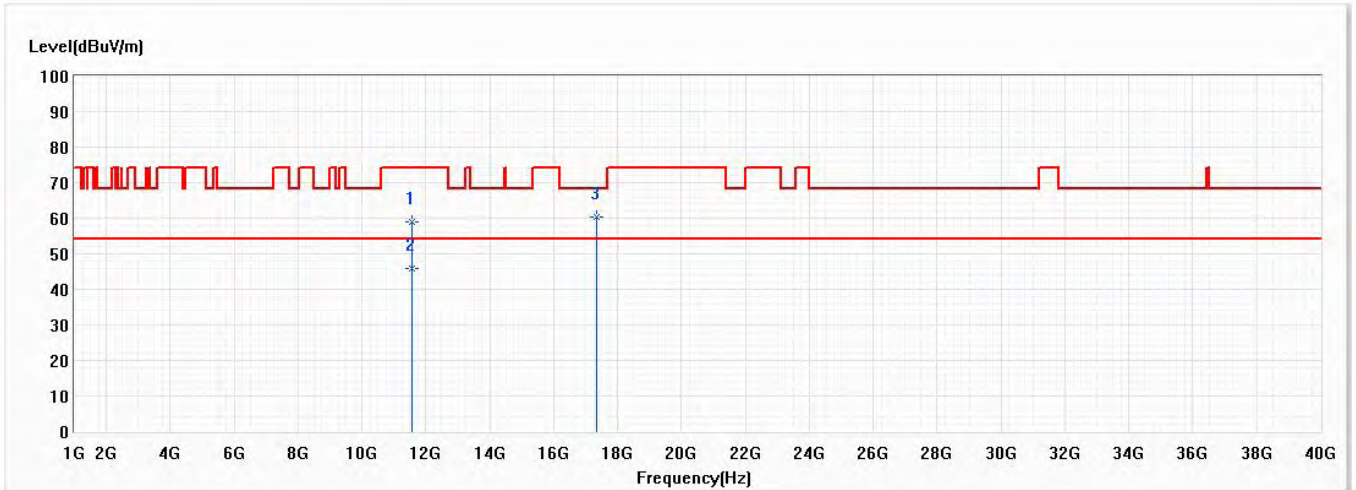


No	Frequency (MHz)	Emission Level (dBuV/m)	Limit (dBuV/m)	Margin (dB)	Reading Level (dBuV)	Correct Factor (dB)	Detector Type
1	11590.000	59.75	74.00	-14.25	45.41	14.34	PK
* 2	11590.000	46.26	54.00	-7.74	31.92	14.34	AV
3	17385.000	59.35	68.20	-8.85	41.48	17.87	PK

Note:

1. All reading above 1GHz is performed with peak and/or average measurements as necessary.
2. “ \* ”, means this data is the worst value.
3. Emission Level = Reading Level + Correct Factor.
4. The average measurement was not performed when the peak measured data under the limit of average detection.
5. The emission above 18GHz were not included is because their levels are lower than 20dB from limit.

Model No	Verizon Router	Site	CB4-H
Test Voltage	AC 120V/60Hz	Test Date	2020/11/7
Test Mode	Mode 3: Transmit Beamforming Mode	Engineer	Lion Wang
Polarity	Horizontal	Temperature (°C)	22.0
Test Condition	802.11ax,Ch155,5.775G,80M	Humidity (%RH)	55.0

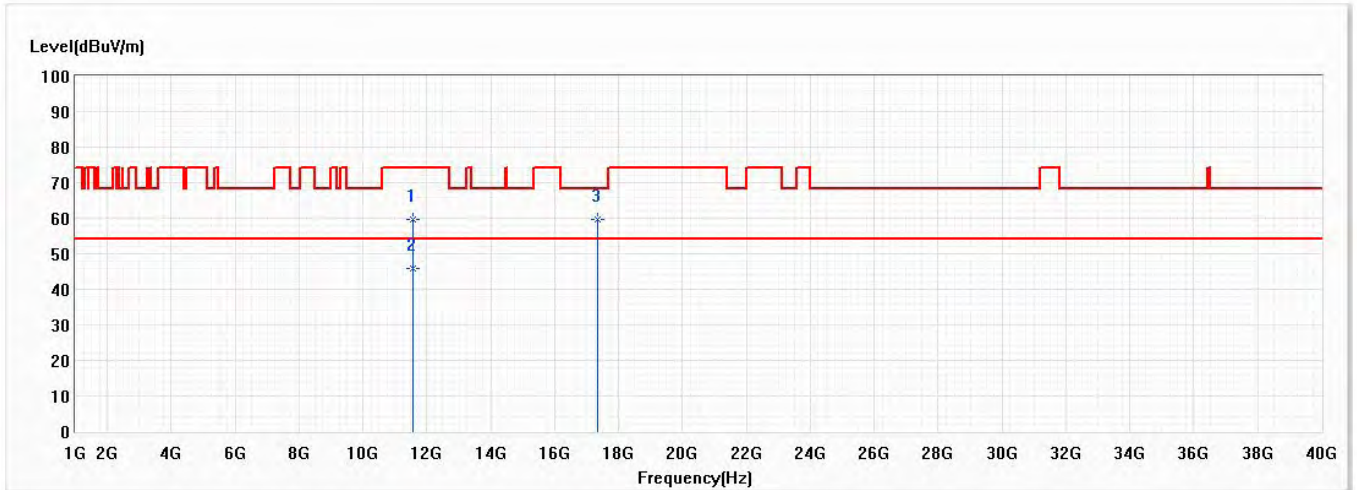


No	Frequency (MHz)	Emission Level (dBuV/m)	Limit (dBuV/m)	Margin (dB)	Reading Level (dBuV)	Correct Factor (dB)	Detector Type
1	11550.000	58.84	74.00	-15.16	44.42	14.42	PK
2	11550.000	45.98	54.00	-8.02	31.56	14.42	AV
* 3	17325.000	60.26	68.20	-7.94	42.84	17.42	PK

Note:

1. All reading above 1GHz is performed with peak and/or average measurements as necessary.
2. “ \* ”, means this data is the worst value.
3. Emission Level = Reading Level + Correct Factor.
4. The average measurement was not performed when the peak measured data under the limit of average detection.
5. The emission above 18GHz were not included is because their levels are lower than 20dB from limit.

Model No	Verizon Router	Site	CB4-H
Test Voltage	AC 120V/60Hz	Test Date	2020/11/7
Test Mode	Mode 3: Transmit Beamforming Mode	Engineer	Lion Wang
Polarity	Vertical	Temperature (°C)	22.0
Test Condition	802.11ax,Ch155,5.775G,80M	Humidity (%RH)	55.0



No	Frequency (MHz)	Emission Level (dBuV/m)	Limit (dBuV/m)	Margin (dB)	Reading Level (dBuV)	Correct Factor (dB)	Detector Type
1	11550.000	59.79	74.00	-14.21	45.37	14.42	PK
* 2	11550.000	46.01	54.00	-7.99	31.59	14.42	AV
3	17325.000	59.77	68.20	-8.43	42.35	17.42	PK

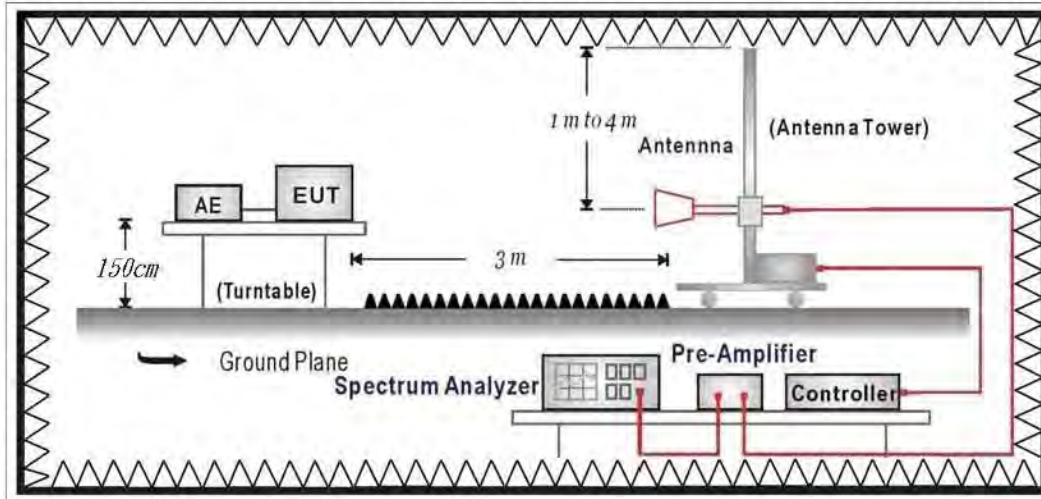
Note:

1. All reading above 1GHz is performed with peak and/or average measurements as necessary.
2. “ \* ”, means this data is the worst value.
3. Emission Level = Reading Level + Correct Factor.
4. The average measurement was not performed when the peak measured data under the limit of average detection.
5. The emission above 18GHz were not included is because their levels are lower than 20dB from limit.

## 7. Band Edge

### 7.1. Test Setup

RF Radiated Measurement:



### 7.2. Limits

#### ➤ General Radiated Emission Limits

The provisions of Section 15.205 of this part apply to intentional radiators operating under this section. Radiated emissions which fall in the restricted bands, as defined in Section 15.205, must also comply with the radiated emission limits specified in Section 15.209:

FCC Part 15 Subpart C Paragraph 15.209 Limits		
Frequency MHz	uV/m @3m	dBuV/m@3m
30 - 88	100	40
88 - 216	150	43.5
216 - 960	200	46
Above 960	500	54

Remark:

1. RF Voltage (dBuV) = 20 log RF Voltage (uV)
2. In the Above Table, the tighter limit applies at the band edges.
3. Distance refers to the distance in meters between the measuring instrument antenna and the closed point of any part of the device or system.

➤ **Unwanted Emission out of the restricted bands Limits**

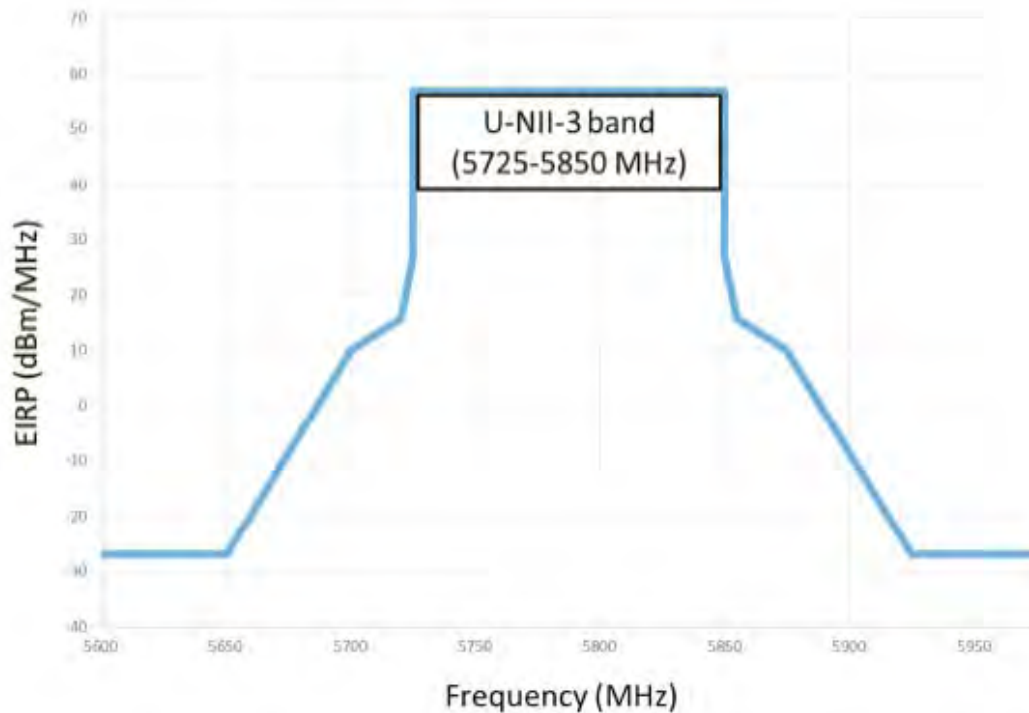
<b>FCC Part 15 Subpart E Paragraph 15.407(b) Limits</b>		
Frequency (MHz)	EIRP Limit (dBm)	Equivalent Field Strength (dBuV/m@3m)
5150 - 5250	-27	68.3
5250 - 5350	-27	68.3
5470 - 5725	-27	68.3
5725 - 5850	-27 (Note1)	68.3
	-17 (Note2)	78.3

4. For transmitters operating in the 5.725-5.85 GHz band

(i) All emissions shall be limited to a level of -27 dBm/MHz at 75 MHz or more above or below the band edge increasing linearly to 10 dBm/MHz at 25 MHz above or below the band edge, and from 25 MHz above or below the band edge increasing linearly to a level of 15.6 dBm/MHz at 5 MHz above or below the band edge, and from 5 MHz above or below the band edge increasing linearly to a level of 27dBm/MHz at the band edge.

(ii) Devices certified before March 2, 2019 with antenna gain greater than 10 dBi may demonstrate compliance with the emission limits in Section 15.247(d), but manufacturing, marketing and importing of devices certified under this alternative must cease by March 2, 2018. Devices certified before March 2, 2018 with antenna gain of 10 dBi or less may demonstrate compliance with the emission limits in Section 15.247(d), but manufacturing, marketing and importing of devices certified under this alternative must cease before March 2, 2020.





Remark:

1. For frequencies more than 10 MHz above or below the band edges.
2. For frequency range from the band edges to 10 MHz above or below the band edges.

3. 
$$\mu\text{V/m} = \frac{1000000 \sqrt{30 \times EIRP}}{3}, \text{ RF Voltage (dBuV/m)} = 20 \log \text{ RF Voltage (}\mu\text{V/m)}$$

### 7.3. Test Procedure

The EUT and its simulators are placed on a turn table which is 0.8 meter above ground. The turn table can rotate 360 degrees to determine the position of the maximum emission level. The EUT was positioned such that the distance from antenna to the EUT was 3 meters.

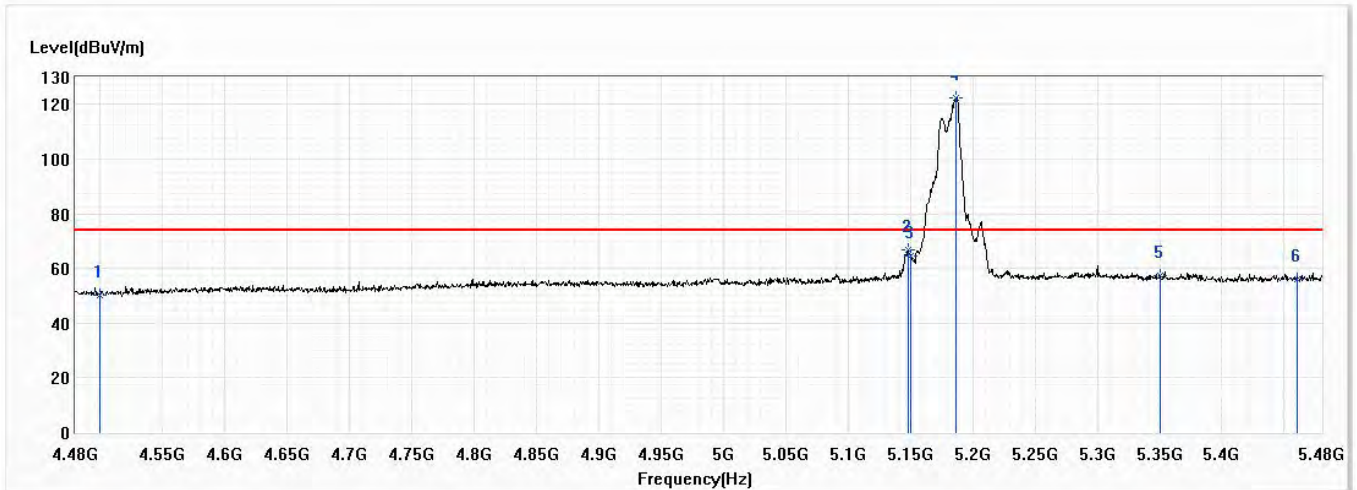
The antenna can move up and down between 1 meter and 4 meters to find out the maximum emission level.

Both horizontal and vertical polarization of the antenna are set on measurement. In order to find the maximum emission, all of the interface cables must be manipulated according to ANSI C63.10: 2013 on radiated measurement.

The bandwidth below 1GHz setting on the field strength meter is 120 KHz, above 1GHz are 1 MHz.

### 7.4. Test Result

Model No	Verizon Router	Site	CB4-H
Test Voltage	AC 120V/60Hz	Test Date	2020/11/11
Test Mode	Mode 1: Transmit CDD Mode	Engineer	Elwin Lin
Polarity	Horizontal	Temperature (°C)	21.0
Test Condition	802.11a,Ch36,5.18G,BW20M	Humidity (%RH)	58.0

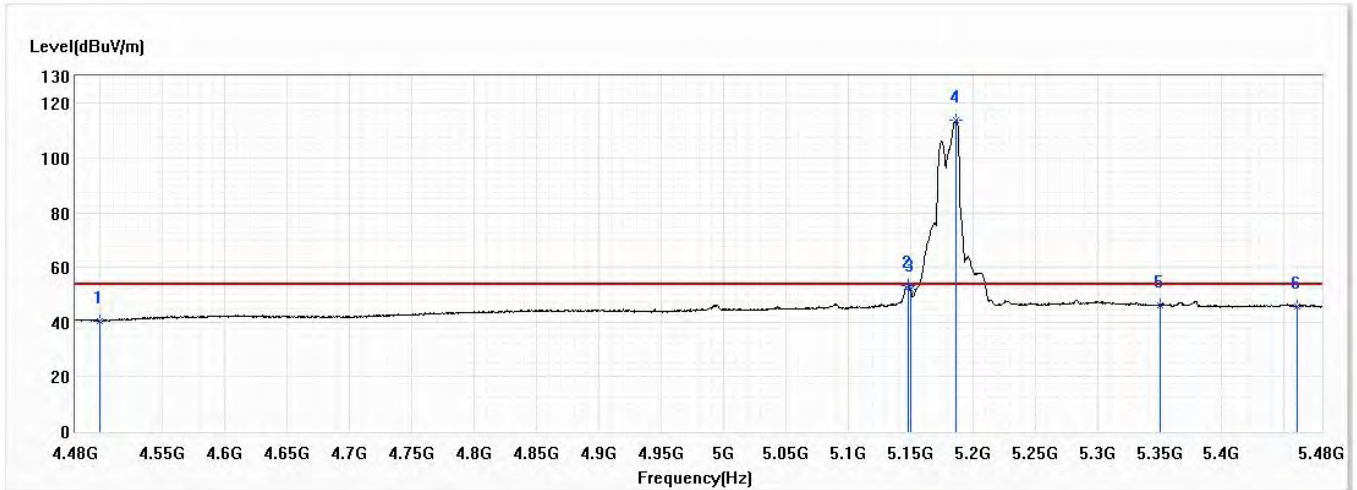


No	Frequency (MHz)	Emission Level (dBuV/m)	Limit (dBuV/m)	Margin (dB)	Reading Level (dBuV)	Correct Factor (dB)	Detector Type
1	4500.000	50.40	74.00	-23.60	30.16	20.24	PK
2	5148.000	66.60	74.00	-7.40	44.09	22.51	PK
3	5150.000	64.43	74.00	-9.57	41.92	22.51	PK
! 4	5186.500	122.56	74.00	48.56	100.02	22.54	PK
5	5350.000	57.24	74.00	-16.76	34.54	22.70	PK
6	5460.000	56.15	74.00	-17.85	33.34	22.81	PK

**Note:**

1. All reading above 1GHz is performed with peak and/or average measurements as necessary.
2. Emission Level = Reading Level + Correct Factor.
3. The average measurement was not performed when the peak measured data under the limit of average detection. If the readings given are average, peak measurement should also be supplied.
4. The fundamental for reference only, it's not restricted by unwanted emission limit.

Model No	Verizon Router	Site	CB4-H
Test Voltage	AC 120V/60Hz	Test Date	2020/11/11
Test Mode	Mode 1: Transmit CDD Mode	Engineer	Elwin Lin
Polarity	Horizontal	Temperature (°C)	21.0
Test Condition	802.11a,Ch36,5.18G,BW20M	Humidity (%RH)	58.0

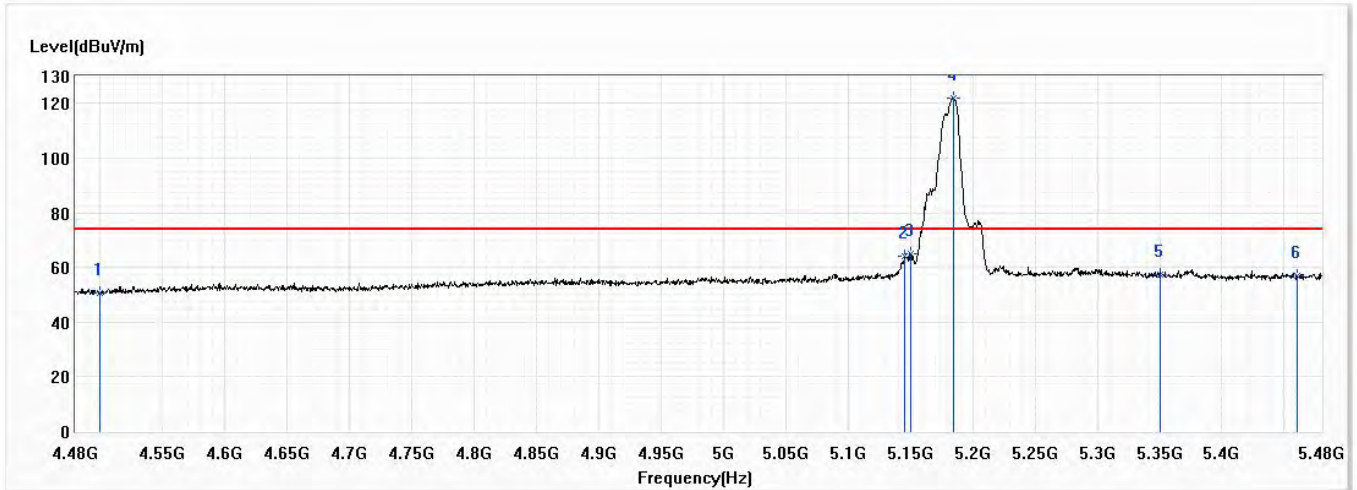


No	Frequency (MHz)	Emission Level (dBuV/m)	Limit (dBuV/m)	Margin (dB)	Reading Level (dBuV)	Correct Factor (dB)	Detector Type
1	4500.000	40.42	54.00	-13.58	20.18	20.24	AV
2	5148.000	53.21	54.00	-0.79	30.70	22.51	AV
3	5150.000	51.94	54.00	-2.06	29.43	22.51	AV
! 4	5186.500	114.04	54.00	60.04	91.50	22.54	AV
5	5350.000	46.38	54.00	-7.62	23.68	22.70	AV
6	5460.000	45.92	54.00	-8.08	23.11	22.81	AV

Note:

1. All reading above 1GHz is performed with peak and/or average measurements as necessary.
2. Emission Level = Reading Level + Correct Factor.
3. The average measurement was not performed when the peak measured data under the limit of average detection. If the readings given are average, peak measurement should also be supplied.
4. The fundamental for reference only, it's not restricted by unwanted emission limit.

Model No	Verizon Router	Site	CB4-H
Test Voltage	AC 120V/60Hz	Test Date	2020/11/11
Test Mode	Mode 1: Transmit CDD Mode	Engineer	Elwin Lin
Polarity	Vertical	Temperature (°C)	21.0
Test Condition	802.11a,Ch36,5.18G,BW20M	Humidity (%RH)	58.0

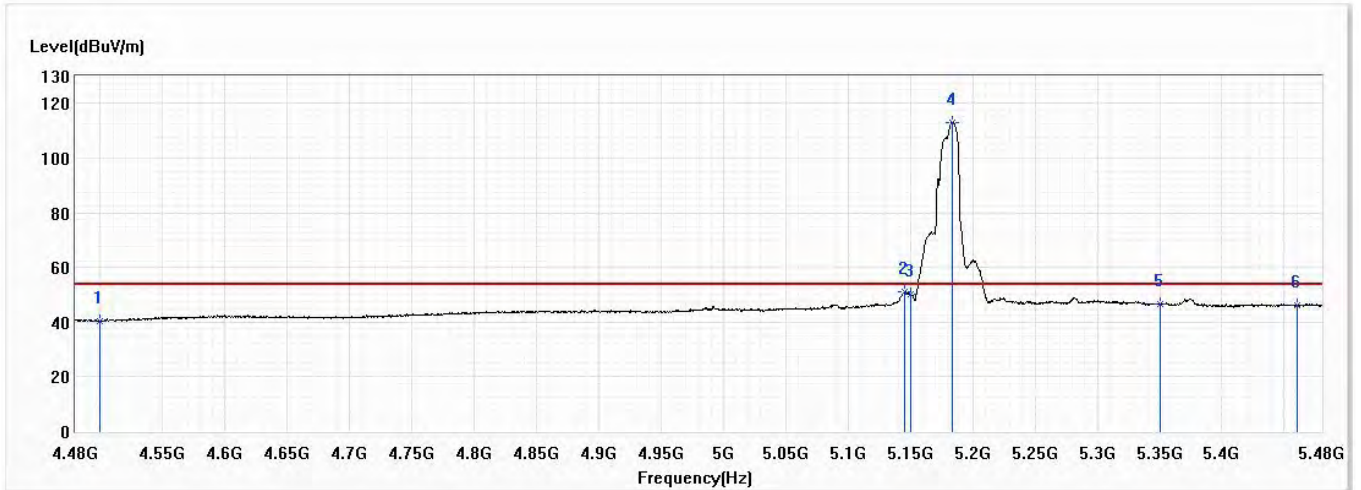


No	Frequency (MHz)	Emission Level (dBuV/m)	Limit (dBuV/m)	Margin (dB)	Reading Level (dBuV)	Correct Factor (dB)	Detector Type
1	4500.000	50.61	74.00	-23.39	30.37	20.24	PK
2	5145.500	63.98	74.00	-10.02	41.47	22.51	PK
3	5150.000	65.13	74.00	-8.87	42.62	22.51	PK
! 4	5185.000	121.91	74.00	47.91	99.37	22.54	PK
5	5350.000	57.25	74.00	-16.75	34.55	22.70	PK
6	5460.000	56.90	74.00	-17.10	34.09	22.81	PK

Note:

1. All reading above 1GHz is performed with peak and/or average measurements as necessary.
2. Emission Level = Reading Level + Correct Factor.
3. The average measurement was not performed when the peak measured data under the limit of average detection. If the readings given are average, peak measurement should also be supplied.
4. The fundamental for reference only, it's not restricted by unwanted emission limit.

Model No	Verizon Router	Site	CB4-H
Test Voltage	AC 120V/60Hz	Test Date	2020/11/11
Test Mode	Mode 1: Transmit CDD Mode	Engineer	Elwin Lin
Polarity	Vertical	Temperature (°C)	21.0
Test Condition	802.11a,Ch36,5.18G,BW20M	Humidity (%RH)	58.0



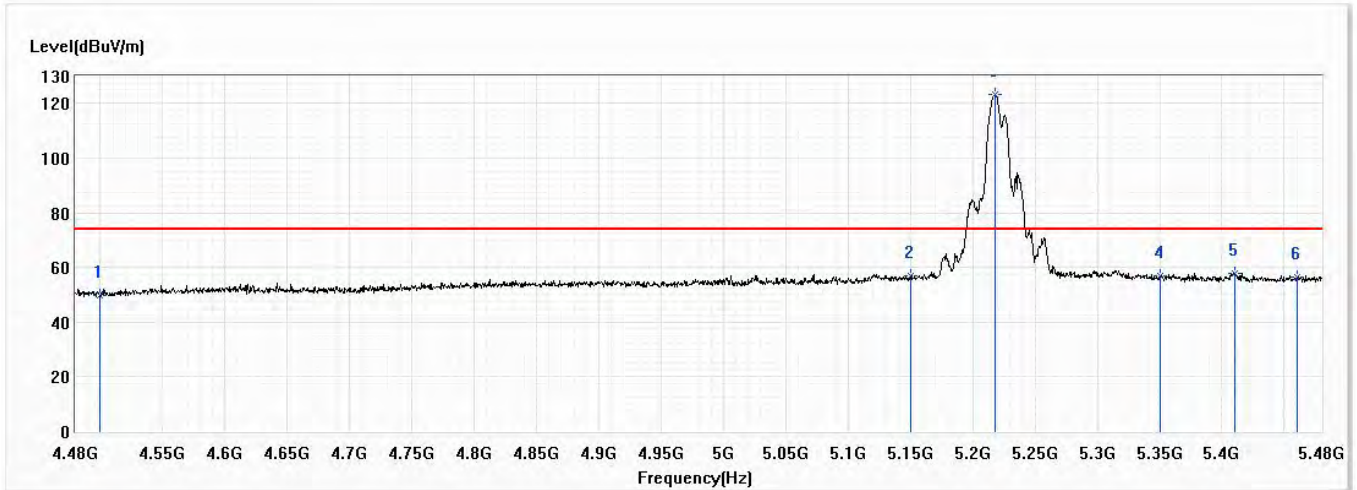
No	Frequency (MHz)	Emission Level (dBuV/m)	Limit (dBuV/m)	Margin (dB)	Reading Level (dBuV)	Correct Factor (dB)	Detector Type
1	4500.000	40.31	54.00	-13.69	20.07	20.24	AV
2	5145.500	50.91	54.00	-3.09	28.40	22.51	AV
3	5150.000	50.10	54.00	-3.90	27.59	22.51	AV
! 4	5183.500	113.06	54.00	59.06	90.52	22.54	AV
5	5350.000	46.77	54.00	-7.23	24.07	22.70	AV
6	5460.000	46.20	54.00	-7.80	23.39	22.81	AV

Note:

1. All reading above 1GHz is performed with peak and/or average measurements as necessary.
2. Emission Level = Reading Level + Correct Factor.
3. The average measurement was not performed when the peak measured data under the limit of average detection. If the readings given are average, peak measurement should also be supplied.
4. The fundamental for reference only, it's not restricted by unwanted emission limit.



Model No	Verizon Router	Site	CB4-H
Test Voltage	AC 120V/60Hz	Test Date	2020/11/12
Test Mode	Mode 1: Transmit CDD Mode	Engineer	Elwin Lin
Polarity	Horizontal	Temperature (°C)	21.0
Test Condition	802.11a,Ch44,5.22G,BW20M	Humidity (%RH)	58.0

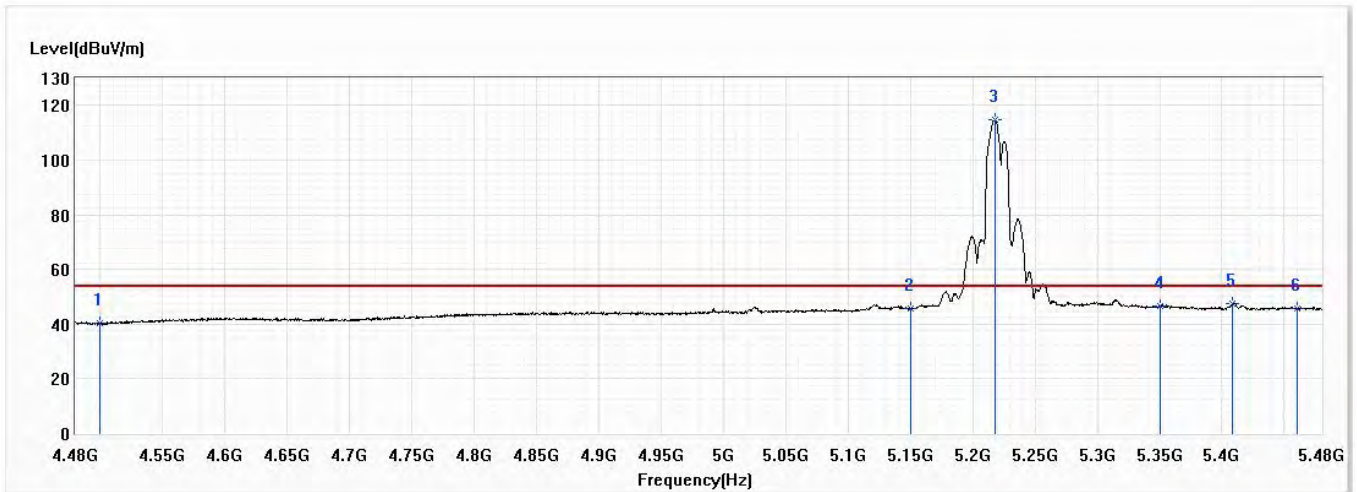


No	Frequency (MHz)	Emission Level (dBuV/m)	Limit (dBuV/m)	Margin (dB)	Reading Level (dBuV)	Correct Factor (dB)	Detector Type
1	4500.000	49.95	74.00	-24.05	29.71	20.24	PK
2	5150.000	56.93	74.00	-17.07	34.42	22.51	PK
! 3	5218.000	123.23	74.00	49.23	100.66	22.57	PK
4	5350.000	56.82	74.00	-17.18	34.12	22.70	PK
5	5410.500	58.05	74.00	-15.95	35.29	22.76	PK
6	5460.000	56.35	74.00	-17.65	33.54	22.81	PK

Note:

1. All reading above 1GHz is performed with peak and/or average measurements as necessary.
2. Emission Level = Reading Level + Correct Factor.
3. The average measurement was not performed when the peak measured data under the limit of average detection. If the readings given are average, peak measurement should also be supplied.
4. The fundamental for reference only, it's not restricted by unwanted emission limit.

Model No	Verizon Router	Site	CB4-H
Test Voltage	AC 120V/60Hz	Test Date	2020/11/12
Test Mode	Mode 1: Transmit CDD Mode	Engineer	Elwin Lin
Polarity	Horizontal	Temperature (°C)	21.0
Test Condition	802.11a,Ch44,5.22G,BW20M	Humidity (%RH)	58.0

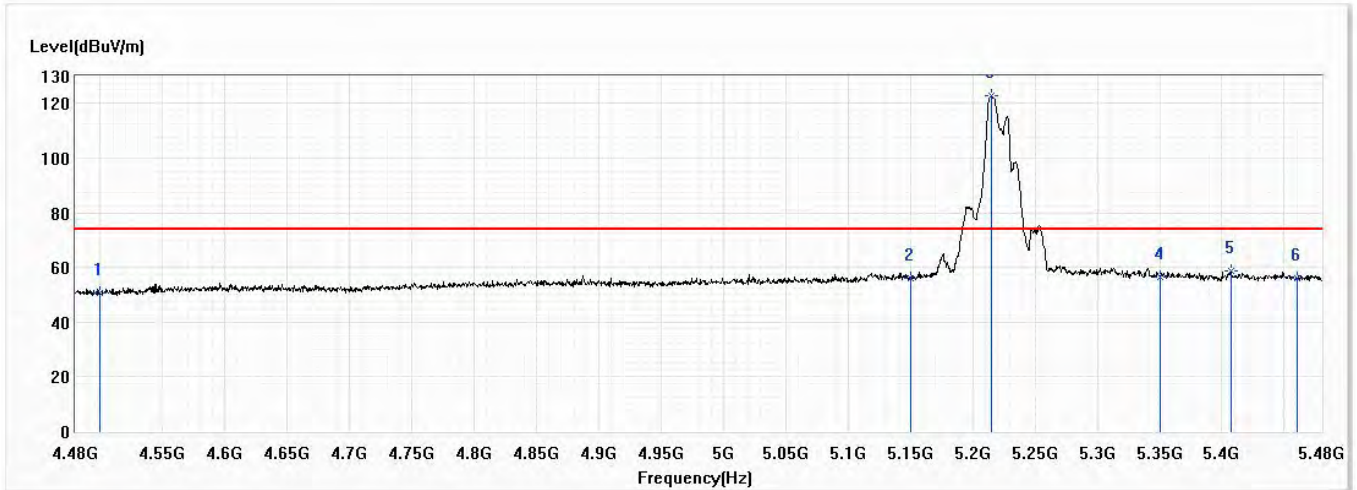


No	Frequency (MHz)	Emission Level (dBuV/m)	Limit (dBuV/m)	Margin (dB)	Reading Level (dBuV)	Correct Factor (dB)	Detector Type
1	4500.000	40.25	54.00	-13.75	20.01	20.24	AV
2	5150.000	45.88	54.00	-8.12	23.37	22.51	AV
! 3	5218.000	114.69	54.00	60.69	92.12	22.57	AV
4	5350.000	46.54	54.00	-7.46	23.84	22.70	AV
5	5408.500	47.68	54.00	-6.32	24.92	22.76	AV
6	5460.000	45.66	54.00	-8.34	22.85	22.81	AV

Note:

1. All reading above 1GHz is performed with peak and/or average measurements as necessary.
2. Emission Level = Reading Level + Correct Factor.
3. The average measurement was not performed when the peak measured data under the limit of average detection. If the readings given are average, peak measurement should also be supplied.
4. The fundamental for reference only, it's not restricted by unwanted emission limit.

Model No	Verizon Router	Site	CB4-H
Test Voltage	AC 120V/60Hz	Test Date	2020/11/12
Test Mode	Mode 1: Transmit CDD Mode	Engineer	Elwin Lin
Polarity	Vertical	Temperature (°C)	21.0
Test Condition	802.11a,Ch44,5.22G,BW20M	Humidity (%RH)	58.0

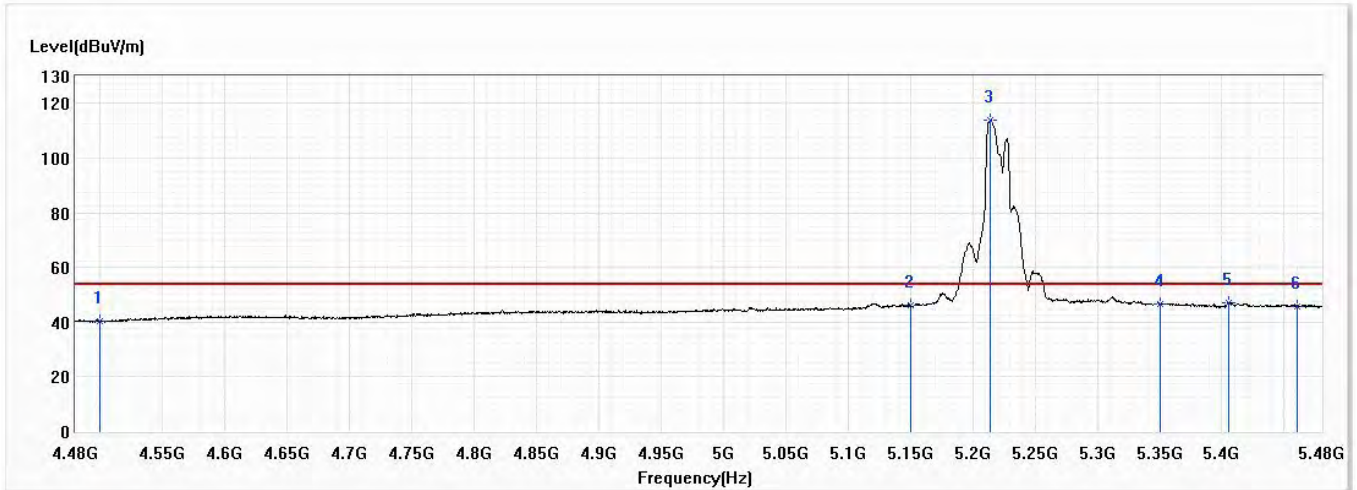


No	Frequency (MHz)	Emission Level (dBuV/m)	Limit (dBuV/m)	Margin (dB)	Reading Level (dBuV)	Correct Factor (dB)	Detector Type
1	4500.000	50.60	74.00	-23.40	30.36	20.24	PK
2	5150.000	55.86	74.00	-18.14	33.35	22.51	PK
! 3	5215.500	122.72	74.00	48.72	100.15	22.57	PK
4	5350.000	56.62	74.00	-17.38	33.92	22.70	PK
5	5407.000	58.56	74.00	-15.44	35.81	22.75	PK
6	5460.000	56.11	74.00	-17.89	33.30	22.81	PK

Note:

1. All reading above 1GHz is performed with peak and/or average measurements as necessary.
2. Emission Level = Reading Level + Correct Factor.
3. The average measurement was not performed when the peak measured data under the limit of average detection. If the readings given are average, peak measurement should also be supplied.
4. The fundamental for reference only, it's not restricted by unwanted emission limit.

Model No	Verizon Router	Site	CB4-H
Test Voltage	AC 120V/60Hz	Test Date	2020/11/12
Test Mode	Mode 1: Transmit CDD Mode	Engineer	Elwin Lin
Polarity	Vertical	Temperature (°C)	21.0
Test Condition	802.11a,Ch44,5.22G,BW20M	Humidity (%RH)	58.0

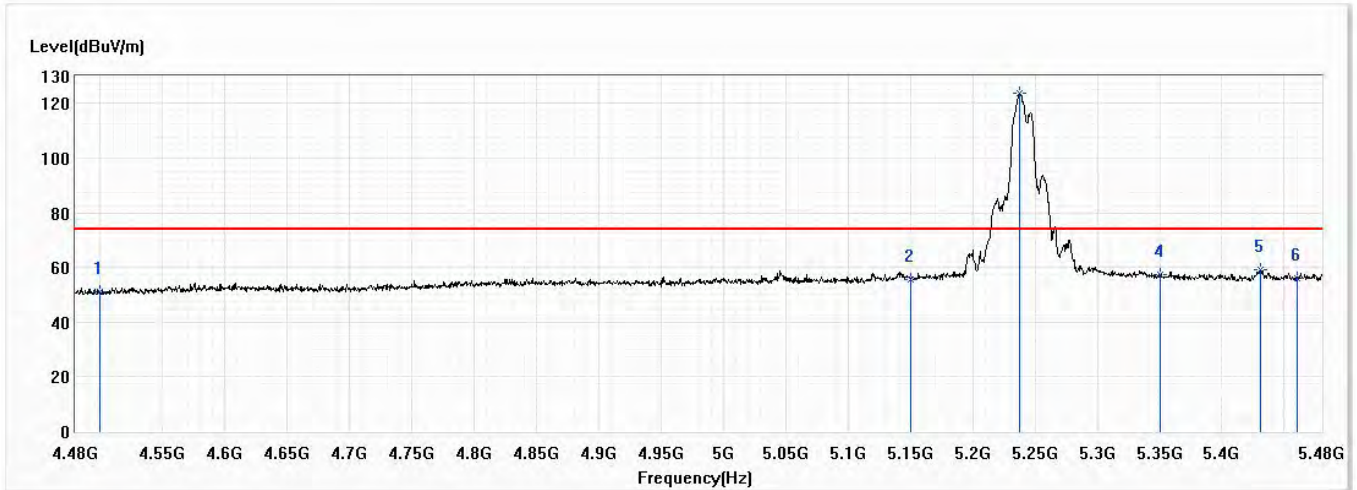


No	Frequency (MHz)	Emission Level (dBuV/m)	Limit (dBuV/m)	Margin (dB)	Reading Level (dBuV)	Correct Factor (dB)	Detector Type
1	4500.000	40.17	54.00	-13.83	19.93	20.24	AV
2	5150.000	45.95	54.00	-8.05	23.44	22.51	AV
! 3	5214.500	113.86	54.00	59.86	91.29	22.57	AV
4	5350.000	46.63	54.00	-7.37	23.93	22.70	AV
5	5405.000	47.12	54.00	-6.88	24.37	22.75	AV
6	5460.000	45.80	54.00	-8.20	22.99	22.81	AV

Note:

1. All reading above 1GHz is performed with peak and/or average measurements as necessary.
2. Emission Level = Reading Level + Correct Factor.
3. The average measurement was not performed when the peak measured data under the limit of average detection. If the readings given are average, peak measurement should also be supplied.
4. The fundamental for reference only, it's not restricted by unwanted emission limit.

Model No	Verizon Router	Site	CB4-H
Test Voltage	AC 120V/60Hz	Test Date	2020/11/12
Test Mode	Mode 1: Transmit CDD Mode	Engineer	Elwin Lin
Polarity	Horizontal	Temperature (°C)	21.0
Test Condition	802.11a,Ch48,5.24G,BW20M	Humidity (%RH)	58.0



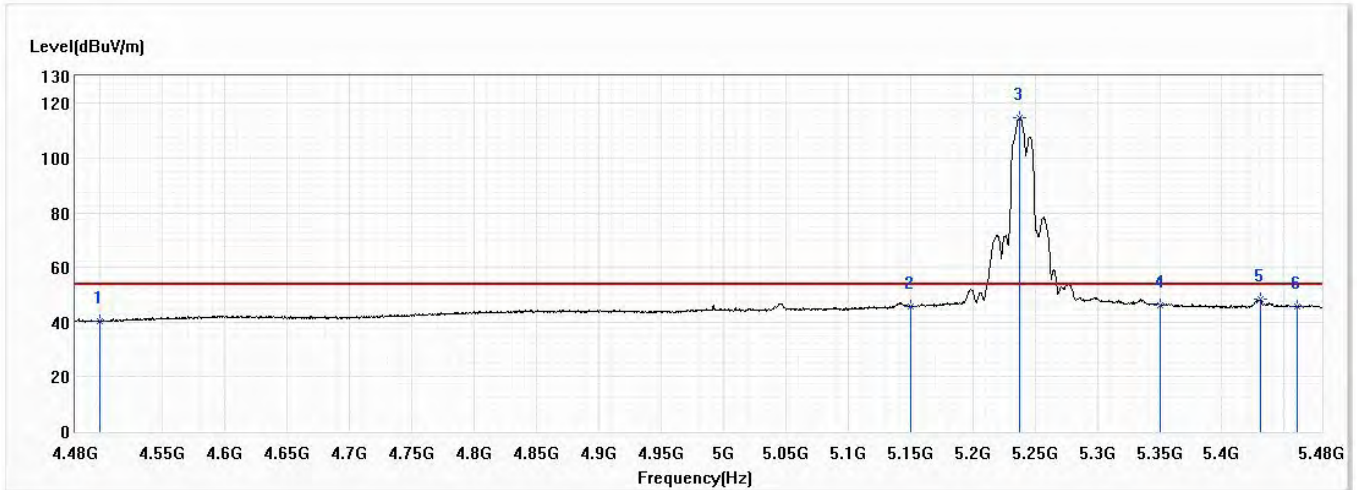
No	Frequency (MHz)	Emission Level (dBuV/m)	Limit (dBuV/m)	Margin (dB)	Reading Level (dBuV)	Correct Factor (dB)	Detector Type
1	4500.000	51.23	74.00	-22.77	30.99	20.24	PK
2	5150.000	55.69	74.00	-18.31	33.18	22.51	PK
! 3	5238.000	123.51	74.00	49.51	100.92	22.59	PK
4	5350.000	57.50	74.00	-16.50	34.80	22.70	PK
5	5431.000	59.00	74.00	-15.00	36.22	22.78	PK
6	5460.000	55.89	74.00	-18.11	33.08	22.81	PK

Note:

1. All reading above 1GHz is performed with peak and/or average measurements as necessary.
2. Emission Level = Reading Level + Correct Factor.
3. The average measurement was not performed when the peak measured data under the limit of average detection. If the readings given are average, peak measurement should also be supplied.
4. The fundamental for reference only, it's not restricted by unwanted emission limit.



Model No	Verizon Router	Site	CB4-H
Test Voltage	AC 120V/60Hz	Test Date	2020/11/12
Test Mode	Mode 1: Transmit CDD Mode	Engineer	Elwin Lin
Polarity	Horizontal	Temperature (°C)	21.0
Test Condition	802.11a,Ch48,5.24G,BW20M	Humidity (%RH)	58.0

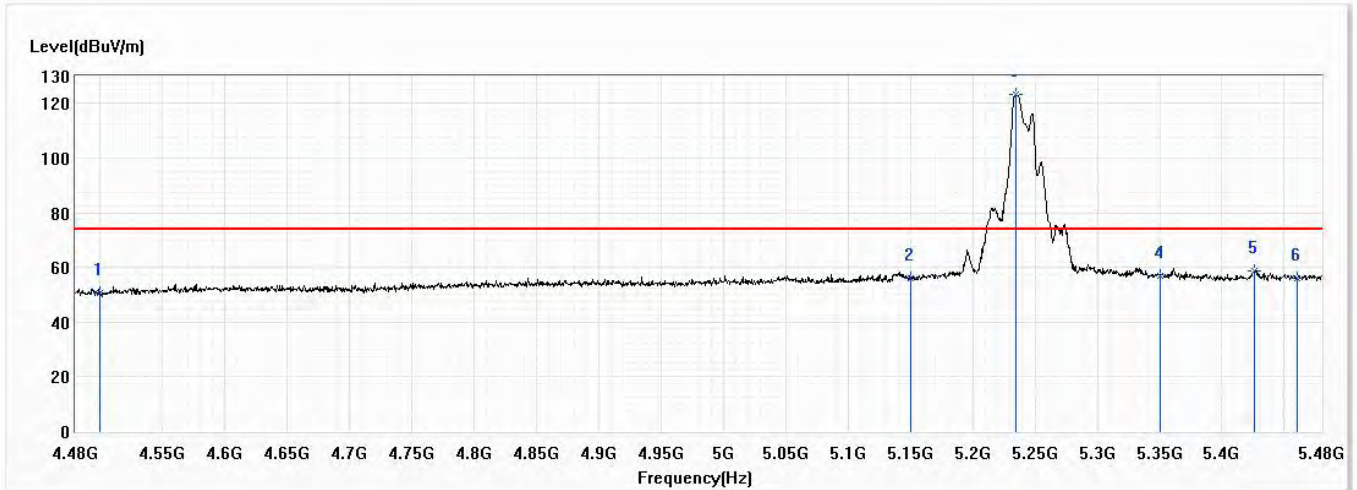


No	Frequency (MHz)	Emission Level (dBuV/m)	Limit (dBuV/m)	Margin (dB)	Reading Level (dBuV)	Correct Factor (dB)	Detector Type
1	4500.000	40.28	54.00	-13.72	20.04	20.24	AV
2	5150.000	45.92	54.00	-8.08	23.41	22.51	AV
! 3	5238.000	114.85	54.00	60.85	92.26	22.59	AV
4	5350.000	46.34	54.00	-7.66	23.64	22.70	AV
5	5431.000	48.43	54.00	-5.57	25.65	22.78	AV
6	5460.000	45.58	54.00	-8.42	22.77	22.81	AV

Note:

1. All reading above 1GHz is performed with peak and/or average measurements as necessary.
2. Emission Level = Reading Level + Correct Factor.
3. The average measurement was not performed when the peak measured data under the limit of average detection. If the readings given are average, peak measurement should also be supplied.
4. The fundamental for reference only, it's not restricted by unwanted emission limit.

Model No	Verizon Router	Site	CB4-H
Test Voltage	AC 120V/60Hz	Test Date	2020/11/12
Test Mode	Mode 1: Transmit CDD Mode	Engineer	Elwin Lin
Polarity	Vertical	Temperature (°C)	21.0
Test Condition	802.11a,Ch48,5.24G,BW20M	Humidity (%RH)	58.0

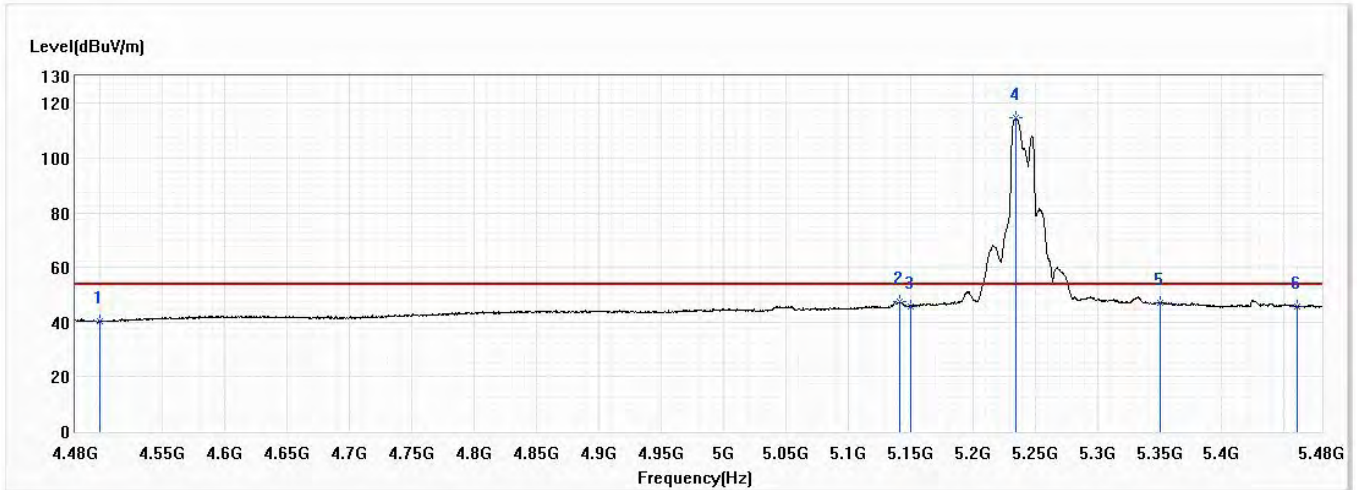


No	Frequency (MHz)	Emission Level (dBuV/m)	Limit (dBuV/m)	Margin (dB)	Reading Level (dBuV)	Correct Factor (dB)	Detector Type
1	4500.000	50.73	74.00	-23.27	30.49	20.24	PK
2	5150.000	55.98	74.00	-18.02	33.47	22.51	PK
! 3	5235.000	123.33	74.00	49.33	100.75	22.58	PK
4	5350.000	56.82	74.00	-17.18	34.12	22.70	PK
5	5426.000	58.71	74.00	-15.29	35.93	22.78	PK
6	5460.000	56.19	74.00	-17.81	33.38	22.81	PK

Note:

1. All reading above 1GHz is performed with peak and/or average measurements as necessary.
2. Emission Level = Reading Level + Correct Factor.
3. The average measurement was not performed when the peak measured data under the limit of average detection. If the readings given are average, peak measurement should also be supplied.
4. The fundamental for reference only, it's not restricted by unwanted emission limit.

Model No	Verizon Router	Site	CB4-H
Test Voltage	AC 120V/60Hz	Test Date	2020/11/12
Test Mode	Mode 1: Transmit CDD Mode	Engineer	Elwin Lin
Polarity	Vertical	Temperature (°C)	21.0
Test Condition	802.11a,Ch48,5.24G,BW20M	Humidity (%RH)	58.0

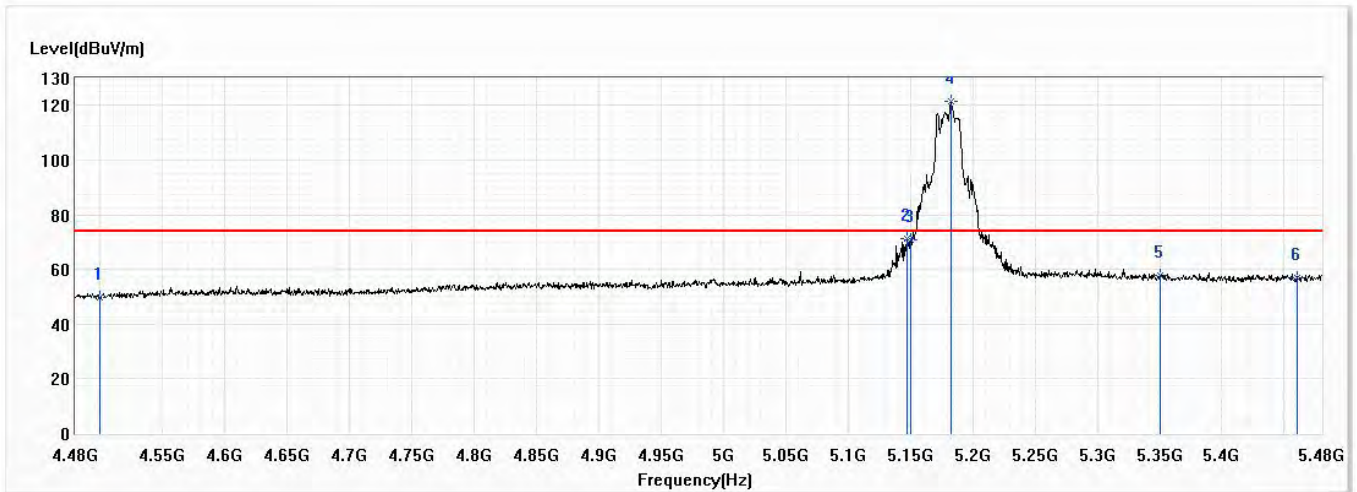


No	Frequency (MHz)	Emission Level (dBuV/m)	Limit (dBuV/m)	Margin (dB)	Reading Level (dBuV)	Correct Factor (dB)	Detector Type
1	4500.000	40.17	54.00	-13.83	19.93	20.24	AV
2	5141.000	47.47	54.00	-6.53	24.96	22.51	AV
3	5150.000	45.90	54.00	-8.10	23.39	22.51	AV
! 4	5234.500	114.70	54.00	60.70	92.12	22.58	AV
5	5350.000	46.96	54.00	-7.04	24.26	22.70	AV
6	5460.000	45.77	54.00	-8.23	22.96	22.81	AV

Note:

1. All reading above 1GHz is performed with peak and/or average measurements as necessary.
2. Emission Level = Reading Level + Correct Factor.
3. The average measurement was not performed when the peak measured data under the limit of average detection. If the readings given are average, peak measurement should also be supplied.
4. The fundamental for reference only, it's not restricted by unwanted emission limit.

Model No	Verizon Router	Site	CB4-H
Test Voltage	AC 120V/60Hz	Test Date	2020/11/12
Test Mode	Mode 2: Transmit RU Mode_Full	Engineer	Elwin Lin
Polarity	Horizontal	Temperature (°C)	21.0
Test Condition	802.11ax,Ch36,5.18G,BW20M	Humidity (%RH)	58.0

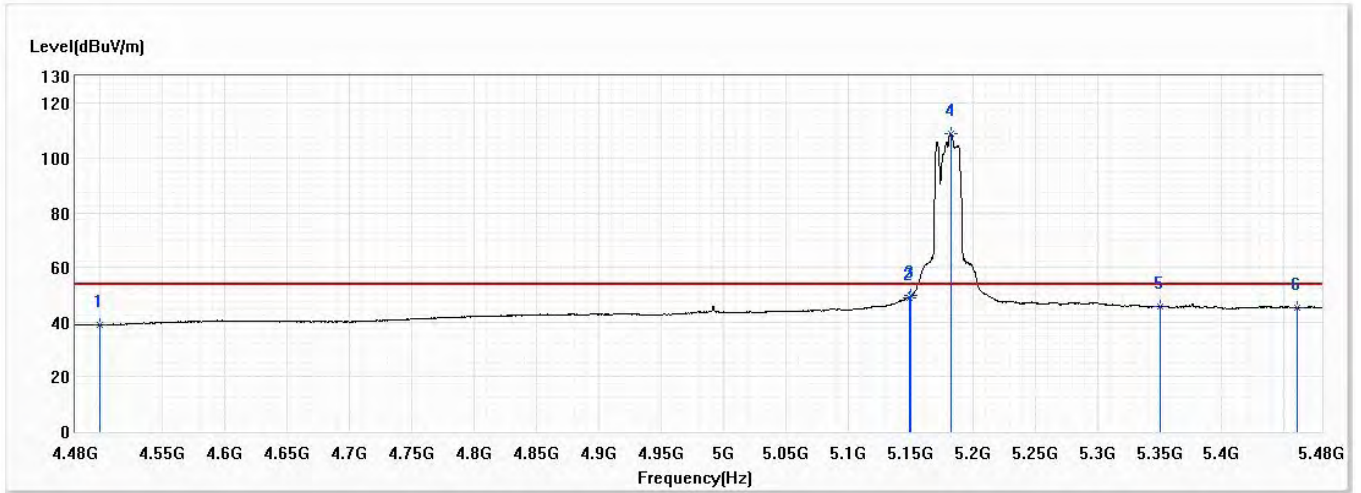


No	Frequency (MHz)	Emission Level (dBuV/m)	Limit (dBuV/m)	Margin (dB)	Reading Level (dBuV)	Correct Factor (dB)	Detector Type
1	4500.000	49.97	74.00	-24.03	29.73	20.24	PK
2	5147.000	71.37	74.00	-2.63	48.86	22.51	PK
3	5150.000	71.04	74.00	-2.96	48.53	22.51	PK
! 4	5182.500	121.29	74.00	47.29	98.75	22.54	PK
5	5350.000	57.66	74.00	-16.34	34.96	22.70	PK
6	5460.000	56.99	74.00	-17.01	34.18	22.81	PK

Note:

1. All reading above 1GHz is performed with peak and/or average measurements as necessary.
2. Emission Level = Reading Level + Correct Factor.
3. The average measurement was not performed when the peak measured data under the limit of average detection. If the readings given are average, peak measurement should also be supplied.
4. The fundamental for reference only, it's not restricted by unwanted emission limit.

Model No	Verizon Router	Site	CB4-H
Test Voltage	AC 120V/60Hz	Test Date	2020/11/12
Test Mode	Mode 2: Transmit RU Mode_Full	Engineer	Elwin Lin
Polarity	Horizontal	Temperature (°C)	21.0
Test Condition	802.11ax,Ch36,5.18G,BW20M	Humidity (%RH)	58.0



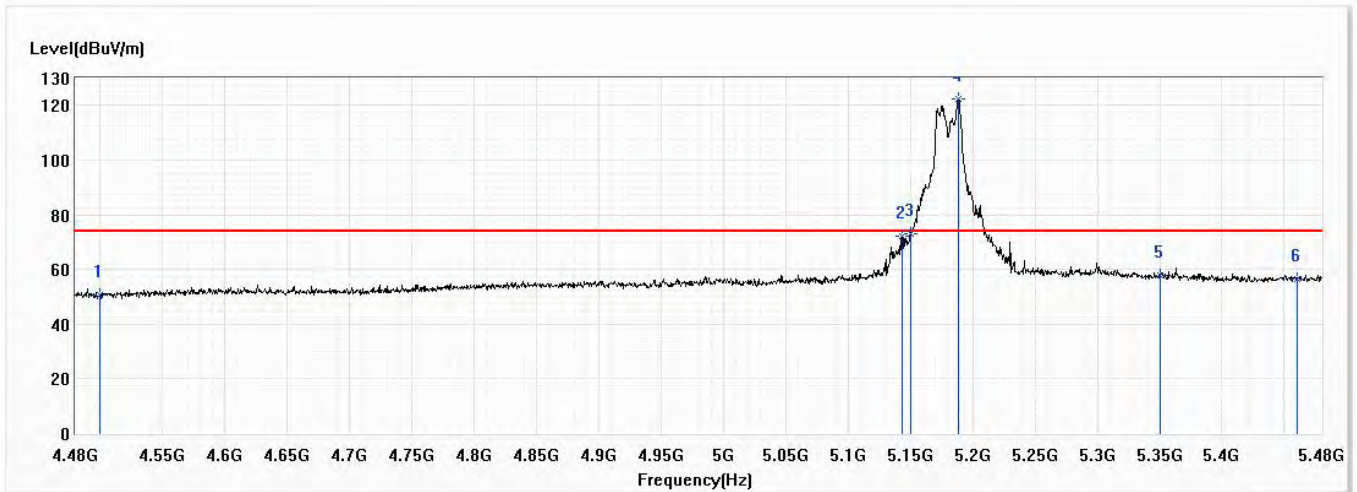
No	Frequency (MHz)	Emission Level (dBuV/m)	Limit (dBuV/m)	Margin (dB)	Reading Level (dBuV)	Correct Factor (dB)	Detector Type
1	4500.000	38.83	54.00	-15.17	18.59	20.24	AV
2	5149.000	49.01	54.00	-4.99	26.50	22.51	AV
3	5150.000	49.56	54.00	-4.44	27.05	22.51	AV
! 4	5182.500	108.96	54.00	54.96	86.42	22.54	AV
5	5350.000	45.86	54.00	-8.14	23.16	22.70	AV
6	5460.000	45.22	54.00	-8.78	22.41	22.81	AV

Note:

1. All reading above 1GHz is performed with peak and/or average measurements as necessary.
2. Emission Level = Reading Level + Correct Factor.
3. The average measurement was not performed when the peak measured data under the limit of average detection. If the readings given are average, peak measurement should also be supplied.
4. The fundamental for reference only, it's not restricted by unwanted emission limit.



Model No	Verizon Router	Site	CB4-H
Test Voltage	AC 120V/60Hz	Test Date	2020/11/12
Test Mode	Mode 2: Transmit RU Mode_Full	Engineer	Elwin Lin
Polarity	Vertical	Temperature (°C)	21.0
Test Condition	802.11ax,Ch36,5.18G,BW20M	Humidity (%RH)	58.0

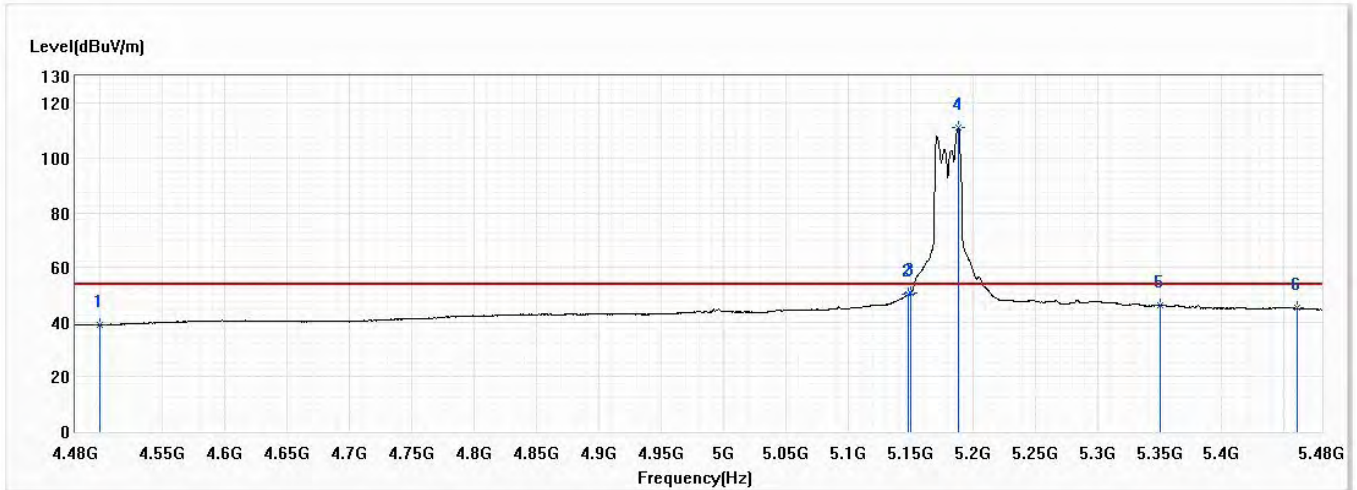


No	Frequency (MHz)	Emission Level (dBuV/m)	Limit (dBuV/m)	Margin (dB)	Reading Level (dBuV)	Correct Factor (dB)	Detector Type
1	4500.000	50.63	74.00	-23.37	30.39	20.24	PK
2	5143.500	72.14	74.00	-1.86	49.63	22.51	PK
3	5150.000	73.10	74.00	-0.90	50.59	22.51	PK
! 4	5188.500	122.38	74.00	48.38	99.83	22.55	PK
5	5350.000	57.78	74.00	-16.22	35.08	22.70	PK
6	5460.000	56.59	74.00	-17.41	33.78	22.81	PK

Note:

1. All reading above 1GHz is performed with peak and/or average measurements as necessary.
2. Emission Level = Reading Level + Correct Factor.
3. The average measurement was not performed when the peak measured data under the limit of average detection. If the readings given are average, peak measurement should also be supplied.
4. The fundamental for reference only, it's not restricted by unwanted emission limit.

Model No	Verizon Router	Site	CB4-H
Test Voltage	AC 120V/60Hz	Test Date	2020/11/12
Test Mode	Mode 2: Transmit RU Mode_Full	Engineer	Elwin Lin
Polarity	Vertical	Temperature (°C)	21.0
Test Condition	802.11ax,Ch36,5.18G,BW20M	Humidity (%RH)	58.0

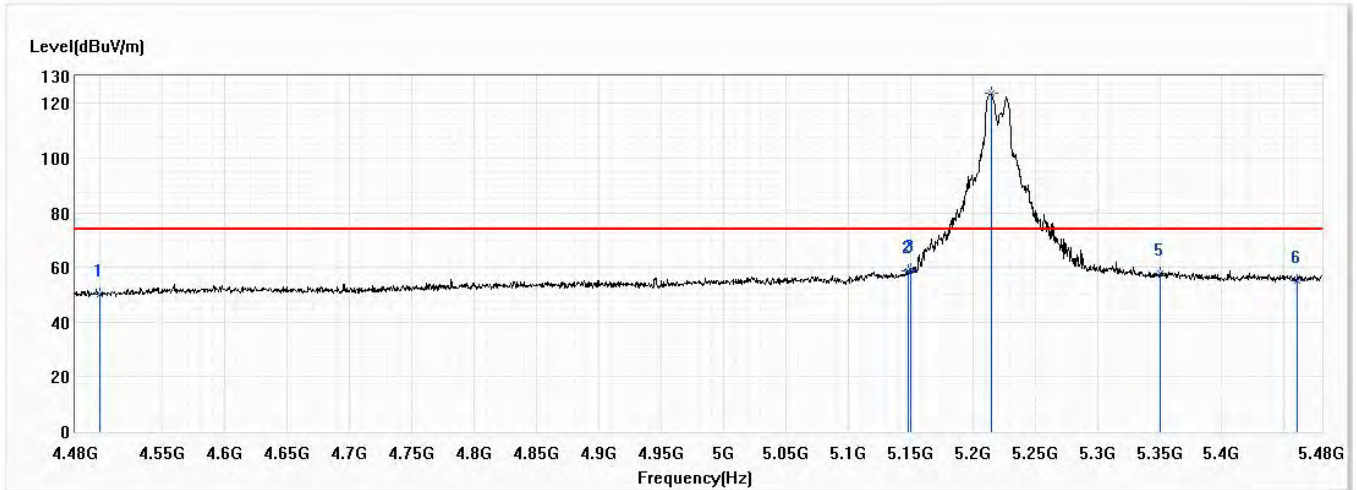


No	Frequency (MHz)	Emission Level (dBuV/m)	Limit (dBuV/m)	Margin (dB)	Reading Level (dBuV)	Correct Factor (dB)	Detector Type
1	4500.000	38.85	54.00	-15.15	18.61	20.24	AV
2	5148.500	50.41	54.00	-3.59	27.90	22.51	AV
3	5150.000	50.73	54.00	-3.27	28.22	22.51	AV
! 4	5188.500	111.16	54.00	57.16	88.61	22.55	AV
5	5350.000	46.14	54.00	-7.86	23.44	22.70	AV
6	5460.000	45.08	54.00	-8.92	22.27	22.81	AV

Note:

1. All reading above 1GHz is performed with peak and/or average measurements as necessary.
2. Emission Level = Reading Level + Correct Factor.
3. The average measurement was not performed when the peak measured data under the limit of average detection. If the readings given are average, peak measurement should also be supplied.
4. The fundamental for reference only, it's not restricted by unwanted emission limit.

Model No	Verizon Router	Site	CB4-H
Test Voltage	AC 120V/60Hz	Test Date	2020/11/12
Test Mode	Mode 2: Transmit RU Mode_Full	Engineer	Elwin Lin
Polarity	Horizontal	Temperature (°C)	21.0
Test Condition	802.11ax,Ch44,5.22G,BW20M	Humidity (%RH)	58.0

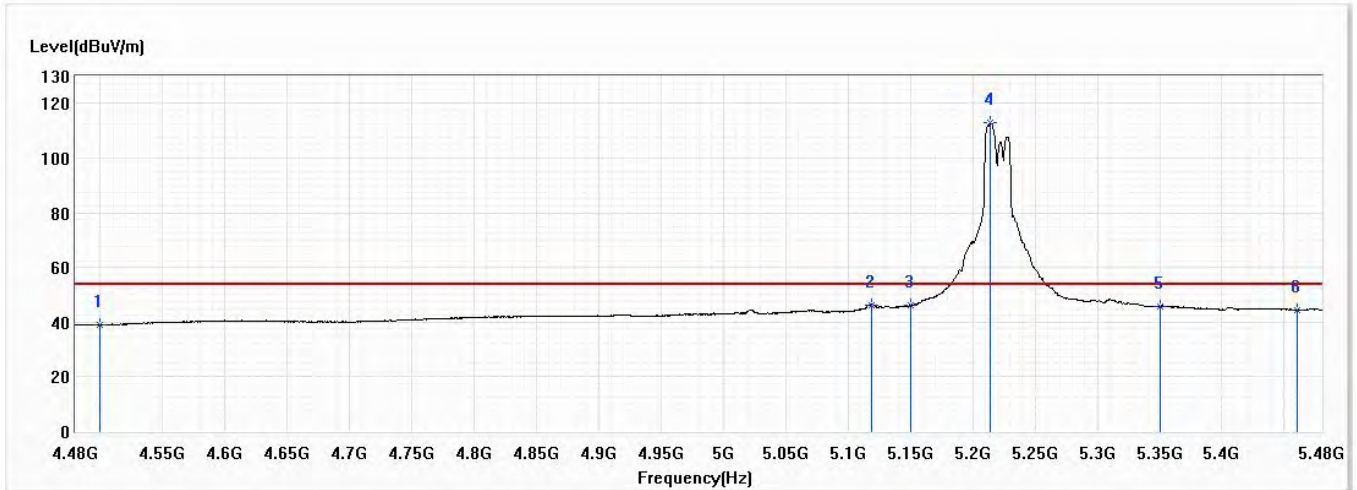


No	Frequency (MHz)	Emission Level (dBuV/m)	Limit (dBuV/m)	Margin (dB)	Reading Level (dBuV)	Correct Factor (dB)	Detector Type
1	4500.000	50.34	74.00	-23.66	30.10	20.24	PK
2	5148.000	58.74	74.00	-15.26	36.23	22.51	PK
3	5150.000	59.00	74.00	-15.00	36.49	22.51	PK
! 4	5215.000	123.68	74.00	49.68	101.11	22.57	PK
5	5350.000	57.88	74.00	-16.12	35.18	22.70	PK
6	5460.000	55.28	74.00	-18.72	32.47	22.81	PK

Note:

1. All reading above 1GHz is performed with peak and/or average measurements as necessary.
2. Emission Level = Reading Level + Correct Factor.
3. The average measurement was not performed when the peak measured data under the limit of average detection. If the readings given are average, peak measurement should also be supplied.
4. The fundamental for reference only, it's not restricted by unwanted emission limit.

Model No	Verizon Router	Site	CB4-H
Test Voltage	AC 120V/60Hz	Test Date	2020/11/12
Test Mode	Mode 2: Transmit RU Mode_Full	Engineer	Elwin Lin
Polarity	Horizontal	Temperature (°C)	21.0
Test Condition	802.11ax,Ch44,5.22G,BW20M	Humidity (%RH)	58.0

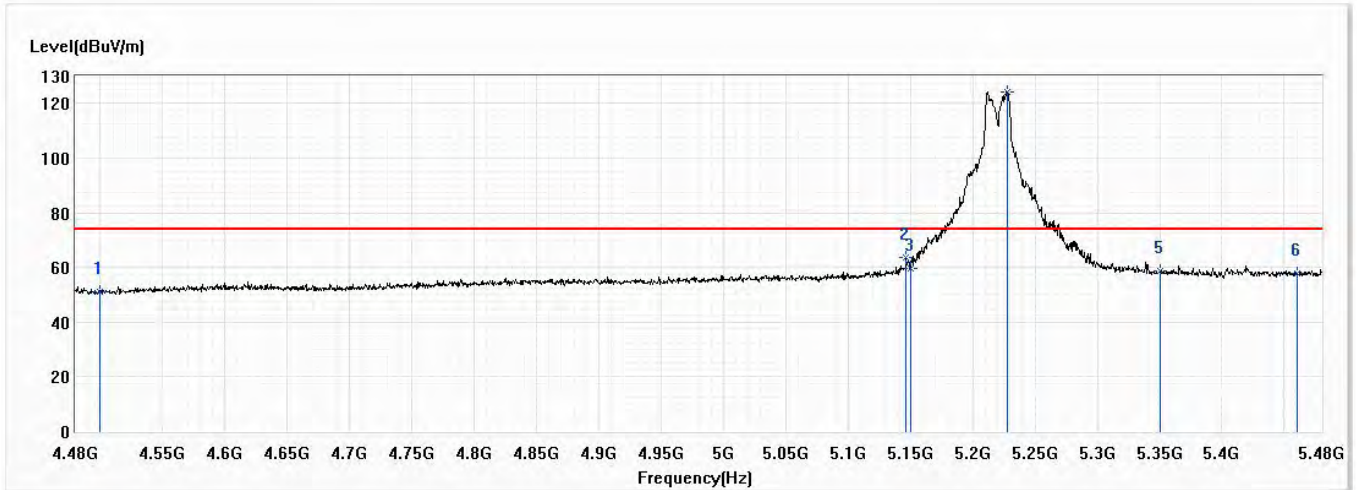


No	Frequency (MHz)	Emission Level (dBuV/m)	Limit (dBuV/m)	Margin (dB)	Reading Level (dBuV)	Correct Factor (dB)	Detector Type
1	4500.000	38.91	54.00	-15.09	18.67	20.24	AV
2	5118.500	46.37	54.00	-7.63	23.88	22.49	AV
3	5150.000	45.98	54.00	-8.02	23.47	22.51	AV
! 4	5214.500	112.85	54.00	58.85	90.28	22.57	AV
5	5350.000	45.81	54.00	-8.19	23.11	22.70	AV
6	5460.000	44.33	54.00	-9.67	21.52	22.81	AV

Note:

1. All reading above 1GHz is performed with peak and/or average measurements as necessary.
2. Emission Level = Reading Level + Correct Factor.
3. The average measurement was not performed when the peak measured data under the limit of average detection. If the readings given are average, peak measurement should also be supplied.
4. The fundamental for reference only, it's not restricted by unwanted emission limit.

Model No	Verizon Router	Site	CB4-H
Test Voltage	AC 120V/60Hz	Test Date	2020/11/12
Test Mode	Mode 2: Transmit RU Mode_Full	Engineer	Elwin Lin
Polarity	Vertical	Temperature (°C)	21.0
Test Condition	802.11ax,Ch44,5.22G,BW20M	Humidity (%RH)	58.0



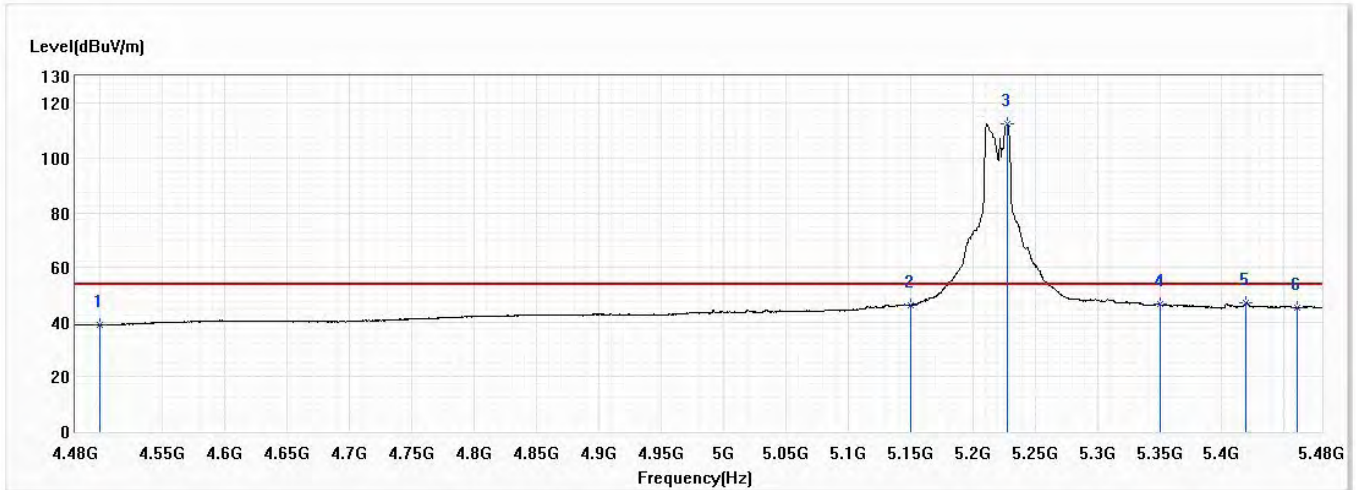
No	Frequency (MHz)	Emission Level (dBuV/m)	Limit (dBuV/m)	Margin (dB)	Reading Level (dBuV)	Correct Factor (dB)	Detector Type
1	4500.000	51.15	74.00	-22.85	30.91	20.24	PK
2	5146.500	63.74	74.00	-10.26	41.23	22.51	PK
3	5150.000	59.79	74.00	-14.21	37.28	22.51	PK
! 4	5227.500	124.23	74.00	50.23	101.65	22.58	PK
5	5350.000	58.67	74.00	-15.33	35.97	22.70	PK
6	5460.000	57.90	74.00	-16.10	35.09	22.81	PK

Note:

1. All reading above 1GHz is performed with peak and/or average measurements as necessary.
2. Emission Level = Reading Level + Correct Factor.
3. The average measurement was not performed when the peak measured data under the limit of average detection. If the readings given are average, peak measurement should also be supplied.
4. The fundamental for reference only, it's not restricted by unwanted emission limit.



Model No	Verizon Router	Site	CB4-H
Test Voltage	AC 120V/60Hz	Test Date	2020/11/12
Test Mode	Mode 2: Transmit RU Mode_Full	Engineer	Elwin Lin
Polarity	Vertical	Temperature (°C)	21.0
Test Condition	802.11ax,Ch44,5.22G,BW20M	Humidity (%RH)	58.0

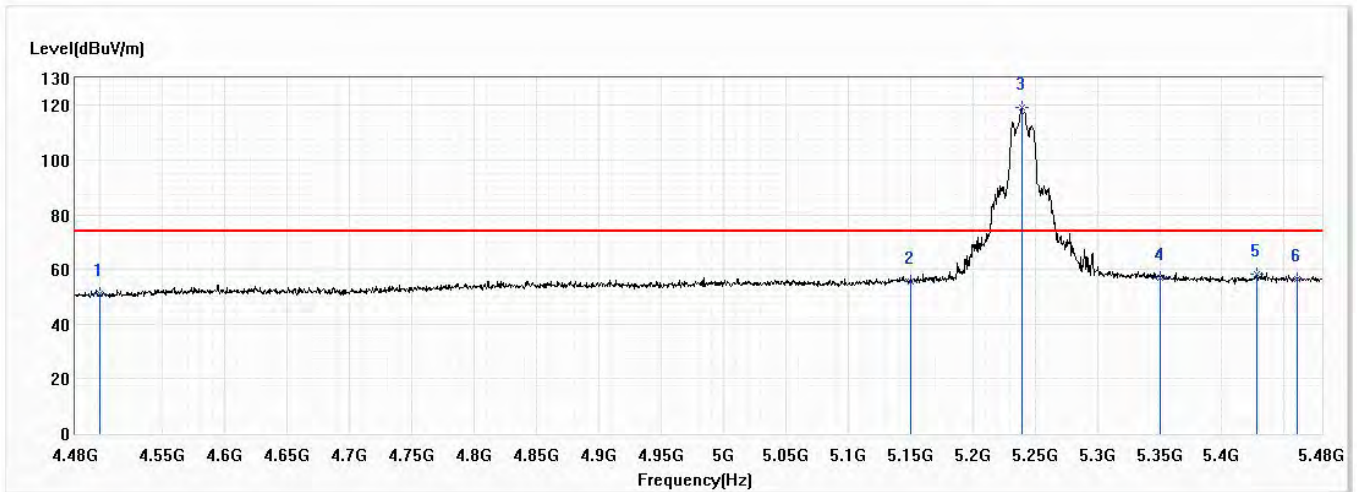


No	Frequency (MHz)	Emission Level (dBuV/m)	Limit (dBuV/m)	Margin (dB)	Reading Level (dBuV)	Correct Factor (dB)	Detector Type
1	4500.000	38.88	54.00	-15.12	18.64	20.24	AV
2	5150.000	46.13	54.00	-7.87	23.62	22.51	AV
! 3	5227.500	112.46	54.00	58.46	89.88	22.58	AV
4	5350.000	46.44	54.00	-7.56	23.74	22.70	AV
5	5419.000	46.97	54.00	-7.03	24.20	22.77	AV
6	5460.000	45.40	54.00	-8.60	22.59	22.81	AV

Note:

1. All reading above 1GHz is performed with peak and/or average measurements as necessary.
2. Emission Level = Reading Level + Correct Factor.
3. The average measurement was not performed when the peak measured data under the limit of average detection. If the readings given are average, peak measurement should also be supplied.
4. The fundamental for reference only, it's not restricted by unwanted emission limit.

Model No	Verizon Router	Site	CB4-H
Test Voltage	AC 120V/60Hz	Test Date	2020/11/12
Test Mode	Mode 2: Transmit RU Mode_Full	Engineer	Elwin Lin
Polarity	Horizontal	Temperature (°C)	21.0
Test Condition	802.11ax,Ch48,5.24G,BW20M	Humidity (%RH)	58.0

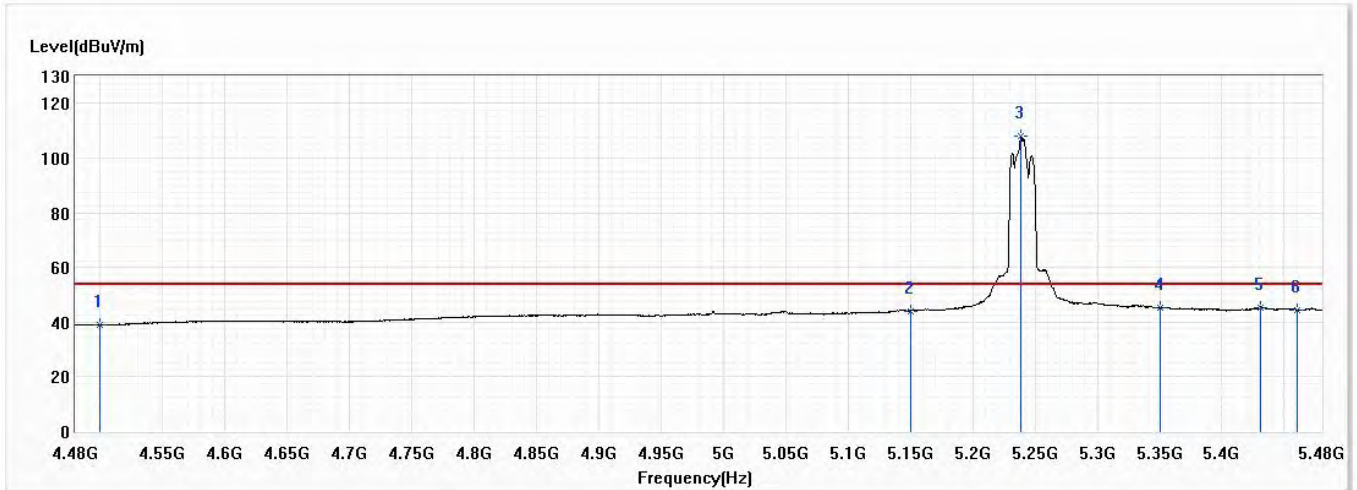


No	Frequency (MHz)	Emission Level (dBuV/m)	Limit (dBuV/m)	Margin (dB)	Reading Level (dBuV)	Correct Factor (dB)	Detector Type
1	4500.000	51.18	74.00	-22.82	30.94	20.24	PK
2	5150.000	55.47	74.00	-18.53	32.96	22.51	PK
! 3	5239.500	119.37	74.00	45.37	96.78	22.59	PK
4	5350.000	56.77	74.00	-17.23	34.07	22.70	PK
5	5427.500	58.49	74.00	-15.51	35.71	22.78	PK
6	5460.000	56.60	74.00	-17.40	33.79	22.81	PK

Note:

1. All reading above 1GHz is performed with peak and/or average measurements as necessary.
2. Emission Level = Reading Level + Correct Factor.
3. The average measurement was not performed when the peak measured data under the limit of average detection. If the readings given are average, peak measurement should also be supplied.
4. The fundamental for reference only, it's not restricted by unwanted emission limit.

Model No	Verizon Router	Site	CB4-H
Test Voltage	AC 120V/60Hz	Test Date	2020/11/12
Test Mode	Mode 2: Transmit RU Mode_Full	Engineer	Elwin Lin
Polarity	Horizontal	Temperature (°C)	21.0
Test Condition	802.11ax,Ch48,5.24G,BW20M	Humidity (%RH)	58.0

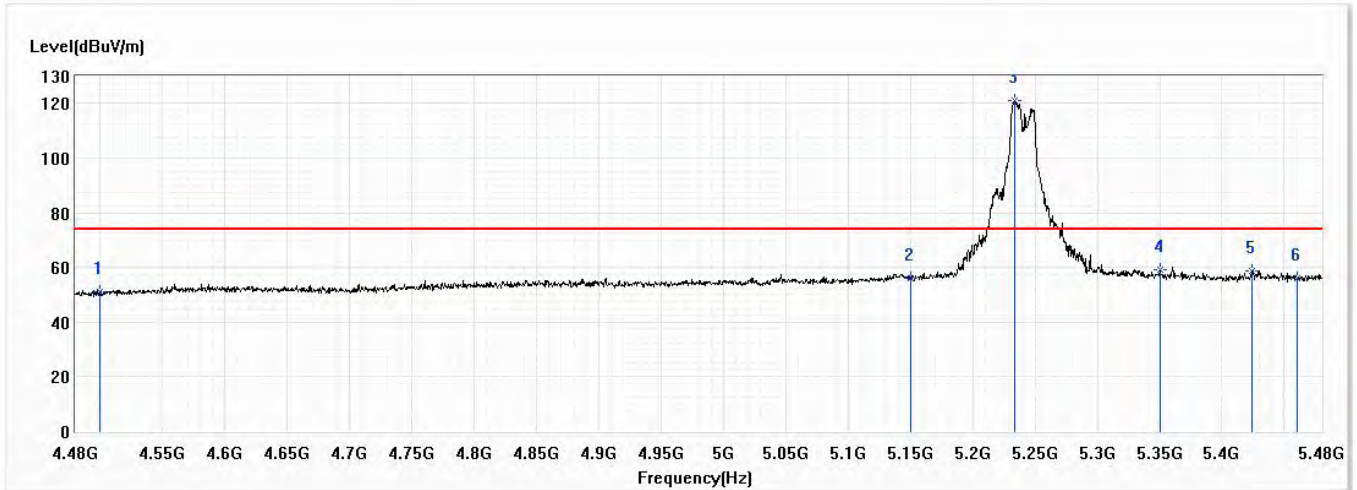


No	Frequency (MHz)	Emission Level (dBuV/m)	Limit (dBuV/m)	Margin (dB)	Reading Level (dBuV)	Correct Factor (dB)	Detector Type
1	4500.000	38.88	54.00	-15.12	18.64	20.24	AV
2	5150.000	44.03	54.00	-9.97	21.52	22.51	AV
! 3	5239.000	107.94	54.00	53.94	85.35	22.59	AV
4	5350.000	45.50	54.00	-8.50	22.80	22.70	AV
5	5430.500	45.35	54.00	-8.65	22.57	22.78	AV
6	5460.000	44.58	54.00	-9.42	21.77	22.81	AV

Note:

1. All reading above 1GHz is performed with peak and/or average measurements as necessary.
2. Emission Level = Reading Level + Correct Factor.
3. The average measurement was not performed when the peak measured data under the limit of average detection. If the readings given are average, peak measurement should also be supplied.
4. The fundamental for reference only, it's not restricted by unwanted emission limit.

Model No	Verizon Router	Site	CB4-H
Test Voltage	AC 120V/60Hz	Test Date	2020/11/12
Test Mode	Mode 2: Transmit RU Mode_Full	Engineer	Elwin Lin
Polarity	Vertical	Temperature (°C)	21.0
Test Condition	802.11ax,Ch48,5.24G,BW20M	Humidity (%RH)	58.0

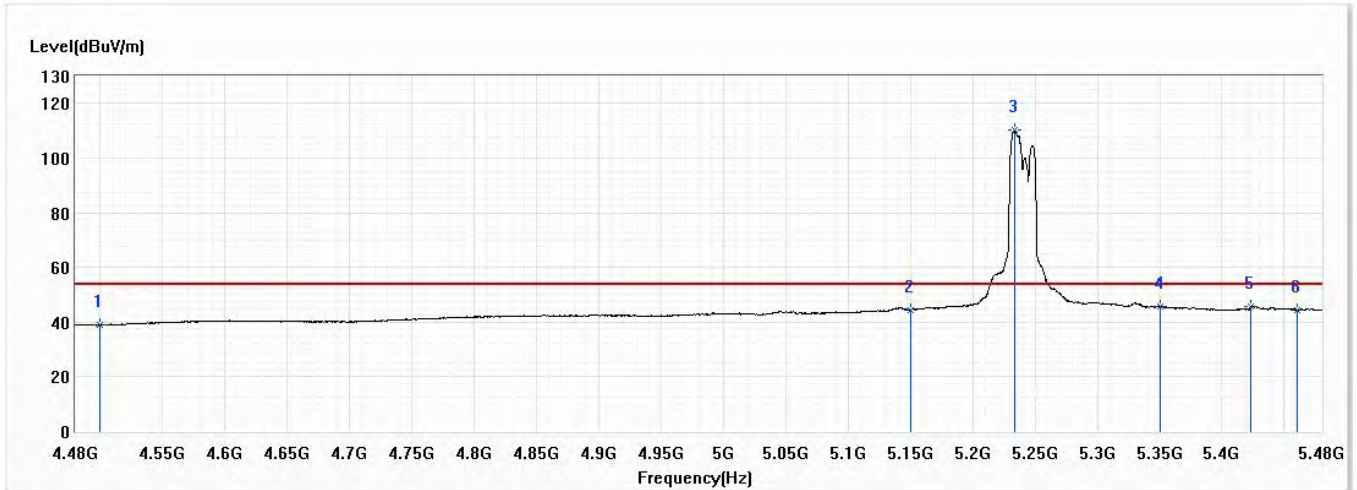


No	Frequency (MHz)	Emission Level (dBuV/m)	Limit (dBuV/m)	Margin (dB)	Reading Level (dBuV)	Correct Factor (dB)	Detector Type
1	4500.000	51.22	74.00	-22.78	30.98	20.24	PK
2	5150.000	56.08	74.00	-17.92	33.57	22.51	PK
! 3	5233.500	121.14	74.00	47.14	98.56	22.58	PK
4	5350.000	59.00	74.00	-15.00	36.30	22.70	PK
5	5424.500	58.79	74.00	-15.21	36.02	22.77	PK
6	5460.000	56.08	74.00	-17.92	33.27	22.81	PK

Note:

1. All reading above 1GHz is performed with peak and/or average measurements as necessary.
2. Emission Level = Reading Level + Correct Factor.
3. The average measurement was not performed when the peak measured data under the limit of average detection. If the readings given are average, peak measurement should also be supplied.
4. The fundamental for reference only, it's not restricted by unwanted emission limit.

Model No	Verizon Router	Site	CB4-H
Test Voltage	AC 120V/60Hz	Test Date	2020/11/12
Test Mode	Mode 2: Transmit RU Mode_Full	Engineer	Elwin Lin
Polarity	Vertical	Temperature (°C)	21.0
Test Condition	802.11ax,Ch48,5.24G,BW20M	Humidity (%RH)	58.0



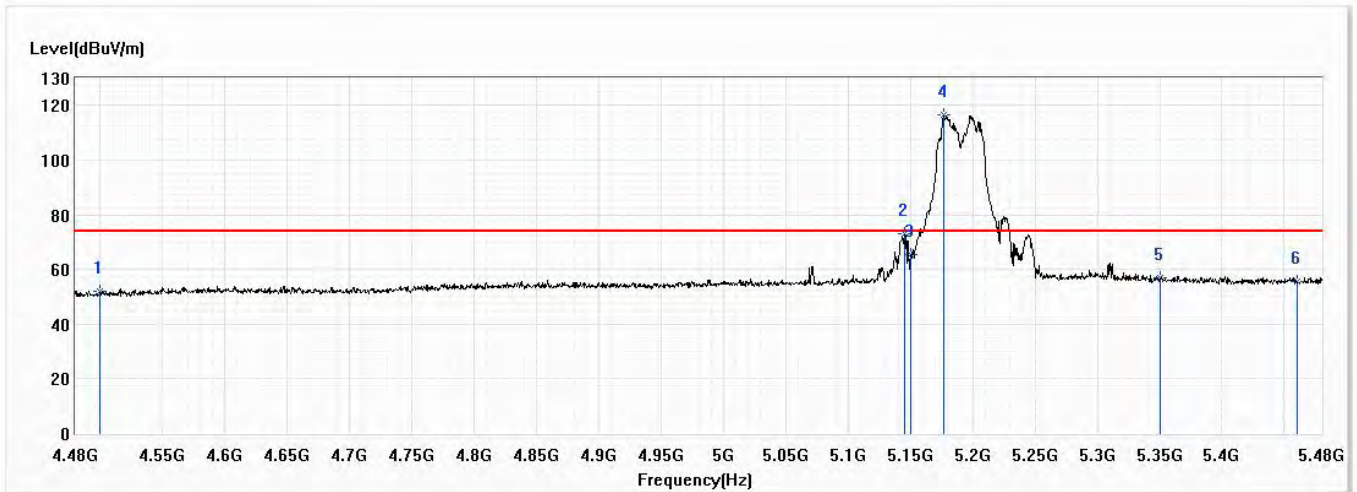
No	Frequency (MHz)	Emission Level (dBuV/m)	Limit (dBuV/m)	Margin (dB)	Reading Level (dBuV)	Correct Factor (dB)	Detector Type
1	4500.000	39.12	54.00	-14.88	18.88	20.24	AV
2	5150.000	44.54	54.00	-9.46	22.03	22.51	AV
! 3	5233.500	110.22	54.00	56.22	87.64	22.58	AV
4	5350.000	45.57	54.00	-8.43	22.87	22.70	AV
5	5423.500	45.76	54.00	-8.24	22.99	22.77	AV
6	5460.000	44.43	54.00	-9.57	21.62	22.81	AV

Note:

1. All reading above 1GHz is performed with peak and/or average measurements as necessary.
2. Emission Level = Reading Level + Correct Factor.
3. The average measurement was not performed when the peak measured data under the limit of average detection. If the readings given are average, peak measurement should also be supplied.
4. The fundamental for reference only, it's not restricted by unwanted emission limit.



Model No	Verizon Router	Site	CB4-H
Test Voltage	AC 120V/60Hz	Test Date	2020/11/12
Test Mode	Mode 2: Transmit RU Mode_Full	Engineer	Elwin Lin
Polarity	Horizontal	Temperature (°C)	21.0
Test Condition	802.11ax,Ch38,5.19G,BW40M	Humidity (%RH)	58.0

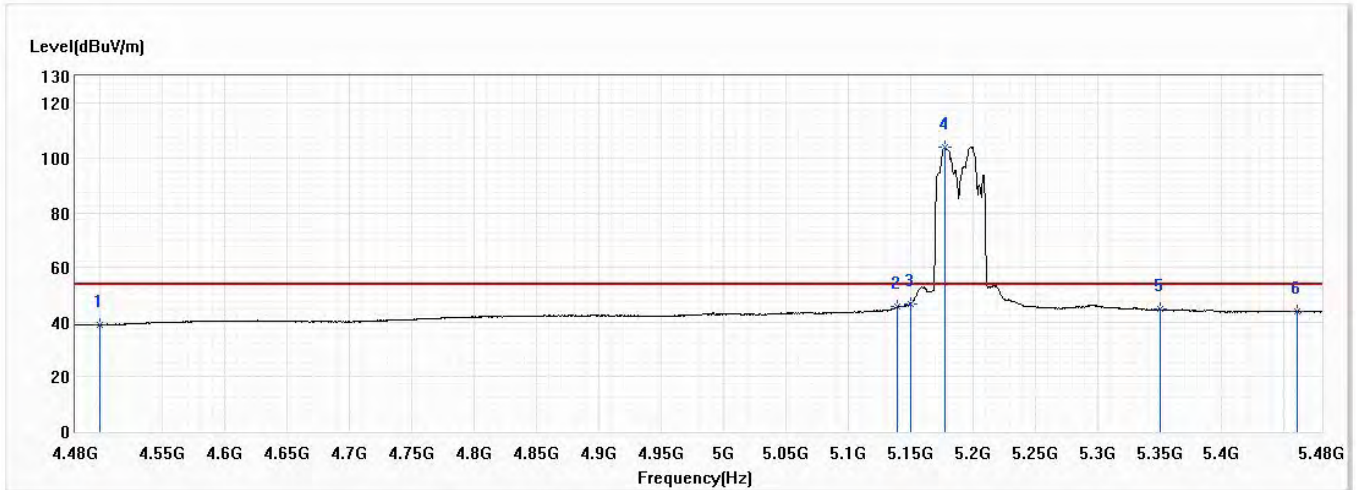


No	Frequency (MHz)	Emission Level (dBuV/m)	Limit (dBuV/m)	Margin (dB)	Reading Level (dBuV)	Correct Factor (dB)	Detector Type
1	4500.000	51.80	74.00	-22.20	31.56	20.24	PK
2	5145.000	72.93	74.00	-1.07	50.42	22.51	PK
3	5150.000	65.47	74.00	-8.53	42.96	22.51	PK
! 4	5176.500	116.34	74.00	42.34	93.81	22.53	PK
5	5350.000	56.83	74.00	-17.17	34.13	22.70	PK
6	5460.000	55.64	74.00	-18.36	32.83	22.81	PK

Note:

1. All reading above 1GHz is performed with peak and/or average measurements as necessary.
2. Emission Level = Reading Level + Correct Factor.
3. The average measurement was not performed when the peak measured data under the limit of average detection. If the readings given are average, peak measurement should also be supplied.
4. The fundamental for reference only, it's not restricted by unwanted emission limit.

Model No	Verizon Router	Site	CB4-H
Test Voltage	AC 120V/60Hz	Test Date	2020/11/12
Test Mode	Mode 2: Transmit RU Mode_Full	Engineer	Elwin Lin
Polarity	Horizontal	Temperature (°C)	21.0
Test Condition	802.11ax,Ch38,5.19G,BW40M	Humidity (%RH)	58.0

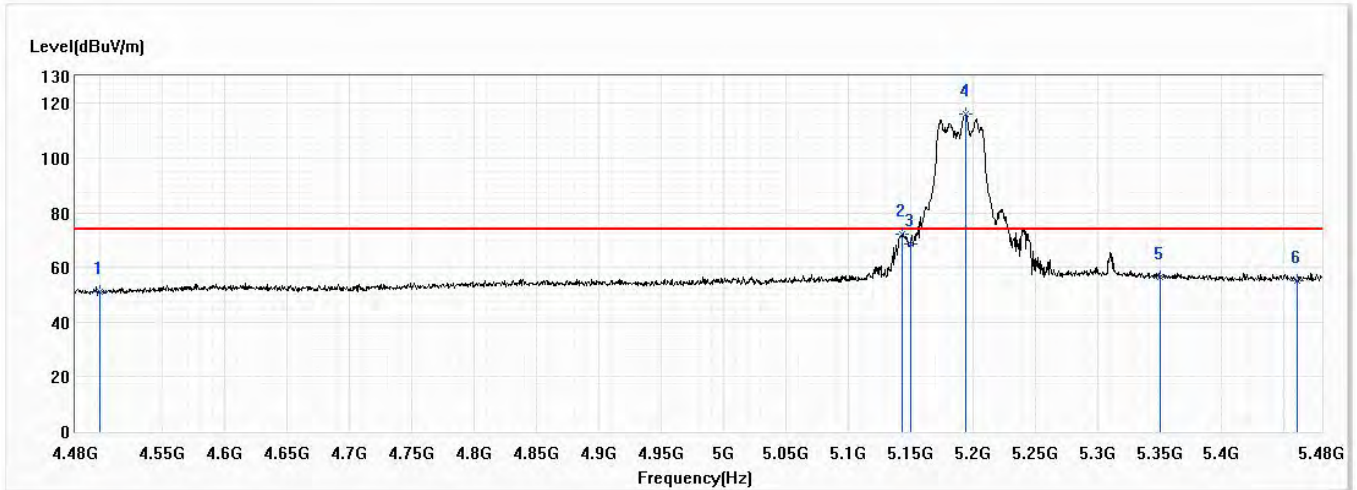


No	Frequency (MHz)	Emission Level (dBuV/m)	Limit (dBuV/m)	Margin (dB)	Reading Level (dBuV)	Correct Factor (dB)	Detector Type
1	4500.000	38.88	54.00	-15.12	18.64	20.24	AV
2	5139.500	45.68	54.00	-8.32	23.17	22.51	AV
3	5150.000	46.65	54.00	-7.35	24.14	22.51	AV
! 4	5177.500	104.04	54.00	50.04	81.50	22.54	AV
5	5350.000	44.66	54.00	-9.34	21.96	22.70	AV
6	5460.000	43.93	54.00	-10.07	21.12	22.81	AV

Note:

1. All reading above 1GHz is performed with peak and/or average measurements as necessary.
2. Emission Level = Reading Level + Correct Factor.
3. The average measurement was not performed when the peak measured data under the limit of average detection. If the readings given are average, peak measurement should also be supplied.
4. The fundamental for reference only, it's not restricted by unwanted emission limit.

Model No	Verizon Router	Site	CB4-H
Test Voltage	AC 120V/60Hz	Test Date	2020/11/12
Test Mode	Mode 2: Transmit RU Mode_Full	Engineer	Elwin Lin
Polarity	Vertical	Temperature (°C)	21.0
Test Condition	802.11ax,Ch38,5.19G,BW40M	Humidity (%RH)	58.0

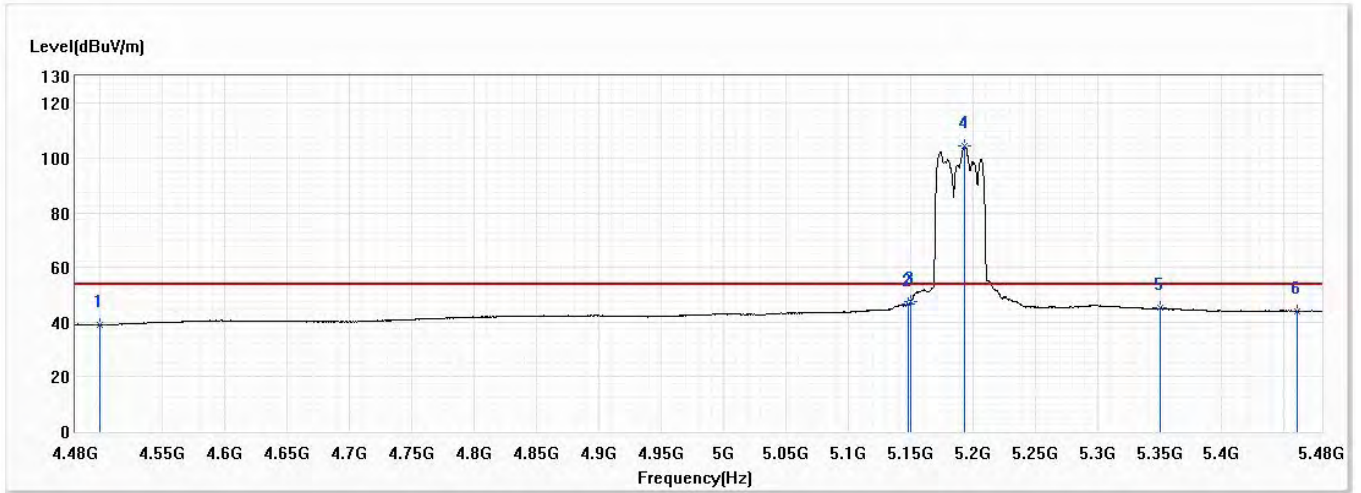


No	Frequency (MHz)	Emission Level (dBuV/m)	Limit (dBuV/m)	Margin (dB)	Reading Level (dBuV)	Correct Factor (dB)	Detector Type
1	4500.000	51.10	74.00	-22.90	30.86	20.24	PK
2	5143.500	72.28	74.00	-1.72	49.77	22.51	PK
3	5150.000	68.66	74.00	-5.34	46.15	22.51	PK
! 4	5194.500	115.92	74.00	41.92	93.37	22.55	PK
5	5350.000	56.61	74.00	-17.39	33.91	22.70	PK
6	5460.000	55.32	74.00	-18.68	32.51	22.81	PK

Note:

1. All reading above 1GHz is performed with peak and/or average measurements as necessary.
2. Emission Level = Reading Level + Correct Factor.
3. The average measurement was not performed when the peak measured data under the limit of average detection. If the readings given are average, peak measurement should also be supplied.
4. The fundamental for reference only, it's not restricted by unwanted emission limit.

Model No	Verizon Router	Site	CB4-H
Test Voltage	AC 120V/60Hz	Test Date	2020/11/12
Test Mode	Mode 2: Transmit RU Mode_Full	Engineer	Elwin Lin
Polarity	Vertical	Temperature (°C)	21.0
Test Condition	802.11ax,Ch38,5.19G,BW40M	Humidity (%RH)	58.0

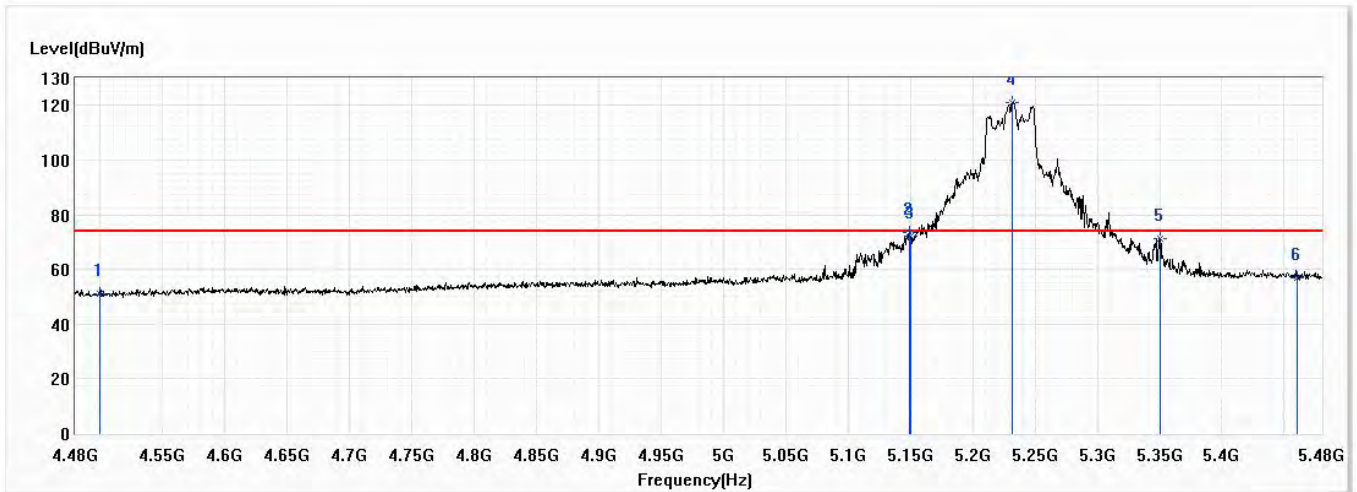


No	Frequency (MHz)	Emission Level (dBuV/m)	Limit (dBuV/m)	Margin (dB)	Reading Level (dBuV)	Correct Factor (dB)	Detector Type
1	4500.000	38.92	54.00	-15.08	18.68	20.24	AV
2	5148.500	46.64	54.00	-7.36	24.13	22.51	AV
3	5150.000	47.37	54.00	-6.63	24.86	22.51	AV
! 4	5193.000	104.30	54.00	50.30	81.75	22.55	AV
5	5350.000	45.11	54.00	-8.89	22.41	22.70	AV
6	5460.000	44.14	54.00	-9.86	21.33	22.81	AV

Note:

1. All reading above 1GHz is performed with peak and/or average measurements as necessary.
2. Emission Level = Reading Level + Correct Factor.
3. The average measurement was not performed when the peak measured data under the limit of average detection. If the readings given are average, peak measurement should also be supplied.
4. The fundamental for reference only, it's not restricted by unwanted emission limit.

Model No	Verizon Router	Site	CB4-H
Test Voltage	AC 120V/60Hz	Test Date	2020/11/12
Test Mode	Mode 2: Transmit RU Mode_Full	Engineer	Elwin Lin
Polarity	Horizontal	Temperature (°C)	21.0
Test Condition	802.11ax,Ch46,5.23G,BW40M	Humidity (%RH)	58.0



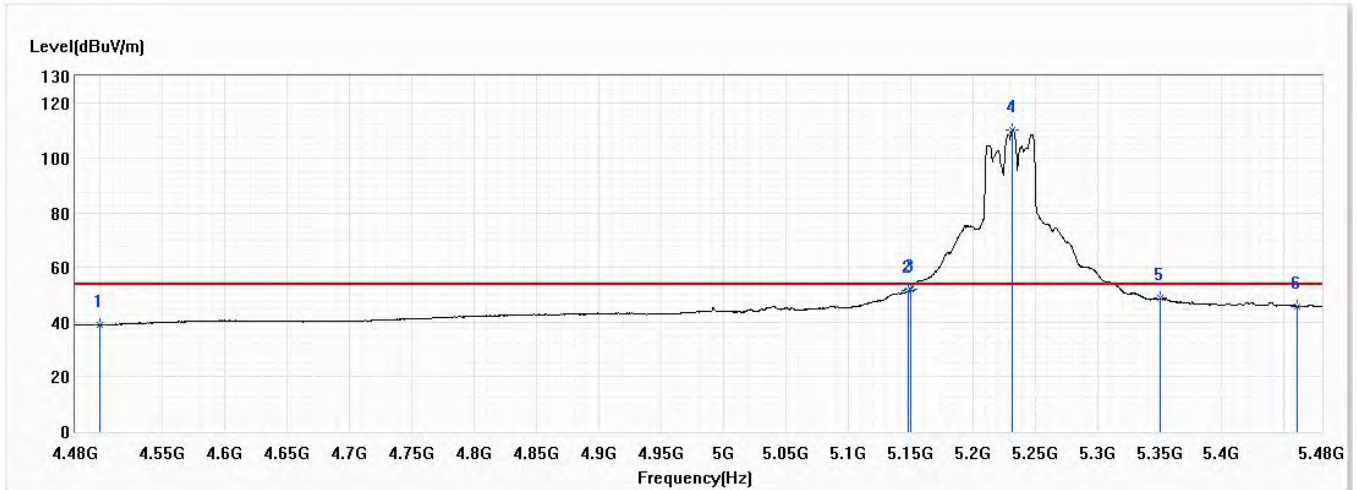
No	Frequency (MHz)	Emission Level (dBuV/m)	Limit (dBuV/m)	Margin (dB)	Reading Level (dBuV)	Correct Factor (dB)	Detector Type
1	4500.000	51.14	74.00	-22.86	30.90	20.24	PK
2	5149.000	73.61	74.00	-0.39	51.10	22.51	PK
3	5150.000	72.28	74.00	-1.72	49.77	22.51	PK
! 4	5231.500	120.97	74.00	46.97	98.39	22.58	PK
5	5350.000	71.21	74.00	-2.79	48.51	22.70	PK
6	5460.000	56.78	74.00	-17.22	33.97	22.81	PK

Note:

1. All reading above 1GHz is performed with peak and/or average measurements as necessary.
2. Emission Level = Reading Level + Correct Factor.
3. The average measurement was not performed when the peak measured data under the limit of average detection. If the readings given are average, peak measurement should also be supplied.
4. The fundamental for reference only, it's not restricted by unwanted emission limit.



Model No	Verizon Router	Site	CB4-H
Test Voltage	AC 120V/60Hz	Test Date	2020/11/12
Test Mode	Mode 2: Transmit RU Mode_Full	Engineer	Elwin Lin
Polarity	Horizontal	Temperature (°C)	21.0
Test Condition	802.11ax,Ch46,5.23G,BW40M	Humidity (%RH)	58.0

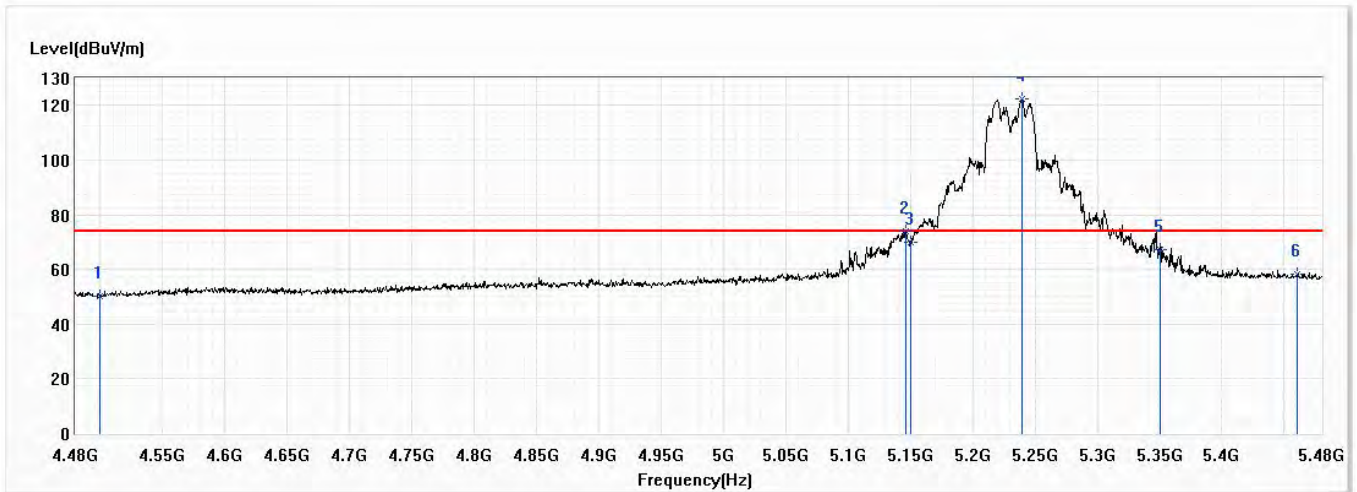


No	Frequency (MHz)	Emission Level (dBuV/m)	Limit (dBuV/m)	Margin (dB)	Reading Level (dBuV)	Correct Factor (dB)	Detector Type
1	4500.000	38.92	54.00	-15.08	18.68	20.24	AV
2	5148.500	51.49	54.00	-2.51	28.98	22.51	AV
3	5150.000	52.06	54.00	-1.94	29.55	22.51	AV
! 4	5232.000	110.49	54.00	56.49	87.91	22.58	AV
5	5350.000	48.67	54.00	-5.33	25.97	22.70	AV
6	5460.000	45.80	54.00	-8.20	22.99	22.81	AV

Note:

1. All reading above 1GHz is performed with peak and/or average measurements as necessary.
2. Emission Level = Reading Level + Correct Factor.
3. The average measurement was not performed when the peak measured data under the limit of average detection. If the readings given are average, peak measurement should also be supplied.
4. The fundamental for reference only, it's not restricted by unwanted emission limit.

Model No	Verizon Router	Site	CB4-H
Test Voltage	AC 120V/60Hz	Test Date	2020/11/12
Test Mode	Mode 2: Transmit RU Mode_Full	Engineer	Elwin Lin
Polarity	Vertical	Temperature (°C)	21.0
Test Condition	802.11ax,Ch46,5.23G,BW40M	Humidity (%RH)	58.0

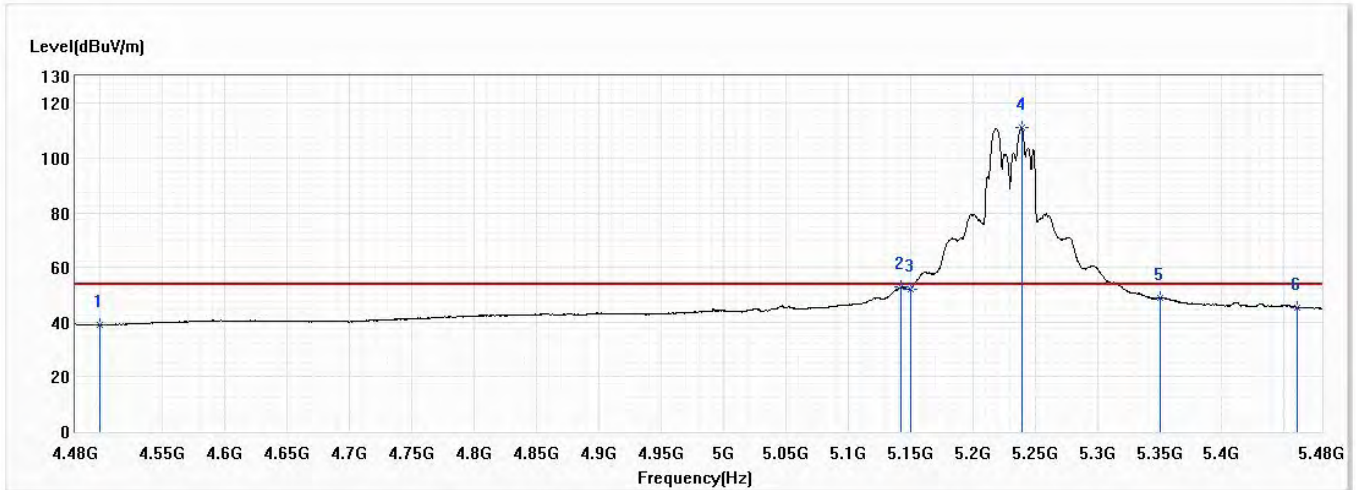


No	Frequency (MHz)	Emission Level (dBuV/m)	Limit (dBuV/m)	Margin (dB)	Reading Level (dBuV)	Correct Factor (dB)	Detector Type
1	4500.000	50.14	74.00	-23.86	29.90	20.24	PK
2	5146.000	73.75	74.00	-0.25	51.24	22.51	PK
3	5150.000	69.71	74.00	-4.29	47.20	22.51	PK
! 4	5239.500	122.40	74.00	48.40	99.81	22.59	PK
5	5350.000	67.13	74.00	-6.87	44.43	22.70	PK
6	5460.000	58.13	74.00	-15.87	35.32	22.81	PK

Note:

1. All reading above 1GHz is performed with peak and/or average measurements as necessary.
2. Emission Level = Reading Level + Correct Factor.
3. The average measurement was not performed when the peak measured data under the limit of average detection. If the readings given are average, peak measurement should also be supplied.
4. The fundamental for reference only, it's not restricted by unwanted emission limit.

Model No	Verizon Router	Site	CB4-H
Test Voltage	AC 120V/60Hz	Test Date	2020/11/12
Test Mode	Mode 2: Transmit RU Mode_Full	Engineer	Elwin Lin
Polarity	Vertical	Temperature (°C)	21.0
Test Condition	802.11ax,Ch46,5.23G,BW40M	Humidity (%RH)	58.0

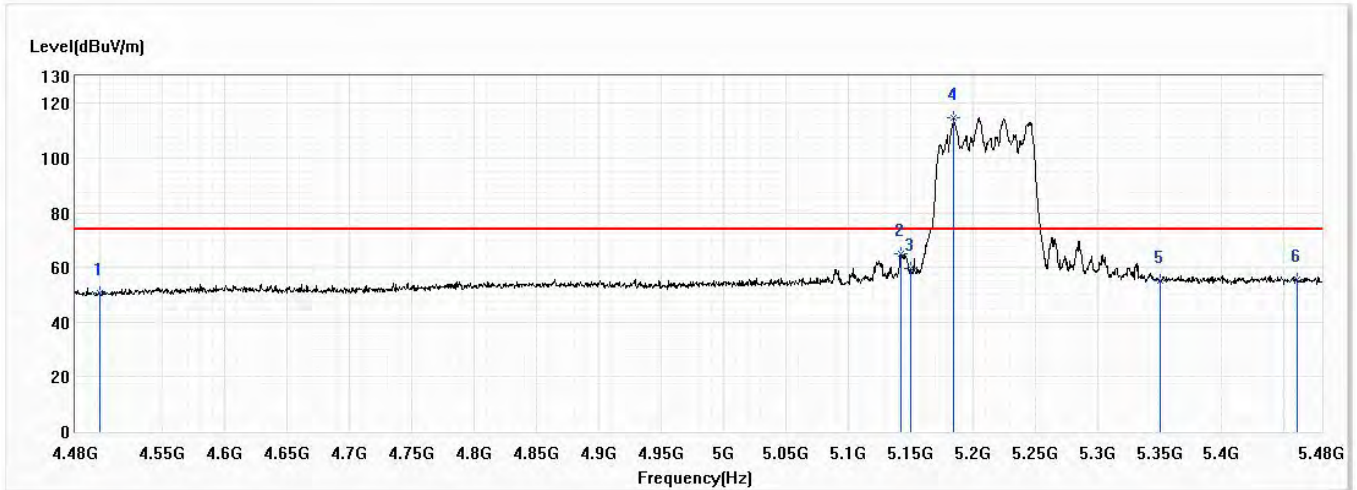


No	Frequency (MHz)	Emission Level (dBuV/m)	Limit (dBuV/m)	Margin (dB)	Reading Level (dBuV)	Correct Factor (dB)	Detector Type
1	4500.000	38.98	54.00	-15.02	18.74	20.24	AV
2	5142.500	52.90	54.00	-1.10	30.39	22.51	AV
3	5150.000	52.05	54.00	-1.95	29.54	22.51	AV
! 4	5239.500	111.14	54.00	57.14	88.55	22.59	AV
5	5350.000	48.84	54.00	-5.16	26.14	22.70	AV
6	5460.000	45.39	54.00	-8.61	22.58	22.81	AV

Note:

1. All reading above 1GHz is performed with peak and/or average measurements as necessary.
2. Emission Level = Reading Level + Correct Factor.
3. The average measurement was not performed when the peak measured data under the limit of average detection. If the readings given are average, peak measurement should also be supplied.
4. The fundamental for reference only, it's not restricted by unwanted emission limit.

Model No	Verizon Router	Site	CB4-H
Test Voltage	AC 120V/60Hz	Test Date	2020/11/12
Test Mode	Mode 2: Transmit RU Mode_Full	Engineer	Elwin Lin
Polarity	Horizontal	Temperature (°C)	21.0
Test Condition	802.11ax,Ch42,5.21G,BW80M	Humidity (%RH)	58.0

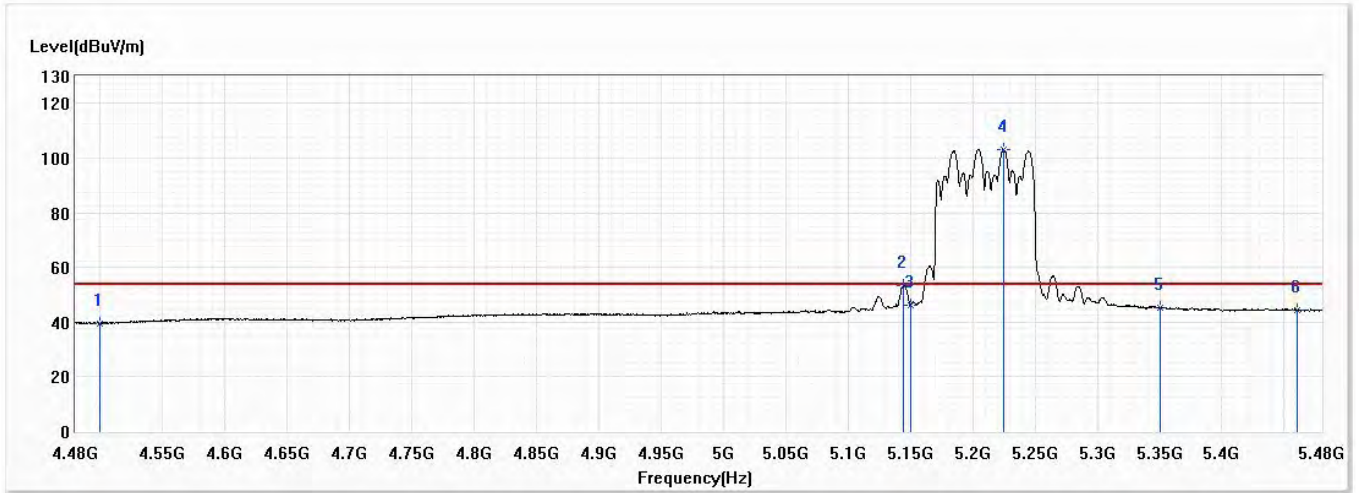


No	Frequency (MHz)	Emission Level (dBuV/m)	Limit (dBuV/m)	Margin (dB)	Reading Level (dBuV)	Correct Factor (dB)	Detector Type
1	4500.000	50.53	74.00	-23.47	30.29	20.24	PK
2	5142.000	65.11	74.00	-8.89	42.60	22.51	PK
3	5150.000	59.61	74.00	-14.39	37.10	22.51	PK
! 4	5185.000	114.62	74.00	40.62	92.08	22.54	PK
5	5350.000	54.93	74.00	-19.07	32.23	22.70	PK
6	5460.000	55.53	74.00	-18.47	32.72	22.81	PK

Note:

1. All reading above 1GHz is performed with peak and/or average measurements as necessary.
2. Emission Level = Reading Level + Correct Factor.
3. The average measurement was not performed when the peak measured data under the limit of average detection. If the readings given are average, peak measurement should also be supplied.
4. The fundamental for reference only, it's not restricted by unwanted emission limit.

Model No	Verizon Router	Site	CB4-H
Test Voltage	AC 120V/60Hz	Test Date	2020/11/12
Test Mode	Mode 2: Transmit RU Mode_Full	Engineer	Elwin Lin
Polarity	Horizontal	Temperature (°C)	21.0
Test Condition	802.11ax,Ch21,5.21G,BW80M	Humidity (%RH)	58.0



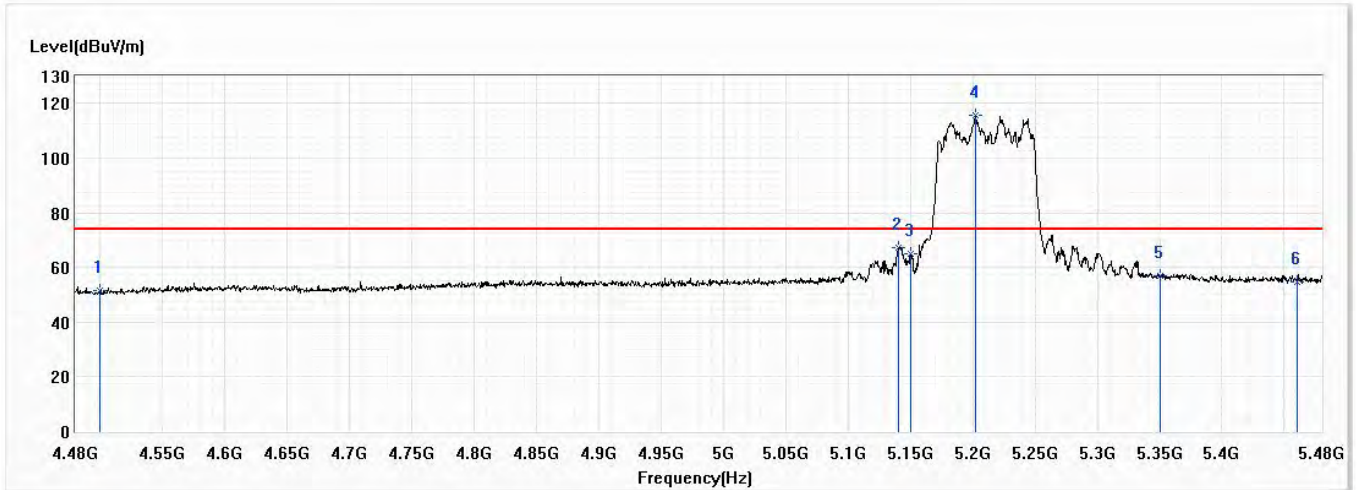
No	Frequency (MHz)	Emission Level (dBuV/m)	Limit (dBuV/m)	Margin (dB)	Reading Level (dBuV)	Correct Factor (dB)	Detector Type
1	4500.000	39.58	54.00	-14.42	19.34	20.24	AV
2	5144.500	53.37	54.00	-0.63	30.86	22.51	AV
3	5150.000	46.01	54.00	-7.99	23.50	22.51	AV
! 4	5224.500	103.08	54.00	49.08	80.50	22.58	AV
5	5350.000	45.13	54.00	-8.87	22.43	22.70	AV
6	5460.000	44.23	54.00	-9.77	21.42	22.81	AV

Note:

1. All reading above 1GHz is performed with peak and/or average measurements as necessary.
2. Emission Level = Reading Level + Correct Factor.
3. The average measurement was not performed when the peak measured data under the limit of average detection. If the readings given are average, peak measurement should also be supplied.
4. The fundamental for reference only, it's not restricted by unwanted emission limit.



Model No	Verizon Router	Site	CB4-H
Test Voltage	AC 120V/60Hz	Test Date	2020/11/12
Test Mode	Mode 2: Transmit RU Mode_Full	Engineer	Elwin Lin
Polarity	Vertical	Temperature (°C)	21.0
Test Condition	802.11ax,Ch42,5.21G,BW80M	Humidity (%RH)	58.0

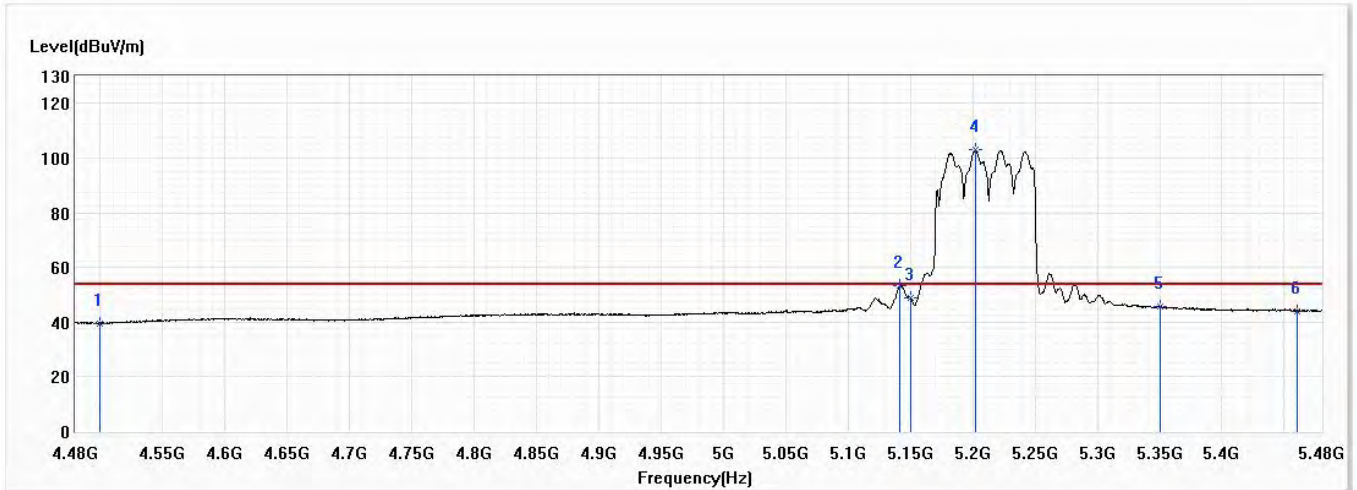


No	Frequency (MHz)	Emission Level (dBuV/m)	Limit (dBuV/m)	Margin (dB)	Reading Level (dBuV)	Correct Factor (dB)	Detector Type
1	4500.000	51.50	74.00	-22.50	31.26	20.24	PK
2	5140.000	67.20	74.00	-6.80	44.69	22.51	PK
3	5150.000	64.81	74.00	-9.19	42.30	22.51	PK
! 4	5202.000	115.83	74.00	41.83	93.27	22.56	PK
5	5350.000	57.14	74.00	-16.86	34.44	22.70	PK
6	5460.000	54.53	74.00	-19.47	31.72	22.81	PK

Note:

1. All reading above 1GHz is performed with peak and/or average measurements as necessary.
2. Emission Level = Reading Level + Correct Factor.
3. The average measurement was not performed when the peak measured data under the limit of average detection. If the readings given are average, peak measurement should also be supplied.
4. The fundamental for reference only, it's not restricted by unwanted emission limit.

Model No	Verizon Router	Site	CB4-H
Test Voltage	AC 120V/60Hz	Test Date	2020/11/12
Test Mode	Mode 2: Transmit RU Mode_Full	Engineer	Elwin Lin
Polarity	Vertical	Temperature (°C)	21.0
Test Condition	802.11ax,Ch21,5.21G,BW80M	Humidity (%RH)	58.0



No	Frequency (MHz)	Emission Level (dBuV/m)	Limit (dBuV/m)	Margin (dB)	Reading Level (dBuV)	Correct Factor (dB)	Detector Type
1	4500.000	39.45	54.00	-14.55	19.21	20.24	AV
2	5141.500	53.22	54.00	-0.78	30.71	22.51	AV
3	5150.000	48.86	54.00	-5.14	26.35	22.51	AV
! 4	5202.500	102.93	54.00	48.93	80.37	22.56	AV
5	5350.000	45.76	54.00	-8.24	23.06	22.70	AV
6	5460.000	44.15	54.00	-9.85	21.34	22.81	AV

Note:

1. All reading above 1GHz is performed with peak and/or average measurements as necessary.
2. Emission Level = Reading Level + Correct Factor.
3. The average measurement was not performed when the peak measured data under the limit of average detection. If the readings given are average, peak measurement should also be supplied.
4. The fundamental for reference only, it's not restricted by unwanted emission limit.