

n260:2CC-BW100MHz-RSE 170GHz to 200GHz

Low channel: n260-BW:100MHz-2CC-QPSK-Beam ID 19 (170 GHz to 200 GHz)

Full RB-Horizontal Polarization



Full RB-Vertical Polarization



Middle channel: n260-BW:100MHz-2CC-QPSK-Beam ID 19 (170 GHz to 200 GHz)

Full RB-Horizontal Polarization

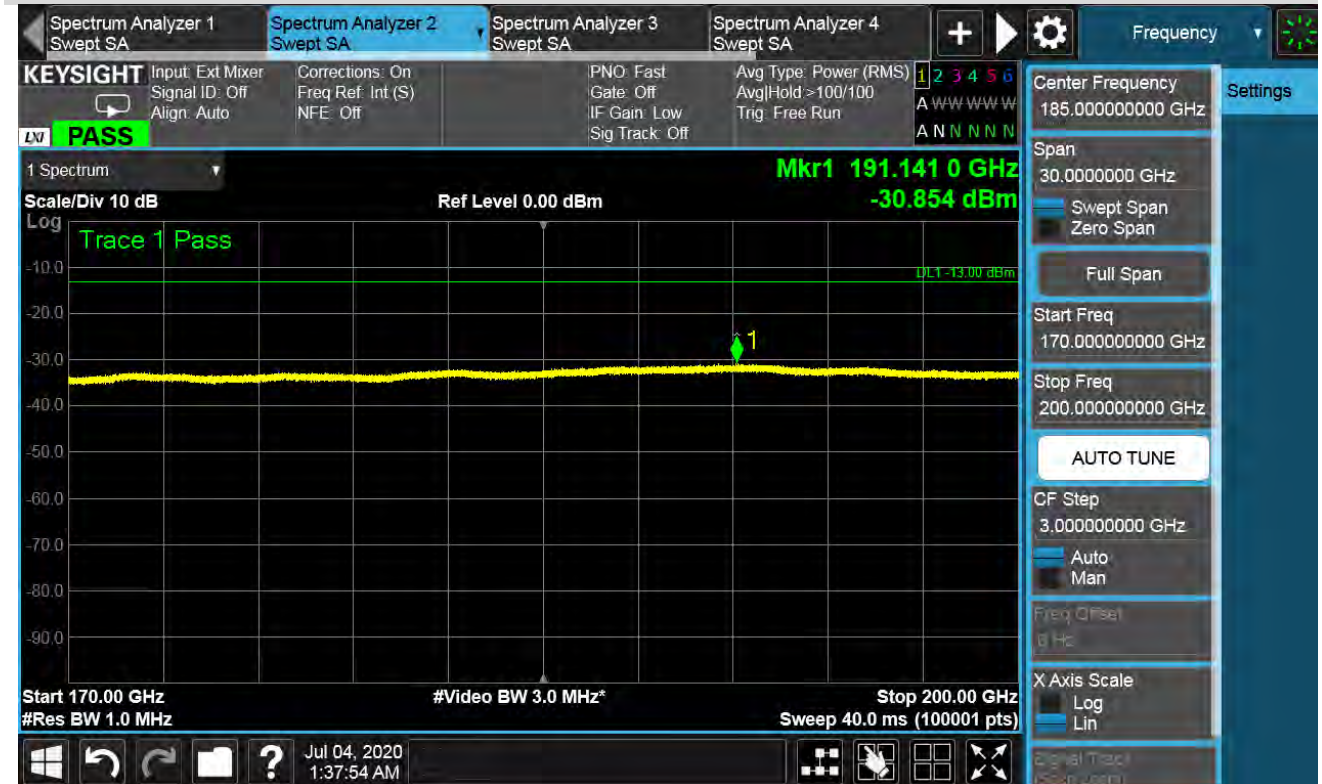


Full RB-Vertical Polarization

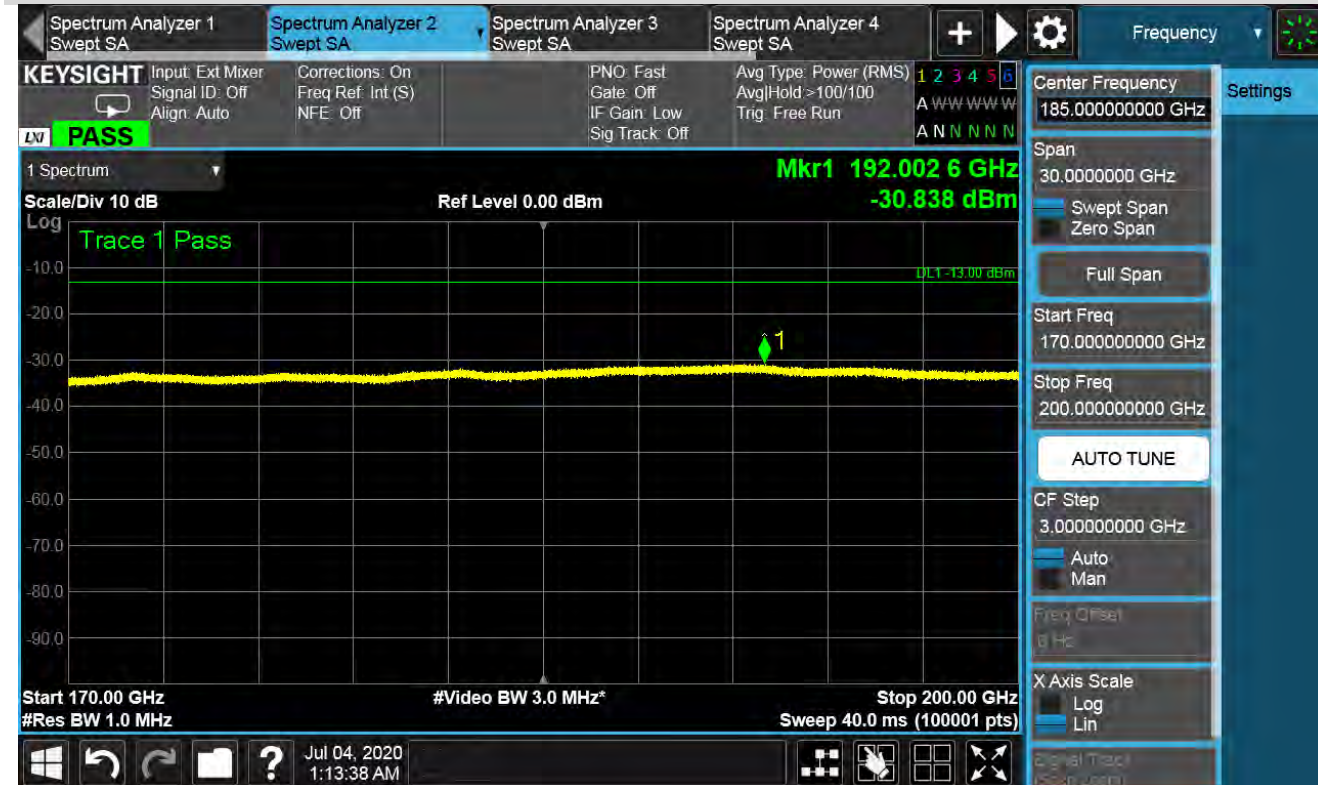


High channel: n260-BW:100MHz-2CC-QPSK-Beam ID 19 (170 GHz to 200 GHz)

Full RB-Horizontal Polarization

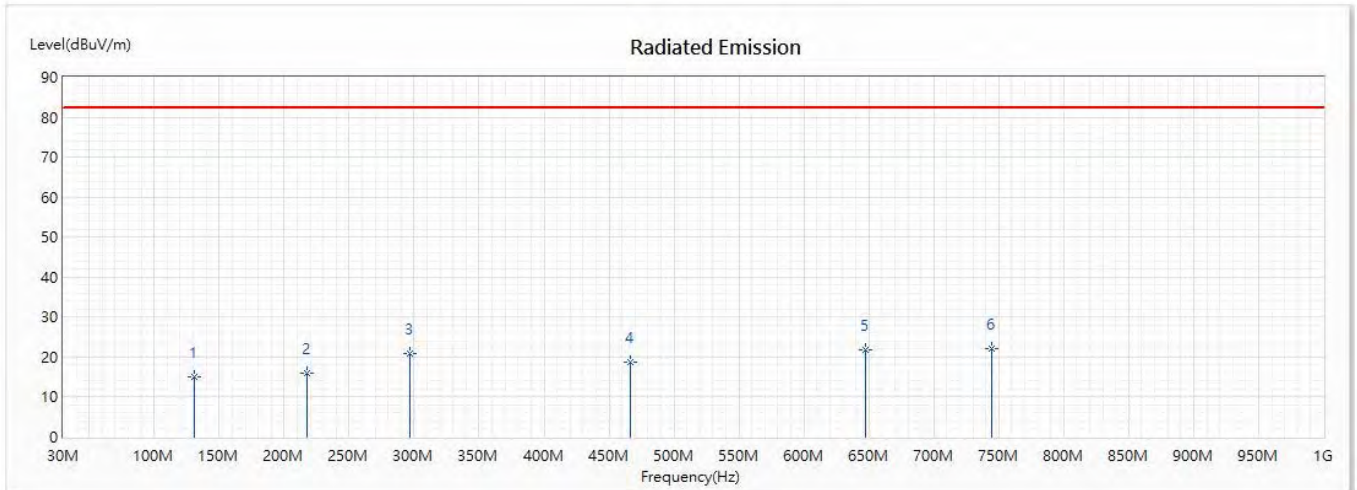


Full RB-Vertical Polarization



n261:1CC-BW50MHz-RSE 30MHz to 1GHz

Model No	LVSKIHP	Site	CB7
Test Voltage	AC 120 V / 60 Hz	Test Date	2020/7/7
Test Mode	Mode 1: Transmit	Engineer	Nova
Polarity	Horizontal	Temperature (°C)	29.0
Test Condition	RE-TX_BPSK_50M_0	Humidity (%RH)	61.0
Note	n261;Beam ID 23;10RB11; Low		

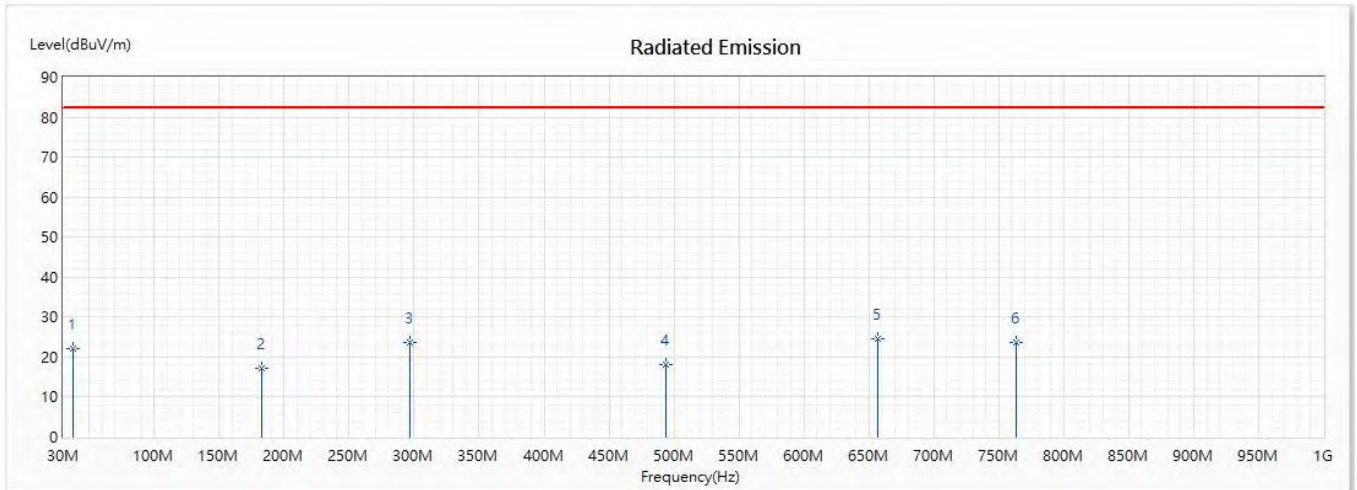


No	Frequency (MHz)	Emission Level (dBuV/m)	Limit (dBuV/m)	Margin (dB)	Reading Level (dBuV)	Correct Factor (dB/m)	Detector Type
1	130.88	14.97	82.20	-67.23	27.78	-12.81	PK
2	217.21	15.94	82.20	-66.26	30.01	-14.07	PK
3	296.75	21.01	82.20	-61.19	31.90	-10.89	PK
4	466.5	18.61	82.20	-63.59	25.27	-6.66	PK
5	647.89	21.78	82.20	-60.42	24.78	-3.00	PK
* 6	744.89	22.09	82.20	-60.11	23.14	-1.05	PK

Remark:

- "*" means this data is the worst emission level;
"!" means this data is over limit.
- Emission Level=Reading Level + Correct Factor(Correct Factor=Ant Factor+ Cable Loss- Pre Amp).
- Margin= Emission Level- Limit.

Model No	LVSKIHP	Site	CB7
Test Voltage	AC 120 V / 60 Hz	Test Date	2020/7/7
Test Mode	Mode 1: Transmit	Engineer	Nova
Polarity	Vertical	Temperature (°C)	29.0
Test Condition	RE-TX_BPSK_50M_0	Humidity (%RH)	61.0
Note	n261;Beam ID 23;10RB11; Low		

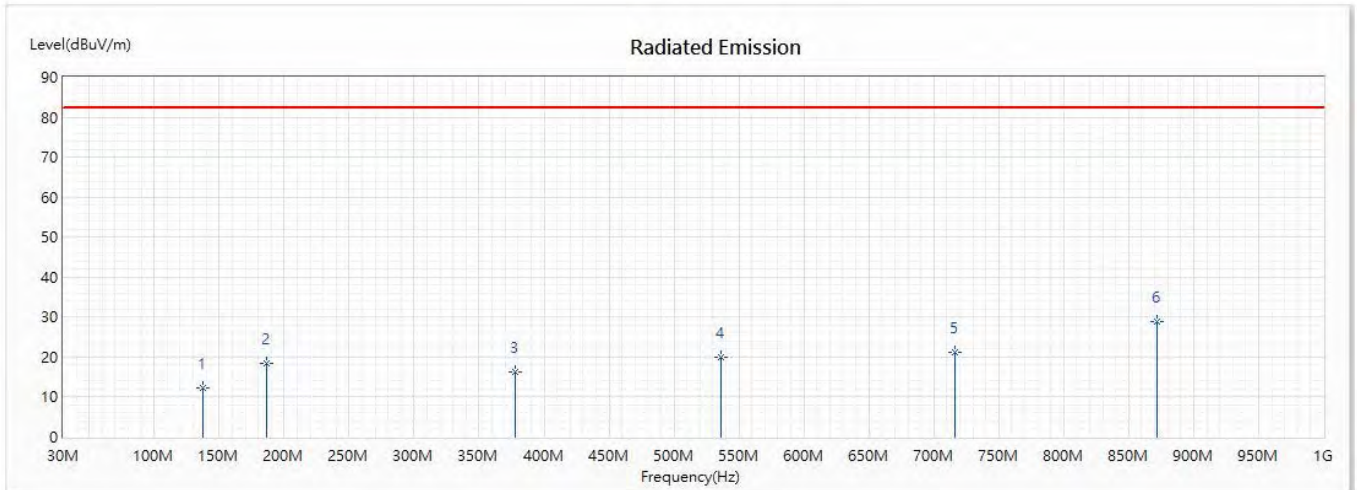


No	Frequency (MHz)	Emission Level (dBuV/m)	Limit (dBuV/m)	Margin (dB)	Reading Level (dBuV)	Correct Factor (dB/m)	Detector Type
1	37.76	22.03	82.20	-60.17	33.75	-11.72	PK
2	182.29	17.10	82.20	-65.10	30.54	-13.44	PK
3	296.75	23.63	82.20	-58.57	34.52	-10.89	PK
4	493.66	18.25	82.20	-63.95	24.42	-6.17	PK
* 5	656.62	24.60	82.20	-57.60	27.44	-2.84	PK
6	763.32	23.69	82.20	-58.51	24.46	-0.77	PK

Remark:

- "*" means this data is the worst emission level;
"!" means this data is over limit.
- Emission Level=Reading Level + Correct Factor(Correct Factor=Ant Factor+ Cable Loss- Pre Amp).
- Margin= Emission Level- Limit.

Model No	LVSKIHP	Site	CB7
Test Voltage	AC 120 V / 60 Hz	Test Date	2020/7/7
Test Mode	Mode 1: Transmit	Engineer	Nova
Polarity	Horizontal	Temperature (°C)	29.0
Test Condition	RE-TX_BPSK_50M_0	Humidity (%RH)	61.0
Note	n261;Beam ID 23;10RB11;Mid		

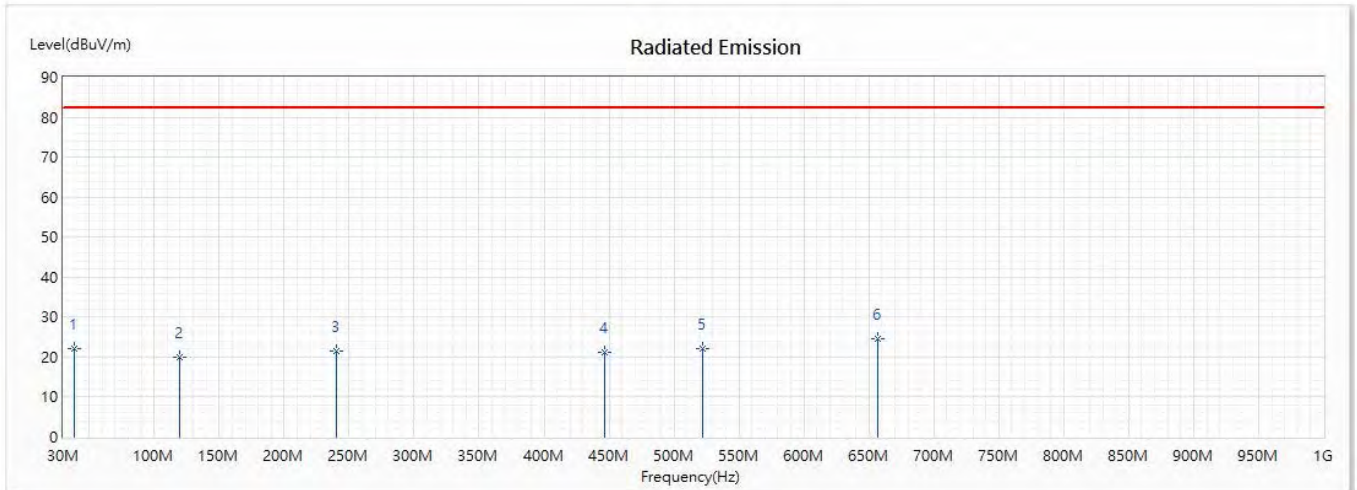


No	Frequency (MHz)	Emission Level (dBuV/m)	Limit (dBuV/m)	Margin (dB)	Reading Level (dBuV)	Correct Factor (dB/m)	Detector Type
1	137.67	12.28	82.20	-69.92	24.45	-12.17	PK
2	186.17	18.56	82.20	-63.64	32.32	-13.76	PK
3	378.23	16.34	82.20	-65.86	25.07	-8.73	PK
4	536.34	19.95	82.20	-62.25	25.10	-5.15	PK
5	715.79	21.20	82.20	-61.00	22.84	-1.64	PK
* 6	871.96	28.81	82.20	-53.39	28.07	0.74	PK

Remark:

- "*" means this data is the worst emission level;
"!" means this data is over limit.
- Emission Level=Reading Level + Correct Factor(Correct Factor=Ant Factor+ Cable Loss- Pre Amp).
- Margin= Emission Level- Limit.

Model No	LVSKIHP	Site	CB7
Test Voltage	AC 120 V / 60 Hz	Test Date	2020/7/7
Test Mode	Mode 1: Transmit	Engineer	Nova
Polarity	Vertical	Temperature (°C)	29.0
Test Condition	RE-TX_BPSK_50M_0	Humidity (%RH)	61.0
Note	n261;Beam ID 23;10RB11;Mid		

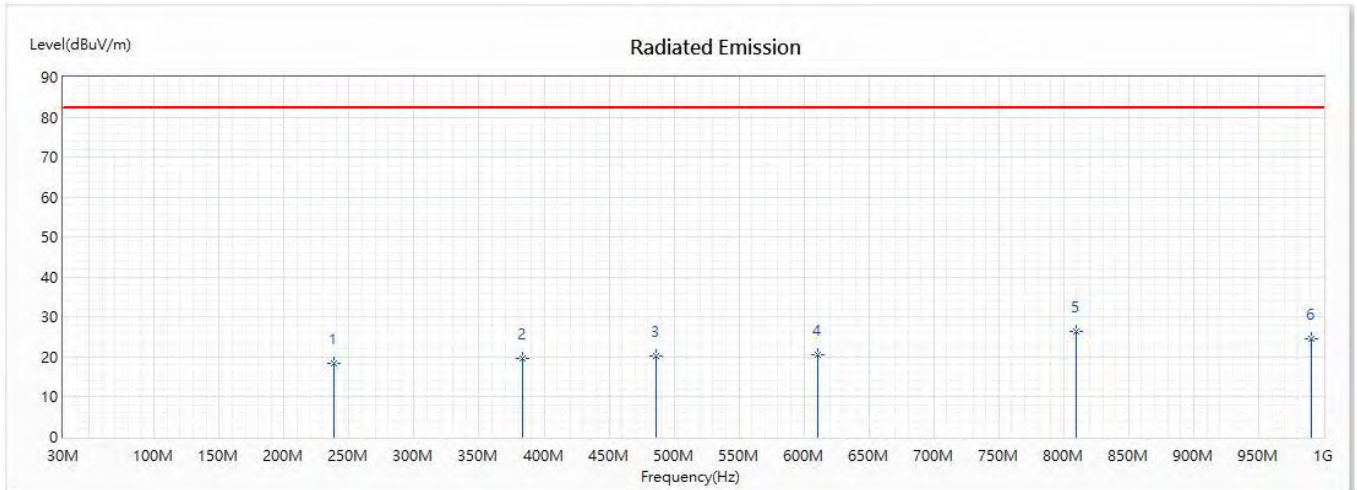


No	Frequency (MHz)	Emission Level (dBuV/m)	Limit (dBuV/m)	Margin (dB)	Reading Level (dBuV)	Correct Factor (dB/m)	Detector Type
1	38.73	22.00	82.20	-60.20	33.61	-11.61	PK
2	119.24	19.86	82.20	-62.34	33.97	-14.11	PK
3	240.49	21.48	82.20	-60.72	34.27	-12.79	PK
4	447.1	21.18	82.20	-61.02	28.20	-7.02	PK
5	521.79	22.06	82.20	-60.14	27.57	-5.51	PK
* 6	656.62	24.60	82.20	-57.60	27.44	-2.84	PK

Remark:

- "*" means this data is the worst emission level;
"!" means this data is over limit.
- Emission Level=Reading Level + Correct Factor(Correct Factor=Ant Factor+ Cable Loss- Pre Amp).
- Margin= Emission Level- Limit.

Model No	LVSKIHP	Site	CB7
Test Voltage	AC 120 V / 60 Hz	Test Date	2020/7/7
Test Mode	Mode 1: Transmit	Engineer	Nova
Polarity	Horizontal	Temperature (°C)	29.0
Test Condition	RE-TX_BPSK_50M_0	Humidity (%RH)	61.0
Note	n261;Beam ID 23;10RB11;High		

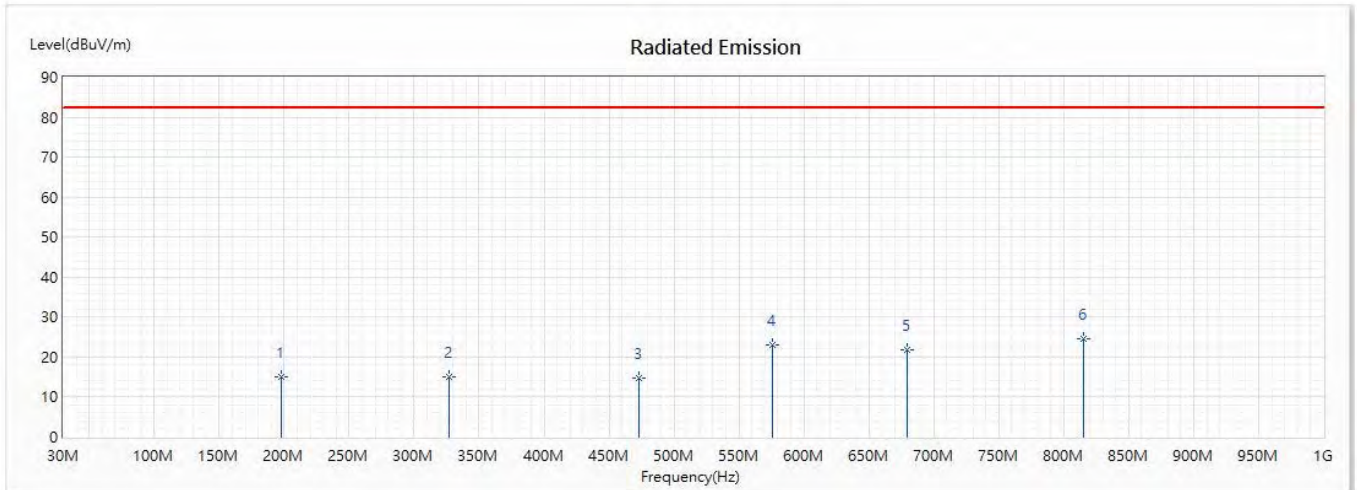


No	Frequency (MHz)	Emission Level (dBuV/m)	Limit (dBuV/m)	Margin (dB)	Reading Level (dBuV)	Correct Factor (dB/m)	Detector Type
1	238.55	18.29	82.20	-63.91	31.13	-12.84	PK
2	383.08	19.64	82.20	-62.56	28.25	-8.61	PK
3	485.9	20.16	82.20	-62.04	26.47	-6.31	PK
4	611.03	20.61	82.20	-61.59	24.14	-3.53	PK
* 5	809.88	26.43	82.20	-55.77	26.62	-0.19	PK
6	990.3	24.53	82.20	-57.67	21.83	2.70	PK

Remark:

- "*" means this data is the worst emission level;
"!" means this data is over limit.
- Emission Level=Reading Level + Correct Factor(Correct Factor=Ant Factor+ Cable Loss- Pre Amp).
- Margin= Emission Level- Limit.

Model No	LVSKIHP	Site	CB7
Test Voltage	AC 120 V / 60 Hz	Test Date	2020/7/7
Test Mode	Mode 1: Transmit	Engineer	Nova
Polarity	Vertical	Temperature (°C)	29.0
Test Condition	RE-TX_BPSK_50M_0	Humidity (%RH)	61.0
Note	n261;Beam ID 23;10RB11;High		

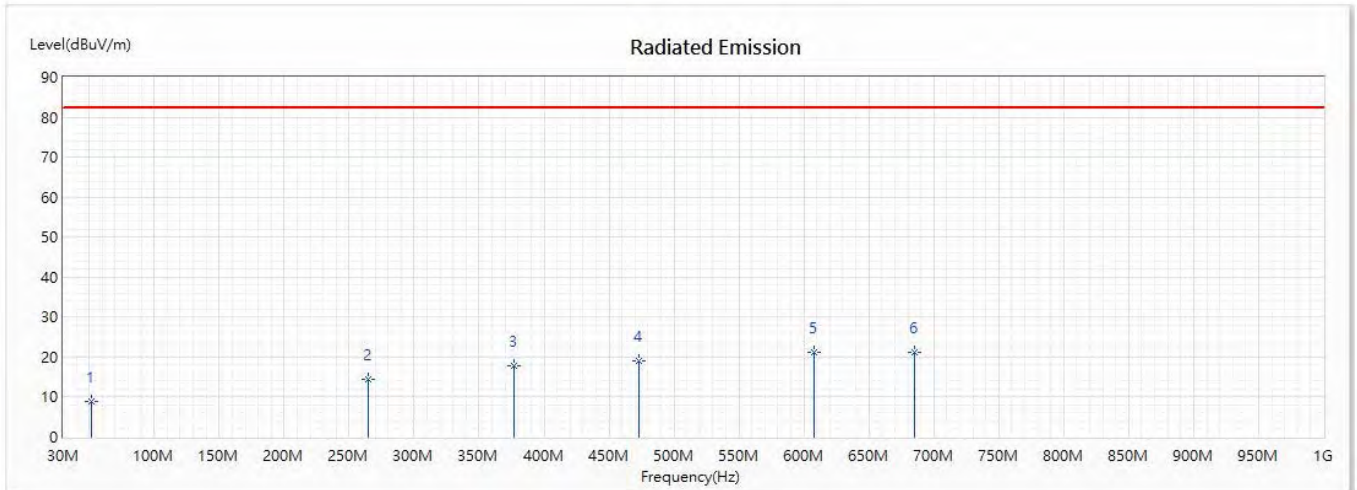


No	Frequency (MHz)	Emission Level (dBuV/m)	Limit (dBuV/m)	Margin (dB)	Reading Level (dBuV)	Correct Factor (dB/m)	Detector Type
1	197.81	15.05	82.20	-67.15	29.09	-14.04	PK
2	326.82	14.94	82.20	-67.26	25.06	-10.12	PK
3	473.29	14.72	82.20	-67.48	21.25	-6.53	PK
4	576.11	23.00	82.20	-59.20	27.22	-4.22	PK
5	679.9	21.95	82.20	-60.25	24.32	-2.37	PK
* 6	815.7	24.45	82.20	-57.75	24.56	-0.11	PK

Remark:

- "*" means this data is the worst emission level;
"!" means this data is over limit.
- Emission Level=Reading Level + Correct Factor(Correct Factor=Ant Factor+ Cable Loss- Pre Amp).
- Margin= Emission Level- Limit.

Model No	LVSKIHP	Site	CB7
Test Voltage	AC 120 V / 60 Hz	Test Date	2020/7/7
Test Mode	Mode 1: Transmit	Engineer	Nova
Polarity	Horizontal	Temperature (°C)	29.0
Test Condition	RE-TX_BPSK_50M_mimo_0	Humidity (%RH)	61.0
Note	n261;Beam ID 19+147;10RB11; Low		

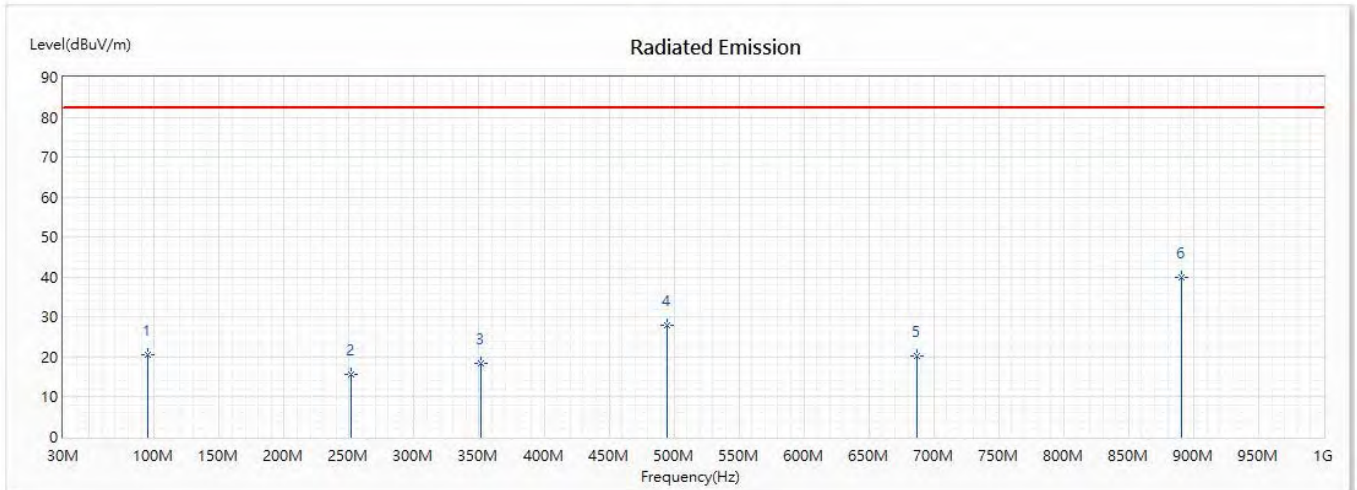


No	Frequency (MHz)	Emission Level (dBuV/m)	Limit (dBuV/m)	Margin (dB)	Reading Level (dBuV)	Correct Factor (dB/m)	Detector Type
1	51.34	9.00	82.20	-73.20	20.53	-11.53	PK
2	264.74	14.47	82.20	-67.73	26.59	-12.12	PK
3	377.26	17.78	82.20	-64.42	26.54	-8.76	PK
4	473.29	19.18	82.20	-63.02	25.71	-6.53	PK
5	608.12	21.24	82.20	-60.96	24.81	-3.57	PK
* 6	684.75	21.28	82.20	-60.92	23.55	-2.27	PK

Remark:

- "*" means this data is the worst emission level;
"!" means this data is over limit.
- Emission Level=Reading Level + Correct Factor(Correct Factor=Ant Factor+ Cable Loss- Pre Amp).
- Margin= Emission Level- Limit.

Model No	LVSKIHP	Site	CB7
Test Voltage	AC 120 V / 60 Hz	Test Date	2020/7/7
Test Mode	Mode 1: Transmit	Engineer	Nova
Polarity	Vertical	Temperature (°C)	29.0
Test Condition	RE-TX_BPSK_50M_mimo_0	Humidity (%RH)	61.0
Note	n261;Beam ID 19+147;10RB11; Low		

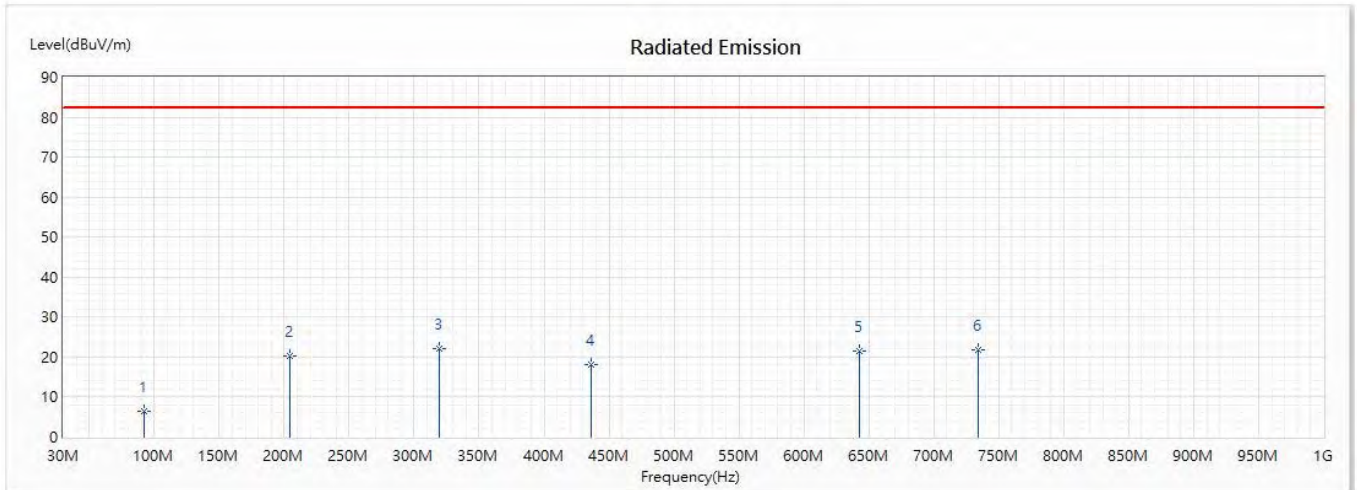


No	Frequency (MHz)	Emission Level (dBuV/m)	Limit (dBuV/m)	Margin (dB)	Reading Level (dBuV)	Correct Factor (dB/m)	Detector Type
1	94.99	20.72	82.20	-61.48	38.15	-17.43	PK
2	251.16	15.53	82.20	-66.67	28.09	-12.56	PK
3	351.07	18.39	82.20	-63.81	27.86	-9.47	PK
4	494.63	28.03	82.20	-54.17	34.19	-6.16	PK
5	686.69	20.40	82.20	-61.80	22.63	-2.23	PK
* 6	890.39	39.92	82.20	-42.28	38.89	1.03	PK

Remark:

- "*" means this data is the worst emission level;
"!" means this data is over limit.
- Emission Level=Reading Level + Correct Factor(Correct Factor=Ant Factor+ Cable Loss- Pre Amp).
- Margin= Emission Level- Limit.

Model No	LVSKIHP	Site	CB7
Test Voltage	AC 120 V / 60 Hz	Test Date	2020/7/7
Test Mode	Mode 1: Transmit	Engineer	Nova
Polarity	Horizontal	Temperature (°C)	29.0
Test Condition	RE-TX_BPSK_50M_mimo_0	Humidity (%RH)	61.0
Note	n261;Beam ID 19+147;10RB11;Mid		

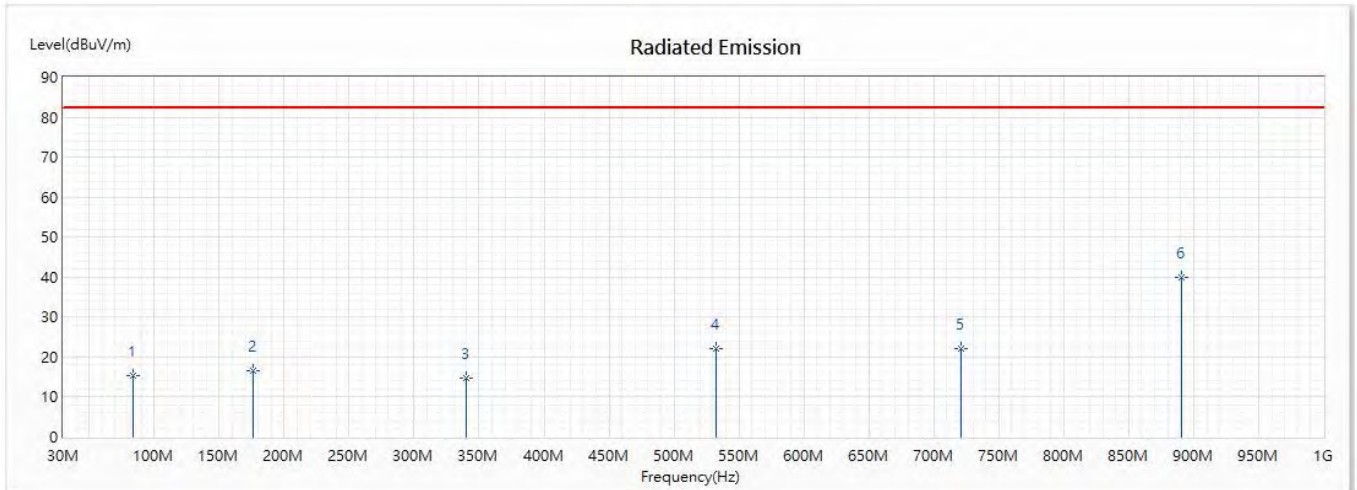


No	Frequency (MHz)	Emission Level (dBuV/m)	Limit (dBuV/m)	Margin (dB)	Reading Level (dBuV)	Correct Factor (dB/m)	Detector Type
1	92.08	6.31	82.20	-75.89	24.23	-17.92	PK
2	204.6	20.38	82.20	-61.82	34.43	-14.05	PK
* 3	319.06	22.08	82.20	-60.12	32.40	-10.32	PK
4	436.43	18.09	82.20	-64.11	25.37	-7.28	PK
5	643.04	21.46	82.20	-60.74	24.53	-3.07	PK
6	734.22	21.81	82.20	-60.39	23.07	-1.26	PK

Remark:

- "*" means this data is the worst emission level;
"!" means this data is over limit.
- Emission Level=Reading Level + Correct Factor(Correct Factor=Ant Factor+ Cable Loss- Pre Amp).
- Margin= Emission Level- Limit.

Model No	LVSKIHP	Site	CB7
Test Voltage	AC 120 V / 60 Hz	Test Date	2020/7/7
Test Mode	Mode 1: Transmit	Engineer	Nova
Polarity	Vertical	Temperature (°C)	29.0
Test Condition	RE-TX_BPSK_50M_mimo_0	Humidity (%RH)	61.0
Note	n261;Beam ID 19+147;10RB11;Mid		

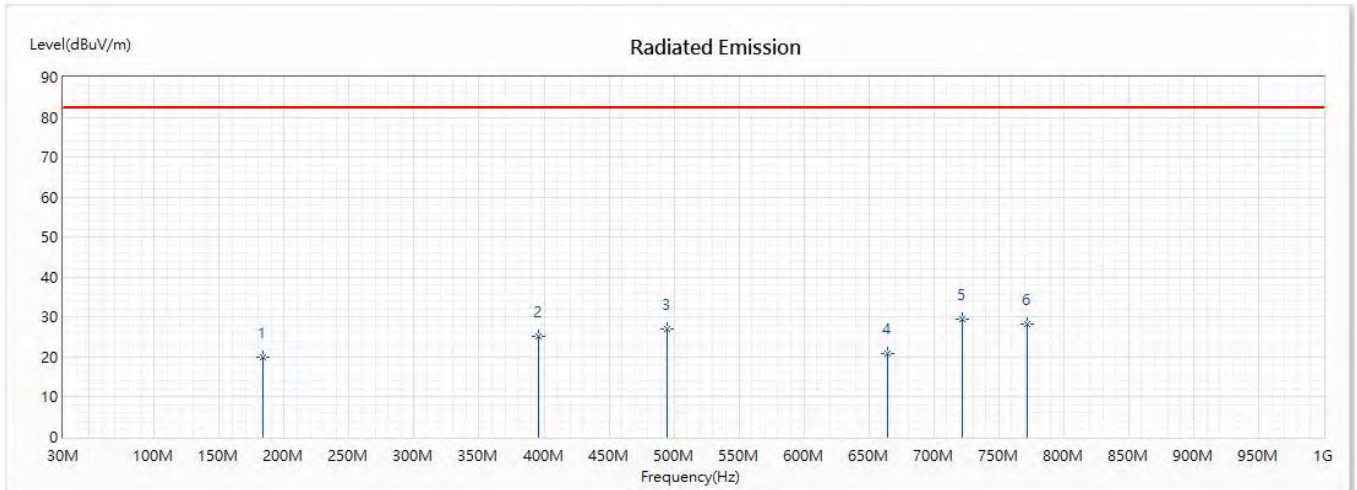


No	Frequency (MHz)	Emission Level (dBuV/m)	Limit (dBuV/m)	Margin (dB)	Reading Level (dBuV)	Correct Factor (dB/m)	Detector Type
1	83.35	15.37	82.20	-66.83	32.27	-16.90	PK
2	176.47	16.56	82.20	-65.64	29.41	-12.85	PK
3	340.4	14.65	82.20	-67.55	24.40	-9.75	PK
4	532.46	21.97	82.20	-60.23	27.22	-5.25	PK
5	720.64	22.05	82.20	-60.15	23.59	-1.54	PK
* 6	890.39	39.92	82.20	-42.28	38.89	1.03	PK

Remark:

- "*" means this data is the worst emission level;
"!" means this data is over limit.
- Emission Level=Reading Level + Correct Factor(Correct Factor=Ant Factor+ Cable Loss- Pre Amp).
- Margin= Emission Level- Limit.

Model No	LVSKIHP	Site	CB7
Test Voltage	AC 120 V / 60 Hz	Test Date	2020/7/7
Test Mode	Mode 1: Transmit	Engineer	Nova
Polarity	Horizontal	Temperature (°C)	29.0
Test Condition	RE-TX_BPSK_50M_mimo_0	Humidity (%RH)	61.0
Note	n261;Beam ID 19+147;10RB11;High		

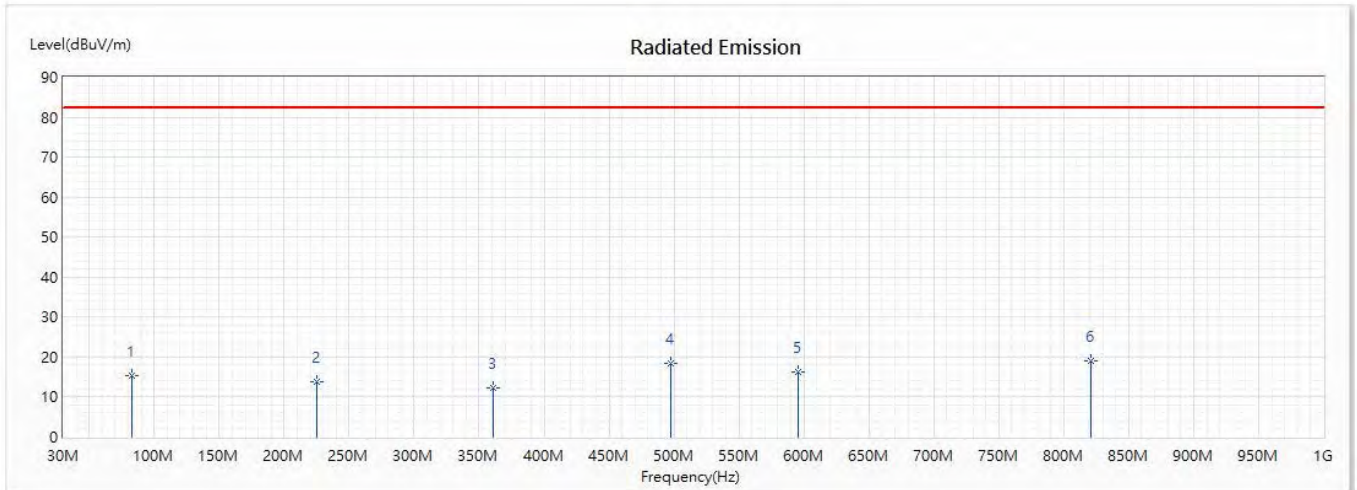


No	Frequency (MHz)	Emission Level (dBuV/m)	Limit (dBuV/m)	Margin (dB)	Reading Level (dBuV)	Correct Factor (dB/m)	Detector Type
1	183.26	20.11	82.20	-62.09	33.62	-13.51	PK
2	395.69	25.18	82.20	-57.02	33.45	-8.27	PK
3	494.63	27.08	82.20	-55.12	33.24	-6.16	PK
4	664.38	20.97	82.20	-61.23	23.65	-2.68	PK
* 5	721.61	29.63	82.20	-52.57	31.15	-1.52	PK
6	772.05	28.15	82.20	-54.05	28.81	-0.66	PK

Remark:

- "*" means this data is the worst emission level;
"!" means this data is over limit.
- Emission Level=Reading Level + Correct Factor(Correct Factor=Ant Factor+ Cable Loss- Pre Amp).
- Margin= Emission Level- Limit.

Model No	LVSKIHP	Site	CB7
Test Voltage	AC 120 V / 60 Hz	Test Date	2020/7/7
Test Mode	Mode 2: Transmit	Engineer	Nova
Polarity	Horizontal	Temperature (°C)	29.0
Test Condition	RE-TX_BPSK_50M_0	Humidity (%RH)	61.0
Note	n261;Beam ID 23;10RB11;Low		

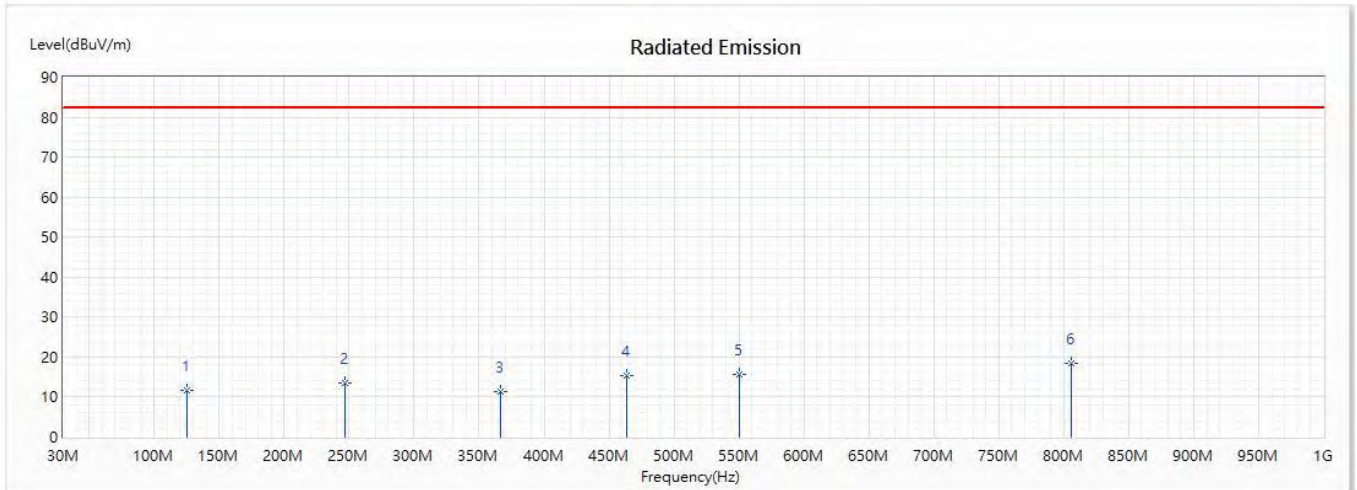


No	Frequency (MHz)	Emission Level (dBuV/m)	Limit (dBuV/m)	Margin (dB)	Reading Level (dBuV)	Correct Factor (dB/m)	Detector Type
1	82.38	15.42	82.20	-66.78	32.13	-16.71	PK
2	224.97	13.75	82.20	-68.45	27.29	-13.54	PK
3	360.77	12.29	82.20	-69.91	21.49	-9.20	PK
4	497.54	18.56	82.20	-63.64	24.65	-6.09	PK
5	595.51	16.37	82.20	-65.83	20.16	-3.79	PK
* 6	820.55	18.91	82.20	-63.29	18.94	-0.03	PK

Remark:

- "*" means this data is the worst emission level;
"!" means this data is over limit.
- Emission Level=Reading Level + Correct Factor(Correct Factor=Ant Factor+ Cable Loss- Pre Amp).
- Margin= Emission Level- Limit.

Model No	LVSKIHP	Site	CB7
Test Voltage	AC 120 V / 60 Hz	Test Date	2020/7/7
Test Mode	Mode 2: Transmit	Engineer	Nova
Polarity	Vertical	Temperature (°C)	29.0
Test Condition	RE-TX_BPSK_50M_0	Humidity (%RH)	61.0
Note	n261;Beam ID 23;10RB11;Low		

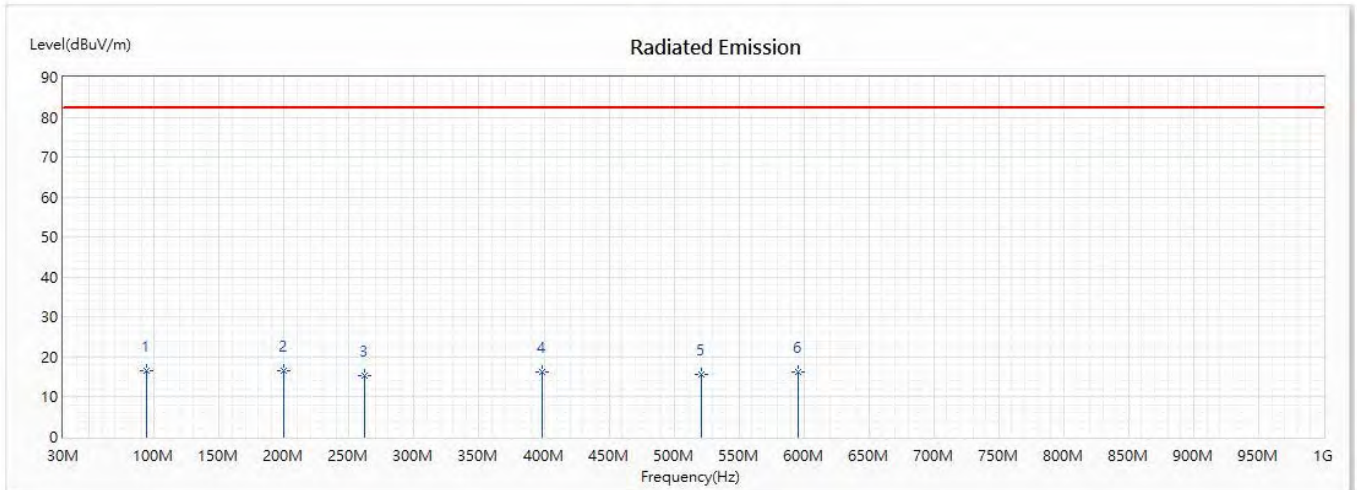


No	Frequency (MHz)	Emission Level (dBuV/m)	Limit (dBuV/m)	Margin (dB)	Reading Level (dBuV)	Correct Factor (dB/m)	Detector Type
1	125.06	11.67	82.20	-70.53	25.14	-13.47	PK
2	247.28	13.52	82.20	-68.68	26.16	-12.64	PK
3	366.59	11.23	82.20	-70.97	20.28	-9.05	PK
4	463.59	15.45	82.20	-66.75	22.16	-6.71	PK
5	549.92	15.77	82.20	-66.43	20.59	-4.82	PK
* 6	806	18.43	82.20	-63.77	18.68	-0.25	PK

Remark:

- "*" means this data is the worst emission level;
"!" means this data is over limit.
- Emission Level=Reading Level + Correct Factor(Correct Factor=Ant Factor+ Cable Loss- Pre Amp).
- Margin= Emission Level- Limit.

Model No	LVSKIHP	Site	CB7
Test Voltage	AC 120 V / 60 Hz	Test Date	2020/7/7
Test Mode	Mode 2: Transmit	Engineer	Nova
Polarity	Horizontal	Temperature (°C)	29.0
Test Condition	RE-TX_BPSK_50M_0	Humidity (%RH)	61.0
Note	n261;Beam ID 23;10RB11;Mid		

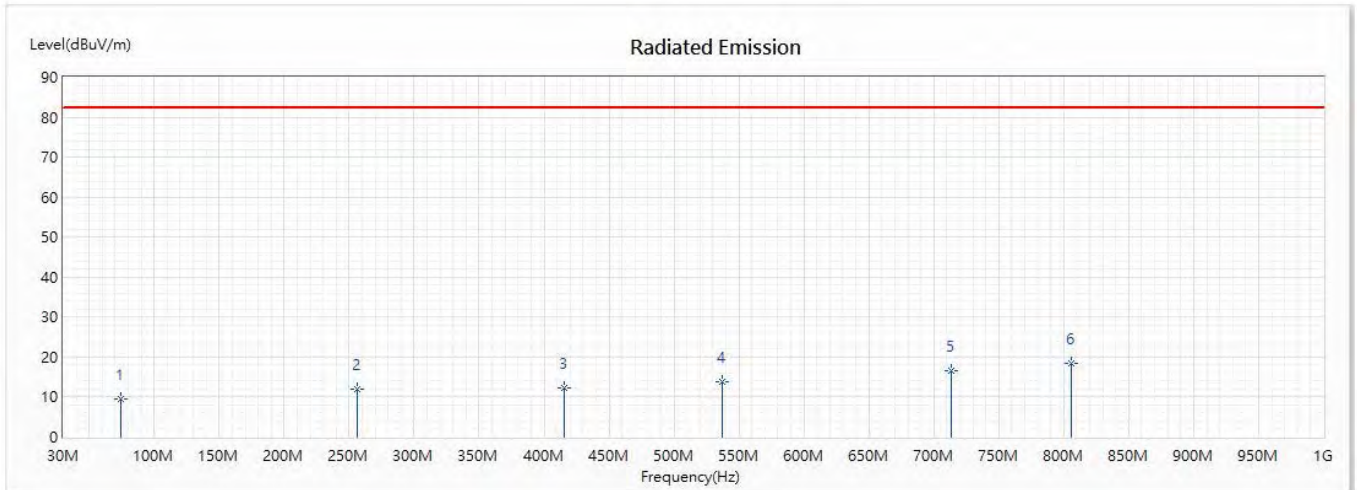


No	Frequency (MHz)	Emission Level (dBuV/m)	Limit (dBuV/m)	Margin (dB)	Reading Level (dBuV)	Correct Factor (dB/m)	Detector Type
1	94.02	16.51	82.20	-65.69	34.11	-17.60	PK
* 2	199.75	16.61	82.20	-65.59	30.64	-14.03	PK
3	261.83	15.23	82.20	-66.97	27.48	-12.25	PK
4	398.6	16.29	82.20	-65.91	24.48	-8.19	PK
5	520.82	15.66	82.20	-66.54	21.19	-5.53	PK
6	595.51	16.37	82.20	-65.83	20.16	-3.79	PK

Remark:

- "*" means this data is the worst emission level;
"!" means this data is over limit.
- Emission Level=Reading Level + Correct Factor(Correct Factor=Ant Factor+ Cable Loss- Pre Amp).
- Margin= Emission Level- Limit.

Model No	LVSKIHP	Site	CB7
Test Voltage	AC 120 V / 60 Hz	Test Date	2020/7/7
Test Mode	Mode 2: Transmit	Engineer	Nova
Polarity	Vertical	Temperature (°C)	29.0
Test Condition	RE-TX_BPSK_50M_0	Humidity (%RH)	61.0
Note	n261;Beam ID 23;10RB11;Mid		

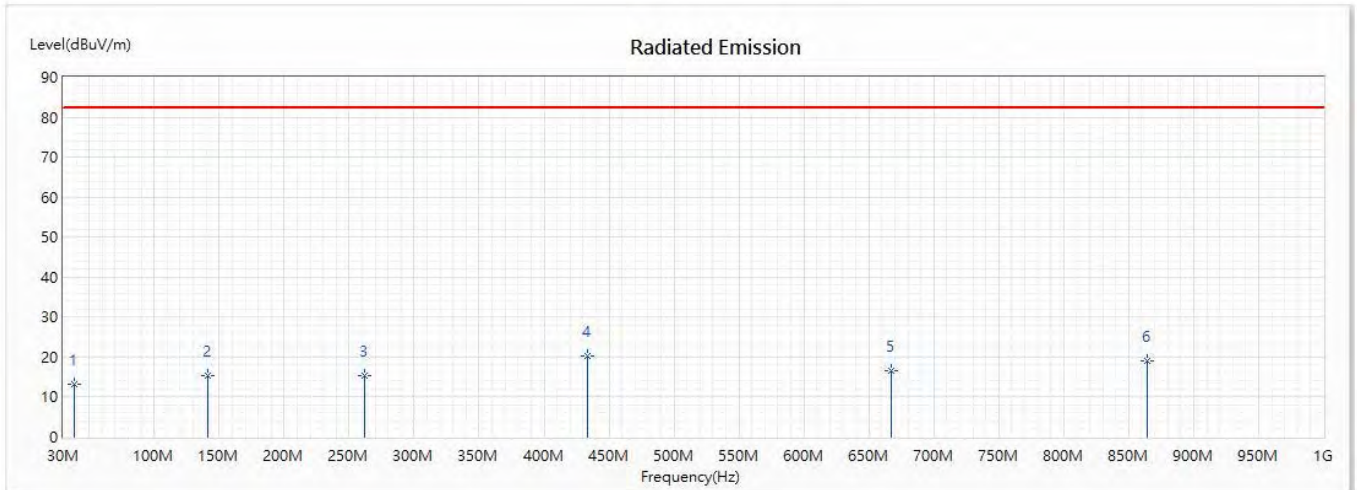


No	Frequency (MHz)	Emission Level (dBuV/m)	Limit (dBuV/m)	Margin (dB)	Reading Level (dBuV)	Correct Factor (dB/m)	Detector Type
1	74.62	9.50	82.20	-72.70	24.76	-15.26	PK
2	256.01	11.85	82.20	-70.35	24.28	-12.43	PK
3	415.09	12.32	82.20	-69.88	20.12	-7.80	PK
4	537.31	13.94	82.20	-68.26	19.07	-5.13	PK
5	713.85	16.64	82.20	-65.56	18.33	-1.69	PK
* 6	806	18.43	82.20	-63.77	18.68	-0.25	PK

Remark:

- "*" means this data is the worst emission level;
"!" means this data is over limit.
- Emission Level=Reading Level + Correct Factor(Correct Factor=Ant Factor+ Cable Loss- Pre Amp).
- Margin= Emission Level- Limit.

Model No	LVSKIHP	Site	CB7
Test Voltage	AC 120 V / 60 Hz	Test Date	2020/7/7
Test Mode	Mode 2: Transmit	Engineer	Nova
Polarity	Horizontal	Temperature (°C)	29.0
Test Condition	RE-TX_BPSK_50M_0	Humidity (%RH)	61.0
Note	n261;Beam ID 23;10RB11;High		

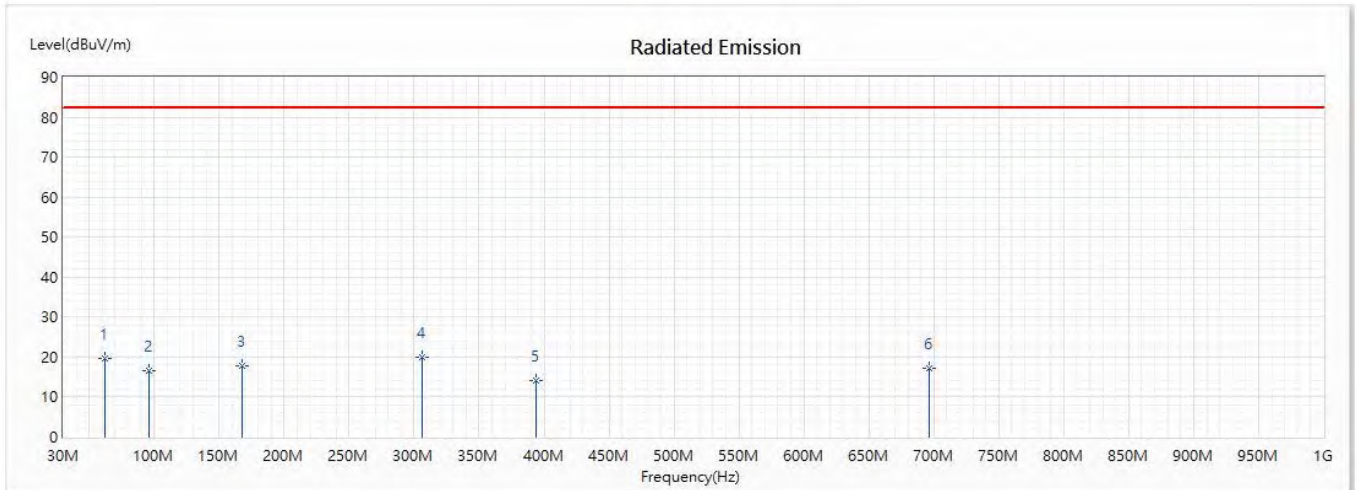


No	Frequency (MHz)	Emission Level (dBuV/m)	Limit (dBuV/m)	Margin (dB)	Reading Level (dBuV)	Correct Factor (dB/m)	Detector Type
1	38.73	13.23	82.20	-68.97	24.84	-11.61	PK
2	141.55	15.28	82.20	-66.92	27.20	-11.92	PK
3	261.83	15.23	82.20	-66.97	27.48	-12.25	PK
* 4	433.52	20.13	82.20	-62.07	27.48	-7.35	PK
5	667.29	16.72	82.20	-65.48	19.34	-2.62	PK
6	864.2	18.92	82.20	-63.28	18.31	0.61	PK

Remark:

- "*" means this data is the worst emission level;
"!" means this data is over limit.
- Emission Level=Reading Level + Correct Factor(Correct Factor=Ant Factor+ Cable Loss- Pre Amp).
- Margin= Emission Level- Limit.

Model No	LVSKIHP	Site	CB7
Test Voltage	AC 120 V / 60 Hz	Test Date	2020/7/7
Test Mode	Mode 2: Transmit	Engineer	Nova
Polarity	Vertical	Temperature (°C)	29.0
Test Condition	RE-TX_BPSK_50M_0	Humidity (%RH)	61.0
Note	n261;Beam ID 23;10RB11;High		

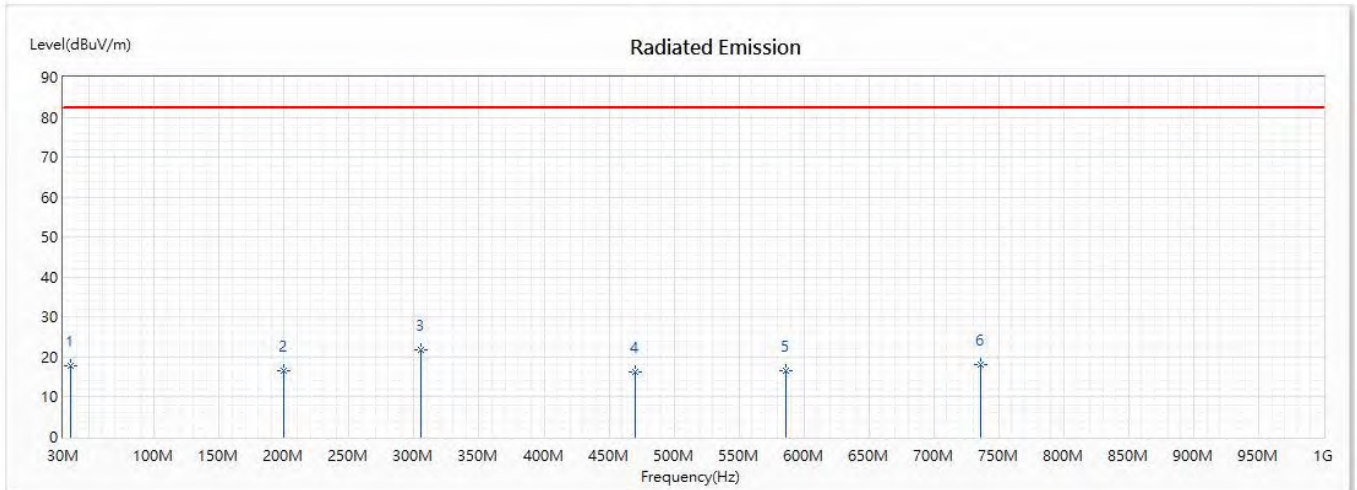


No	Frequency (MHz)	Emission Level (dBuV/m)	Limit (dBuV/m)	Margin (dB)	Reading Level (dBuV)	Correct Factor (dB/m)	Detector Type
1	62.01	19.81	82.20	-62.39	32.90	-13.09	PK
2	95.96	16.65	82.20	-65.55	33.91	-17.26	PK
3	167.74	17.74	82.20	-64.46	29.75	-12.01	PK
* 4	306.45	20.08	82.20	-62.12	30.75	-10.67	PK
5	393.75	14.12	82.20	-68.08	22.45	-8.33	PK
6	696.39	17.26	82.20	-64.94	19.31	-2.05	PK

Remark:

- "*" means this data is the worst emission level;
"!" means this data is over limit.
- Emission Level=Reading Level + Correct Factor(Correct Factor=Ant Factor+ Cable Loss- Pre Amp).
- Margin= Emission Level- Limit.

Model No	LVSKIHP	Site	CB7
Test Voltage	AC 120 V / 60 Hz	Test Date	2020/7/7
Test Mode	Mode 2: Transmit	Engineer	Nova
Polarity	Horizontal	Temperature (°C)	29.0
Test Condition	RE-TX_BPSK_50M_MIMO_0	Humidity (%RH)	61.0
Note	n261;Beam ID 19+147;10RB11;Low		

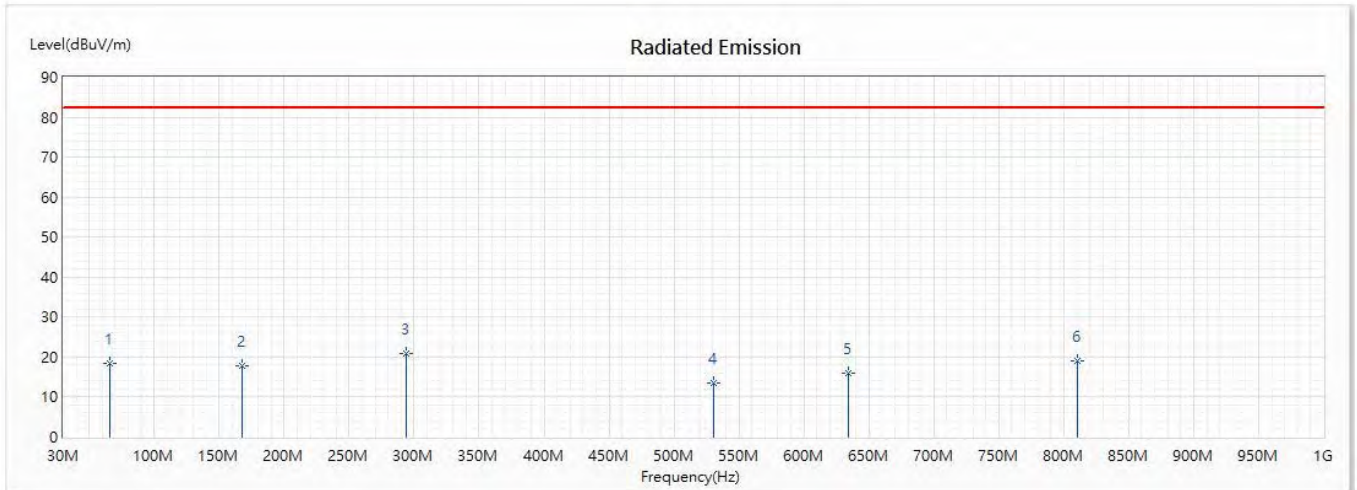


No	Frequency (MHz)	Emission Level (dBuV/m)	Limit (dBuV/m)	Margin (dB)	Reading Level (dBuV)	Correct Factor (dB/m)	Detector Type
1	35.82	17.84	82.20	-64.36	29.75	-11.91	PK
2	199.75	16.61	82.20	-65.59	30.64	-14.03	PK
* 3	305.48	21.80	82.20	-60.40	32.49	-10.69	PK
4	470.38	16.31	82.20	-65.89	22.90	-6.59	PK
5	585.81	16.64	82.20	-65.56	20.65	-4.01	PK
6	736.16	18.06	82.20	-64.14	19.29	-1.23	PK

Remark:

- "*" means this data is the worst emission level;
"!" means this data is over limit.
- Emission Level=Reading Level + Correct Factor(Correct Factor=Ant Factor+ Cable Loss- Pre Amp).
- Margin= Emission Level- Limit.

Model No	LVSKIHP	Site	CB7
Test Voltage	AC 120 V / 60 Hz	Test Date	2020/7/7
Test Mode	Mode 2: Transmit	Engineer	Nova
Polarity	Vertical	Temperature (°C)	29.0
Test Condition	RE-TX_BPSK_50M_MIMO_0	Humidity (%RH)	61.0
Note	n261;Beam ID 19+147;10RB11;Low		

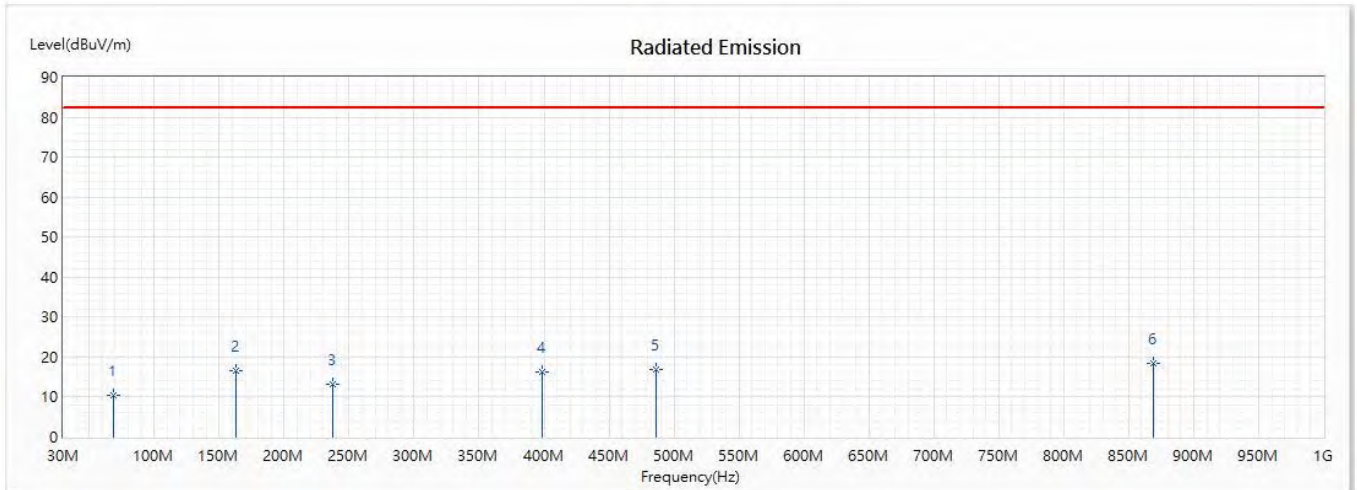


No	Frequency (MHz)	Emission Level (dBuV/m)	Limit (dBuV/m)	Margin (dB)	Reading Level (dBuV)	Correct Factor (dB/m)	Detector Type
1	65.89	18.52	82.20	-63.68	32.27	-13.75	PK
2	167.74	17.74	82.20	-64.46	29.75	-12.01	PK
* 3	293.84	20.89	82.20	-61.31	31.82	-10.93	PK
4	530.52	13.49	82.20	-68.71	18.79	-5.30	PK
5	634.31	15.96	82.20	-66.24	19.16	-3.20	PK
6	810.85	18.98	82.20	-63.22	19.16	-0.18	PK

Remark:

- "*" means this data is the worst emission level;
"!" means this data is over limit.
- Emission Level=Reading Level + Correct Factor(Correct Factor=Ant Factor+ Cable Loss- Pre Amp).
- Margin= Emission Level- Limit.

Model No	LVSKIHP	Site	CB7
Test Voltage	AC 120 V / 60 Hz	Test Date	2020/7/7
Test Mode	Mode 2: Transmit	Engineer	Nova
Polarity	Horizontal	Temperature (°C)	29.0
Test Condition	RE-TX_BPSK_50M_MIMO_0	Humidity (%RH)	61.0
Note	n261;Beam ID 19+147;10RB11;Mid		

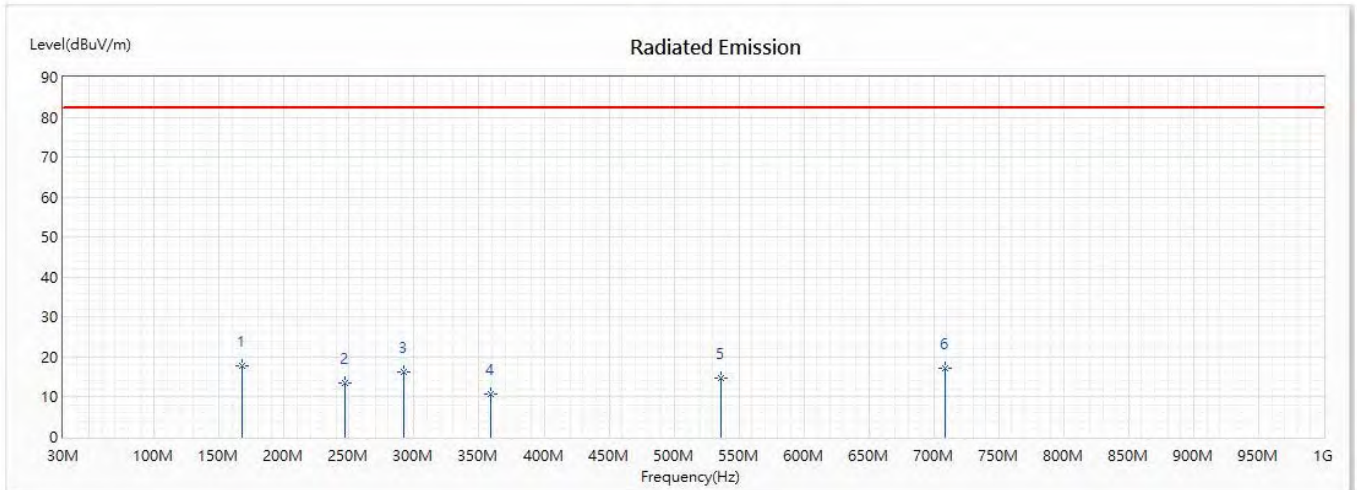


No	Frequency (MHz)	Emission Level (dBuV/m)	Limit (dBuV/m)	Margin (dB)	Reading Level (dBuV)	Correct Factor (dB/m)	Detector Type
1	68.8	10.53	82.20	-71.67	24.77	-14.24	PK
2	162.89	16.49	82.20	-65.71	28.28	-11.79	PK
3	237.58	13.25	82.20	-68.95	26.11	-12.86	PK
4	398.6	16.29	82.20	-65.91	24.48	-8.19	PK
5	485.9	16.89	82.20	-65.31	23.20	-6.31	PK
* 6	869.05	18.40	82.20	-63.80	17.71	0.69	PK

Remark:

- "*" means this data is the worst emission level;
"!" means this data is over limit.
- Emission Level=Reading Level + Correct Factor(Correct Factor=Ant Factor+ Cable Loss- Pre Amp).
- Margin= Emission Level- Limit.

Model No	LVSKIHP	Site	CB7
Test Voltage	AC 120 V / 60 Hz	Test Date	2020/7/7
Test Mode	Mode 2: Transmit	Engineer	Nova
Polarity	Vertical	Temperature (°C)	29.0
Test Condition	RE-TX_BPSK_50M_MIMO_0	Humidity (%RH)	61.0
Note	n261;Beam ID 19+147;10RB11;Mid		

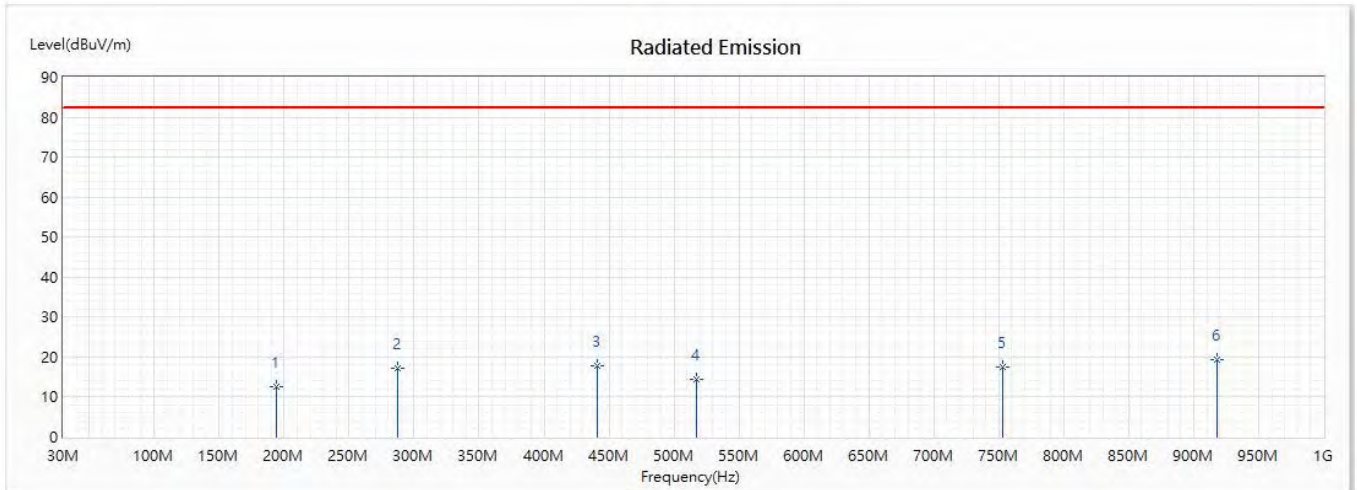


No	Frequency (MHz)	Emission Level (dBuV/m)	Limit (dBuV/m)	Margin (dB)	Reading Level (dBuV)	Correct Factor (dB/m)	Detector Type
* 1	167.74	17.74	82.20	-64.46	29.75	-12.01	PK
2	247.28	13.52	82.20	-68.68	26.16	-12.64	PK
3	291.9	16.39	82.20	-65.81	27.34	-10.95	PK
4	358.83	10.62	82.20	-71.58	19.88	-9.26	PK
5	536.34	14.64	82.20	-67.56	19.79	-5.15	PK
6	709	17.11	82.20	-65.09	18.90	-1.79	PK

Remark:

- "*" means this data is the worst emission level;
"!" means this data is over limit.
- Emission Level=Reading Level + Correct Factor(Correct Factor=Ant Factor+ Cable Loss- Pre Amp).
- Margin= Emission Level- Limit.

Model No	LVSKIHP	Site	CB7
Test Voltage	AC 120 V / 60 Hz	Test Date	2020/7/7
Test Mode	Mode 2: Transmit	Engineer	Nova
Polarity	Horizontal	Temperature (°C)	29.0
Test Condition	RE-TX_BPSK_50M_MIMO_0	Humidity (%RH)	61.0
Note	n261;Beam ID 19+147;10RB11;High		

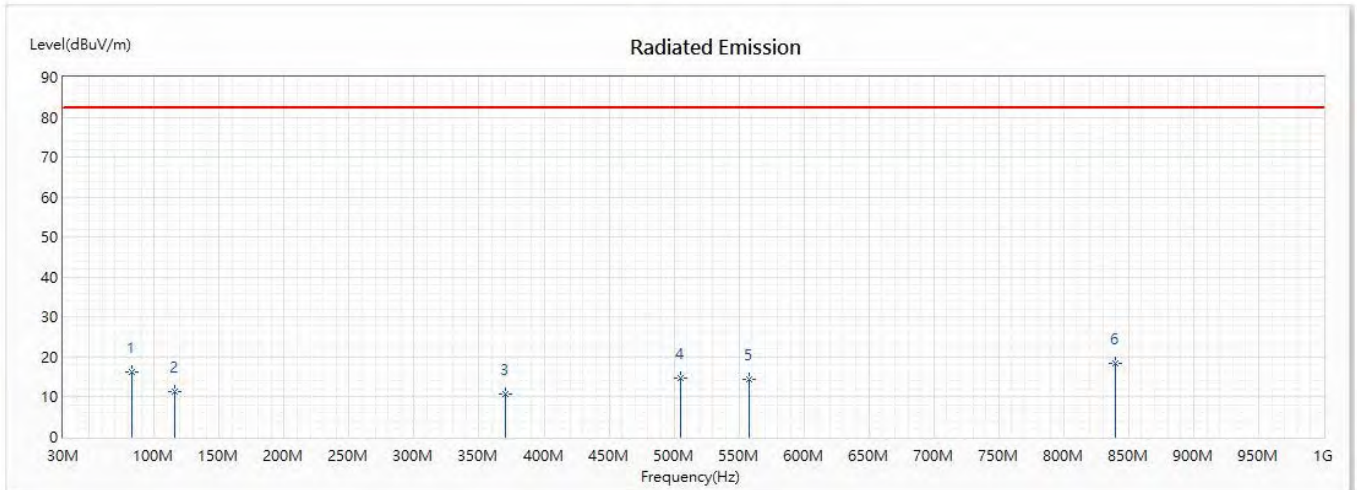


No	Frequency (MHz)	Emission Level (dBuV/m)	Limit (dBuV/m)	Margin (dB)	Reading Level (dBuV)	Correct Factor (dB/m)	Detector Type
1	193.93	12.55	82.20	-69.65	26.61	-14.06	PK
2	287.05	17.22	82.20	-64.98	28.31	-11.09	PK
3	441.28	17.84	82.20	-64.36	25.00	-7.16	PK
4	516.94	14.34	82.20	-67.86	19.97	-5.63	PK
5	752.65	17.42	82.20	-64.78	18.33	-0.91	PK
* 6	917.55	19.27	82.20	-62.93	17.77	1.50	PK

Remark:

- "*" means this data is the worst emission level;
"!" means this data is over limit.
- Emission Level=Reading Level + Correct Factor(Correct Factor=Ant Factor+ Cable Loss- Pre Amp).
- Margin= Emission Level- Limit.

Model No	LVSKIHP	Site	CB7
Test Voltage	AC 120 V / 60 Hz	Test Date	2020/7/7
Test Mode	Mode 2: Transmit	Engineer	Nova
Polarity	Vertical	Temperature (°C)	29.0
Test Condition	RE-TX_BPSK_50M_MIMO_0	Humidity (%RH)	61.0
Note	n261;Beam ID 19+147;10RB11;High		

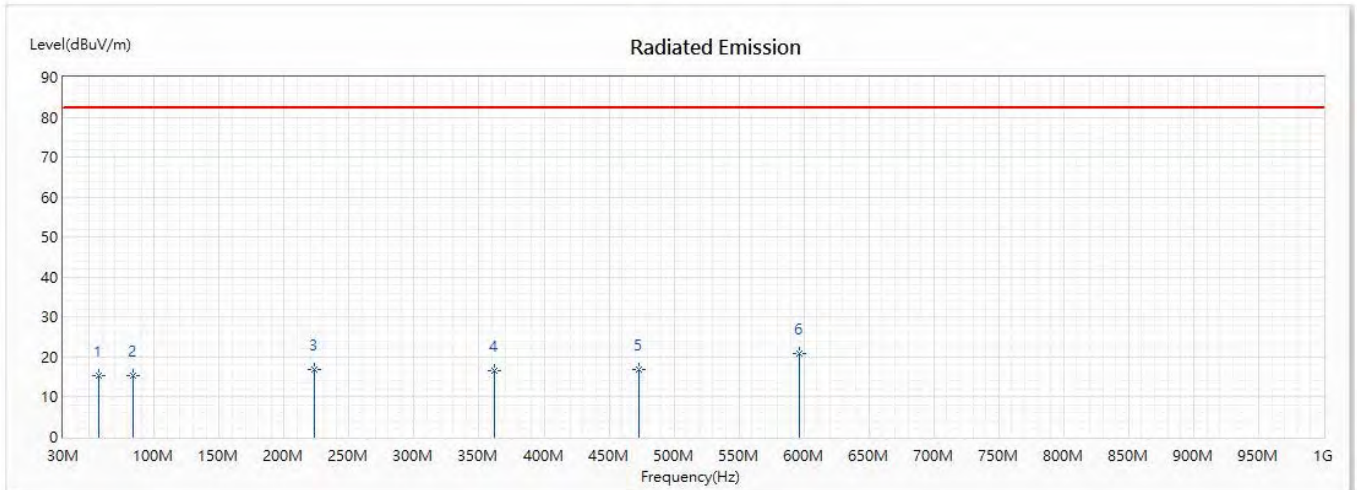


No	Frequency (MHz)	Emission Level (dBuV/m)	Limit (dBuV/m)	Margin (dB)	Reading Level (dBuV)	Correct Factor (dB/m)	Detector Type
1	82.38	16.36	82.20	-65.84	33.07	-16.71	PK
2	115.36	11.31	82.20	-70.89	25.76	-14.45	PK
3	370.47	10.90	82.20	-71.30	19.85	-8.95	PK
4	505.3	14.65	82.20	-67.55	20.57	-5.92	PK
5	557.68	14.39	82.20	-67.81	19.03	-4.64	PK
* 6	839.95	18.33	82.20	-63.87	18.09	0.24	PK

Remark:

- "*" means this data is the worst emission level;
"!" means this data is over limit.
- Emission Level=Reading Level + Correct Factor(Correct Factor=Ant Factor+ Cable Loss- Pre Amp).
- Margin= Emission Level- Limit.

Model No	LVSKIHP	Site	CB7
Test Voltage	AC 120 V / 60 Hz	Test Date	2020/7/7
Test Mode	Mode 1: Transmit	Engineer	Nova
Polarity	Vertical	Temperature (°C)	29.0
Test Condition	RE-TX_BPSK_50M_mimo_0	Humidity (%RH)	61.0
Note	n261;Beam ID 19+147;10RB11;High		



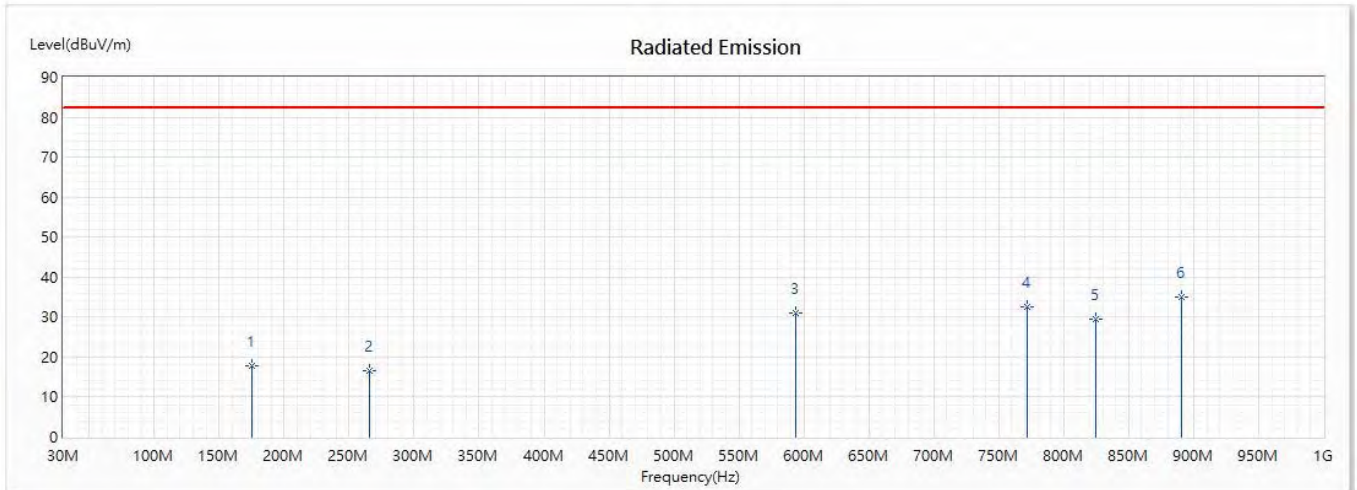
No	Frequency (MHz)	Emission Level (dBuV/m)	Limit (dBuV/m)	Margin (dB)	Reading Level (dBuV)	Correct Factor (dB/m)	Detector Type
1	57.16	15.29	82.20	-66.91	27.64	-12.35	PK
2	83.35	15.37	82.20	-66.83	32.27	-16.90	PK
3	223.03	16.89	82.20	-65.31	30.64	-13.75	PK
4	361.74	16.73	82.20	-65.47	25.91	-9.18	PK
5	473.29	16.89	82.20	-65.31	23.42	-6.53	PK
* 6	596.48	20.77	82.20	-61.43	24.53	-3.76	PK

Remark:

- "*" means this data is the worst emission level;
"!" means this data is over limit.
- Emission Level=Reading Level + Correct Factor(Correct Factor=Ant Factor+ Cable Loss- Pre Amp).
- Margin= Emission Level- Limit.

n261:1CC-BW100MHz-RSE 30MHz to 1GHz

Model No	LVSKIHP	Site	CB7
Test Voltage	AC 120 V / 60 Hz	Test Date	2020/7/7
Test Mode	Mode 1: Transmit	Engineer	Nova
Polarity	Horizontal	Temperature (°C)	29.0
Test Condition	RE-TX_BPSK_100M_0	Humidity (%RH)	61.0
Note	n261;Beam ID 147;20RB22;Low		

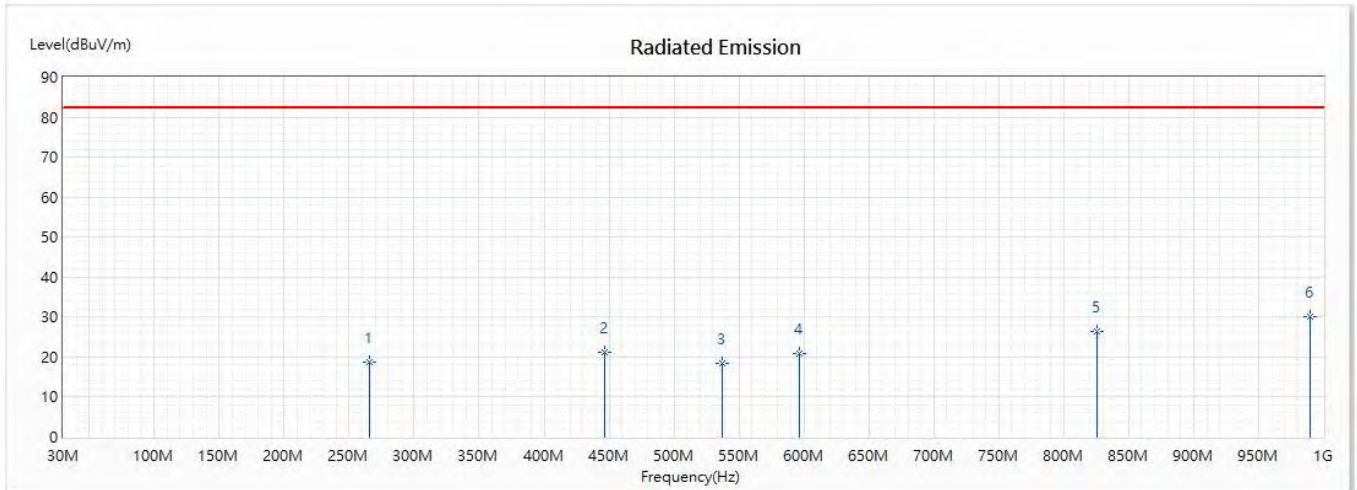


No	Frequency (MHz)	Emission Level (dBuV/m)	Limit (dBuV/m)	Margin (dB)	Reading Level (dBuV)	Correct Factor (dB/m)	Detector Type
1	175.5	17.86	82.20	-64.34	30.59	-12.73	PK
2	265.71	16.48	82.20	-65.72	28.55	-12.07	PK
3	593.57	30.88	82.20	-51.32	34.71	-3.83	PK
4	772.05	32.47	82.20	-49.73	33.13	-0.66	PK
5	824.43	29.45	82.20	-52.75	29.44	0.01	PK
* 6	890.39	34.95	82.20	-47.25	33.92	1.03	PK

Remark:

- "*" means this data is the worst emission level;
"!" means this data is over limit.
- Emission Level=Reading Level + Correct Factor(Correct Factor=Ant Factor+ Cable Loss- Pre Amp).
- Margin= Emission Level- Limit.

Model No	LVSKIHP	Site	CB7
Test Voltage	AC 120 V / 60 Hz	Test Date	2020/7/7
Test Mode	Mode 1: Transmit	Engineer	Nova
Polarity	Vertical	Temperature (°C)	29.0
Test Condition	RE-TX_BPSK_100M_0	Humidity (%RH)	61.0
Note	n261;Beam ID 147;20RB22;Low		

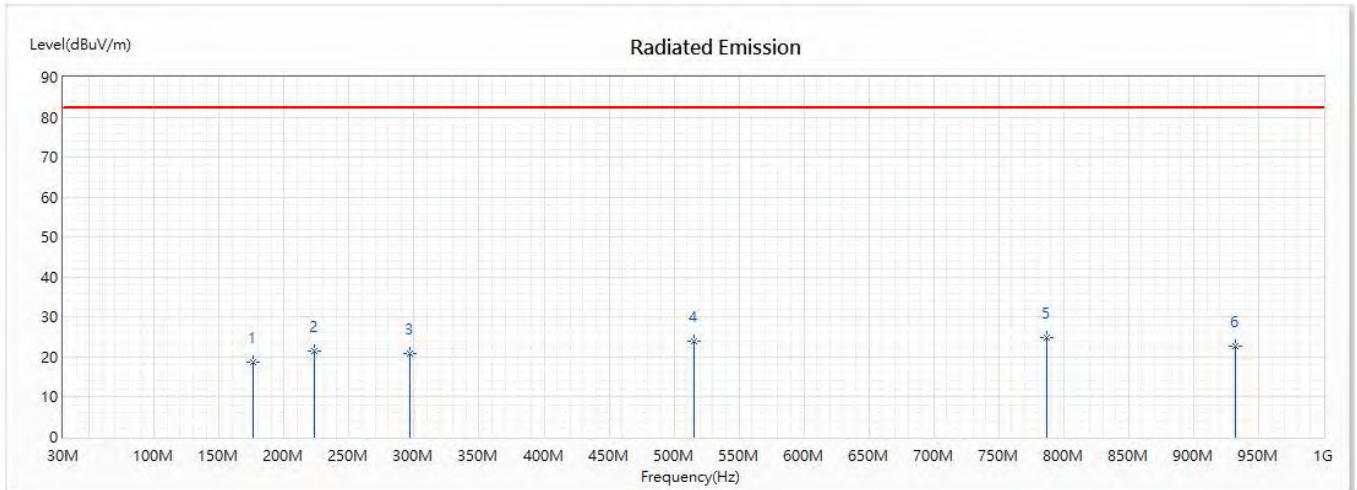


No	Frequency (MHz)	Emission Level (dBuV/m)	Limit (dBuV/m)	Margin (dB)	Reading Level (dBuV)	Correct Factor (dB/m)	Detector Type
1	265.71	18.69	82.20	-63.51	30.76	-12.07	PK
2	447.1	21.18	82.20	-61.02	28.20	-7.02	PK
3	537.31	18.51	82.20	-63.69	23.64	-5.13	PK
4	596.48	20.88	82.20	-61.32	24.64	-3.76	PK
5	825.4	26.32	82.20	-55.88	26.29	0.03	PK
* 6	989.33	30.09	82.20	-52.11	27.40	2.69	PK

Remark:

- "*" means this data is the worst emission level;
"!" means this data is over limit.
- Emission Level=Reading Level + Correct Factor(Correct Factor=Ant Factor+ Cable Loss- Pre Amp).
- Margin= Emission Level- Limit.

Model No	LVSKIHP	Site	CB7
Test Voltage	AC 120 V / 60 Hz	Test Date	2020/7/7
Test Mode	Mode 1: Transmit	Engineer	Nova
Polarity	Horizontal	Temperature (°C)	29.0
Test Condition	RE-TX_BPSK_100M_0	Humidity (%RH)	61.0
Note	n261;Beam ID 147;20RB22;Mid		

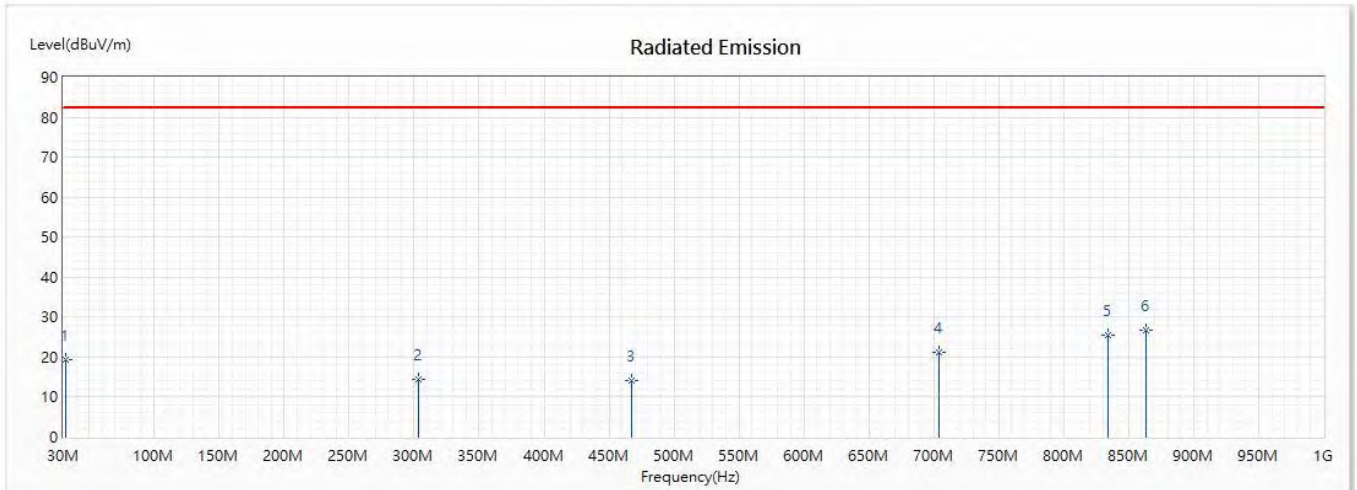


No	Frequency (MHz)	Emission Level (dBuV/m)	Limit (dBuV/m)	Margin (dB)	Reading Level (dBuV)	Correct Factor (dB/m)	Detector Type
1	176.47	18.88	82.20	-63.32	31.73	-12.85	PK
2	223.03	21.62	82.20	-60.58	35.37	-13.75	PK
3	296.75	21.02	82.20	-61.18	31.91	-10.89	PK
4	515	23.93	82.20	-58.27	29.62	-5.69	PK
* 5	786.6	24.80	82.20	-57.40	25.29	-0.49	PK
6	932.1	22.71	82.20	-59.49	20.97	1.74	PK

Remark:

- "*" means this data is the worst emission level;
"!" means this data is over limit.
- Emission Level=Reading Level + Correct Factor(Correct Factor=Ant Factor+ Cable Loss- Pre Amp).
- Margin= Emission Level- Limit.

Model No	LVSKIHP	Site	CB7
Test Voltage	AC 120 V / 60 Hz	Test Date	2020/7/7
Test Mode	Mode 1: Transmit	Engineer	Nova
Polarity	Vertical	Temperature (°C)	29.0
Test Condition	RE-TX_BPSK_100M_0	Humidity (%RH)	61.0
Note	n261;Beam ID 147;20RB22;Mid		

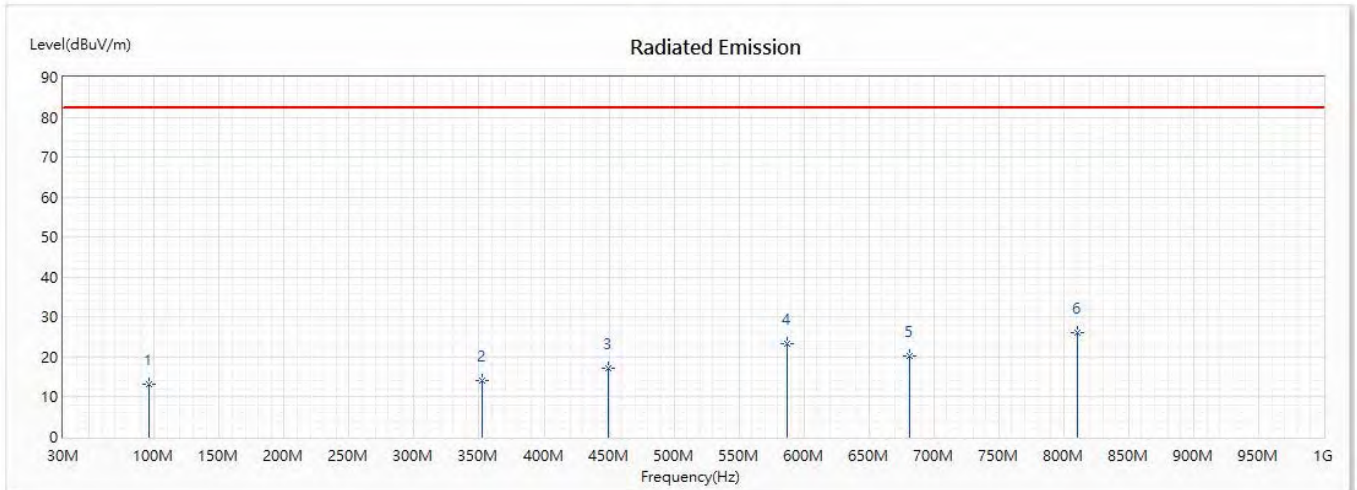


No	Frequency (MHz)	Emission Level (dBuV/m)	Limit (dBuV/m)	Margin (dB)	Reading Level (dBuV)	Correct Factor (dB/m)	Detector Type
1	31.94	19.49	82.20	-62.71	31.75	-12.26	PK
2	303.54	14.41	82.20	-67.79	25.16	-10.75	PK
3	467.47	14.18	82.20	-68.02	20.82	-6.64	PK
4	704.15	21.17	82.20	-61.03	23.05	-1.88	PK
5	834.13	25.55	82.20	-56.65	25.39	0.16	PK
* 6	863.23	26.71	82.20	-55.49	26.11	0.60	PK

Remark:

- "*" means this data is the worst emission level;
"!" means this data is over limit.
- Emission Level=Reading Level + Correct Factor(Correct Factor=Ant Factor+ Cable Loss- Pre Amp).
- Margin= Emission Level- Limit.

Model No	LVSKIHP	Site	CB7
Test Voltage	AC 120 V / 60 Hz	Test Date	2020/7/7
Test Mode	Mode 1: Transmit	Engineer	Nova
Polarity	Horizontal	Temperature (°C)	29.0
Test Condition	RE-TX_BPSK_100M_0	Humidity (%RH)	61.0
Note	n261;Beam ID 147;20RB22;High		

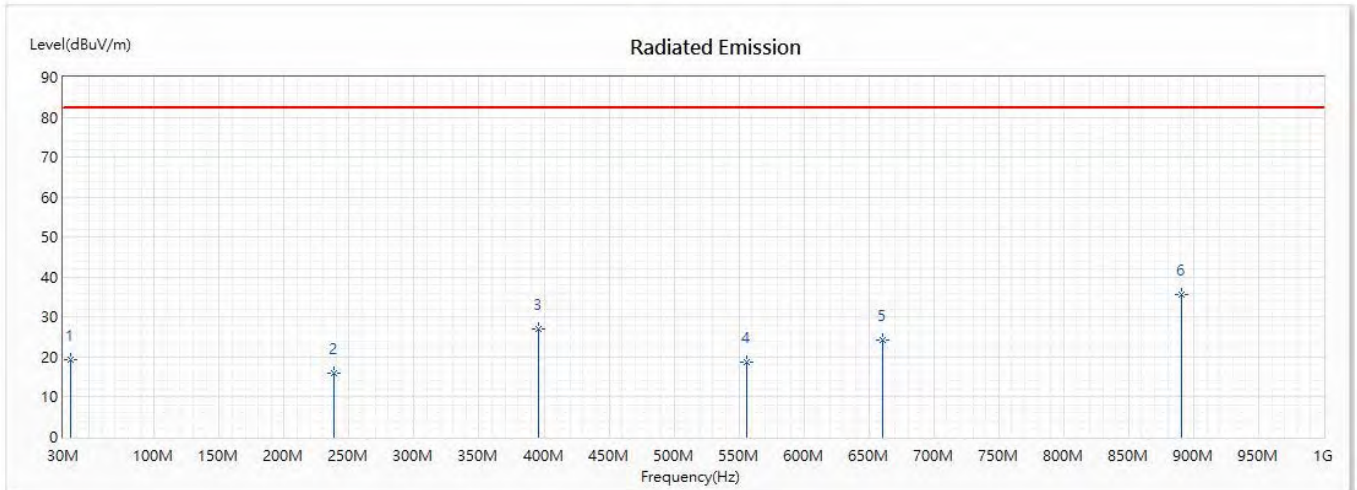


No	Frequency (MHz)	Emission Level (dBuV/m)	Limit (dBuV/m)	Margin (dB)	Reading Level (dBuV)	Correct Factor (dB/m)	Detector Type
1	95.96	13.14	82.20	-69.06	30.40	-17.26	PK
2	352.04	14.25	82.20	-67.95	23.69	-9.44	PK
3	449.04	17.19	82.20	-65.01	24.17	-6.98	PK
4	586.78	23.26	82.20	-58.94	27.25	-3.99	PK
5	681.84	20.39	82.20	-61.81	22.72	-2.33	PK
* 6	810.85	26.06	82.20	-56.14	26.24	-0.18	PK

Remark:

- "*" means this data is the worst emission level;
"!" means this data is over limit.
- Emission Level=Reading Level + Correct Factor(Correct Factor=Ant Factor+ Cable Loss- Pre Amp).
- Margin= Emission Level- Limit.

Model No	LVSKIHP	Site	CB7
Test Voltage	AC 120 V / 60 Hz	Test Date	2020/7/7
Test Mode	Mode 1: Transmit	Engineer	Nova
Polarity	Vertical	Temperature (°C)	29.0
Test Condition	RE-TX_BPSK_100M_0	Humidity (%RH)	61.0
Note	n261;Beam ID 147;20RB22;High		

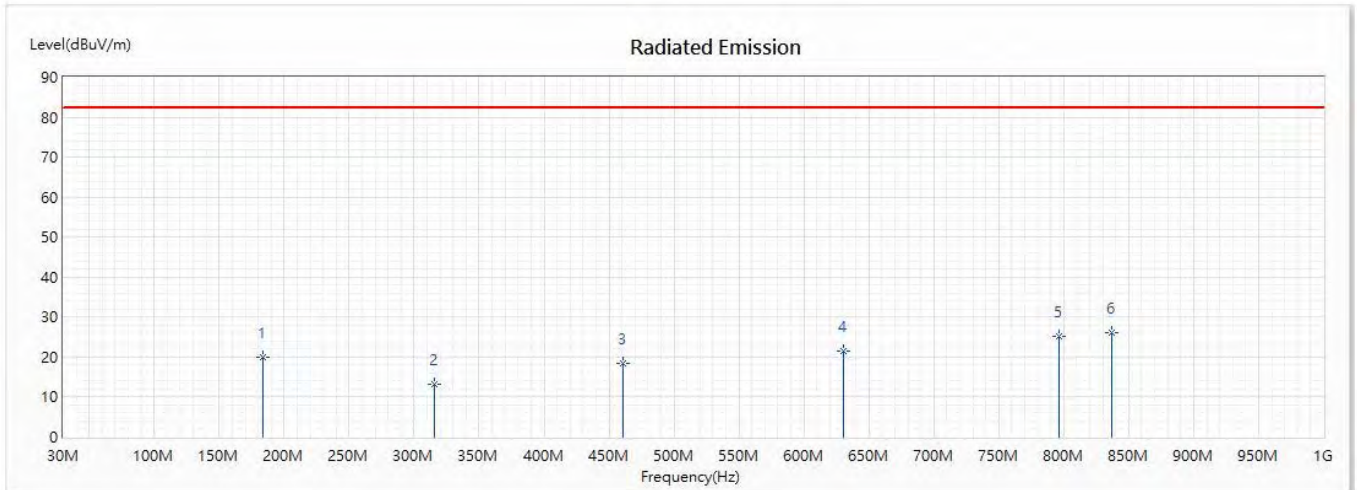


No	Frequency (MHz)	Emission Level (dBuV/m)	Limit (dBuV/m)	Margin (dB)	Reading Level (dBuV)	Correct Factor (dB/m)	Detector Type
1	35.82	19.42	82.20	-62.78	31.33	-11.91	PK
2	238.55	15.92	82.20	-66.28	28.76	-12.84	PK
3	395.69	26.92	82.20	-55.28	35.19	-8.27	PK
4	555.74	18.87	82.20	-63.33	23.56	-4.69	PK
5	660.5	24.34	82.20	-57.86	27.10	-2.76	PK
* 6	890.39	35.59	82.20	-46.61	34.56	1.03	PK

Remark:

1. "*" means this data is the worst emission level;
"!" means this data is over limit.
2. Emission Level=Reading Level + Correct Factor(Correct Factor=Ant Factor+ Cable Loss- Pre Amp).
3. Margin= Emission Level- Limit.

Model No	LVSKIHP	Site	CB7
Test Voltage	AC 120 V / 60 Hz	Test Date	2020/7/7
Test Mode	Mode 1: Transmit	Engineer	Nova
Polarity	Horizontal	Temperature (°C)	29.0
Test Condition	RE-TX_BPSK_100M_mimo_0	Humidity (%RH)	61.0
Note	n261;Beam ID 19+147;20RB22;Low		

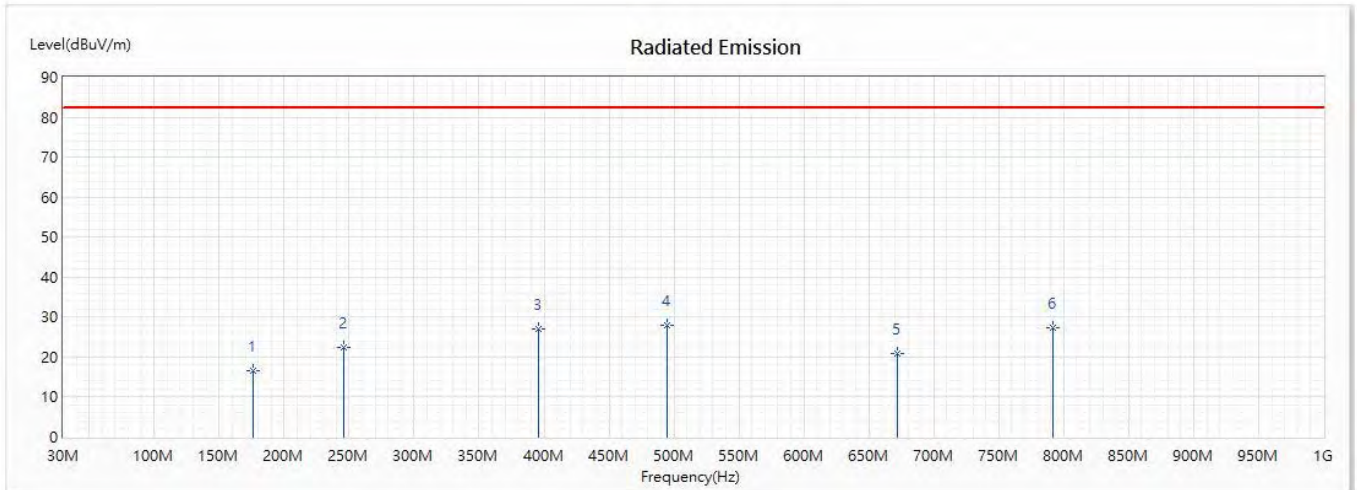


No	Frequency (MHz)	Emission Level (dBuV/m)	Limit (dBuV/m)	Margin (dB)	Reading Level (dBuV)	Correct Factor (dB/m)	Detector Type
1	183.26	20.11	82.20	-62.09	33.62	-13.51	PK
2	315.18	13.16	82.20	-69.04	23.59	-10.43	PK
3	460.68	18.49	82.20	-63.71	25.25	-6.76	PK
4	630.43	21.61	82.20	-60.59	24.87	-3.26	PK
5	796.3	25.18	82.20	-57.02	25.55	-0.37	PK
* 6	837.1	26.11	82.20	-56.09	25.91	0.20	PK

Remark:

- "*" means this data is the worst emission level;
"!" means this data is over limit.
- Emission Level=Reading Level + Correct Factor(Correct Factor=Ant Factor+ Cable Loss- Pre Amp).
- Margin= Emission Level- Limit.

Model No	LVSKIHP	Site	CB7
Test Voltage	AC 120 V / 60 Hz	Test Date	2020/7/7
Test Mode	Mode 1: Transmit	Engineer	Nova
Polarity	Vertical	Temperature (°C)	29.0
Test Condition	RE-TX_BPSK_100M_mimo_0	Humidity (%RH)	61.0
Note	n261;Beam ID 19+147;20RB22;Low		

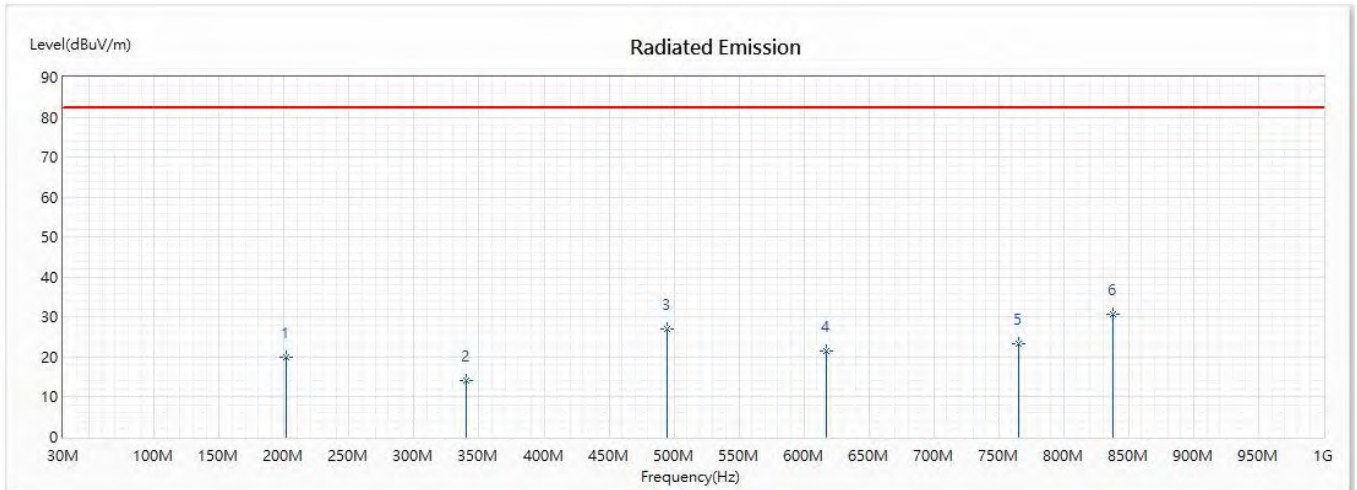


No	Frequency (MHz)	Emission Level (dBuV/m)	Limit (dBuV/m)	Margin (dB)	Reading Level (dBuV)	Correct Factor (dB/m)	Detector Type
1	176.47	16.56	82.20	-65.64	29.41	-12.85	PK
2	246.31	22.32	82.20	-59.88	34.98	-12.66	PK
3	395.69	27.03	82.20	-55.17	35.30	-8.27	PK
* 4	494.63	28.03	82.20	-54.17	34.19	-6.16	PK
5	672.14	20.74	82.20	-61.46	23.27	-2.53	PK
6	791.45	27.33	82.20	-54.87	27.76	-0.43	PK

Remark:

- "*" means this data is the worst emission level;
"!" means this data is over limit.
- Emission Level=Reading Level + Correct Factor(Correct Factor=Ant Factor+ Cable Loss- Pre Amp).
- Margin= Emission Level- Limit.

Model No	LVSKIHP	Site	CB7
Test Voltage	AC 120 V / 60 Hz	Test Date	2020/7/7
Test Mode	Mode 1: Transmit	Engineer	Nova
Polarity	Horizontal	Temperature (°C)	29.0
Test Condition	RE-TX_BPSK_100M_mimo_0	Humidity (%RH)	61.0
Note	n261;Beam ID 19+147;20RB22;Mid		

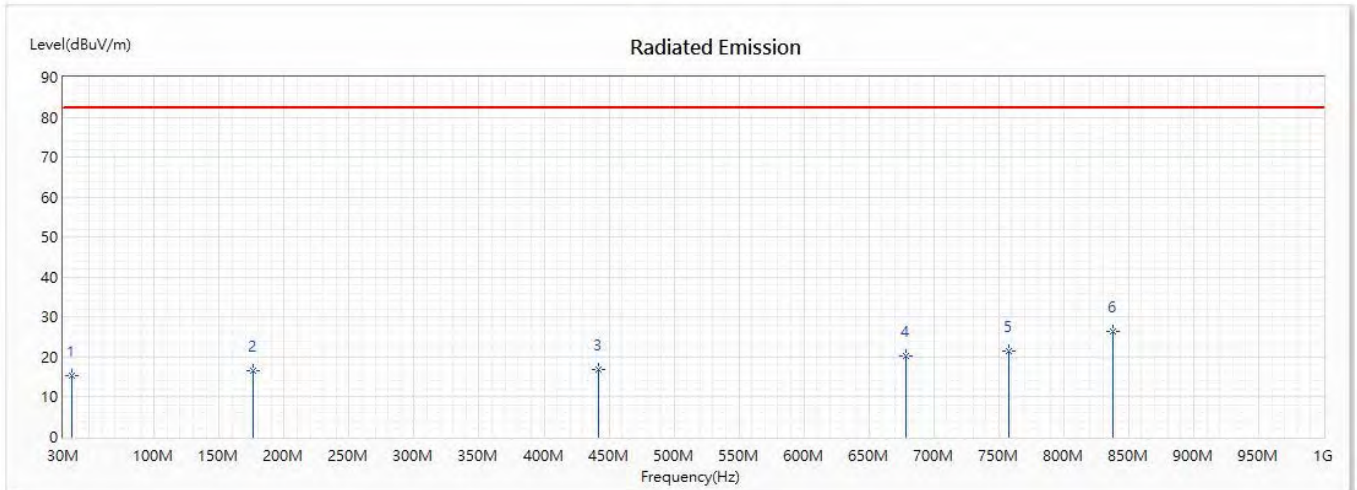


No	Frequency (MHz)	Emission Level (dBuV/m)	Limit (dBuV/m)	Margin (dB)	Reading Level (dBuV)	Correct Factor (dB/m)	Detector Type
1	201.69	20.07	82.20	-62.13	34.11	-14.04	PK
2	340.4	14.25	82.20	-67.95	24.00	-9.75	PK
3	494.63	27.08	82.20	-55.12	33.24	-6.16	PK
4	616.85	21.35	82.20	-60.85	24.79	-3.44	PK
5	765.26	23.26	82.20	-58.94	24.02	-0.76	PK
* 6	838.01	30.84	82.20	-51.36	30.63	0.21	PK

Remark:

- "*" means this data is the worst emission level;
"!" means this data is over limit.
- Emission Level=Reading Level + Correct Factor(Correct Factor=Ant Factor+ Cable Loss- Pre Amp).
- Margin= Emission Level- Limit.

Model No	LVSKIHP	Site	CB7
Test Voltage	AC 120 V / 60 Hz	Test Date	2020/7/7
Test Mode	Mode 1: Transmit	Engineer	Nova
Polarity	Vertical	Temperature (°C)	29.0
Test Condition	RE-TX_BPSK_100M_mimo_0	Humidity (%RH)	61.0
Note	n261;Beam ID 19+147;20RB22;Mid		

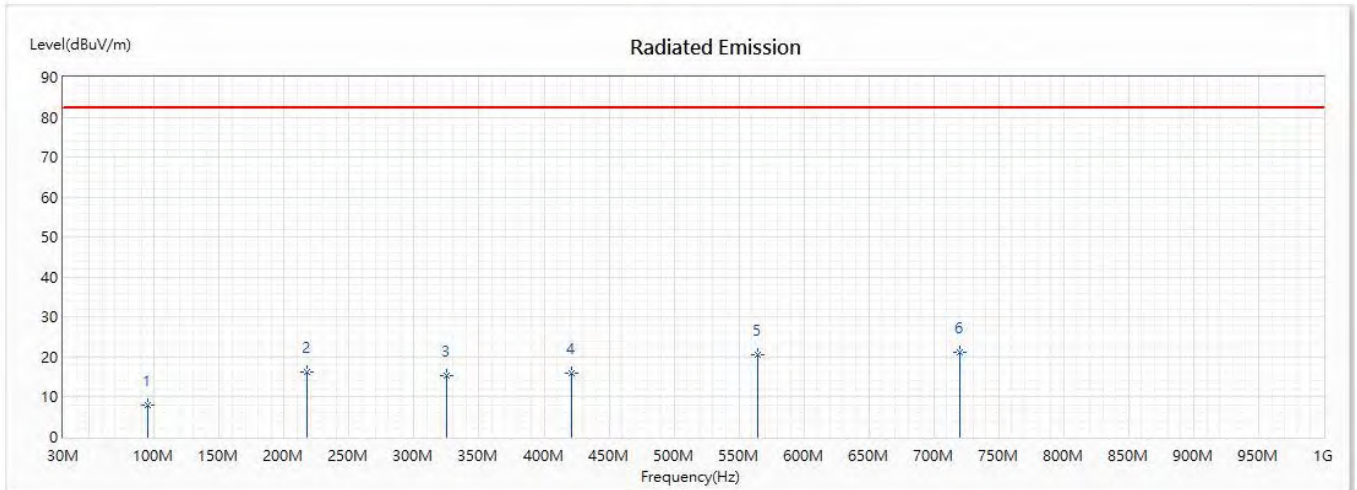


No	Frequency (MHz)	Emission Level (dBuV/m)	Limit (dBuV/m)	Margin (dB)	Reading Level (dBuV)	Correct Factor (dB/m)	Detector Type
1	36.79	15.51	82.20	-66.69	27.33	-11.82	PK
2	176.47	16.56	82.20	-65.64	29.41	-12.85	PK
3	442.25	16.75	82.20	-65.45	23.90	-7.15	PK
4	678.93	20.31	82.20	-61.89	22.71	-2.40	PK
5	757.5	21.64	82.20	-60.56	22.49	-0.85	PK
* 6	838.01	26.37	82.20	-55.83	26.16	0.21	PK

Remark:

- "*" means this data is the worst emission level;
"!" means this data is over limit.
- Emission Level=Reading Level + Correct Factor(Correct Factor=Ant Factor+ Cable Loss- Pre Amp).
- Margin= Emission Level- Limit.

Model No	LVSKIHP	Site	CB7
Test Voltage	AC 120 V / 60 Hz	Test Date	2020/7/7
Test Mode	Mode 1: Transmit	Engineer	Nova
Polarity	Horizontal	Temperature (°C)	29.0
Test Condition	RE-TX_BPSK_100M_mimo_0	Humidity (%RH)	61.0
Note	n261;Beam ID 19+147;20RB22;High		

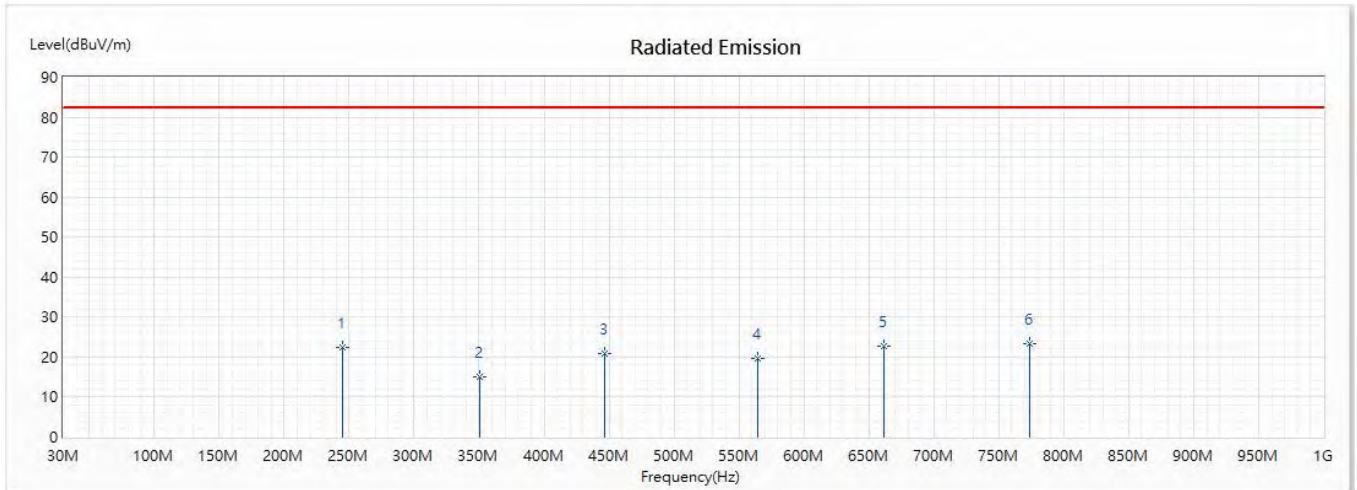


No	Frequency (MHz)	Emission Level (dBuV/m)	Limit (dBuV/m)	Margin (dB)	Reading Level (dBuV)	Correct Factor (dB/m)	Detector Type
1	94.99	7.96	82.20	-74.24	25.39	-17.43	PK
2	217.21	16.39	82.20	-65.81	30.46	-14.07	PK
3	324.88	15.42	82.20	-66.78	25.59	-10.17	PK
4	420.91	16.05	82.20	-66.15	23.70	-7.65	PK
5	564.47	20.63	82.20	-61.57	25.12	-4.49	PK
* 6	719.67	21.31	82.20	-60.89	22.87	-1.56	PK

Remark:

- "*" means this data is the worst emission level;
"!" means this data is over limit.
- Emission Level=Reading Level + Correct Factor(Correct Factor=Ant Factor+ Cable Loss- Pre Amp).
- Margin= Emission Level- Limit.

Model No	LVSKIHP	Site	CB7
Test Voltage	AC 120 V / 60 Hz	Test Date	2020/7/7
Test Mode	Mode 1: Transmit	Engineer	Nova
Polarity	Vertical	Temperature (°C)	29.0
Test Condition	RE-TX_BPSK_100M_mimo_0	Humidity (%RH)	61.0
Note	n261;Beam ID 19+147;20RB22;High		



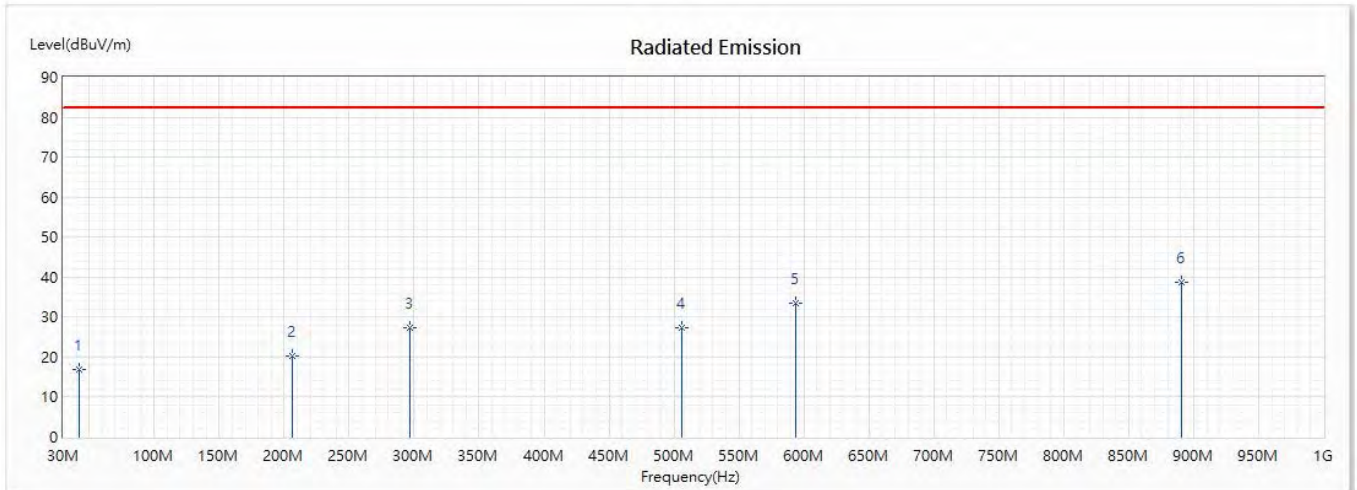
No	Frequency (MHz)	Emission Level (dBuV/m)	Limit (dBuV/m)	Margin (dB)	Reading Level (dBuV)	Correct Factor (dB/m)	Detector Type
1	245.34	22.36	82.20	-59.84	35.04	-12.68	PK
2	350.1	15.13	82.20	-67.07	24.63	-9.50	PK
3	447.1	20.92	82.20	-61.28	27.94	-7.02	PK
4	564.47	19.76	82.20	-62.44	24.25	-4.49	PK
5	661.47	22.77	82.20	-59.43	25.51	-2.74	PK
* 6	773.99	23.44	82.20	-58.76	24.09	-0.65	PK

Remark:

- "*" means this data is the worst emission level;
"!" means this data is over limit.
- Emission Level=Reading Level + Correct Factor(Correct Factor=Ant Factor+ Cable Loss- Pre Amp).
- Margin= Emission Level- Limit.

n261:2CC-BW50MHz-RSE 30MHz to 1GHz

Model No	LVSKIHP	Site	CB7
Test Voltage	AC 120 V / 60 Hz	Test Date	2020/7/7
Test Mode	Mode 1: Transmit	Engineer	Nova
Polarity	Horizontal	Temperature (°C)	29.0
Test Condition	RE-TX_QPSK_50M_0	Humidity (%RH)	61.0
Note	n261;2CC; Beam ID 19;FullRB;Low		

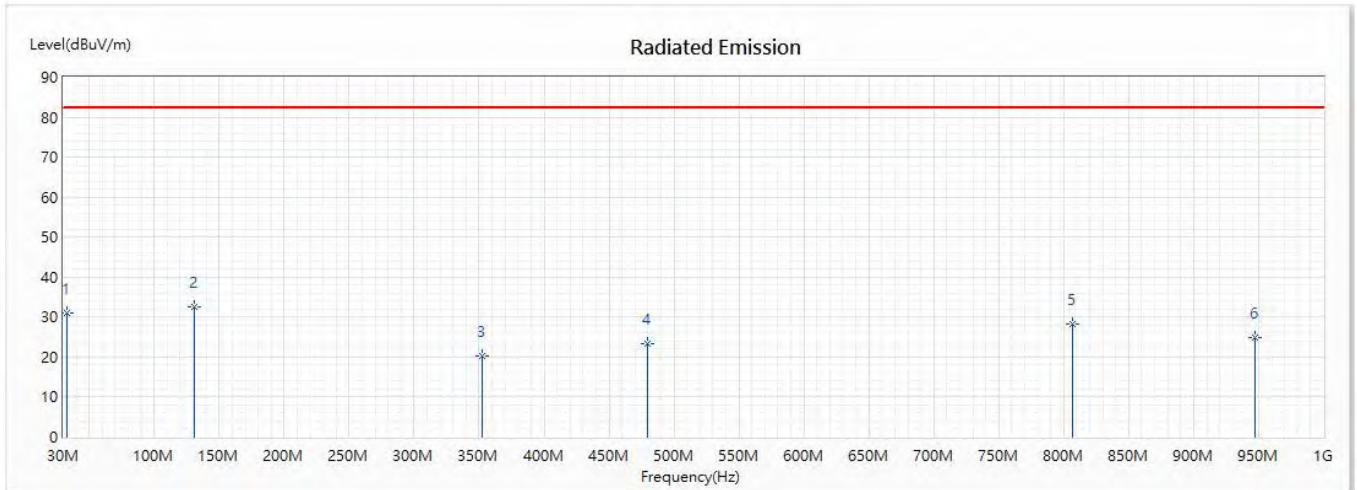


No	Frequency (MHz)	Emission Level (dBuV/m)	Limit (dBuV/m)	Margin (dB)	Reading Level (dBuV)	Correct Factor (dB/m)	Detector Type
1	42.61	16.81	82.20	-65.39	28.20	-11.39	PK
2	206.54	20.32	82.20	-61.88	34.38	-14.06	PK
3	296.75	27.29	82.20	-54.91	38.18	-10.89	PK
4	506.27	27.49	82.20	-54.71	33.39	-5.90	PK
5	593.57	33.39	82.20	-48.81	37.22	-3.83	PK
* 6	890.39	38.78	82.20	-43.42	37.75	1.03	PK

Remark:

- "*" means this data is the worst emission level;
"!" means this data is over limit.
- Emission Level=Reading Level + Correct Factor(Correct Factor=Ant Factor+ Cable Loss- Pre Amp).
- Margin= Emission Level- Limit.

Model No	LVSKIHP	Site	CB7
Test Voltage	AC 120 V / 60 Hz	Test Date	2020/7/7
Test Mode	Mode 1: Transmit	Engineer	Nova
Polarity	Vertical	Temperature (°C)	29.0
Test Condition	RE-TX_QPSK_50M_0	Humidity (%RH)	61.0
Note	n261;2CC; Beam ID 19;FullRB;Low		

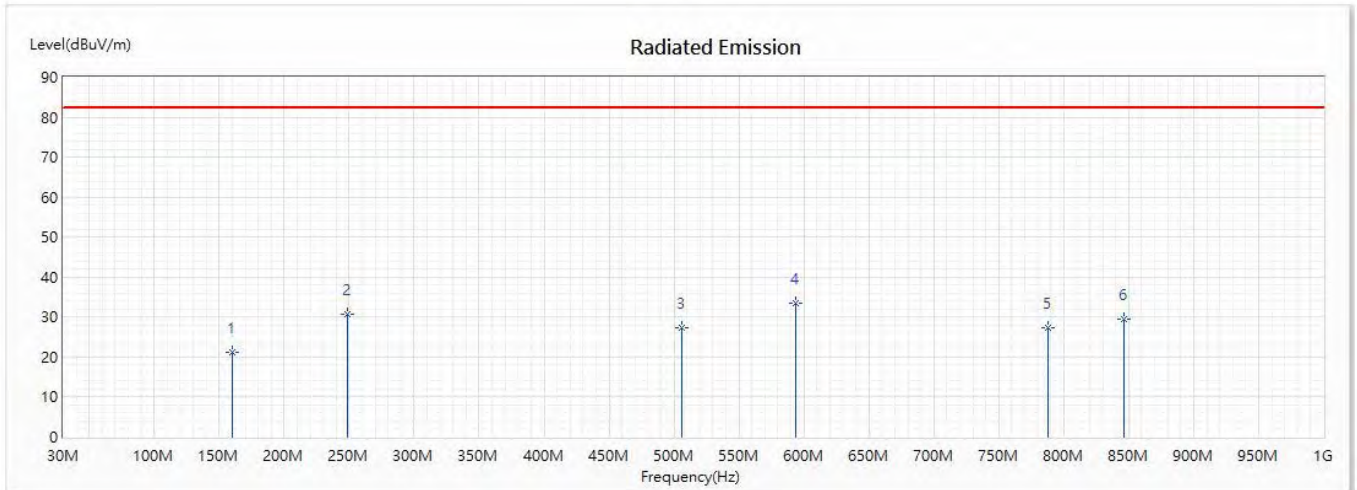


No	Frequency (MHz)	Emission Level (dBuV/m)	Limit (dBuV/m)	Margin (dB)	Reading Level (dBuV)	Correct Factor (dB/m)	Detector Type
1	32.91	31.05	82.20	-51.15	43.23	-12.18	PK
* 2	130.88	32.43	82.20	-49.77	45.24	-12.81	PK
3	352.04	20.20	82.20	-62.00	29.64	-9.44	PK
4	480.08	23.49	82.20	-58.71	29.90	-6.41	PK
5	806.97	28.33	82.20	-53.87	28.55	-0.22	PK
6	947.62	24.81	82.20	-57.39	22.82	1.99	PK

Remark:

- "*" means this data is the worst emission level;
"!" means this data is over limit.
- Emission Level=Reading Level + Correct Factor(Correct Factor=Ant Factor+ Cable Loss- Pre Amp).
- Margin= Emission Level- Limit.

Model No	LVSKIHP	Site	CB7
Test Voltage	AC 120 V / 60 Hz	Test Date	2020/7/7
Test Mode	Mode 1: Transmit	Engineer	Nova
Polarity	Horizontal	Temperature (°C)	29.0
Test Condition	RE-TX_QPSK_50M_0	Humidity (%RH)	61.0
Note	n261;2CC; Beam ID 19;FullRB;Mid		

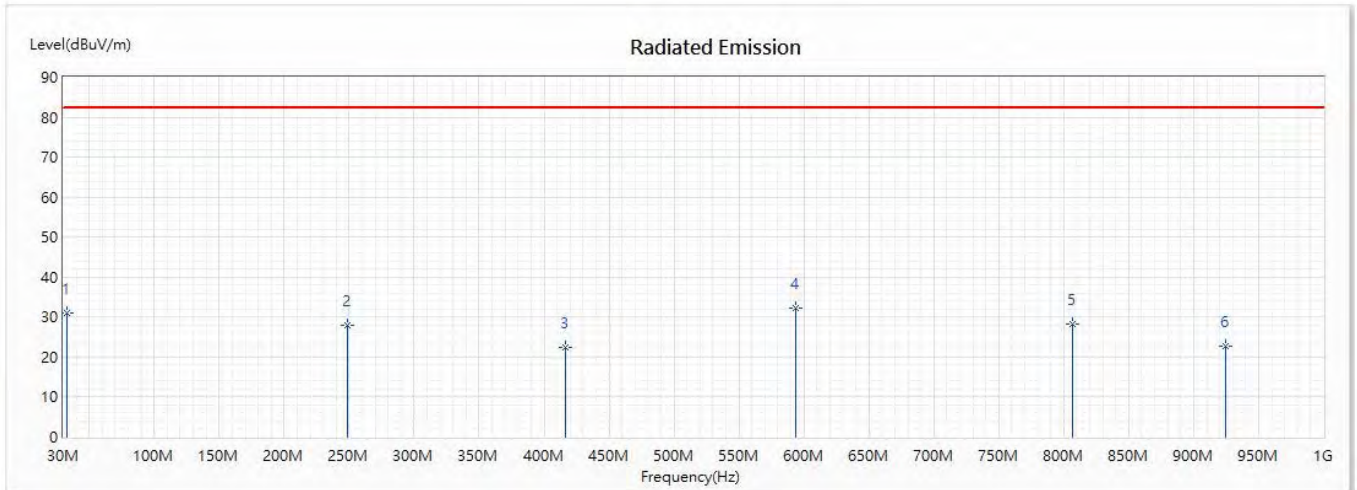


No	Frequency (MHz)	Emission Level (dBuV/m)	Limit (dBuV/m)	Margin (dB)	Reading Level (dBuV)	Correct Factor (dB/m)	Detector Type
1	159.98	21.10	82.20	-61.10	32.77	-11.67	PK
2	248.25	30.60	82.20	-51.60	43.22	-12.62	PK
3	506.27	27.49	82.20	-54.71	33.39	-5.90	PK
* 4	593.57	33.39	82.20	-48.81	37.22	-3.83	PK
5	787.57	27.49	82.20	-54.71	27.97	-0.48	PK
6	846.74	29.39	82.20	-52.81	29.05	0.34	PK

Remark:

- "*" means this data is the worst emission level;
"!" means this data is over limit.
- Emission Level=Reading Level + Correct Factor(Correct Factor=Ant Factor+ Cable Loss- Pre Amp).
- Margin= Emission Level- Limit.

Model No	LVSKIHP	Site	CB7
Test Voltage	AC 120 V / 60 Hz	Test Date	2020/7/7
Test Mode	Mode 1: Transmit	Engineer	Nova
Polarity	Vertical	Temperature (°C)	29.0
Test Condition	RE-TX_QPSK_50M_0	Humidity (%RH)	61.0
Note	n261;2CC; Beam ID 19;FullRB;Mid		

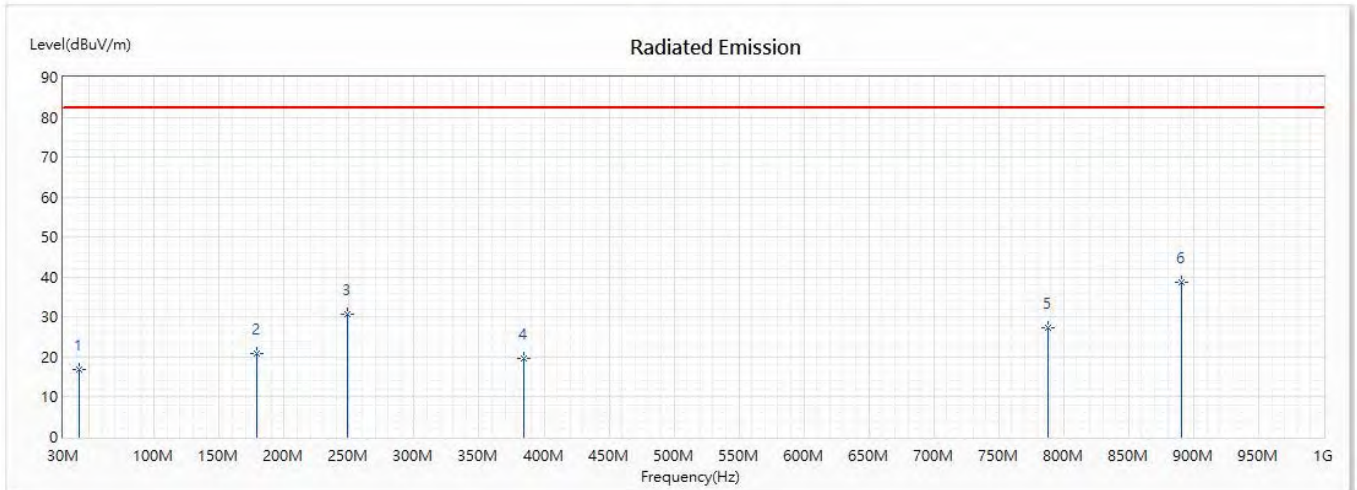


No	Frequency (MHz)	Emission Level (dBuV/m)	Limit (dBuV/m)	Margin (dB)	Reading Level (dBuV)	Correct Factor (dB/m)	Detector Type
1	32.91	31.05	82.20	-51.15	43.23	-12.18	PK
2	248.25	28.04	82.20	-54.16	40.66	-12.62	PK
3	416.06	22.39	82.20	-59.81	30.16	-7.77	PK
* 4	593.57	32.29	82.20	-49.91	36.12	-3.83	PK
5	806.97	28.33	82.20	-53.87	28.55	-0.22	PK
6	924.34	22.88	82.20	-59.32	21.28	1.60	PK

Remark:

- "*" means this data is the worst emission level;
"!" means this data is over limit.
- Emission Level=Reading Level + Correct Factor(Correct Factor=Ant Factor+ Cable Loss- Pre Amp).
- Margin= Emission Level- Limit.

Model No	LVSKIHP	Site	CB7
Test Voltage	AC 120 V / 60 Hz	Test Date	2020/7/7
Test Mode	Mode 1: Transmit	Engineer	Nova
Polarity	Horizontal	Temperature (°C)	29.0
Test Condition	RE-TX_QPSK_50M_0	Humidity (%RH)	61.0
Note	n261;2CC; Beam ID 19;FullRB;High		

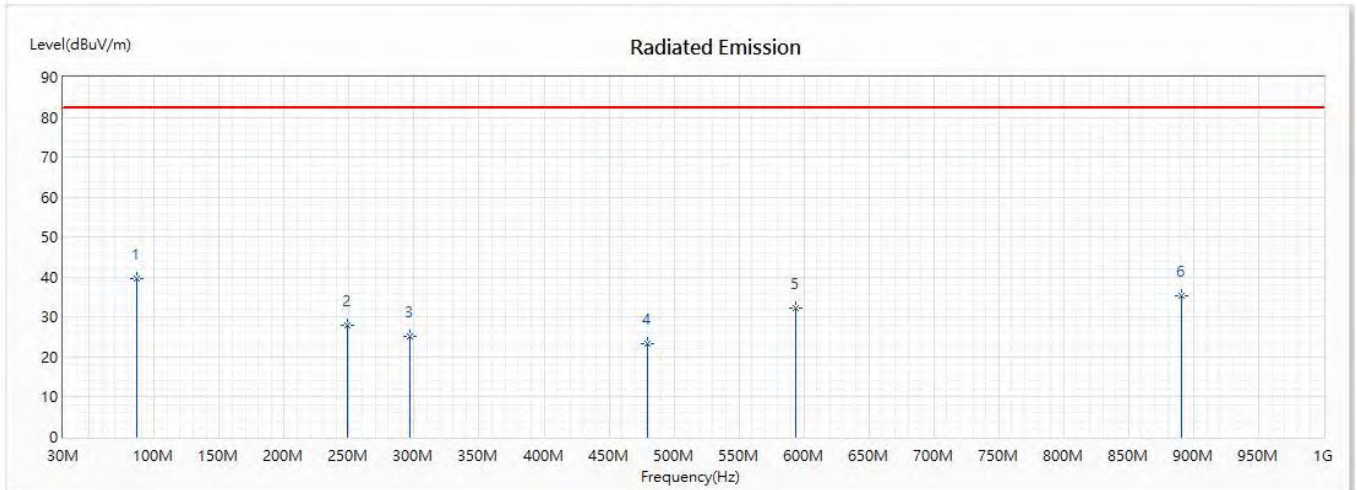


No	Frequency (MHz)	Emission Level (dBuV/m)	Limit (dBuV/m)	Margin (dB)	Reading Level (dBuV)	Correct Factor (dB/m)	Detector Type
1	42.61	16.81	82.20	-65.39	28.20	-11.39	PK
2	179.38	20.92	82.20	-61.28	34.09	-13.17	PK
3	248.25	30.60	82.20	-51.60	43.22	-12.62	PK
4	384.05	19.52	82.20	-62.68	28.10	-8.58	PK
5	787.57	27.49	82.20	-54.71	27.97	-0.48	PK
* 6	890.39	38.78	82.20	-43.42	37.75	1.03	PK

Remark:

- "*" means this data is the worst emission level;
"!" means this data is over limit.
- Emission Level=Reading Level + Correct Factor(Correct Factor=Ant Factor+ Cable Loss- Pre Amp).
- Margin= Emission Level- Limit.

Model No	LVSKIHP	Site	CB7
Test Voltage	AC 120 V / 60 Hz	Test Date	2020/7/7
Test Mode	Mode 1: Transmit	Engineer	Nova
Polarity	Vertical	Temperature (°C)	29.0
Test Condition	RE-TX_QPSK_50M_0	Humidity (%RH)	61.0
Note	n261;2CC; Beam ID 19;FullRB;High		



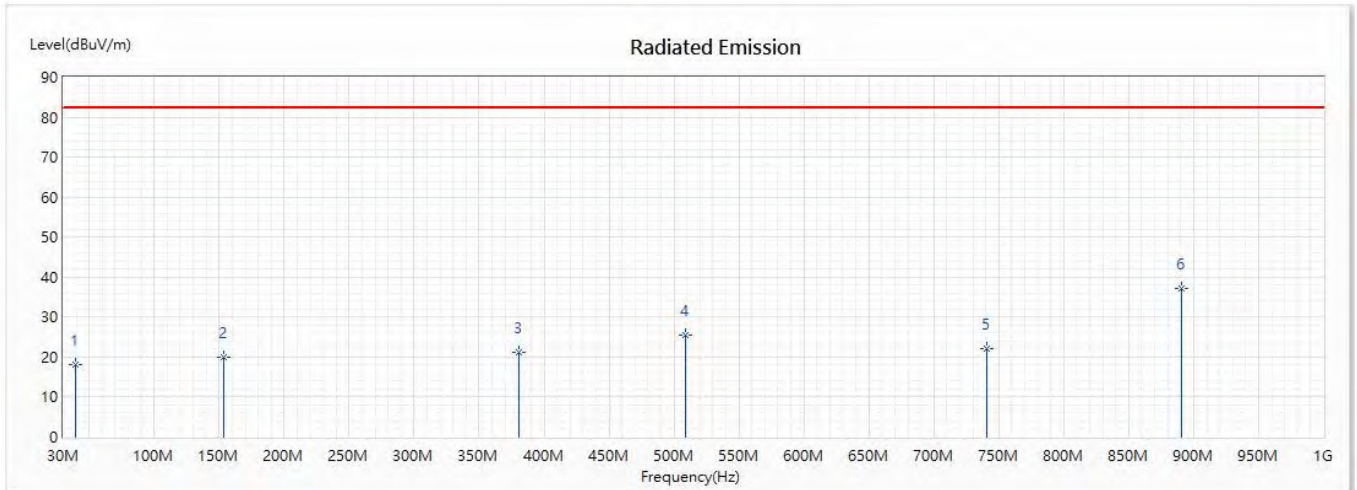
No	Frequency (MHz)	Emission Level (dBuV/m)	Limit (dBuV/m)	Margin (dB)	Reading Level (dBuV)	Correct Factor (dB/m)	Detector Type
* 1	86.26	39.64	82.20	-42.56	57.14	-17.50	PK
2	248.25	28.04	82.20	-54.16	40.66	-12.62	PK
3	296.75	25.21	82.20	-56.99	36.10	-10.89	PK
4	480.08	23.49	82.20	-58.71	29.90	-6.41	PK
5	593.57	32.29	82.20	-49.91	36.12	-3.83	PK
6	890.39	35.43	82.20	-46.77	34.40	1.03	PK

Remark:

- "*" means this data is the worst emission level;
"!" means this data is over limit.
- Emission Level=Reading Level + Correct Factor(Correct Factor=Ant Factor+ Cable Loss- Pre Amp).
- Margin= Emission Level- Limit.

n261:2CC-BW100MHz-RSE 30MHz to 1GHz

Model No	LVSKIHP	Site	CB7
Test Voltage	AC 120 V / 60 Hz	Test Date	2020/7/7
Test Mode	Mode 1: Transmit	Engineer	Nova
Polarity	Horizontal	Temperature (°C)	29.0
Test Condition	RE-TX_QPSK_100M_0	Humidity (%RH)	61.0
Note	n261;2CC;Beam ID 147;FullRB;Low		

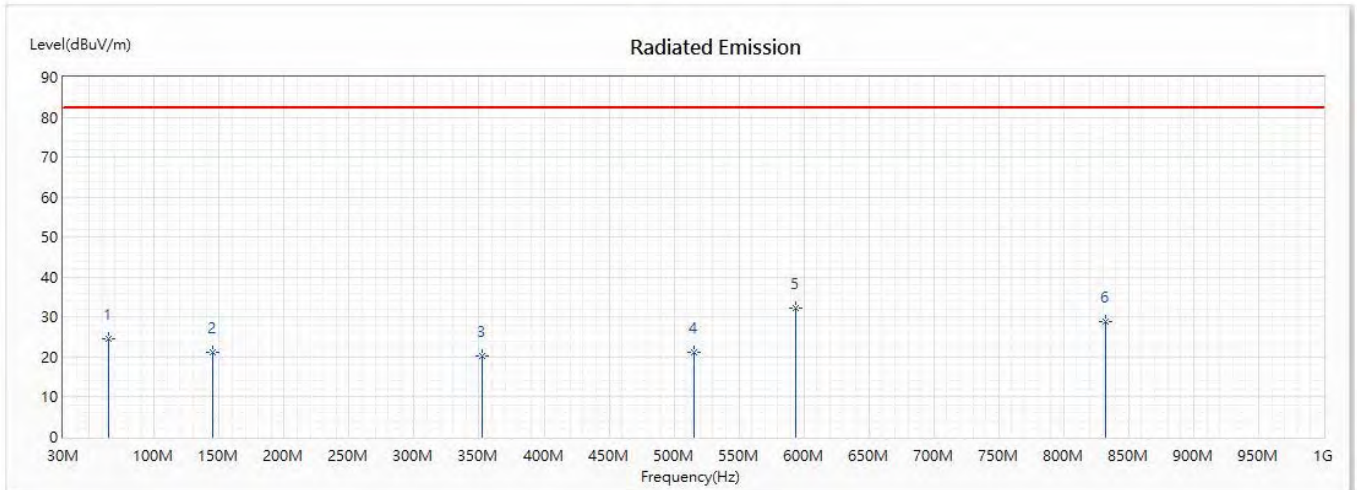


No	Frequency (MHz)	Emission Level (dBuV/m)	Limit (dBuV/m)	Margin (dB)	Reading Level (dBuV)	Correct Factor (dB/m)	Detector Type
1	39.7	18.14	82.20	-64.06	29.65	-11.51	PK
2	153.19	20.05	82.20	-62.15	31.81	-11.76	PK
3	381.14	21.26	82.20	-60.94	29.92	-8.66	PK
4	509.18	25.58	82.20	-56.62	31.41	-5.83	PK
5	741.01	22.21	82.20	-59.99	23.34	-1.13	PK
* 6	890.39	37.30	82.20	-44.90	36.27	1.03	PK

Remark:

- "*" means this data is the worst emission level;
"!" means this data is over limit.
- Emission Level=Reading Level + Correct Factor(Correct Factor=Ant Factor+ Cable Loss- Pre Amp).
- Margin= Emission Level- Limit.

Model No	LVSKIHP	Site	CB7
Test Voltage	AC 120 V / 60 Hz	Test Date	2020/7/7
Test Mode	Mode 1: Transmit	Engineer	Nova
Polarity	Vertical	Temperature (°C)	29.0
Test Condition	RE-TX_QPSK_100M_0	Humidity (%RH)	61.0
Note	n261;2CC;Beam ID 147;FullRB;Low		

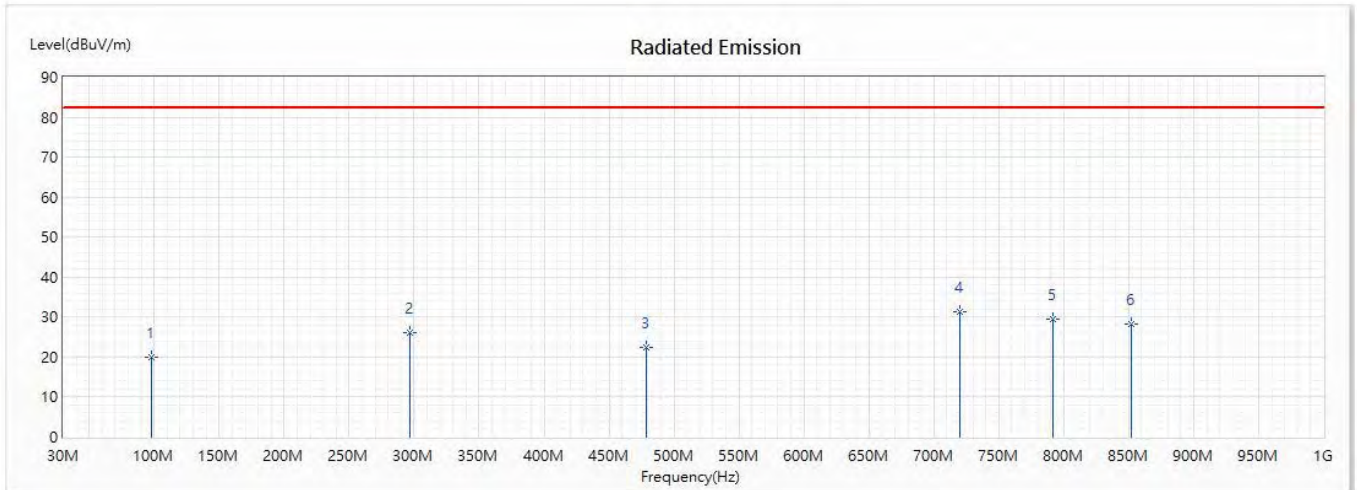


No	Frequency (MHz)	Emission Level (dBuV/m)	Limit (dBuV/m)	Margin (dB)	Reading Level (dBuV)	Correct Factor (dB/m)	Detector Type
1	64.92	24.69	82.20	-57.51	38.28	-13.59	PK
2	145.43	21.24	82.20	-60.96	33.12	-11.88	PK
3	352.04	20.20	82.20	-62.00	29.64	-9.44	PK
4	515	21.13	82.20	-61.07	26.82	-5.69	PK
* 5	593.57	32.29	82.20	-49.91	36.12	-3.83	PK
6	832.19	28.90	82.20	-53.30	28.77	0.13	PK

Remark:

- "*" means this data is the worst emission level;
"!" means this data is over limit.
- Emission Level=Reading Level + Correct Factor(Correct Factor=Ant Factor+ Cable Loss- Pre Amp).
- Margin= Emission Level- Limit.

Model No	LVSKIHP	Site	CB7
Test Voltage	AC 120 V / 60 Hz	Test Date	2020/7/7
Test Mode	Mode 1: Transmit	Engineer	Nova
Polarity	Horizontal	Temperature (°C)	29.0
Test Condition	RE-TX_QPSK_100M_0	Humidity (%RH)	61.0
Note	n261;2CC;Beam ID 147;FullRB;Mid		

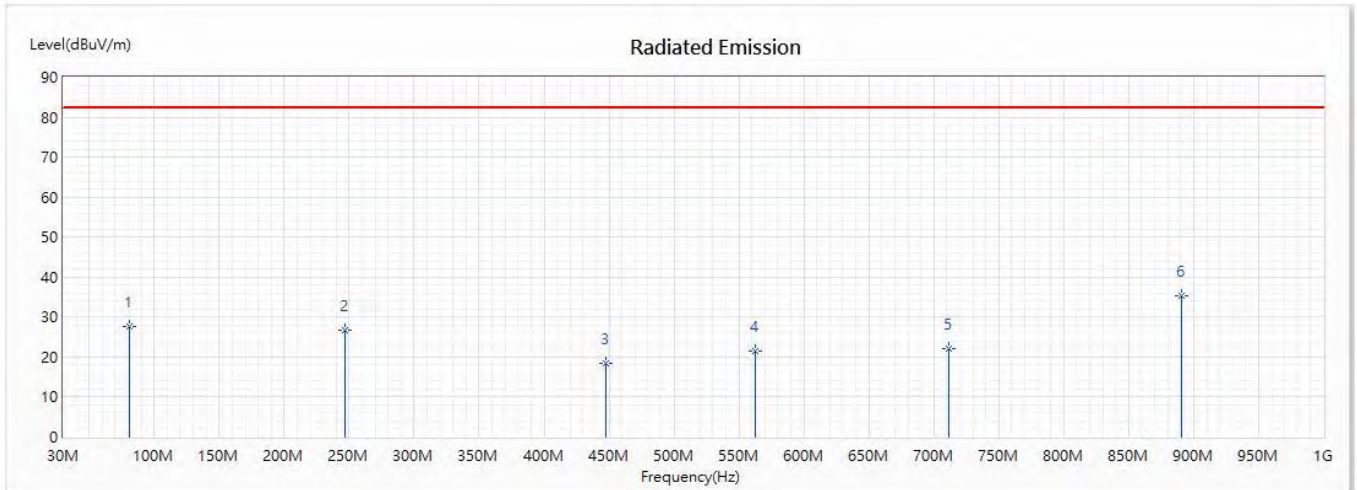


No	Frequency (MHz)	Emission Level (dBuV/m)	Limit (dBuV/m)	Margin (dB)	Reading Level (dBuV)	Correct Factor (dB/m)	Detector Type
1	97.9	19.85	82.20	-62.35	36.79	-16.94	PK
2	296.75	26.01	82.20	-56.19	36.90	-10.89	PK
3	479.11	22.55	82.20	-59.65	28.98	-6.43	PK
* 4	719.67	31.37	82.20	-50.83	32.93	-1.56	PK
5	791.45	29.38	82.20	-52.82	29.81	-0.43	PK
6	851.59	28.30	82.20	-53.90	27.89	0.41	PK

Remark:

- "*" means this data is the worst emission level;
"!" means this data is over limit.
- Emission Level=Reading Level + Correct Factor(Correct Factor=Ant Factor+ Cable Loss- Pre Amp).
- Margin= Emission Level- Limit.

Model No	LVSKIHP	Site	CB7
Test Voltage	AC 120 V / 60 Hz	Test Date	2020/7/7
Test Mode	Mode 1: Transmit	Engineer	Nova
Polarity	Vertical	Temperature (°C)	29.0
Test Condition	RE-TX_QPSK_100M_0	Humidity (%RH)	61.0
Note	n261;2CC;Beam ID 147;FullRB;Mid		

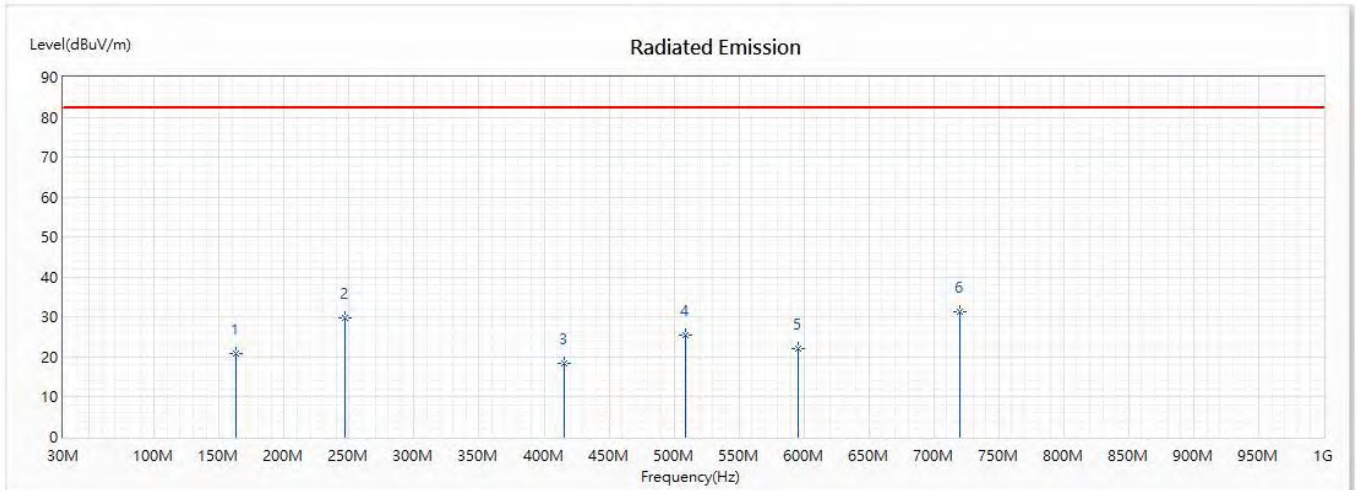


No	Frequency (MHz)	Emission Level (dBuV/m)	Limit (dBuV/m)	Margin (dB)	Reading Level (dBuV)	Correct Factor (dB/m)	Detector Type
1	80.44	27.66	82.20	-54.54	43.97	-16.31	PK
2	247.28	26.85	82.20	-55.35	39.49	-12.64	PK
3	448.07	18.51	82.20	-63.69	25.51	-7.00	PK
4	562.53	21.56	82.20	-60.64	26.09	-4.53	PK
5	711.91	22.15	82.20	-60.05	23.87	-1.72	PK
* 6	890.39	35.43	82.20	-46.77	34.40	1.03	PK

Remark:

- "*" means this data is the worst emission level;
"!" means this data is over limit.
- Emission Level=Reading Level + Correct Factor(Correct Factor=Ant Factor+ Cable Loss- Pre Amp).
- Margin= Emission Level- Limit.

Model No	LVSKIHP	Site	CB7
Test Voltage	AC 120 V / 60 Hz	Test Date	2020/7/7
Test Mode	Mode 1: Transmit	Engineer	Nova
Polarity	Horizontal	Temperature (°C)	29.0
Test Condition	RE-TX_QPSK_100M_0	Humidity (%RH)	61.0
Note	n261;2CC;Beam ID 147;FullRB;High		

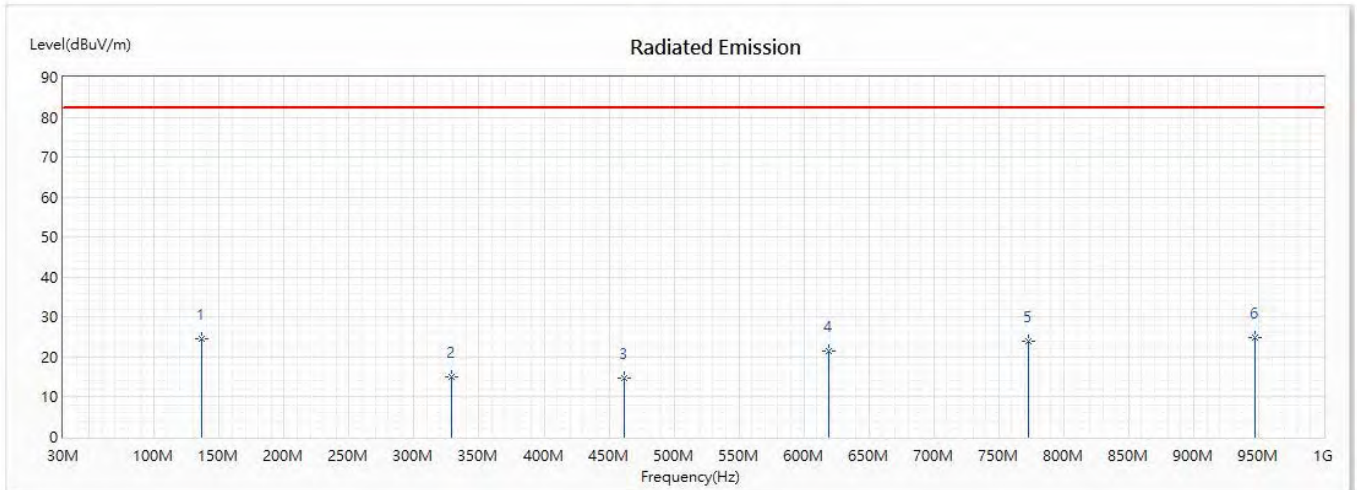


No	Frequency (MHz)	Emission Level (dBuV/m)	Limit (dBuV/m)	Margin (dB)	Reading Level (dBuV)	Correct Factor (dB/m)	Detector Type
1	162.89	20.75	82.20	-61.45	32.54	-11.79	PK
2	247.28	29.69	82.20	-52.51	42.33	-12.64	PK
3	415.09	18.32	82.20	-63.88	26.12	-7.80	PK
4	509.18	25.58	82.20	-56.62	31.41	-5.83	PK
5	595.51	22.11	82.20	-60.09	25.90	-3.79	PK
* 6	719.67	31.37	82.20	-50.83	32.93	-1.56	PK

Remark:

- "*" means this data is the worst emission level;
"!" means this data is over limit.
- Emission Level=Reading Level + Correct Factor(Correct Factor=Ant Factor+ Cable Loss- Pre Amp).
- Margin= Emission Level- Limit.

Model No	LVSKIHP	Site	CB7
Test Voltage	AC 120 V / 60 Hz	Test Date	2020/7/7
Test Mode	Mode 1: Transmit	Engineer	Nova
Polarity	Vertical	Temperature (°C)	29.0
Test Condition	RE-TX_QPSK_100M_0	Humidity (%RH)	61.0
Note	n261;2CC;Beam ID 147;FullRB;High		



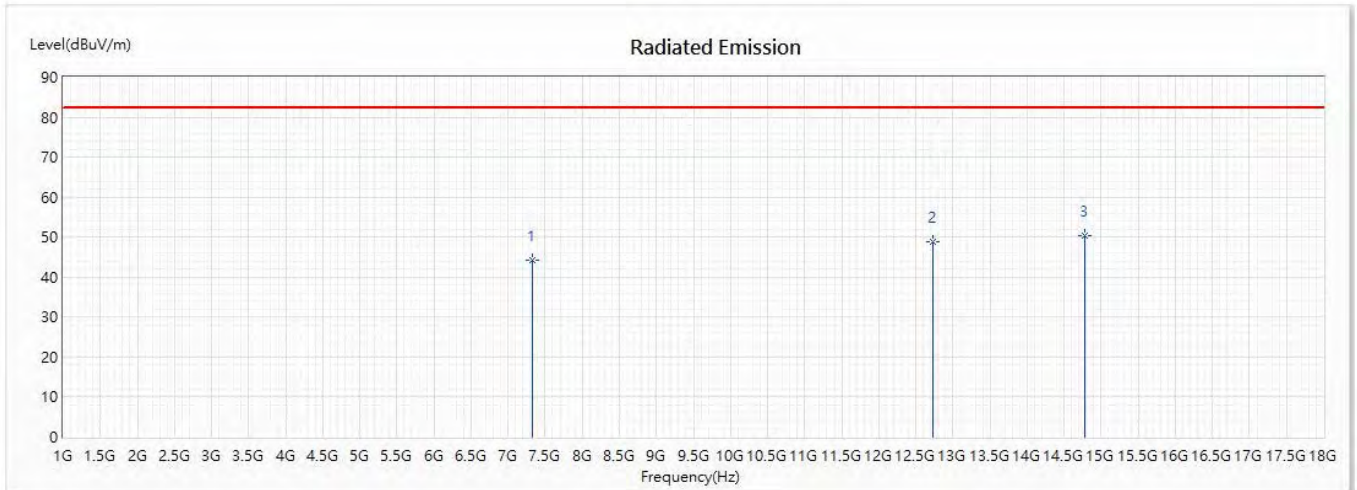
No	Frequency (MHz)	Emission Level (dBuV/m)	Limit (dBuV/m)	Margin (dB)	Reading Level (dBuV)	Correct Factor (dB/m)	Detector Type
1	136.7	24.48	82.20	-57.72	36.74	-12.26	PK
2	328.76	14.93	82.20	-67.27	25.00	-10.07	PK
3	461.65	14.82	82.20	-67.38	21.57	-6.75	PK
4	618.79	21.63	82.20	-60.57	25.05	-3.42	PK
5	773.02	24.02	82.20	-58.18	24.68	-0.66	PK
* 6	947.62	24.81	82.20	-57.39	22.82	1.99	PK

Remark:

- "*" means this data is the worst emission level;
"!" means this data is over limit.
- Emission Level=Reading Level + Correct Factor(Correct Factor=Ant Factor+ Cable Loss- Pre Amp).
- Margin= Emission Level- Limit.

n261:1CC-BW50MHz-RSE 1GHz to 18GHz

Model No	LVSKIHP	Site	CB7
Test Voltage	AC 120 V / 60 Hz	Test Date	2020/6/28
Test Mode	Mode 1: Transmit	Engineer	Nova
Polarity	Horizontal	Temperature (°C)	29.0
Test Condition	RF-TX_BPSK_50M_0	Humidity (%RH)	61.0
Note	n261;Beam ID 23;10RB11; Low		

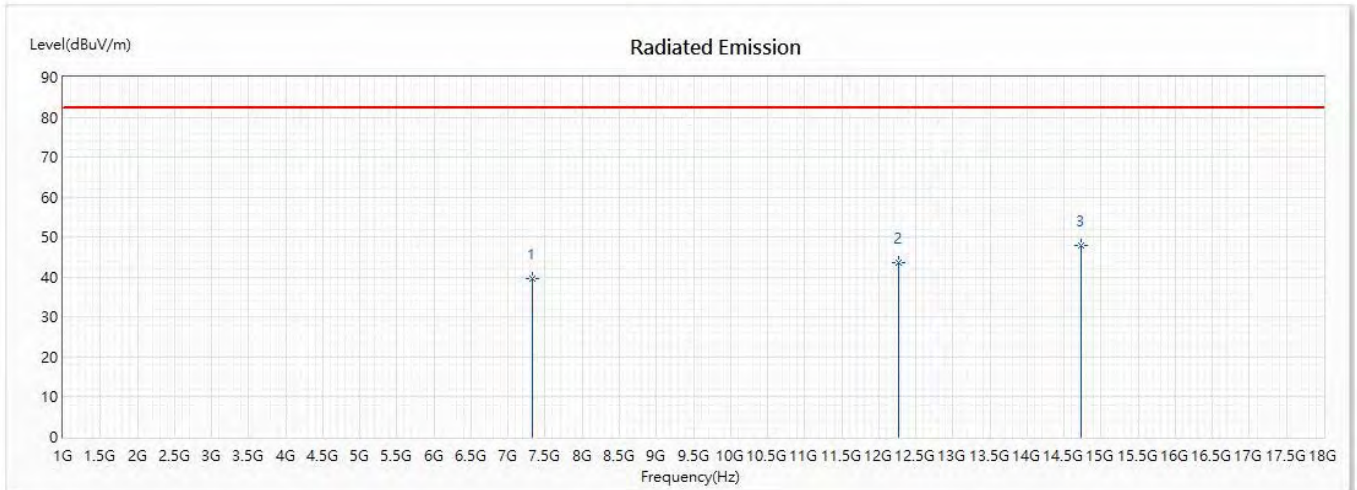


No	Frequency (MHz)	Emission Level (dBuV/m)	Limit (dBuV/m)	Margin (dB)	Reading Level (dBuV)	Correct Factor (dB/m)	Detector Type
1	7325.9	44.14	82.20	-38.06	43.18	0.96	PK
2	12723.36	48.74	82.20	-33.46	42.59	6.15	PK
* 3	14779.51	50.35	82.20	-31.85	42.46	7.89	PK

Remark:

- "*" means this data is the worst emission level;
"!" means this data is over limit.
- Emission Level=Reading Level + Correct Factor(Correct Factor=Ant Factor+ Cable Loss- Pre Amp).
- Margin= Emission Level- Limit.

Model No	LVSKIHP	Site	CB7
Test Voltage	AC 120 V / 60 Hz	Test Date	2020/6/28
Test Mode	Mode 1: Transmit	Engineer	Nova
Polarity	Vertical	Temperature (°C)	29.0
Test Condition	RF-TX_BPSK_50M_0	Humidity (%RH)	61.0
Note	n261;Beam ID 23;10RB11; Low		

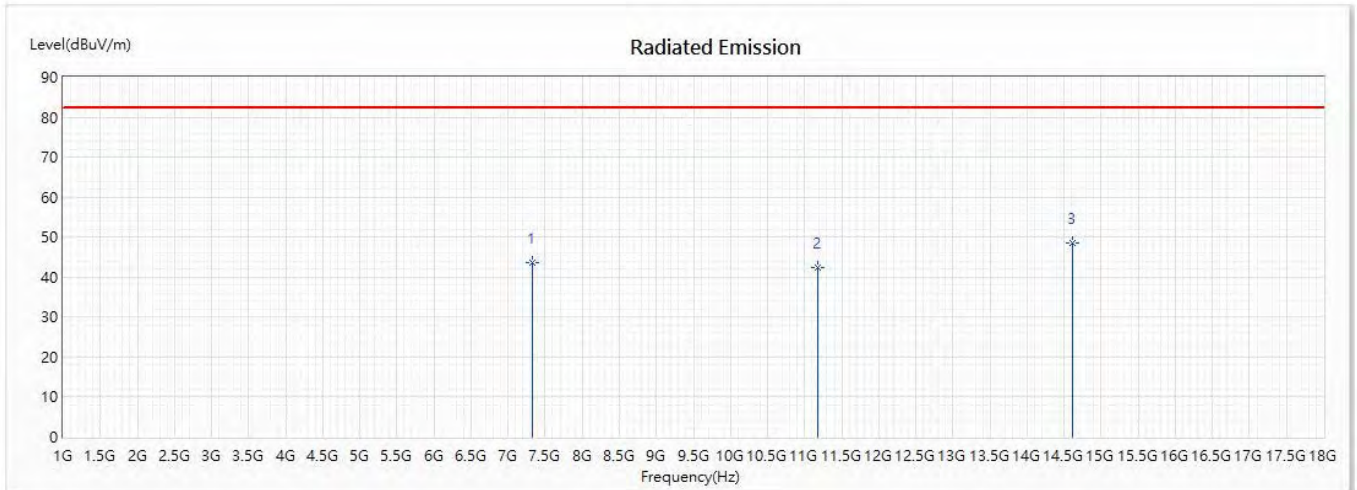


No	Frequency (MHz)	Emission Level (dBuV/m)	Limit (dBuV/m)	Margin (dB)	Reading Level (dBuV)	Correct Factor (dB/m)	Detector Type
1	7325.9	39.53	82.20	-42.67	38.57	0.96	PK
2	12266.44	43.56	82.20	-38.64	37.79	5.77	PK
* 3	14722.4	47.98	82.20	-34.22	40.03	7.95	PK

Remark:

- "*" means this data is the worst emission level;
"!" means this data is over limit.
- Emission Level=Reading Level + Correct Factor(Correct Factor=Ant Factor+ Cable Loss- Pre Amp).
- Margin= Emission Level- Limit.

Model No	LVSKIHP	Site	CB7
Test Voltage	AC 120 V / 60 Hz	Test Date	2020/6/28
Test Mode	Mode 1: Transmit	Engineer	Nova
Polarity	Horizontal	Temperature (°C)	29.0
Test Condition	RF-TX_BPSK_50M_0	Humidity (%RH)	61.0
Note	n261;Beam ID 23;10RB11;Mid		

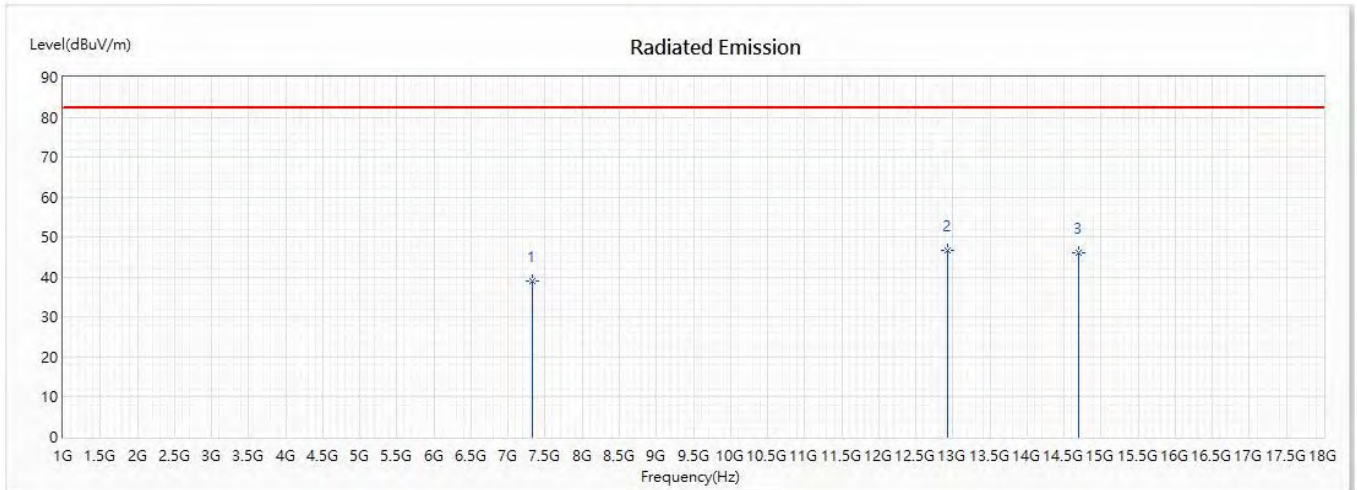


No	Frequency (MHz)	Emission Level (dBuV/m)	Limit (dBuV/m)	Margin (dB)	Reading Level (dBuV)	Correct Factor (dB/m)	Detector Type
1	7325.961	43.59	82.20	-38.61	42.63	0.96	PK
2	11181.25	42.39	82.20	-39.81	38.19	4.20	PK
* 3	14608.1	48.49	82.20	-33.71	40.42	8.07	PK

Remark:

- "*" means this data is the worst emission level;
"!" means this data is over limit.
- Emission Level=Reading Level + Correct Factor(Correct Factor=Ant Factor+ Cable Loss- Pre Amp).
- Margin= Emission Level- Limit.

Model No	LVSKIHP	Site	CB7
Test Voltage	AC 120 V / 60 Hz	Test Date	2020/6/28
Test Mode	Mode 1: Transmit	Engineer	Nova
Polarity	Vertical	Temperature (°C)	29.0
Test Condition	RF-TX_BPSK_50M_0	Humidity (%RH)	61.0
Note	n261;Beam ID 23;10RB11;Mid		

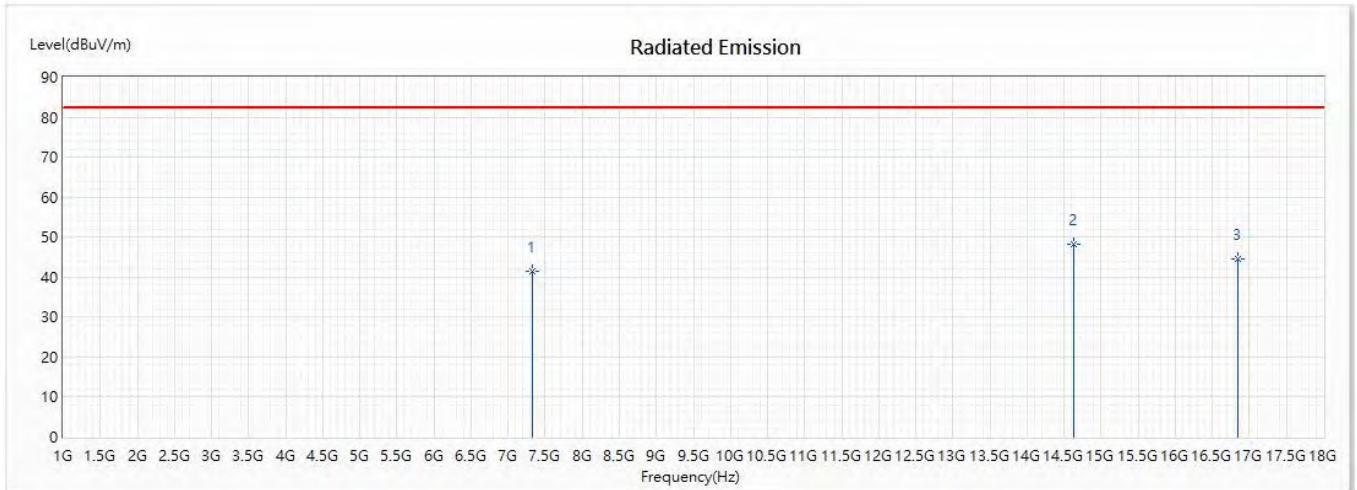


No	Frequency (MHz)	Emission Level (dBuV/m)	Limit (dBuV/m)	Margin (dB)	Reading Level (dBuV)	Correct Factor (dB/m)	Detector Type
1	7325.96	39.01	82.20	-43.19	38.05	0.96	PK
* 2	12923.26	46.72	82.20	-35.48	40.46	6.26	PK
3	14693.84	45.99	82.20	-36.21	37.99	8.00	PK

Remark:

- "*" means this data is the worst emission level;
"!" means this data is over limit.
- Emission Level=Reading Level + Correct Factor(Correct Factor=Ant Factor+ Cable Loss- Pre Amp).
- Margin= Emission Level- Limit.

Model No	LVSKIHP	Site	CB7
Test Voltage	AC 120 V / 60 Hz	Test Date	2020/6/28
Test Mode	Mode 1: Transmit	Engineer	Nova
Polarity	Horizontal	Temperature (°C)	29.0
Test Condition	RF-TX_BPSK_50M_0	Humidity (%RH)	61.0
Note	n261;Beam ID 23;10RB11;High		

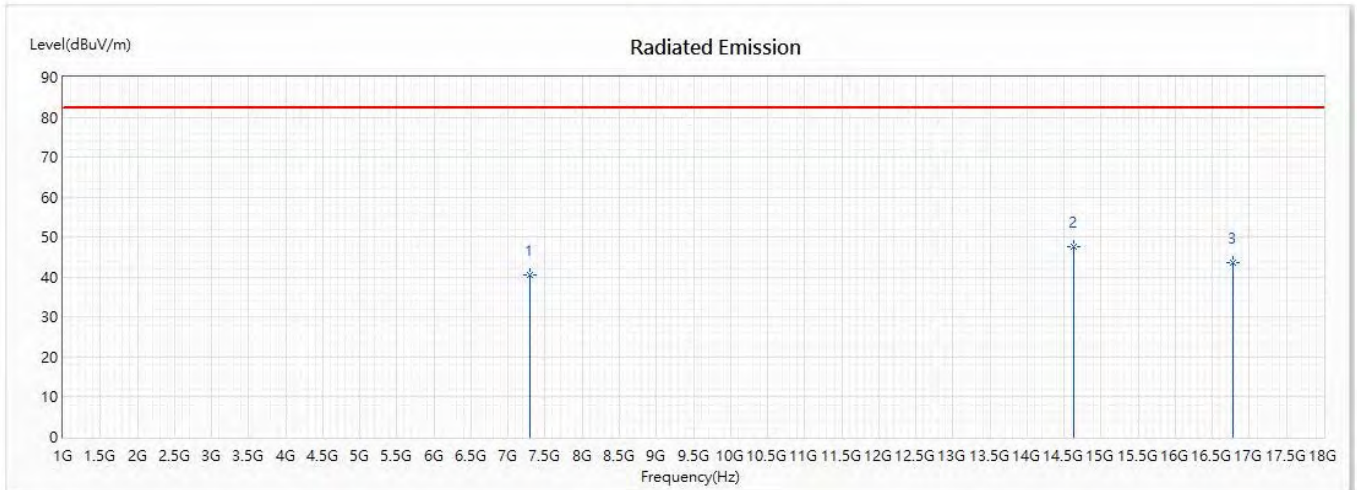


No	Frequency (MHz)	Emission Level (dBuV/m)	Limit (dBuV/m)	Margin (dB)	Reading Level (dBuV)	Correct Factor (dB/m)	Detector Type
1	7325.961	41.39	82.20	-40.81	40.43	0.96	PK
* 2	14636.73	48.14	82.20	-34.06	40.09	8.05	PK
3	16835.67	44.47	82.20	-37.73	33.36	11.11	PK

Remark:

- "*" means this data is the worst emission level;
"!" means this data is over limit.
- Emission Level=Reading Level + Correct Factor(Correct Factor=Ant Factor+ Cable Loss- Pre Amp).
- Margin= Emission Level- Limit.

Model No	LVSKIHP	Site	CB7
Test Voltage	AC 120 V / 60 Hz	Test Date	2020/6/28
Test Mode	Mode 1: Transmit	Engineer	Nova
Polarity	Vertical	Temperature (°C)	29.0
Test Condition	RF-TX_BPSK_50M_0	Humidity (%RH)	61.0
Note	n261;Beam ID 23;10RB11;High		

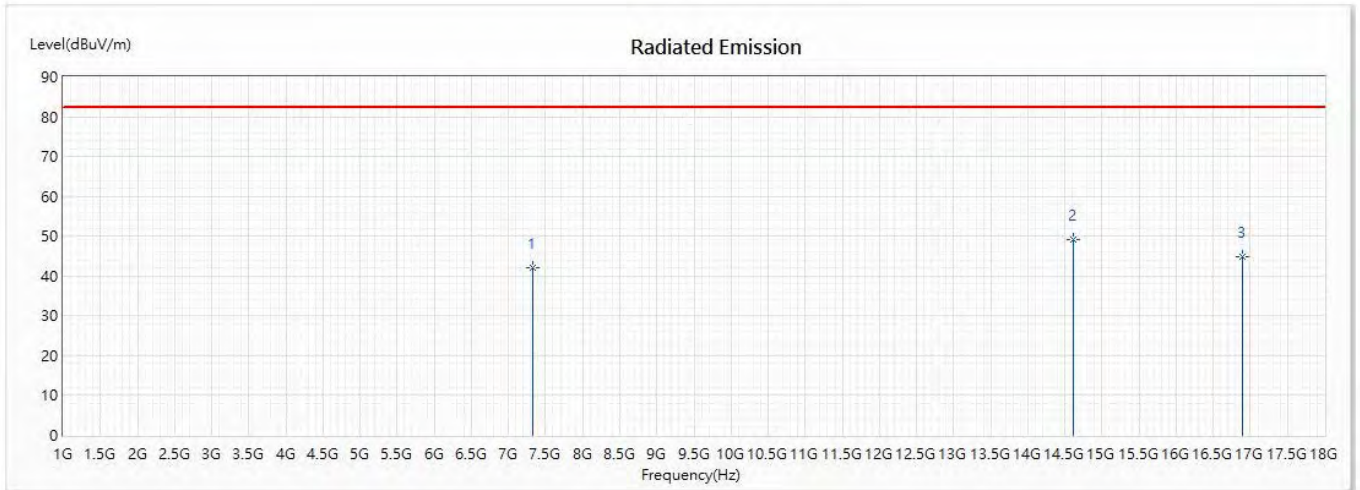


No	Frequency (MHz)	Emission Level (dBuV/m)	Limit (dBuV/m)	Margin (dB)	Reading Level (dBuV)	Correct Factor (dB/m)	Detector Type
1	7297.4	40.44	82.20	-41.76	39.43	1.01	PK
* 2	14636.73	47.62	82.20	-34.58	39.57	8.05	PK
3	16778.55	43.61	82.20	-38.59	32.55	11.06	PK

Remark:

- "*" means this data is the worst emission level;
"!" means this data is over limit.
- Emission Level=Reading Level + Correct Factor(Correct Factor=Ant Factor+ Cable Loss- Pre Amp).
- Margin= Emission Level- Limit.

Model No	LVSKIHP	Site	CB7
Test Voltage	AC 120 V / 60 Hz	Test Date	2020/6/28
Test Mode	Mode 1: Transmit	Engineer	Nova
Polarity	Horizontal	Temperature (°C)	29.0
Test Condition	RF-TX_BPSK_50M_MIMO_0	Humidity (%RH)	61.0
Note	n261;Beam ID 19+147;10RB11; Low		

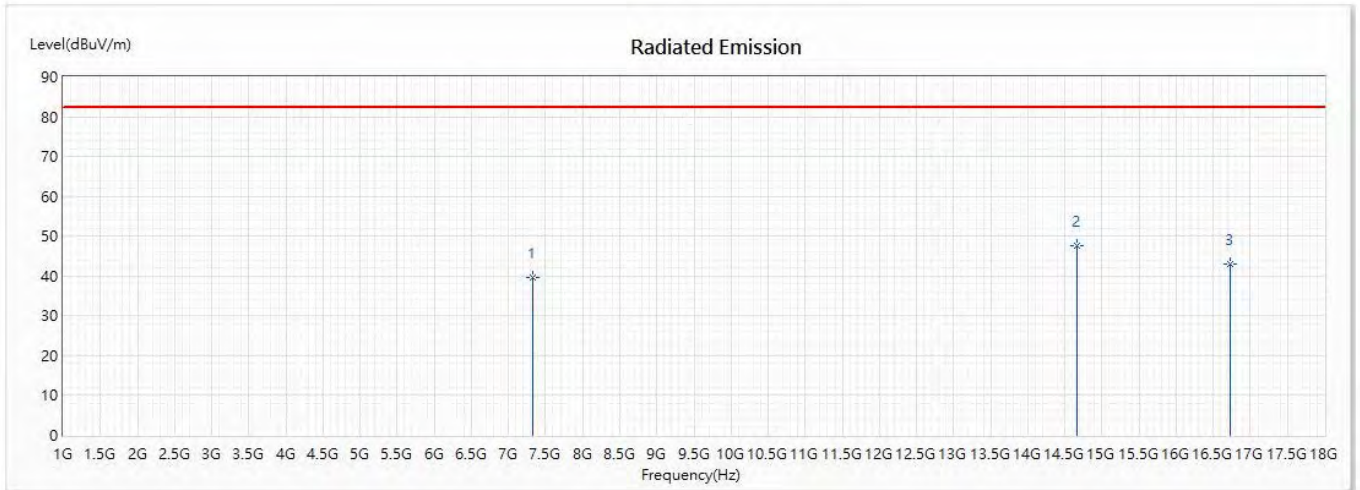


No	Frequency (MHz)	Emission Level (dBuV/m)	Limit (dBuV/m)	Margin (dB)	Reading Level (dBuV)	Correct Factor (dB/m)	Detector Type
1	7325.96	42.01	82.20	-40.19	41.05	0.96	PK
* 2	14608.17	49.15	82.20	-33.05	41.08	8.07	PK
3	16892.788	44.88	82.20	-37.32	33.96	10.92	PK

Remark:

- "*" means this data is the worst emission level;
"!" means this data is over limit.
- Emission Level=Reading Level + Correct Factor(Correct Factor=Ant Factor+ Cable Loss- Pre Amp).
- Margin= Emission Level- Limit.

Model No	LVSKIHP	Site	CB7
Test Voltage	AC 120 V / 60 Hz	Test Date	2020/6/28
Test Mode	Mode 1: Transmit	Engineer	Nova
Polarity	Vertical	Temperature (°C)	29.0
Test Condition	RF-TX_BPSK_50M_MIMO_0	Humidity (%RH)	61.0
Note	n261;Beam ID 19+147;10RB11; Low		

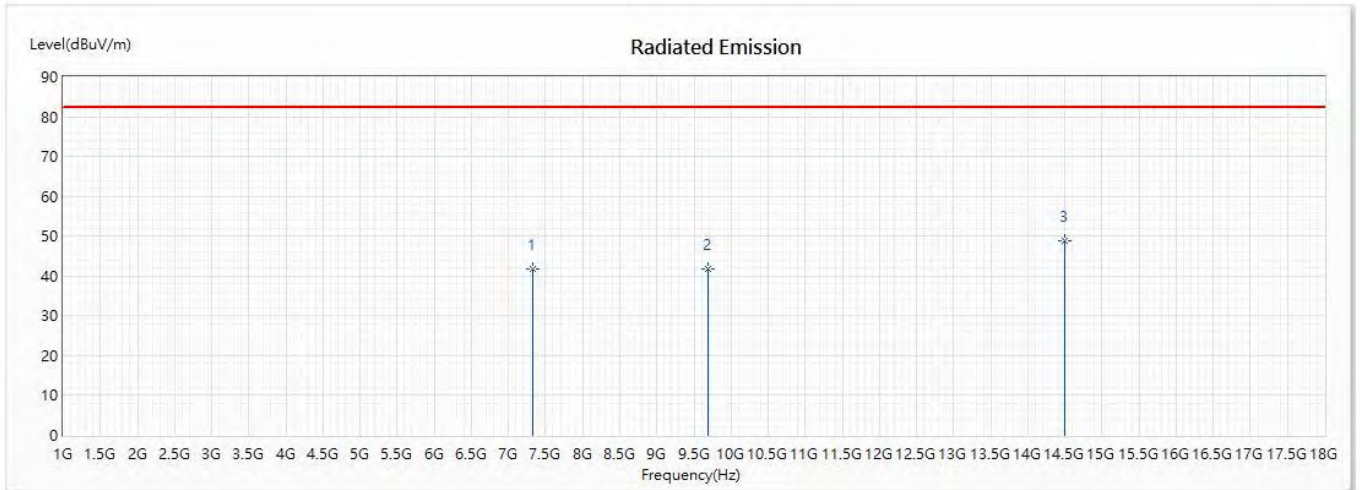


No	Frequency (MHz)	Emission Level (dBuV/m)	Limit (dBuV/m)	Margin (dB)	Reading Level (dBuV)	Correct Factor (dB/m)	Detector Type
1	7325.9	39.66	82.20	-42.54	38.70	0.96	PK
* 2	14665.28	47.61	82.20	-34.59	39.57	8.04	PK
3	16721.44	43.07	82.20	-39.13	32.21	10.86	PK

Remark:

- "*" means this data is the worst emission level;
"!" means this data is over limit.
- Emission Level=Reading Level + Correct Factor(Correct Factor=Ant Factor+ Cable Loss- Pre Amp).
- Margin= Emission Level- Limit.

Model No	LVSKIHP	Site	CB7
Test Voltage	AC 120 V / 60 Hz	Test Date	2020/6/28
Test Mode	Mode 1: Transmit	Engineer	Nova
Polarity	Horizontal	Temperature (°C)	29.0
Test Condition	RF-TX_BPSK_50M_MIMO_0	Humidity (%RH)	61.0
Note	n261;Beam ID 19+147;10RB11;Mid		

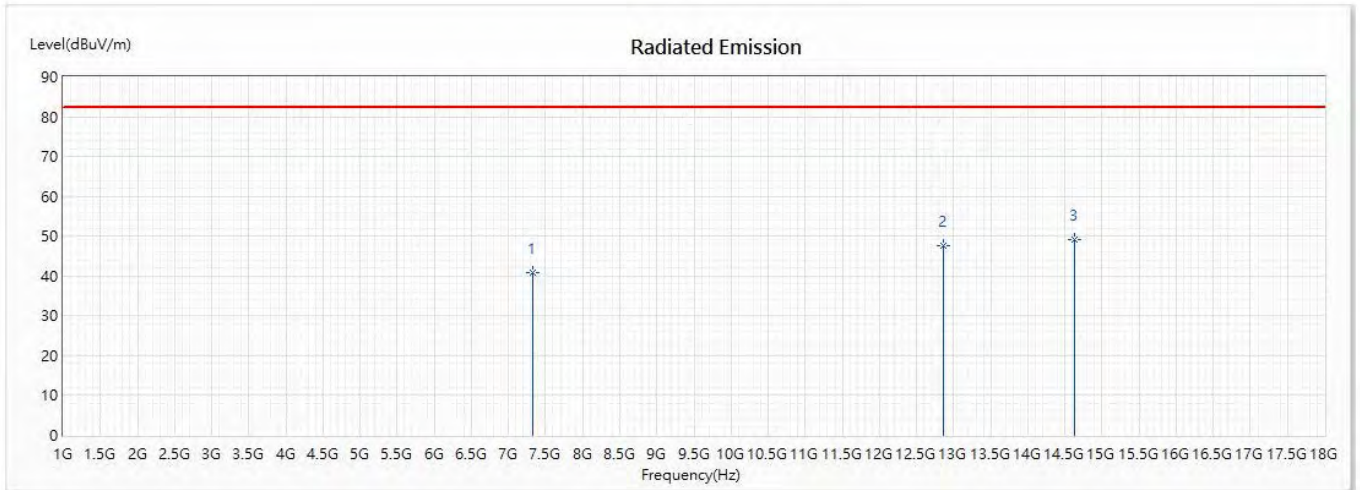


No	Frequency (MHz)	Emission Level (dBuV/m)	Limit (dBuV/m)	Margin (dB)	Reading Level (dBuV)	Correct Factor (dB/m)	Detector Type
1	7325.962	41.71	82.20	-40.49	40.75	0.96	PK
2	9696.25	41.88	82.20	-40.32	39.16	2.72	PK
* 3	14493.94	48.84	82.20	-33.36	40.89	7.95	PK

Remark:

- "*" means this data is the worst emission level;
"!" means this data is over limit.
- Emission Level=Reading Level + Correct Factor(Correct Factor=Ant Factor+ Cable Loss- Pre Amp).
- Margin= Emission Level- Limit.

Model No	LVSKIHP	Site	CB7
Test Voltage	AC 120 V / 60 Hz	Test Date	2020/6/28
Test Mode	Mode 1: Transmit	Engineer	Nova
Polarity	Vertical	Temperature (°C)	29.0
Test Condition	RF-TX_BPSK_50M_MIMO_0	Humidity (%RH)	61.0
Note	n261;Beam ID 19+147;10RB11;Mid		

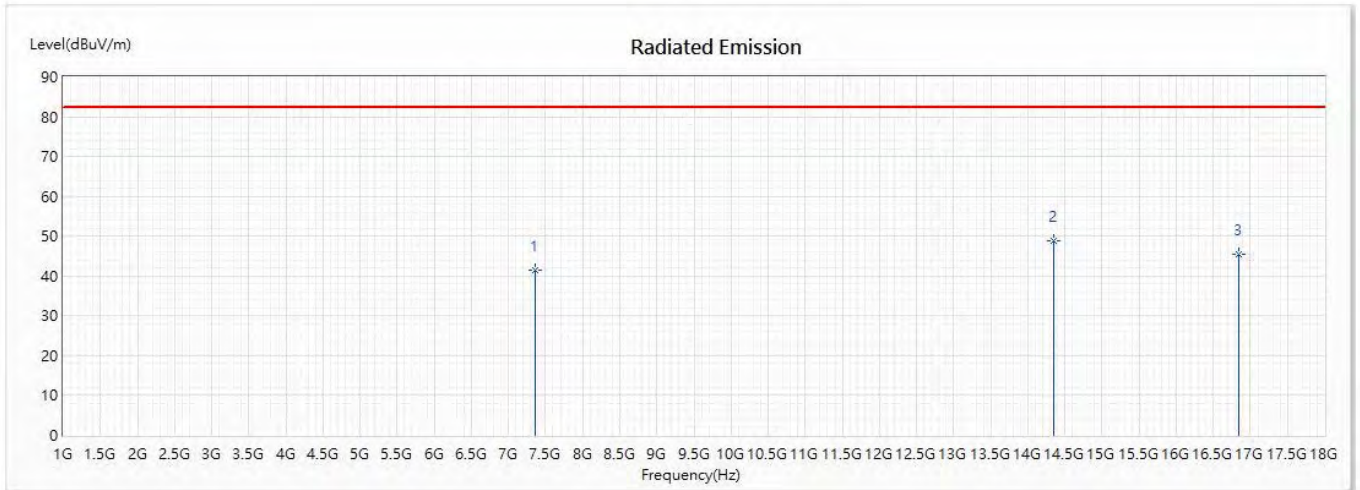


No	Frequency (MHz)	Emission Level (dBuV/m)	Limit (dBuV/m)	Margin (dB)	Reading Level (dBuV)	Correct Factor (dB/m)	Detector Type
1	7325.961	40.81	82.20	-41.39	39.85	0.96	PK
2	12866.154	47.56	82.20	-34.64	41.25	6.31	PK
* 3	14636.73	49.27	82.20	-32.93	41.22	8.05	PK

Remark:

- "*" means this data is the worst emission level;
"!" means this data is over limit.
- Emission Level=Reading Level + Correct Factor(Correct Factor=Ant Factor+ Cable Loss- Pre Amp).
- Margin= Emission Level- Limit.

Model No	LVSKIHP	Site	CB7
Test Voltage	AC 120 V / 60 Hz	Test Date	2020/6/28
Test Mode	Mode 1: Transmit	Engineer	Nova
Polarity	Horizontal	Temperature (°C)	29.0
Test Condition	RF-TX_BPSK_50M_MIMO_0	Humidity (%RH)	61.0
Note	n261;Beam ID 19+147;10RB11;High		

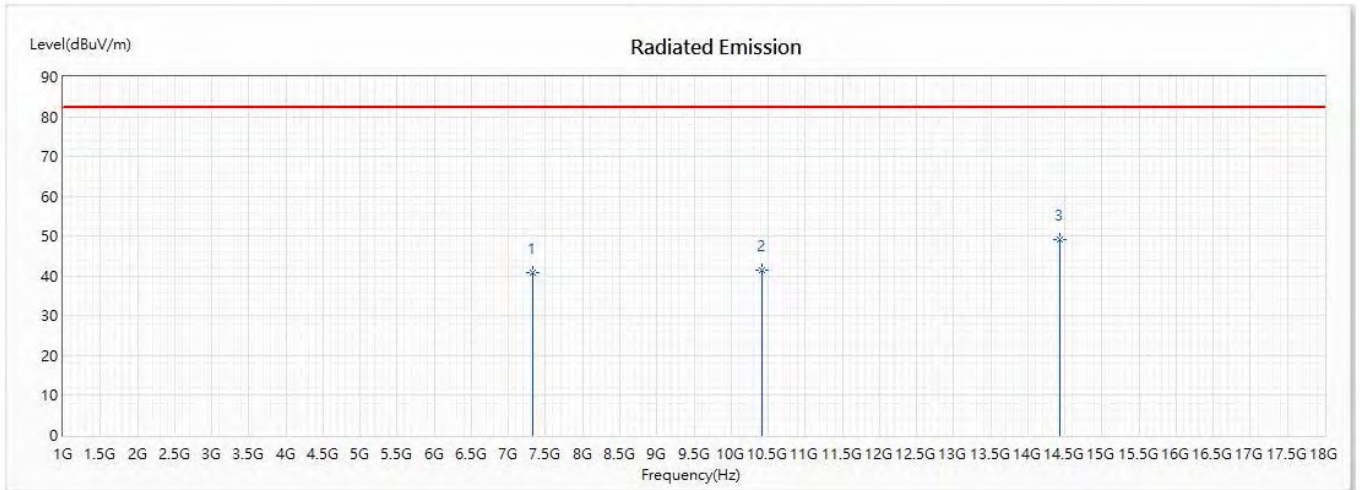


No	Frequency (MHz)	Emission Level (dBuV/m)	Limit (dBuV/m)	Margin (dB)	Reading Level (dBuV)	Correct Factor (dB/m)	Detector Type
1	7354.519	41.39	82.20	-40.81	40.49	0.90	PK
* 2	14351.15	48.72	82.20	-33.48	41.36	7.36	PK
3	16835.67	45.50	82.20	-36.70	34.39	11.11	PK

Remark:

- "*" means this data is the worst emission level;
"!" means this data is over limit.
- Emission Level=Reading Level + Correct Factor(Correct Factor=Ant Factor+ Cable Loss- Pre Amp).
- Margin= Emission Level- Limit.

Model No	LVSKIHP	Site	CB7
Test Voltage	AC 120 V / 60 Hz	Test Date	2020/6/28
Test Mode	Mode 1: Transmit	Engineer	Nova
Polarity	Vertical	Temperature (°C)	29.0
Test Condition	RF-TX_BPSK_50M_MIMO_0	Humidity (%RH)	61.0
Note	n261;Beam ID 19+147;10RB11;High		



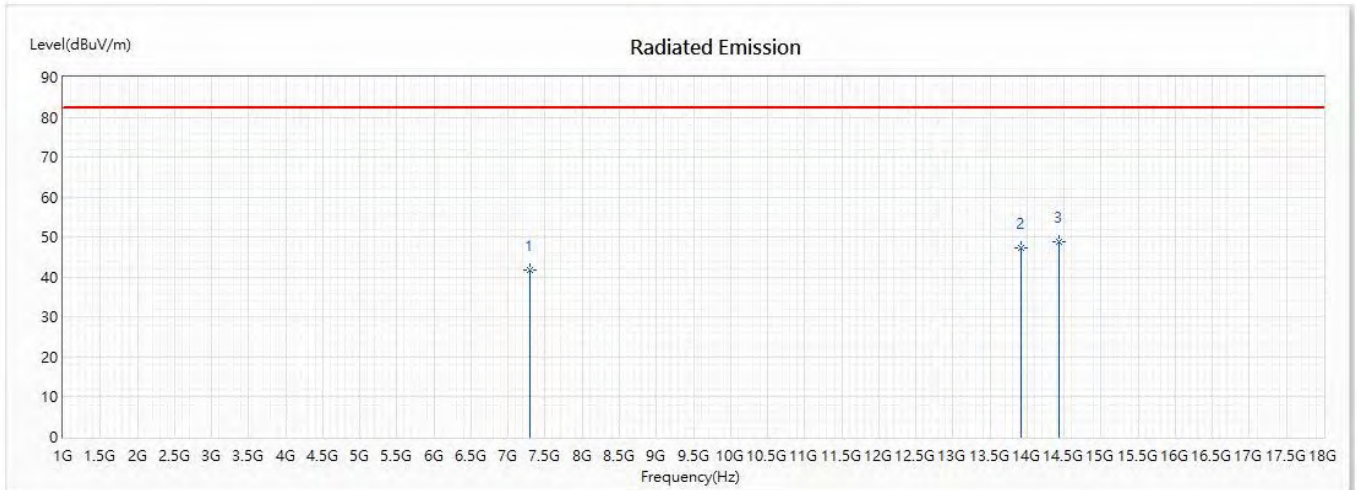
No	Frequency (MHz)	Emission Level (dBuV/m)	Limit (dBuV/m)	Margin (dB)	Reading Level (dBuV)	Correct Factor (dB/m)	Detector Type
1	7325.96	40.87	82.20	-41.33	39.91	0.96	PK
2	10410.19	41.42	82.20	-40.78	37.82	3.60	PK
* 3	14436.826	49.11	82.20	-33.09	41.49	7.62	PK

Remark:

- "*" means this data is the worst emission level;
"!" means this data is over limit.
- Emission Level=Reading Level + Correct Factor(Correct Factor=Ant Factor+ Cable Loss- Pre Amp).
- Margin= Emission Level- Limit.

n261:1CC-BW100MHz-RSE 1GHz to 18GHz

Model No	LVSKIHP	Site	CB7
Test Voltage	AC 120 V / 60 Hz	Test Date	2020/6/28
Test Mode	Mode 1: Transmit	Engineer	Nova
Polarity	Horizontal	Temperature (°C)	29.0
Test Condition	RF-TX_BPSK_100M_0	Humidity (%RH)	61.0
Note	n261;Beam ID 147;20RB22;Low		

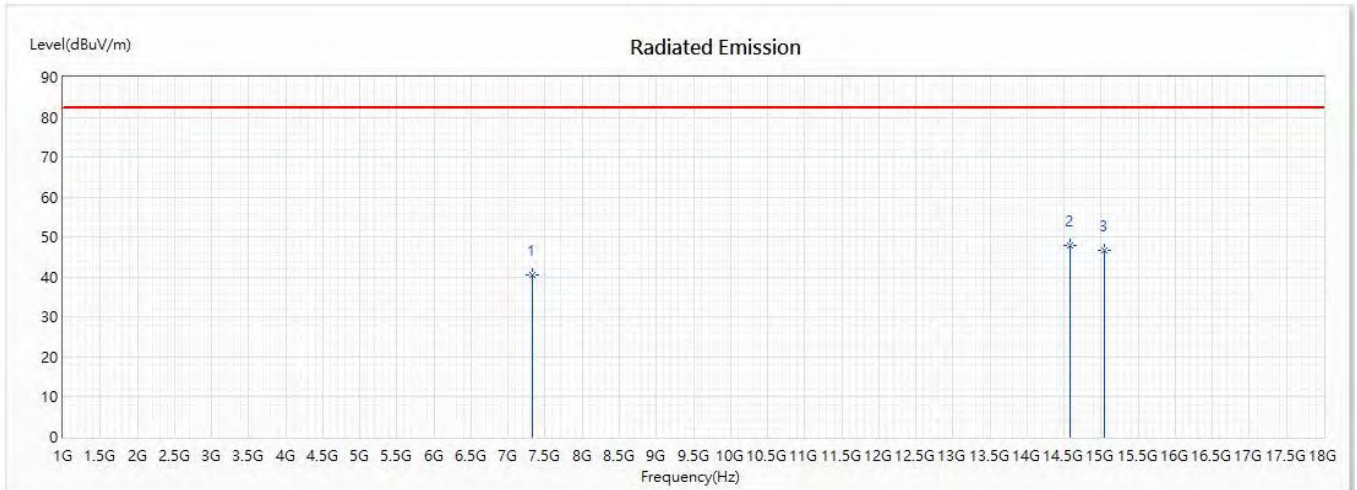


No	Frequency (MHz)	Emission Level (dBuV/m)	Limit (dBuV/m)	Margin (dB)	Reading Level (dBuV)	Correct Factor (dB/m)	Detector Type
1	7297.4	41.92	82.20	-40.28	40.91	1.01	PK
2	13922.788	47.36	82.20	-34.84	40.60	6.76	PK
* 3	14436.82	48.71	82.20	-33.49	41.09	7.62	PK

Remark:

- "*" means this data is the worst emission level;
"!" means this data is over limit.
- Emission Level=Reading Level + Correct Factor(Correct Factor=Ant Factor+ Cable Loss- Pre Amp).
- Margin= Emission Level- Limit.

Model No	LVSKIHP	Site	CB7
Test Voltage	AC 120 V / 60 Hz	Test Date	2020/6/28
Test Mode	Mode 1: Transmit	Engineer	Nova
Polarity	Vertical	Temperature (°C)	29.0
Test Condition	RF-TX_BPSK_100M_0	Humidity (%RH)	61.0
Note	n261;Beam ID 147;20RB22;Low		

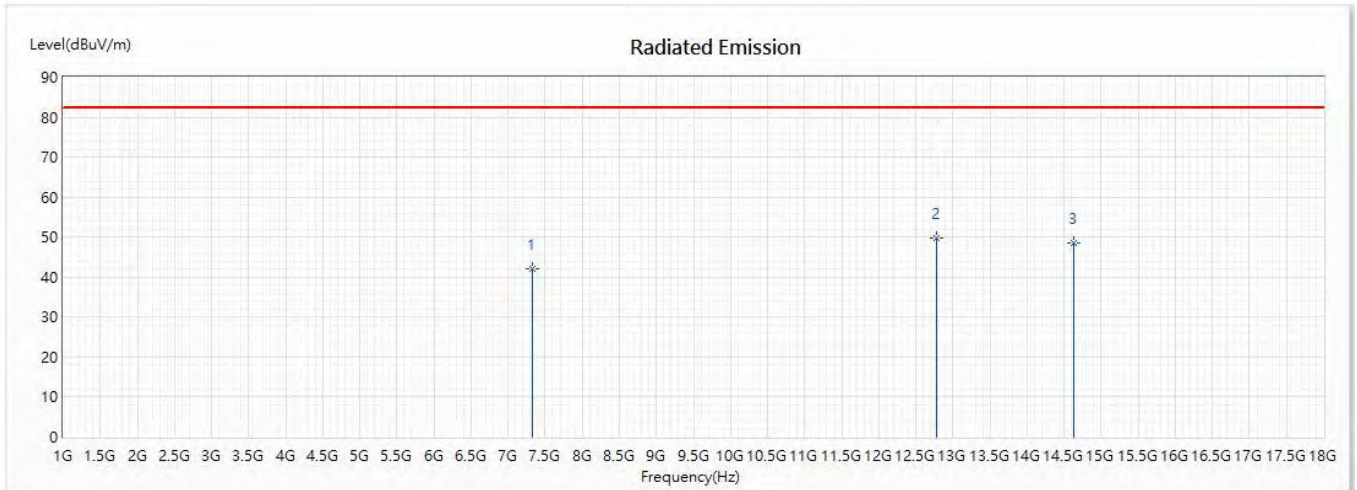


No	Frequency (MHz)	Emission Level (dBuV/m)	Limit (dBuV/m)	Margin (dB)	Reading Level (dBuV)	Correct Factor (dB/m)	Detector Type
1	7325.9	40.64	82.20	-41.56	39.68	0.96	PK
* 2	14579.6	47.80	82.20	-34.40	39.77	8.03	PK
3	15036.5	46.83	82.20	-35.37	38.80	8.03	PK

Remark:

- "*" means this data is the worst emission level;
"!" means this data is over limit.
- Emission Level=Reading Level + Correct Factor(Correct Factor=Ant Factor+ Cable Loss- Pre Amp).
- Margin= Emission Level- Limit.

Model No	LVSKIHP	Site	CB7
Test Voltage	AC 120 V / 60 Hz	Test Date	2020/6/28
Test Mode	Mode 1: Transmit	Engineer	Nova
Polarity	Horizontal	Temperature (°C)	29.0
Test Condition	RF-TX_BPSK_100M_0	Humidity (%RH)	61.0
Note	n261;Beam ID 147;20RB22;Mid		

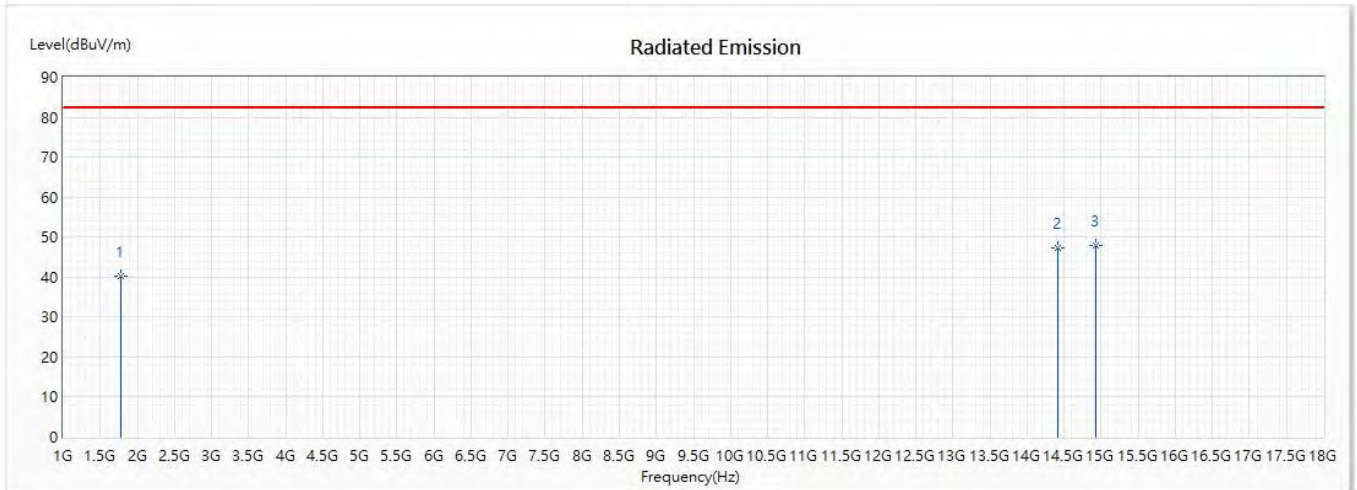


No	Frequency (MHz)	Emission Level (dBuV/m)	Limit (dBuV/m)	Margin (dB)	Reading Level (dBuV)	Correct Factor (dB/m)	Detector Type
1	7325.9	41.99	82.20	-40.21	41.03	0.96	PK
* 2	12780.4	49.86	82.20	-32.34	43.43	6.43	PK
3	14636	48.49	82.20	-33.71	40.44	8.05	PK

Remark:

- "*" means this data is the worst emission level;
"!" means this data is over limit.
- Emission Level=Reading Level + Correct Factor(Correct Factor=Ant Factor+ Cable Loss- Pre Amp).
- Margin= Emission Level- Limit.

Model No	LVSKIHP	Site	CB7
Test Voltage	AC 120 V / 60 Hz	Test Date	2020/6/28
Test Mode	Mode 1: Transmit	Engineer	Nova
Polarity	Vertical	Temperature (°C)	29.0
Test Condition	RF-TX_BPSK_100M_0	Humidity (%RH)	61.0
Note	n261;Beam ID 147;20RB22;Mid		

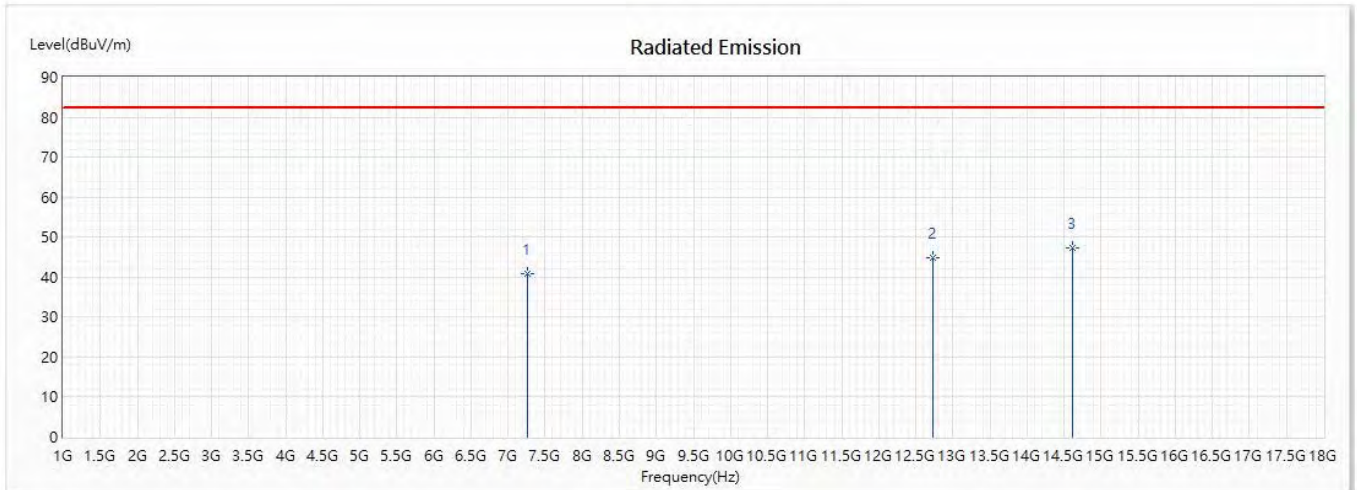


No	Frequency (MHz)	Emission Level (dBuV/m)	Limit (dBuV/m)	Margin (dB)	Reading Level (dBuV)	Correct Factor (dB/m)	Detector Type
1	1769.23	40.28	82.20	-41.92	50.93	-10.65	PK
2	14423.07	47.32	82.20	-34.88	39.77	7.55	PK
* 3	14923.07	48.04	82.20	-34.16	39.85	8.19	PK

Remark:

- "*" means this data is the worst emission level;
"!" means this data is over limit.
- Emission Level=Reading Level + Correct Factor(Correct Factor=Ant Factor+ Cable Loss- Pre Amp).
- Margin= Emission Level- Limit.

Model No	LVSKIHP	Site	CB7
Test Voltage	AC 120 V / 60 Hz	Test Date	2020/6/28
Test Mode	Mode 1: Transmit	Engineer	Nova
Polarity	Horizontal	Temperature (°C)	29.0
Test Condition	RF-TX_BPSK_100M_0	Humidity (%RH)	61.0
Note	n261;Beam ID 147;20RB22;High		

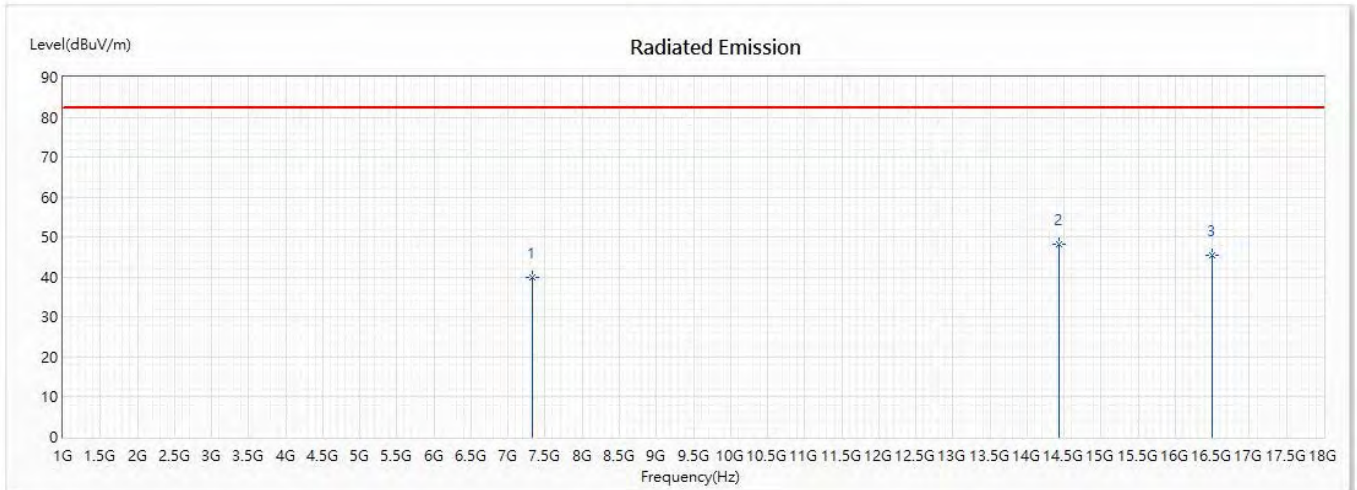


No	Frequency (MHz)	Emission Level (dBuV/m)	Limit (dBuV/m)	Margin (dB)	Reading Level (dBuV)	Correct Factor (dB/m)	Detector Type
1	7268.84	41.00	82.20	-41.20	40.07	0.93	PK
2	12723.36	44.87	82.20	-37.33	38.72	6.15	PK
* 3	14608.17	47.25	82.20	-34.95	39.18	8.07	PK

Remark:

- "*" means this data is the worst emission level;
"!" means this data is over limit.
- Emission Level=Reading Level + Correct Factor(Correct Factor=Ant Factor+ Cable Loss- Pre Amp).
- Margin= Emission Level- Limit.

Model No	LVSKIHP	Site	CB7
Test Voltage	AC 120 V / 60 Hz	Test Date	2020/6/28
Test Mode	Mode 1: Transmit	Engineer	Nova
Polarity	Vertical	Temperature (°C)	29.0
Test Condition	RF-TX_BPSK_100M_0	Humidity (%RH)	61.0
Note	n261;Beam ID 147;20RB22;High		

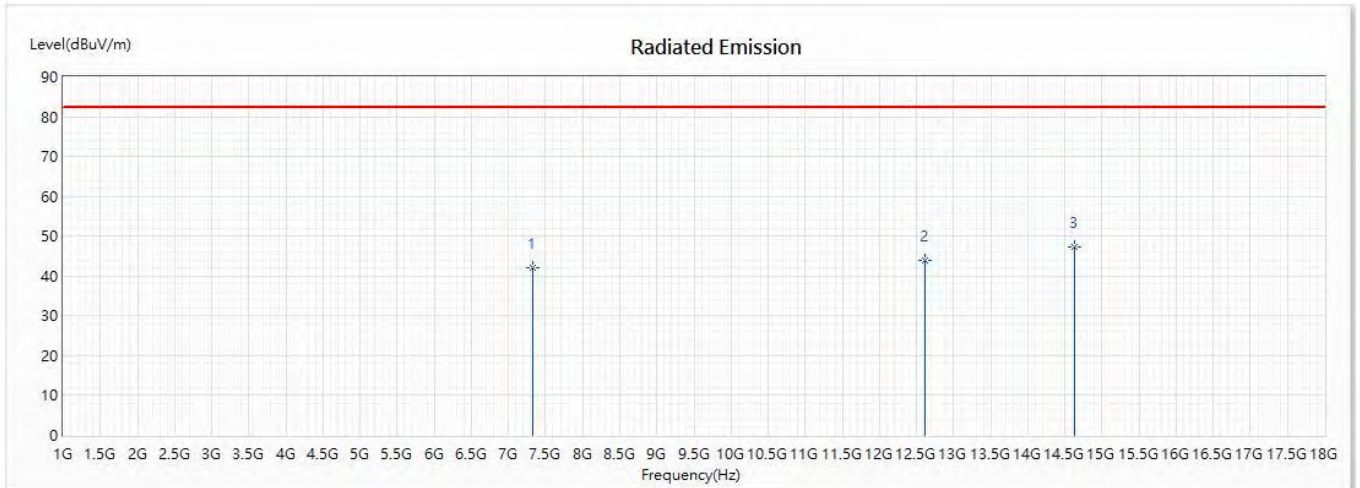


No	Frequency (MHz)	Emission Level (dBuV/m)	Limit (dBuV/m)	Margin (dB)	Reading Level (dBuV)	Correct Factor (dB/m)	Detector Type
1	7325.96	39.94	82.20	-42.26	38.98	0.96	PK
* 2	14436.82	48.17	82.20	-34.03	40.55	7.62	PK
3	16492.9	45.41	82.20	-36.79	34.95	10.46	PK

Remark:

- "*" means this data is the worst emission level;
"!" means this data is over limit.
- Emission Level=Reading Level + Correct Factor(Correct Factor=Ant Factor+ Cable Loss- Pre Amp).
- Margin= Emission Level- Limit.

Model No	LVSKIHP	Site	CB7
Test Voltage	AC 120 V / 60 Hz	Test Date	2020/6/28
Test Mode	Mode 1: Transmit	Engineer	Nova
Polarity	Horizontal	Temperature (°C)	29.0
Test Condition	RF-TX_BPSK_100M_MIMO_0	Humidity (%RH)	61.0
Note	n261;Beam ID 19+147;20RB22;Low		

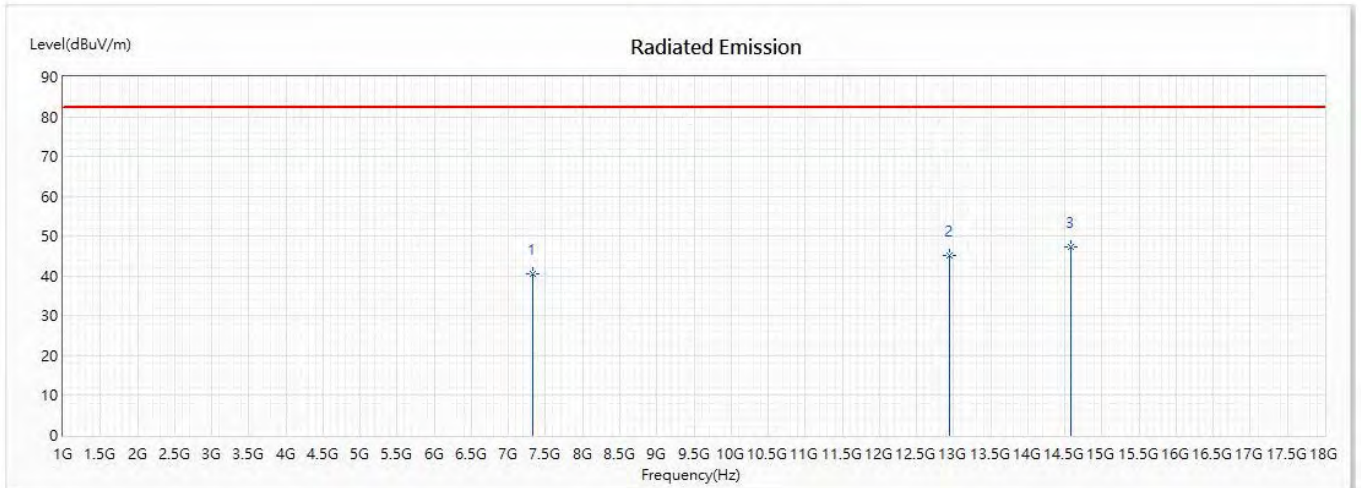


No	Frequency (MHz)	Emission Level (dBuV/m)	Limit (dBuV/m)	Margin (dB)	Reading Level (dBuV)	Correct Factor (dB/m)	Detector Type
1	7325.961	41.95	82.20	-40.25	40.99	0.96	PK
2	12609.13	43.95	82.20	-38.25	37.70	6.25	PK
* 3	14636.73	47.27	82.20	-34.93	39.22	8.05	PK

Remark:

- "*" means this data is the worst emission level;
"!" means this data is over limit.
- Emission Level=Reading Level + Correct Factor(Correct Factor=Ant Factor+ Cable Loss- Pre Amp).
- Margin= Emission Level- Limit.

Model No	LVSKIHP	Site	CB7
Test Voltage	AC 120 V / 60 Hz	Test Date	2020/6/28
Test Mode	Mode 1: Transmit	Engineer	Nova
Polarity	Vertical	Temperature (°C)	29.0
Test Condition	RF-TX_BPSK_100M_MIMO_0	Humidity (%RH)	61.0
Note	n261;Beam ID 19+147;20RB22;Low		

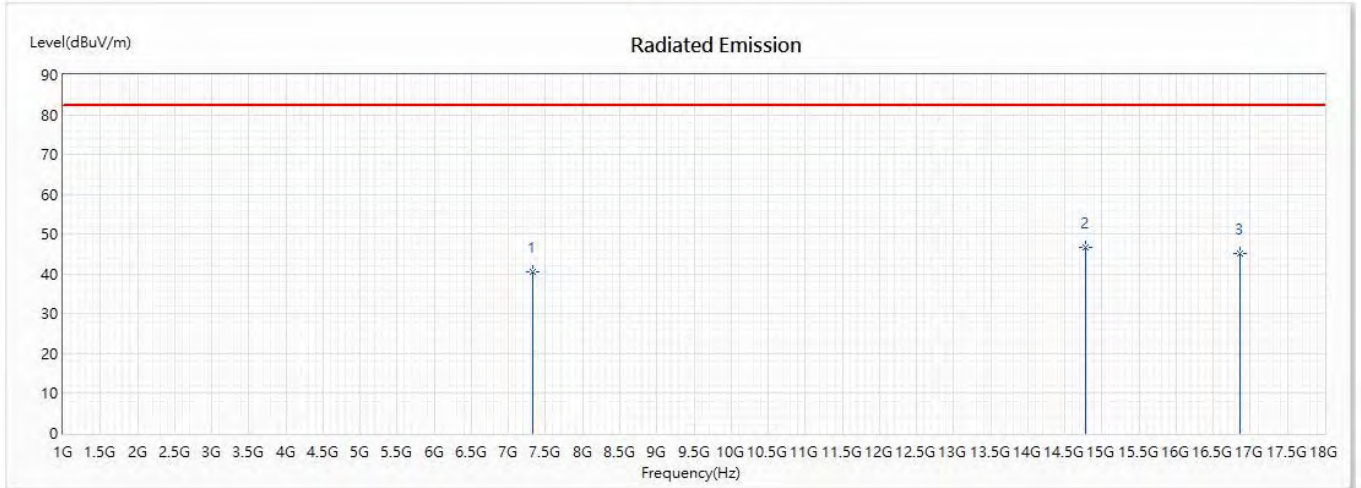


No	Frequency (MHz)	Emission Level (dBuV/m)	Limit (dBuV/m)	Margin (dB)	Reading Level (dBuV)	Correct Factor (dB/m)	Detector Type
1	7325.96	40.59	82.20	-41.61	39.63	0.96	PK
2	12951.826	45.05	82.20	-37.15	38.80	6.25	PK
* 3	14579.615	47.39	82.20	-34.81	39.36	8.03	PK

Remark:

- "*" means this data is the worst emission level;
"!" means this data is over limit.
- Emission Level=Reading Level + Correct Factor(Correct Factor=Ant Factor+ Cable Loss- Pre Amp).
- Margin= Emission Level- Limit.

Model No	LVSKIHP	Site	CB7
Test Voltage	AC 120 V / 60 Hz	Test Date	2020/6/28
Test Mode	Mode 1: Transmit	Engineer	Nova
Polarity	Horizontal	Temperature (°C)	29.0
Test Condition	RF-TX_BPSK_100M_MIMO_0	Humidity (%RH)	61.0
Note	n261;Beam ID 19+147;20RB22;Mid		

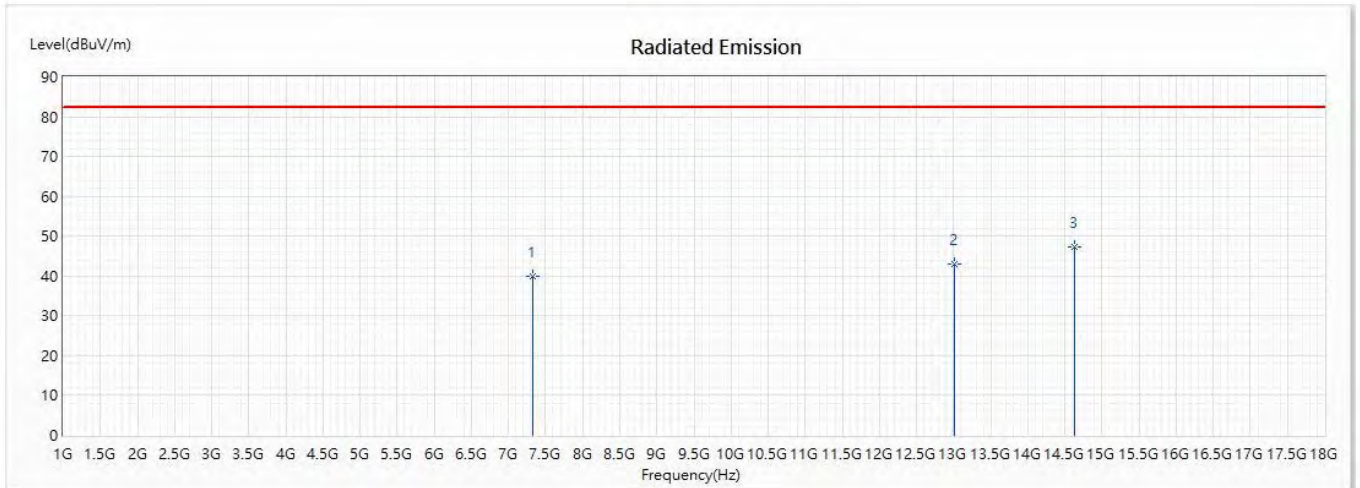


No	Frequency (MHz)	Emission Level (dBuV/m)	Limit (dBuV/m)	Margin (dB)	Reading Level (dBuV)	Correct Factor (dB/m)	Detector Type
1	7325.961	40.52	82.20	-41.68	39.56	0.96	PK
* 2	14779.519	46.65	82.20	-35.55	38.76	7.89	PK
3	16864.23	45.23	82.20	-36.97	34.22	11.01	PK

Remark:

- "*" means this data is the worst emission level;
"!" means this data is over limit.
- Emission Level=Reading Level + Correct Factor(Correct Factor=Ant Factor+ Cable Loss- Pre Amp).
- Margin= Emission Level- Limit.

Model No	LVSKIHP	Site	CB7
Test Voltage	AC 120 V / 60 Hz	Test Date	2020/6/28
Test Mode	Mode 1: Transmit	Engineer	Nova
Polarity	Vertical	Temperature (°C)	29.0
Test Condition	RF-TX_BPSK_100M_MIMO_0	Humidity (%RH)	61.0
Note	n261;Beam ID 19+147;20RB22;Mid		

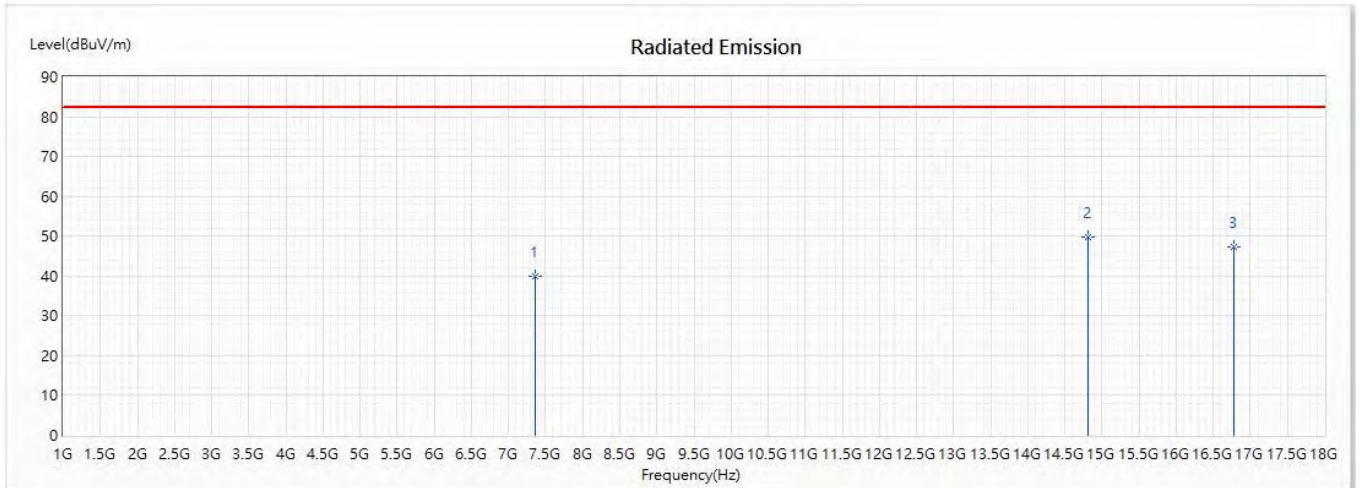


No	Frequency (MHz)	Emission Level (dBuV/m)	Limit (dBuV/m)	Margin (dB)	Reading Level (dBuV)	Correct Factor (dB/m)	Detector Type
1	7325.961	39.79	82.20	-42.41	38.83	0.96	PK
2	13008.942	42.86	82.20	-39.34	36.60	6.26	PK
* 3	14636.73	47.39	82.20	-34.81	39.34	8.05	PK

Remark:

- "*" means this data is the worst emission level;
"!" means this data is over limit.
- Emission Level=Reading Level + Correct Factor(Correct Factor=Ant Factor+ Cable Loss- Pre Amp).
- Margin= Emission Level- Limit.

Model No	LVSKIHP	Site	CB7
Test Voltage	AC 120 V / 60 Hz	Test Date	2020/6/28
Test Mode	Mode 1: Transmit	Engineer	Nova
Polarity	Horizontal	Temperature (°C)	29.0
Test Condition	RF-TX_BPSK_100M_MIMO_0	Humidity (%RH)	61.0
Note	n261;Beam ID 19+147;20RB22;High		

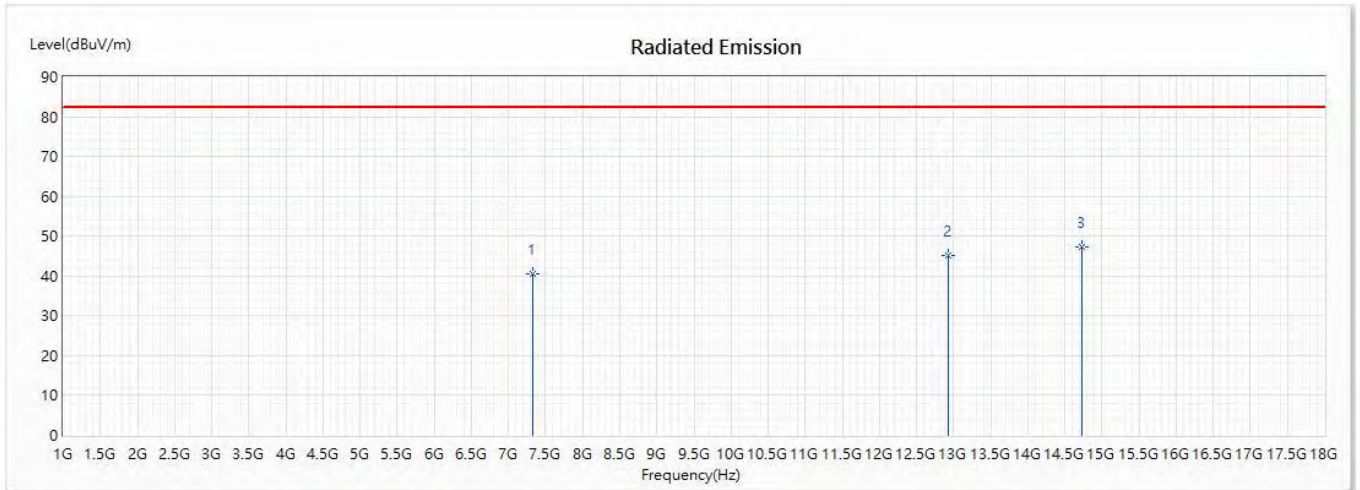


No	Frequency (MHz)	Emission Level (dBuV/m)	Limit (dBuV/m)	Margin (dB)	Reading Level (dBuV)	Correct Factor (dB/m)	Detector Type
1	7354.519	39.87	82.20	-42.33	38.97	0.90	PK
* 2	14808.07	49.71	82.20	-32.49	41.81	7.90	PK
3	16778.557	47.38	82.20	-34.82	36.32	11.06	PK

Remark:

- "*" means this data is the worst emission level;
"!" means this data is over limit.
- Emission Level=Reading Level + Correct Factor(Correct Factor=Ant Factor+ Cable Loss- Pre Amp).
- Margin= Emission Level- Limit.

Model No	LVSKIHP	Site	CB7
Test Voltage	AC 120 V / 60 Hz	Test Date	2020/6/28
Test Mode	Mode 1: Transmit	Engineer	Nova
Polarity	Vertical	Temperature (°C)	29.0
Test Condition	RF-TX_BPSK_100M_MIMO_0	Humidity (%RH)	61.0
Note	n261;Beam ID 19+147;20RB22;High		



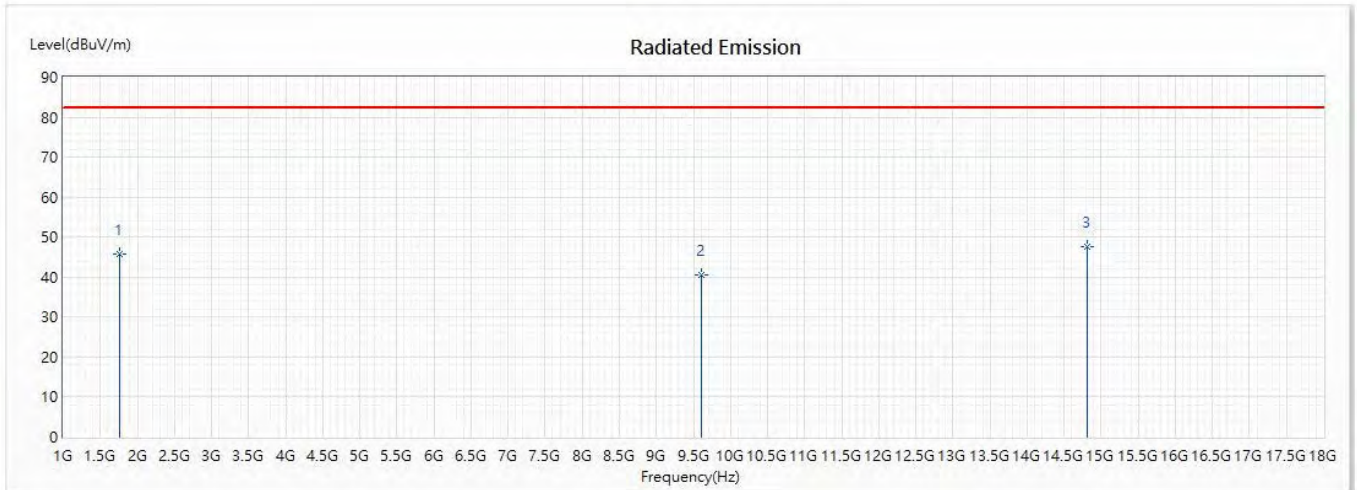
No	Frequency (MHz)	Emission Level (dBuV/m)	Limit (dBuV/m)	Margin (dB)	Reading Level (dBuV)	Correct Factor (dB/m)	Detector Type
1	7325.961	40.50	82.20	-41.70	39.54	0.96	PK
2	12923.262	45.08	82.20	-37.12	38.82	6.26	PK
* 3	14722.404	47.19	82.20	-35.01	39.24	7.95	PK

Remark:

- "*" means this data is the worst emission level;
"!" means this data is over limit.
- Emission Level=Reading Level + Correct Factor(Correct Factor=Ant Factor+ Cable Loss- Pre Amp).
- Margin= Emission Level- Limit.

n261:2CC-BW50MHz-RSE 1GHz to 18GHz

Model No	LVSKIHP	Site	CB7
Test Voltage	AC 120 V / 60 Hz	Test Date	2020/7/4
Test Mode	Mode 1: Transmit	Engineer	Paul
Polarity	Horizontal	Temperature (°C)	29.0
Test Condition	RF-TX_QPSK_50M_0	Humidity (%RH)	61.0
Note	n261;2CC;Beam ID 148;FullRB;Low		

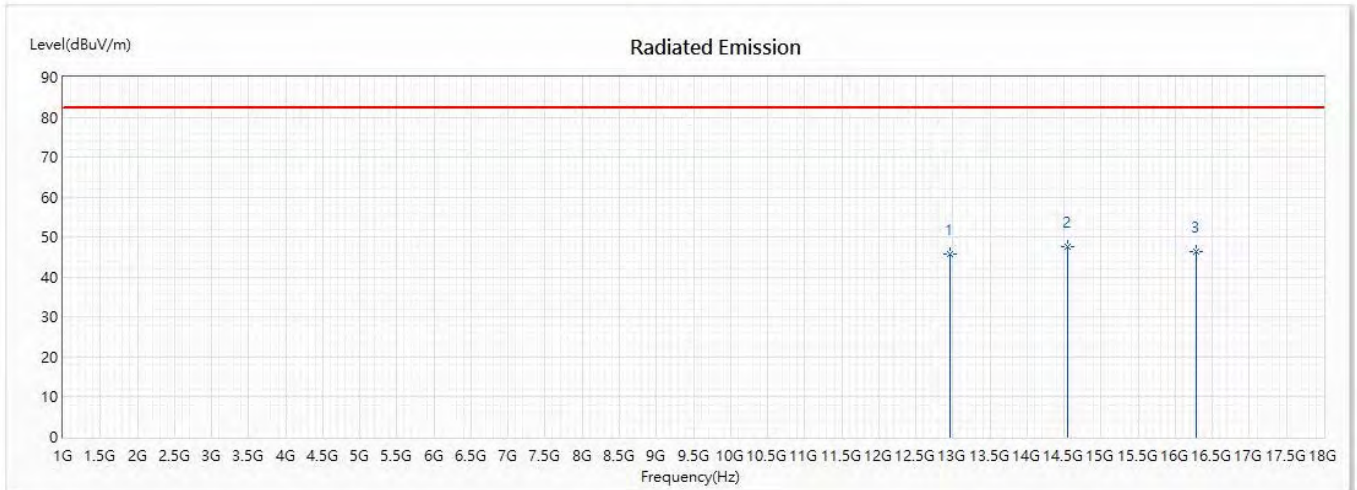


No	Frequency (MHz)	Emission Level (dBuV/m)	Limit (dBuV/m)	Margin (dB)	Reading Level (dBuV)	Correct Factor (dB/m)	Detector Type
1	1758.026	45.75	82.20	-36.45	56.50	-10.75	PK
2	9604.179	40.47	82.20	-41.73	37.92	2.55	PK
* 3	14807.705	47.50	82.20	-34.70	39.60	7.90	PK

Remark:

- "*" means this data is the worst emission level;
"!" means this data is over limit.
- Emission Level=Reading Level + Correct Factor(Correct Factor=Ant Factor+ Cable Loss- Pre Amp).
- Margin= Emission Level- Limit.

Model No	LVSKIHP	Site	CB7
Test Voltage	AC 120 V / 60 Hz	Test Date	2020/7/4
Test Mode	Mode 1: Transmit	Engineer	Paul
Polarity	Vertical	Temperature (°C)	29.0
Test Condition	RF-TX_QPSK_50M_0	Humidity (%RH)	61.0
Note	n261;2CC;Beam ID 148;FullRB;Low		

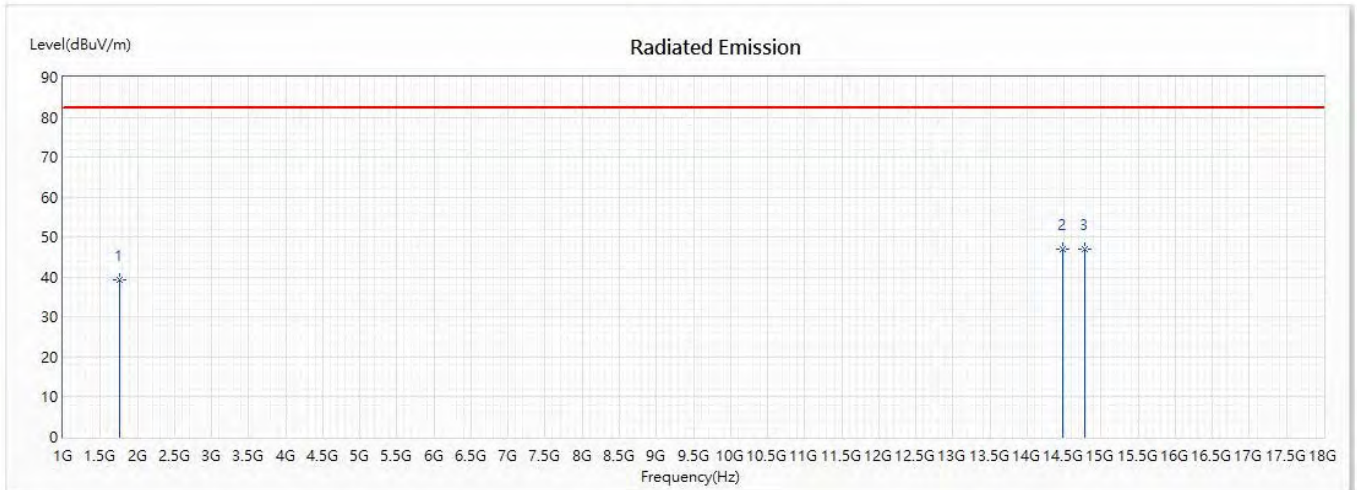


No	Frequency (MHz)	Emission Level (dBuV/m)	Limit (dBuV/m)	Margin (dB)	Reading Level (dBuV)	Correct Factor (dB/m)	Detector Type
1	12959.936	45.90	82.20	-36.30	39.65	6.25	PK
* 2	14540.064	47.63	82.20	-34.57	39.63	8.00	PK
3	16283.654	46.45	82.20	-35.75	36.84	9.61	PK

Remark:

- "*" means this data is the worst emission level;
"!" means this data is over limit.
- Emission Level=Reading Level + Correct Factor(Correct Factor=Ant Factor+ Cable Loss- Pre Amp).
- Margin= Emission Level- Limit.

Model No	LVSKIHP	Site	CB7
Test Voltage	AC 120 V / 60 Hz	Test Date	2020/7/4
Test Mode	Mode 1: Transmit	Engineer	Paul
Polarity	Horizontal	Temperature (°C)	29.0
Test Condition	RF-TX_QPSK_50M_0	Humidity (%RH)	61.0
Note	n261;2CC;Beam ID 148;FullRB;Mid		

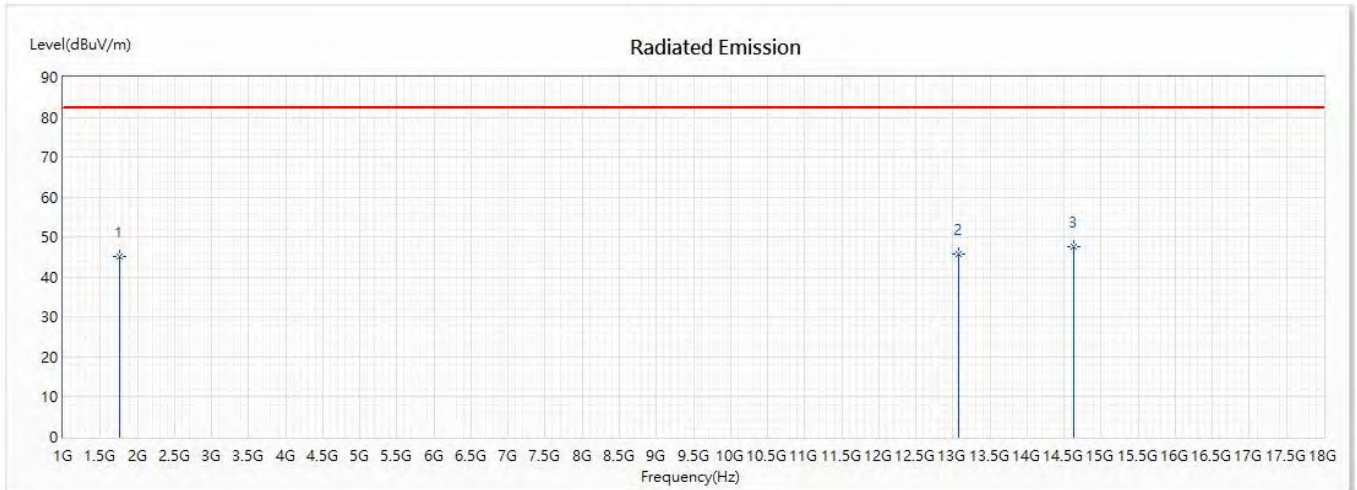


No	Frequency (MHz)	Emission Level (dBuV/m)	Limit (dBuV/m)	Margin (dB)	Reading Level (dBuV)	Correct Factor (dB/m)	Detector Type
1	1758.026	39.29	82.20	-42.91	50.04	-10.75	PK
2	14480.782	46.85	82.20	-35.35	38.98	7.87	PK
* 3	14780.462	46.99	82.20	-35.21	39.10	7.89	PK

Remark:

- "*" means this data is the worst emission level;
"!" means this data is over limit.
- Emission Level=Reading Level + Correct Factor(Correct Factor=Ant Factor+ Cable Loss- Pre Amp).
- Margin= Emission Level- Limit.

Model No	LVSKIHP	Site	CB7
Test Voltage	AC 120 V / 60 Hz	Test Date	2020/7/4
Test Mode	Mode 1: Transmit	Engineer	Paul
Polarity	Vertical	Temperature (°C)	29.0
Test Condition	RF-TX_QPSK_50M_0	Humidity (%RH)	61.0
Note	n261;2CC;Beam ID 148;FullRB;Mid		

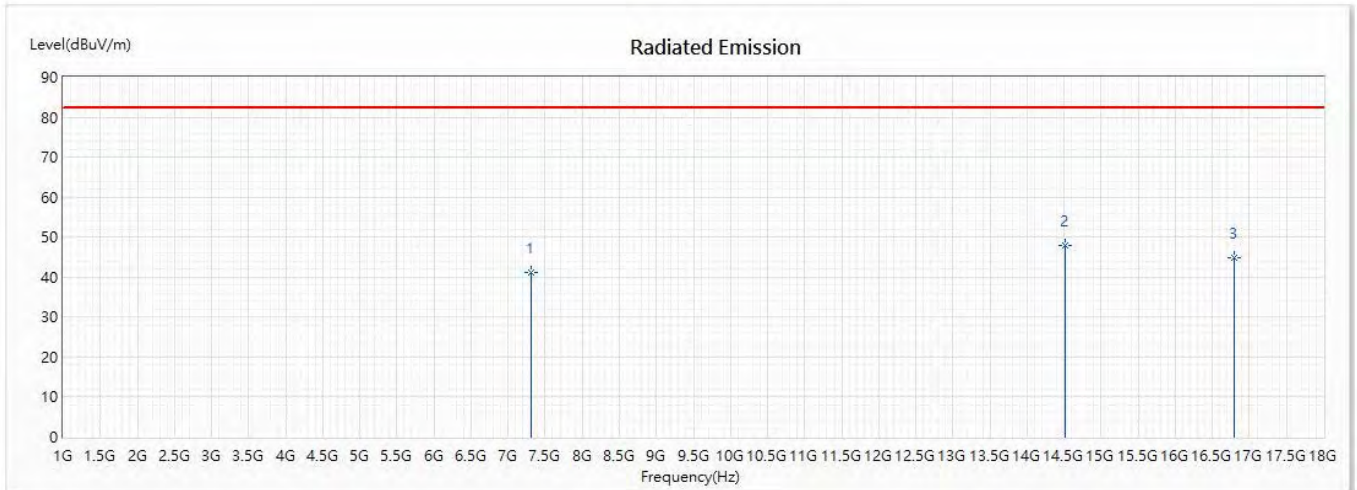


No	Frequency (MHz)	Emission Level (dBuV/m)	Limit (dBuV/m)	Margin (dB)	Reading Level (dBuV)	Correct Factor (dB/m)	Detector Type
1	1762.82	45.30	82.20	-36.90	56.01	-10.71	PK
2	13068.91	45.73	82.20	-36.47	39.42	6.31	PK
* 3	14621.795	47.73	82.20	-34.47	39.67	8.06	PK

Remark:

- "*" means this data is the worst emission level;
"!" means this data is over limit.
- Emission Level=Reading Level + Correct Factor(Correct Factor=Ant Factor+ Cable Loss- Pre Amp).
- Margin= Emission Level- Limit.

Model No	LVSKIHP	Site	CB7
Test Voltage	AC 120 V / 60 Hz	Test Date	2020/7/4
Test Mode	Mode 1: Transmit	Engineer	Paul
Polarity	Horizontal	Temperature (°C)	29.0
Test Condition	RF-TX_QPSK_50M_0	Humidity (%RH)	61.0
Note	n261;2CC;Beam ID 148;FullRB;High		

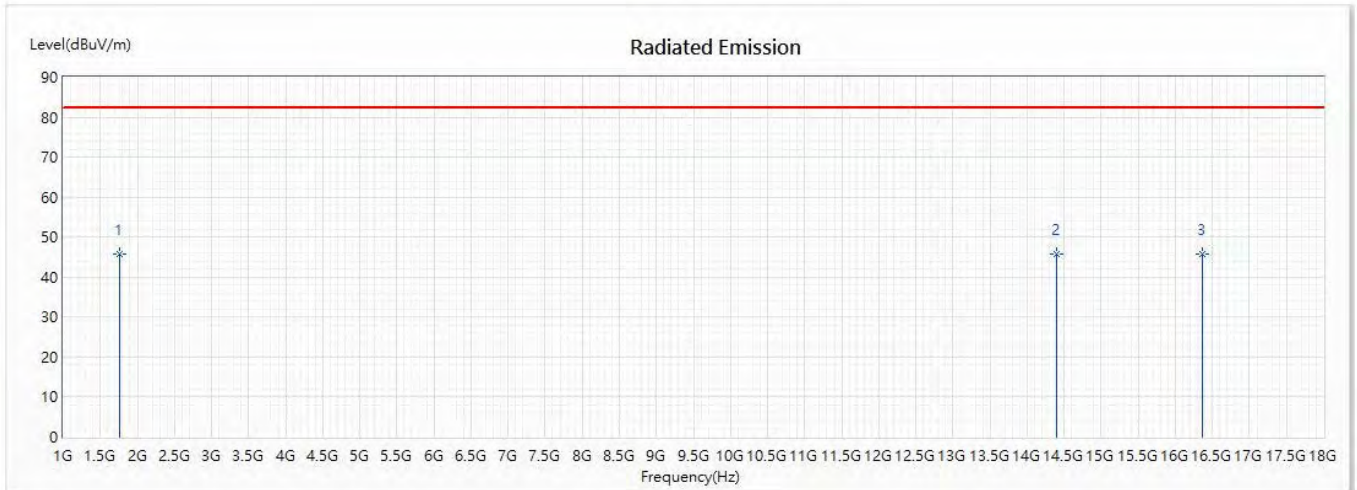


No	Frequency (MHz)	Emission Level (dBuV/m)	Limit (dBuV/m)	Margin (dB)	Reading Level (dBuV)	Correct Factor (dB/m)	Detector Type
1	7315.718	41.31	82.20	-40.89	40.32	0.99	PK
* 2	14508.026	48.03	82.20	-34.17	40.06	7.97	PK
3	16801.282	44.79	82.20	-37.41	33.64	11.15	PK

Remark:

- "*" means this data is the worst emission level;
"!" means this data is over limit.
- Emission Level=Reading Level + Correct Factor(Correct Factor=Ant Factor+ Cable Loss- Pre Amp).
- Margin= Emission Level- Limit.

Model No	LVSKIHP	Site	CB7
Test Voltage	AC 120 V / 60 Hz	Test Date	2020/7/4
Test Mode	Mode 1: Transmit	Engineer	Paul
Polarity	Vertical	Temperature (°C)	29.0
Test Condition	RF-TX_QPSK_50M_0	Humidity (%RH)	61.0
Note	n261;2CC;Beam ID 148;FullRB;High		



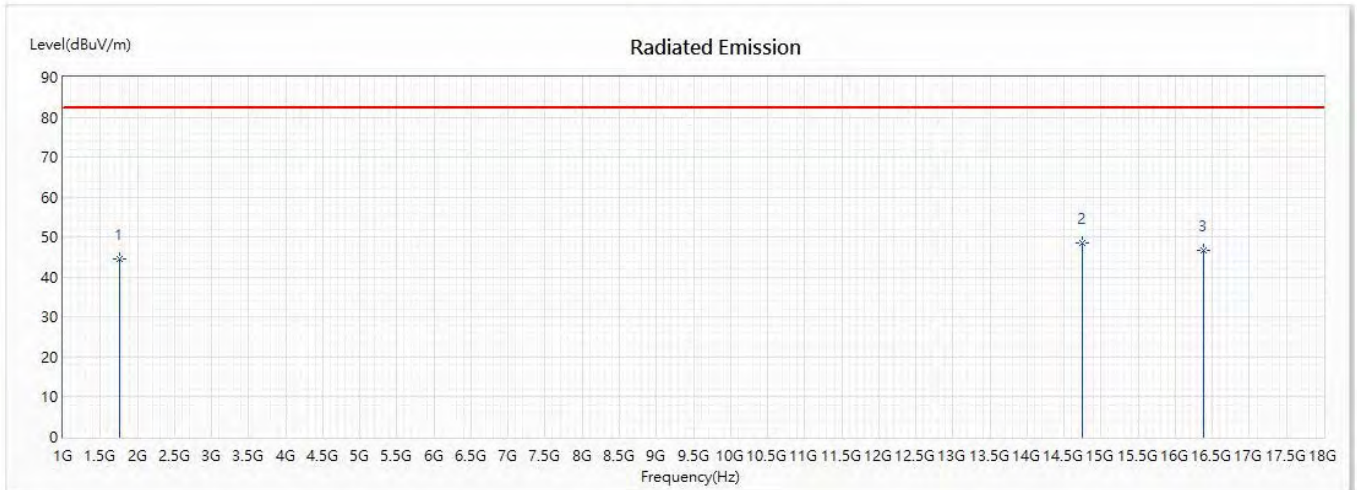
No	Frequency (MHz)	Emission Level (dBuV/m)	Limit (dBuV/m)	Margin (dB)	Reading Level (dBuV)	Correct Factor (dB/m)	Detector Type
1	1762.82	45.73	82.20	-36.47	56.44	-10.71	PK
* 2	14403.846	45.81	82.20	-36.39	38.37	7.44	PK
3	16365.385	45.68	82.20	-36.52	36.11	9.57	PK

Remark:

- "*" means this data is the worst emission level;
"!" means this data is over limit.
- Emission Level=Reading Level + Correct Factor(Correct Factor=Ant Factor+ Cable Loss- Pre Amp).
- Margin= Emission Level- Limit.

n261:2CC-BW100MHz-RSE 1GHz to 18 GHz

Model No	LVSKIHP	Site	CB7
Test Voltage	AC 120 V / 60 Hz	Test Date	2020/7/3
Test Mode	Mode 1: Transmit	Engineer	Paul
Polarity	Horizontal	Temperature (°C)	29.0
Test Condition	RF-TX_QPSK_100M_0	Humidity (%RH)	61.0
Note	n261;2CC; Beam ID 19;FullRB;Low		

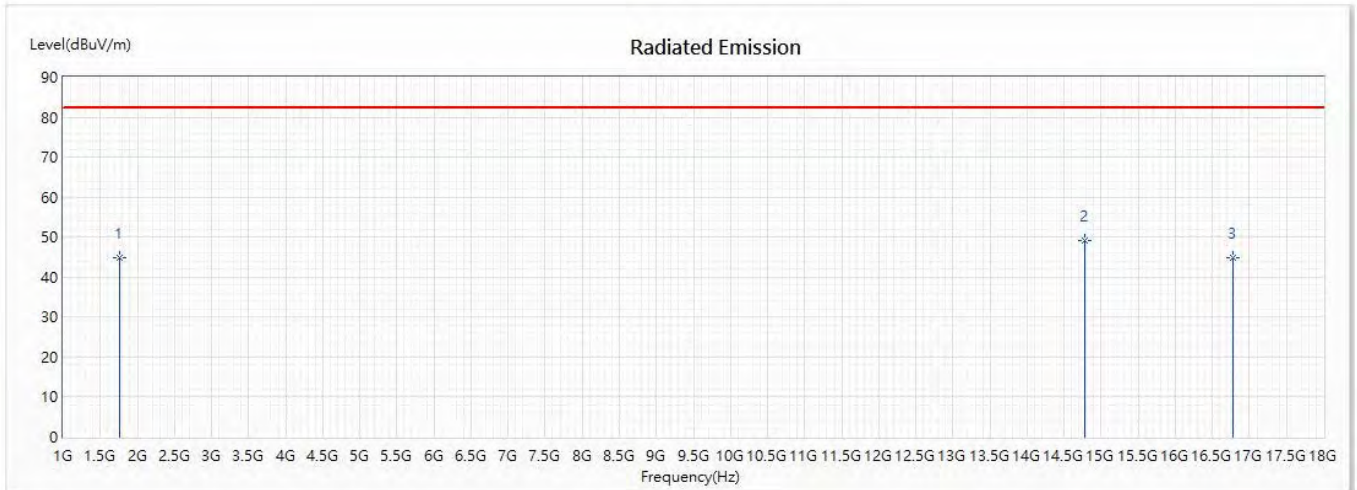


No	Frequency (MHz)	Emission Level (dBuV/m)	Limit (dBuV/m)	Margin (dB)	Reading Level (dBuV)	Correct Factor (dB/m)	Detector Type
1	1762.82	44.62	82.20	-37.58	55.33	-10.71	PK
* 2	14753	48.58	82.20	-33.62	40.67	7.91	PK
3	16387.61	46.76	82.20	-35.44	37.18	9.58	PK

Remark:

- "*" means this data is the worst emission level;
"!" means this data is over limit.
- Emission Level=Reading Level + Correct Factor(Correct Factor=Ant Factor+ Cable Loss- Pre Amp).
- Margin= Emission Level- Limit.

Model No	LVSKIHP	Site	CB7
Test Voltage	AC 120 V / 60 Hz	Test Date	2020/7/3
Test Mode	Mode 1: Transmit	Engineer	Paul
Polarity	Vertical	Temperature (°C)	29.0
Test Condition	RF-TX_QPSK_100M_0	Humidity (%RH)	61.0
Note	n261;2CC; Beam ID 19;FullRB;Low		

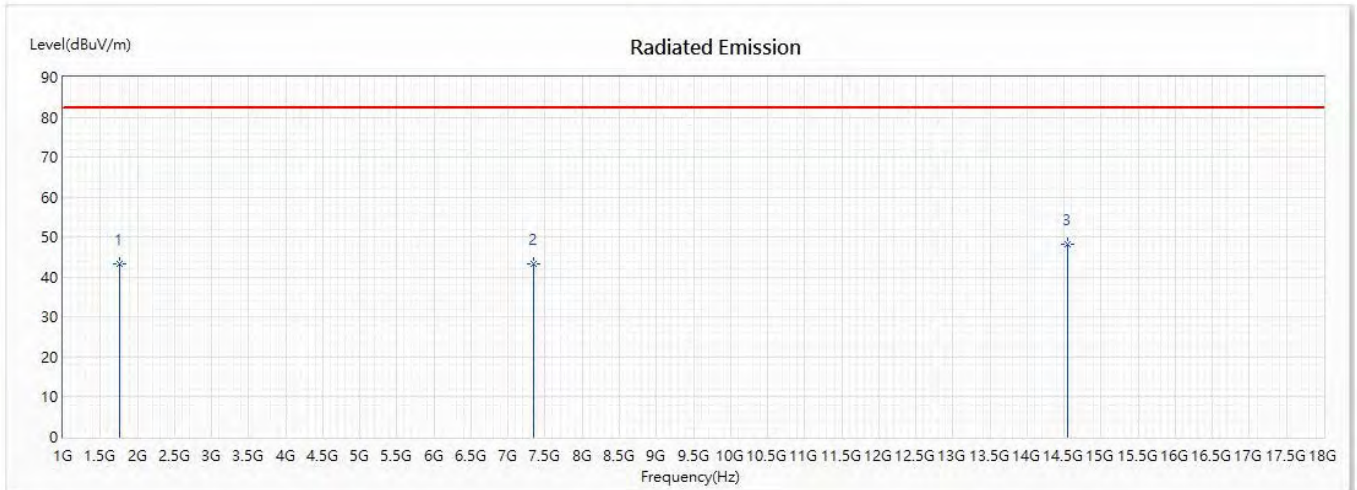


No	Frequency (MHz)	Emission Level (dBuV/m)	Limit (dBuV/m)	Margin (dB)	Reading Level (dBuV)	Correct Factor (dB/m)	Detector Type
1	1762.82	44.70	82.20	-37.50	55.41	-10.71	PK
* 2	14785.25	49.11	82.20	-33.09	41.22	7.89	PK
3	16770	44.73	82.20	-37.47	33.71	11.02	PK

Remark:

- "*" means this data is the worst emission level;
"!" means this data is over limit.
- Emission Level=Reading Level + Correct Factor(Correct Factor=Ant Factor+ Cable Loss- Pre Amp).
- Margin= Emission Level- Limit.

Model No	LVSKIHP	Site	CB7
Test Voltage	AC 120 V / 60 Hz	Test Date	2020/7/4
Test Mode	Mode 1: Transmit	Engineer	Paul
Polarity	Horizontal	Temperature (°C)	29.0
Test Condition	RF-TX_QPSK_100M_0	Humidity (%RH)	61.0
Note	n261;2CC; Beam ID 19;FullRB;Mid		

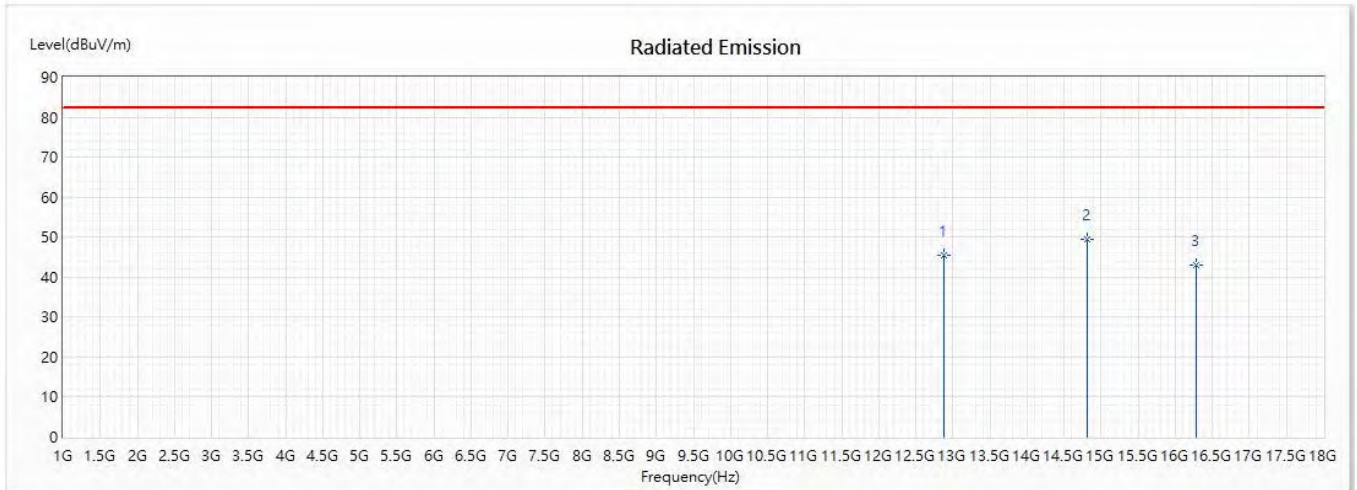


No	Frequency (MHz)	Emission Level (dBuV/m)	Limit (dBuV/m)	Margin (dB)	Reading Level (dBuV)	Correct Factor (dB/m)	Detector Type
1	1762.82	43.30	82.20	-38.90	54.01	-10.71	PK
2	7344.776	43.38	82.20	-38.82	42.49	0.89	PK
* 3	14540.064	48.17	82.20	-34.03	40.17	8.00	PK

Remark:

- "*" means this data is the worst emission level;
"!" means this data is over limit.
- Emission Level=Reading Level + Correct Factor(Correct Factor=Ant Factor+ Cable Loss- Pre Amp).
- Margin= Emission Level- Limit.

Model No	LVSKIHP	Site	CB7
Test Voltage	AC 120 V / 60 Hz	Test Date	2020/7/4
Test Mode	Mode 1: Transmit	Engineer	Paul
Polarity	Vertical	Temperature (°C)	29.0
Test Condition	RF-TX_QPSK_100M_0	Humidity (%RH)	61.0
Note	n261;2CC; Beam ID 19;FullRB;Mid		

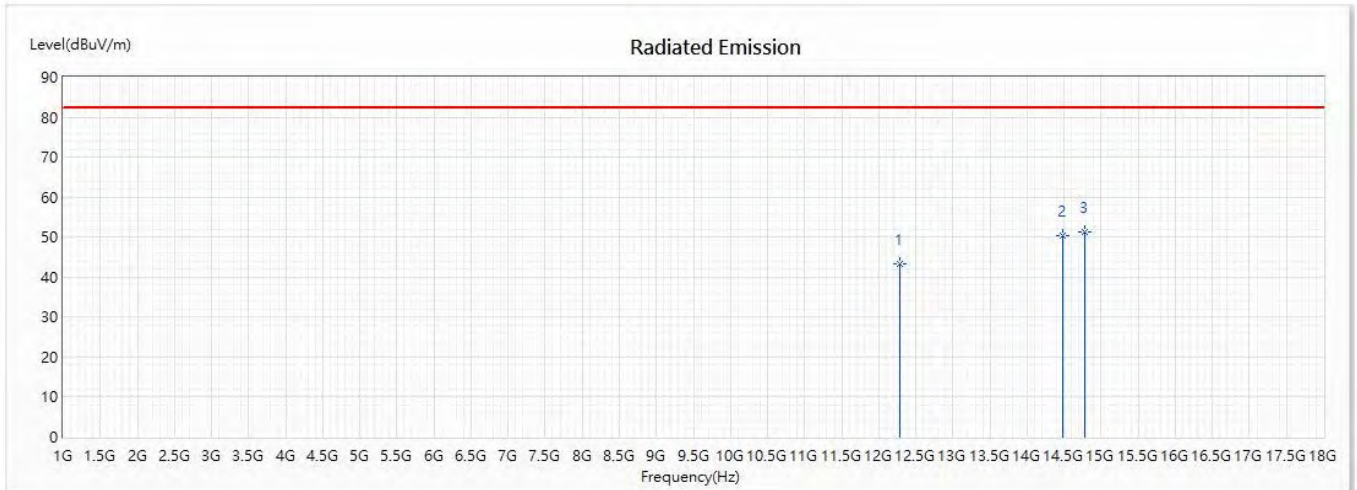


No	Frequency (MHz)	Emission Level (dBuV/m)	Limit (dBuV/m)	Margin (dB)	Reading Level (dBuV)	Correct Factor (dB/m)	Detector Type
1	12873.41	45.54	82.20	-36.66	39.25	6.29	PK
* 2	14807.705	49.37	82.20	-32.83	41.47	7.90	PK
3	16278.859	42.96	82.20	-39.24	33.35	9.61	PK

Remark:

- "*" means this data is the worst emission level;
"!" means this data is over limit.
- Emission Level=Reading Level + Correct Factor(Correct Factor=Ant Factor+ Cable Loss- Pre Amp).
- Margin= Emission Level- Limit.

Model No	LVSKIHP	Site	CB7
Test Voltage	AC 120 V / 60 Hz	Test Date	2020/7/4
Test Mode	Mode 1: Transmit	Engineer	Paul
Polarity	Horizontal	Temperature (°C)	29.0
Test Condition	RF-TX_QPSK_100M_0	Humidity (%RH)	61.0
Note	n261;2CC; Beam ID 19;FullRB;High		

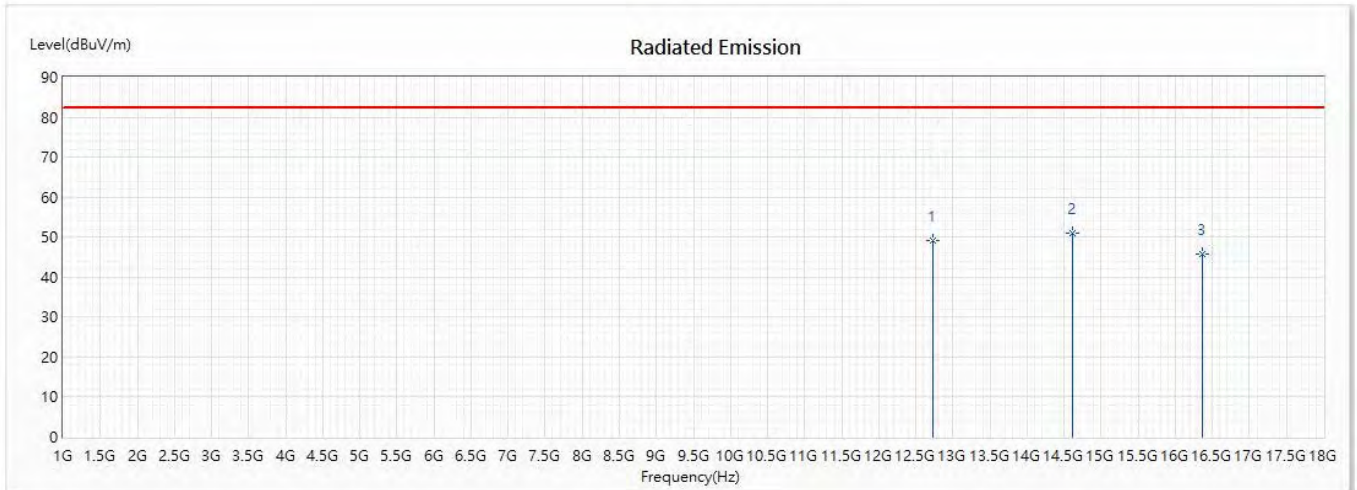


No	Frequency (MHz)	Emission Level (dBuV/m)	Limit (dBuV/m)	Margin (dB)	Reading Level (dBuV)	Correct Factor (dB/m)	Detector Type
1	12278.846	43.33	82.20	-38.87	37.57	5.76	PK
2	14485.577	50.45	82.20	-31.75	42.55	7.90	PK
* 3	14785.256	51.23	82.20	-30.97	43.34	7.89	PK

Remark:

- "*" means this data is the worst emission level;
"!" means this data is over limit.
- Emission Level=Reading Level + Correct Factor(Correct Factor=Ant Factor+ Cable Loss- Pre Amp).
- Margin= Emission Level- Limit.

Model No	LVSKIHP	Site	CB7
Test Voltage	AC 120 V / 60 Hz	Test Date	2020/7/4
Test Mode	Mode 1: Transmit	Engineer	Paul
Polarity	Vertical	Temperature (°C)	29.0
Test Condition	RF-TX_QPSK_100M_0	Humidity (%RH)	61.0
Note	n261;2CC; Beam ID 19;FullRB;High		



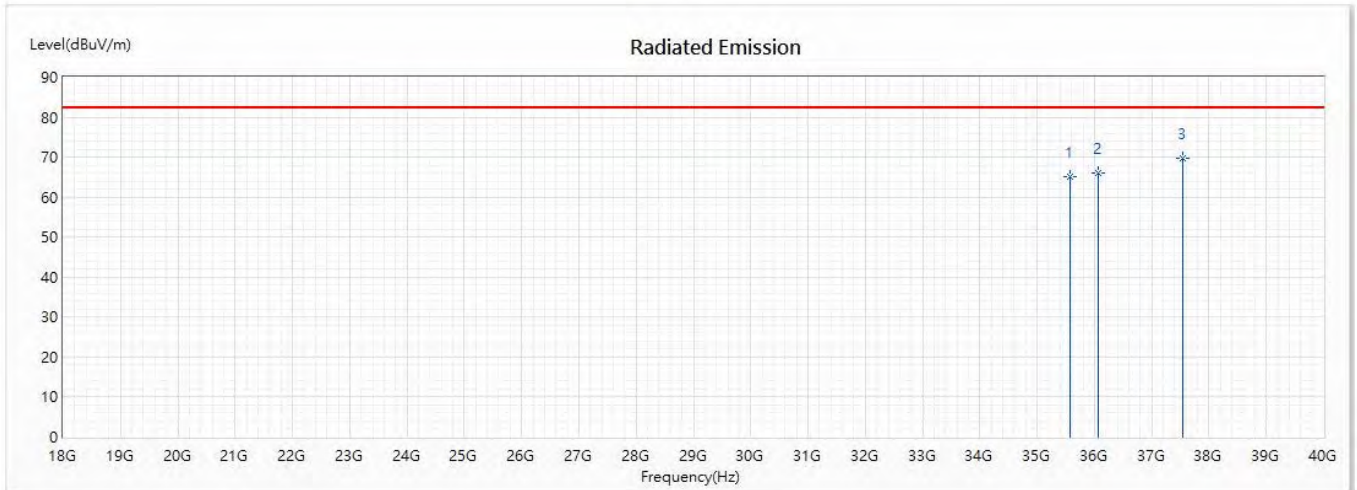
No	Frequency (MHz)	Emission Level (dBuV/m)	Limit (dBuV/m)	Margin (dB)	Reading Level (dBuV)	Correct Factor (dB/m)	Detector Type
1	12737.192	49.28	82.20	-32.92	43.07	6.21	PK
* 2	14617	50.94	82.20	-31.26	42.88	8.06	PK
3	16360.58	45.78	82.20	-36.42	36.21	9.57	PK

Remark:

- "*" means this data is the worst emission level;
"!" means this data is over limit.
- Emission Level=Reading Level + Correct Factor(Correct Factor=Ant Factor+ Cable Loss- Pre Amp).
- Margin= Emission Level- Limit.

n261:1CC-BW50MHz-RSE 18GHz to 40GHz

Model No	LVSKIHP	Site	CB7
Test Voltage	AC 120 V / 60 Hz	Test Date	2020/7/4
Test Mode	Mode 1: Transmit	Engineer	Paul
Polarity	Horizontal	Temperature (°C)	29.0
Test Condition	RF-TX_BPSK_50M_0	Humidity (%RH)	61.0
Note	n261;Beam ID 23;10RB11;Low		

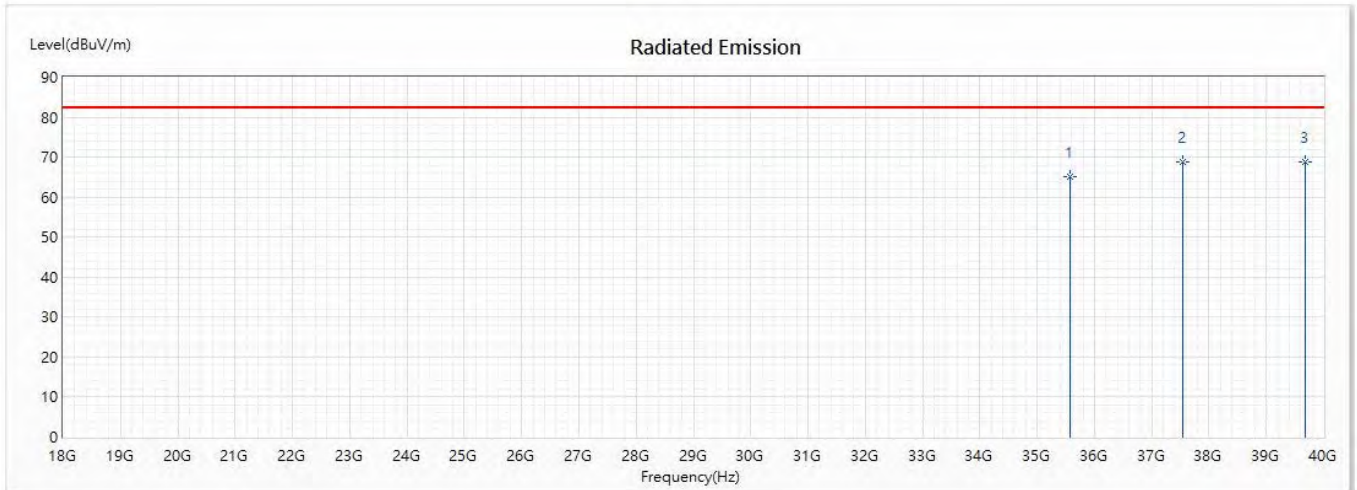


No	Frequency (MHz)	Emission Level (dBuV/m)	Limit (dBuV/m)	Margin (dB)	Reading Level (dBuV)	Correct Factor (dB/m)	Detector Type
1	35573.34	65.12	82.20	-17.08	57.20	7.92	PK
2	36072.74	65.92	82.20	-16.28	57.61	8.31	PK
* 3	37532.41	69.61	82.20	-12.59	60.20	9.41	PK

Remark:

- "*" means this data is the worst emission level;
"!" means this data is over limit.
- Emission Level=Reading Level + Correct Factor(Correct Factor=Ant Factor+ Cable Loss- Pre Amp).
- Margin= Emission Level- Limit.

Model No	LVSKIHP	Site	CB7
Test Voltage	AC 120 V / 60 Hz	Test Date	2020/7/4
Test Mode	Mode 1: Transmit	Engineer	Paul
Polarity	Vertical	Temperature (°C)	29.0
Test Condition	RF-TX_BPSK_50M_0	Humidity (%RH)	61.0
Note	n261;Beam ID 23;10RB11;Low		

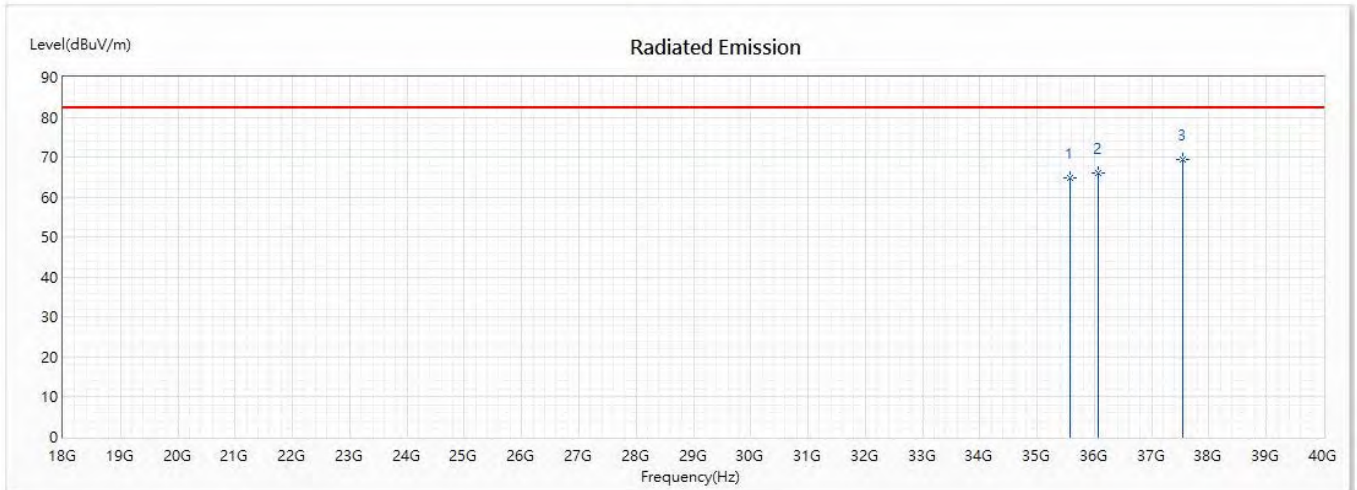


No	Frequency (MHz)	Emission Level (dBuV/m)	Limit (dBuV/m)	Margin (dB)	Reading Level (dBuV)	Correct Factor (dB/m)	Detector Type
1	35573.15	65.22	82.20	-16.98	57.30	7.92	PK
* 2	37535.41	68.89	82.20	-13.31	59.47	9.42	PK
3	39685.64	68.77	82.20	-13.43	53.26	15.51	PK

Remark:

- "*" means this data is the worst emission level;
"!" means this data is over limit.
- Emission Level=Reading Level + Correct Factor(Correct Factor=Ant Factor+ Cable Loss- Pre Amp).
- Margin= Emission Level- Limit.

Model No	LVSKIHP	Site	CB7
Test Voltage	AC 120 V / 60 Hz	Test Date	2020/7/4
Test Mode	Mode 1: Transmit	Engineer	Paul
Polarity	Horizontal	Temperature (°C)	29.0
Test Condition	RF-TX_BPSK_50M_0	Humidity (%RH)	61.0
Note	n261;Beam ID 23;10RB11;Mid		

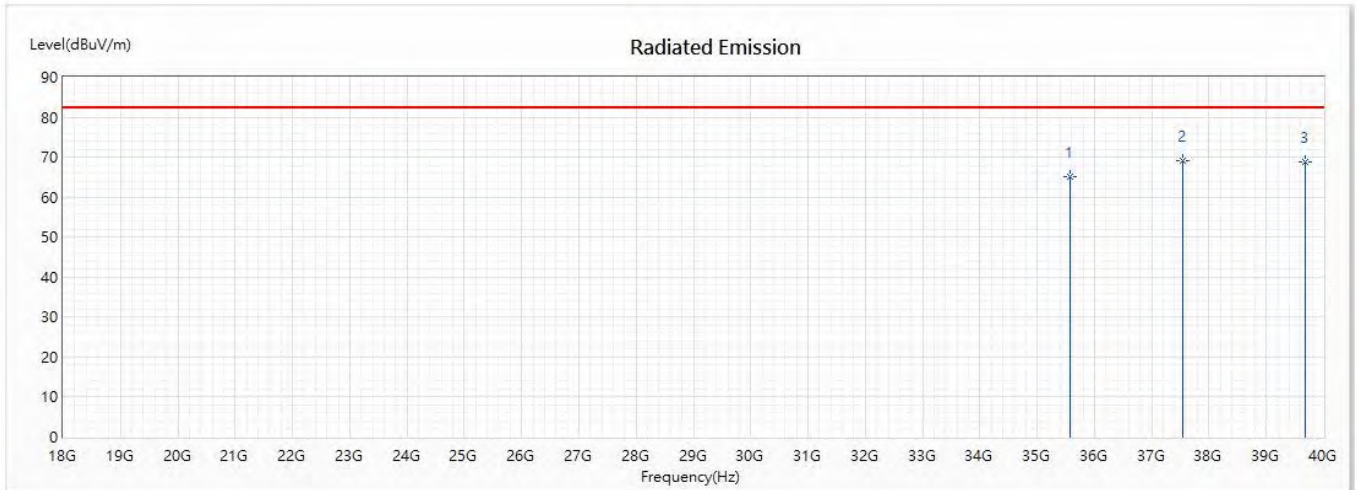


No	Frequency (MHz)	Emission Level (dBuV/m)	Limit (dBuV/m)	Margin (dB)	Reading Level (dBuV)	Correct Factor (dB/m)	Detector Type
1	35570.48	64.83	82.20	-17.37	56.91	7.92	PK
2	36072.63	66.17	82.20	-16.03	57.86	8.31	PK
* 3	37531.39	69.57	82.20	-12.63	60.16	9.41	PK

Remark:

- "*" means this data is the worst emission level;
"!" means this data is over limit.
- Emission Level=Reading Level + Correct Factor(Correct Factor=Ant Factor+ Cable Loss- Pre Amp).
- Margin= Emission Level- Limit.

Model No	LVSKIHP	Site	CB7
Test Voltage	AC 120 V / 60 Hz	Test Date	2020/7/4
Test Mode	Mode 1: Transmit	Engineer	Paul
Polarity	Vertical	Temperature (°C)	29.0
Test Condition	RF-TX_BPSK_50M_0	Humidity (%RH)	61.0
Note	n261;Beam ID 23;10RB11;Mid		

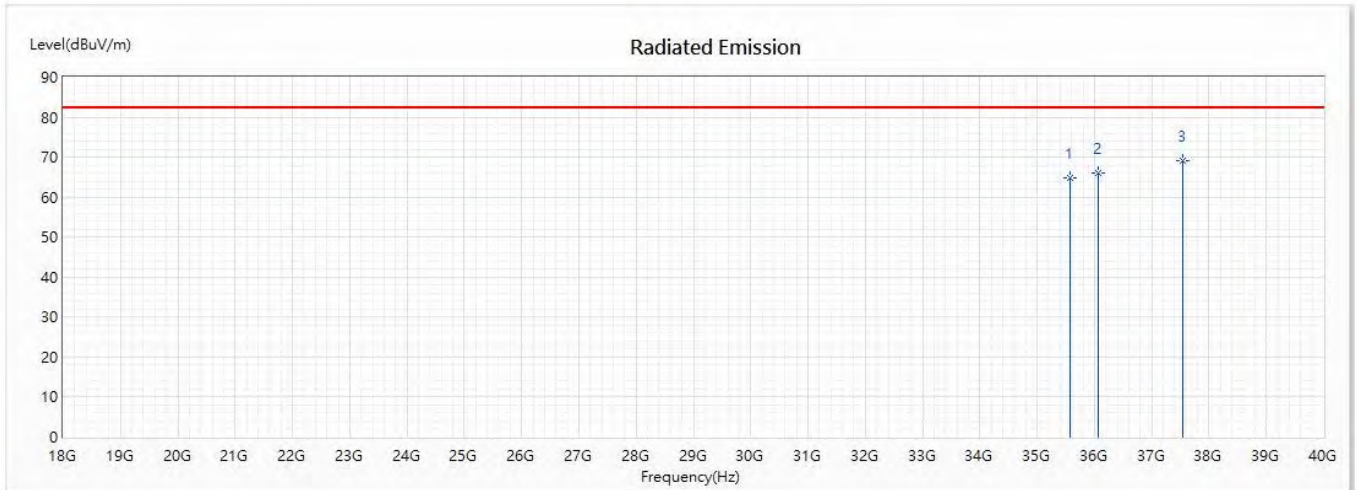


No	Frequency (MHz)	Emission Level (dBuV/m)	Limit (dBuV/m)	Margin (dB)	Reading Level (dBuV)	Correct Factor (dB/m)	Detector Type
1	35571.24	65.11	82.20	-17.09	57.19	7.92	PK
* 2	37534.26	69.03	82.20	-13.17	59.62	9.41	PK
3	39686.25	68.67	82.20	-13.53	53.16	15.51	PK

Remark:

- "*" means this data is the worst emission level;
"!" means this data is over limit.
- Emission Level=Reading Level + Correct Factor(Correct Factor=Ant Factor+ Cable Loss- Pre Amp).
- Margin= Emission Level- Limit.

Model No	LVSKIHP	Site	CB7
Test Voltage	AC 120 V / 60 Hz	Test Date	2020/7/4
Test Mode	Mode 1: Transmit	Engineer	Paul
Polarity	Horizontal	Temperature (°C)	29.0
Test Condition	RF-TX_BPSK_50M_0	Humidity (%RH)	61.0
Note	n261;Beam ID 23;10RB11;High		

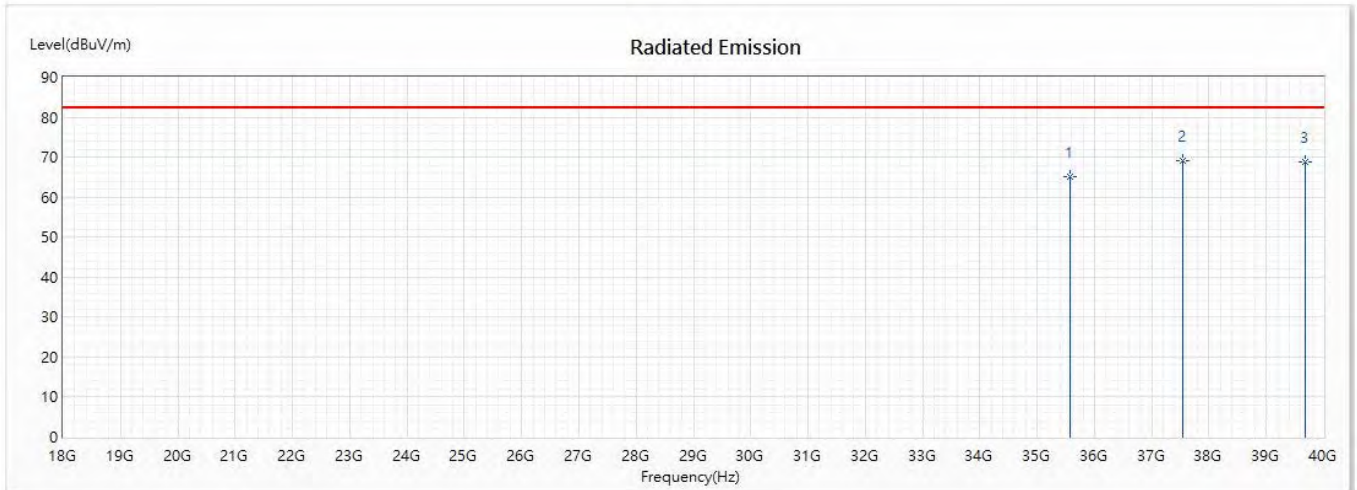


No	Frequency (MHz)	Emission Level (dBuV/m)	Limit (dBuV/m)	Margin (dB)	Reading Level (dBuV)	Correct Factor (dB/m)	Detector Type
1	35570.48	64.89	82.20	-17.31	56.97	7.92	PK
2	36074.51	66.03	82.20	-16.17	57.72	8.31	PK
* 3	37532.95	69.22	82.20	-12.98	59.81	9.41	PK

Remark:

- "*" means this data is the worst emission level;
"!" means this data is over limit.
- Emission Level=Reading Level + Correct Factor(Correct Factor=Ant Factor+ Cable Loss- Pre Amp).
- Margin= Emission Level- Limit.

Model No	LVSKIHP	Site	CB7
Test Voltage	AC 120 V / 60 Hz	Test Date	2020/7/4
Test Mode	Mode 1: Transmit	Engineer	Paul
Polarity	Vertical	Temperature (°C)	29.0
Test Condition	RF-TX_BPSK_50M_0	Humidity (%RH)	61.0
Note	n261;Beam ID 23;10RB11;High		

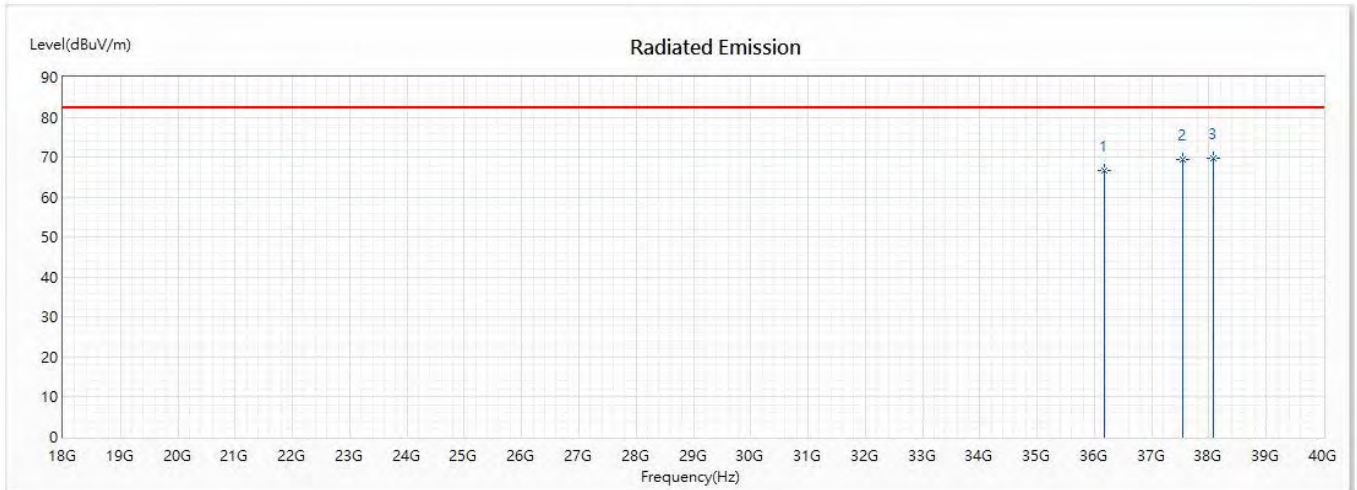


No	Frequency (MHz)	Emission Level (dBuV/m)	Limit (dBuV/m)	Margin (dB)	Reading Level (dBuV)	Correct Factor (dB/m)	Detector Type
1	35578.41	65.07	82.20	-17.13	57.14	7.93	PK
* 2	37531.17	69.24	82.20	-12.96	59.83	9.41	PK
3	39681.24	68.72	82.20	-13.48	53.22	15.50	PK

Remark:

- "*" means this data is the worst emission level;
"!" means this data is over limit.
- Emission Level=Reading Level + Correct Factor(Correct Factor=Ant Factor+ Cable Loss- Pre Amp).
- Margin= Emission Level- Limit.

Model No	LVSKIHP	Site	CB7
Test Voltage	AC 120 V / 60 Hz	Test Date	2020/7/4
Test Mode	Mode 1: Transmit	Engineer	Nova
Polarity	Horizontal	Temperature (°C)	29.0
Test Condition	RF-TX_BPSK_50M_mimo_0	Humidity (%RH)	61.0
Note	n261;Beam ID 19+147;10RB11;Low		

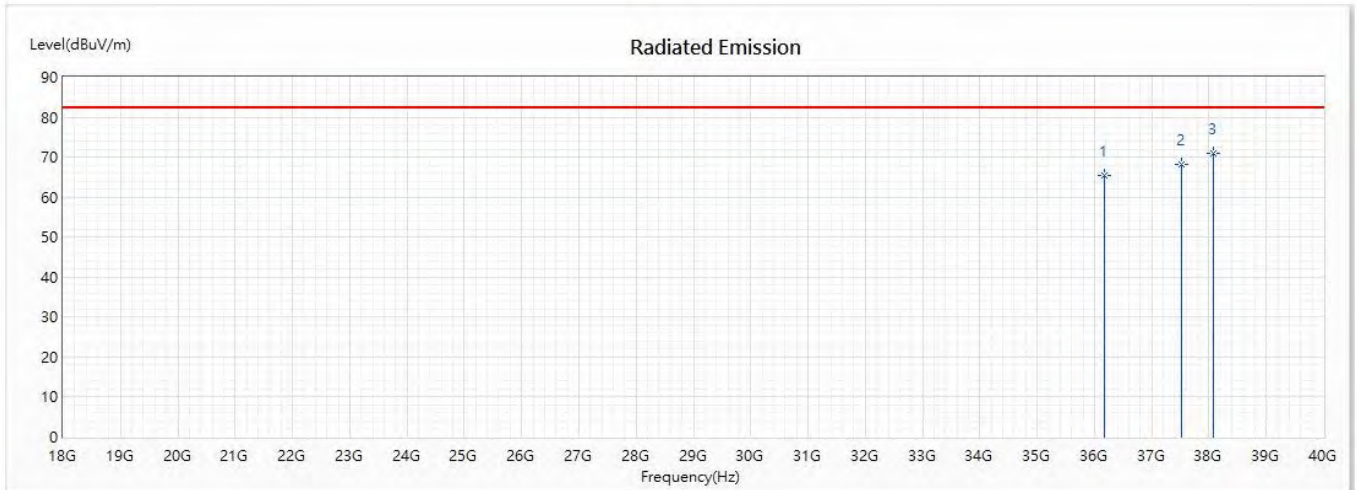


No	Frequency (MHz)	Emission Level (dBuV/m)	Limit (dBuV/m)	Margin (dB)	Reading Level (dBuV)	Correct Factor (dB/m)	Detector Type
1	36171.12	66.68	82.20	-15.52	58.46	8.22	PK
2	37531.24	69.54	82.20	-12.66	60.13	9.41	PK
* 3	38083.34	69.82	82.20	-12.38	59.48	10.34	PK

Remark:

- "*" means this data is the worst emission level;
"!" means this data is over limit.
- Emission Level=Reading Level + Correct Factor(Correct Factor=Ant Factor+ Cable Loss- Pre Amp).
- Margin= Emission Level- Limit.

Model No	LVSKIHP	Site	CB7
Test Voltage	AC 120 V / 60 Hz	Test Date	2020/7/4
Test Mode	Mode 1: Transmit	Engineer	Nova
Polarity	Vertical	Temperature (°C)	29.0
Test Condition	RF-TX_BPSK_50M_mimo_0	Humidity (%RH)	61.0
Note	n261;Beam ID 19+147;10RB11;Low		

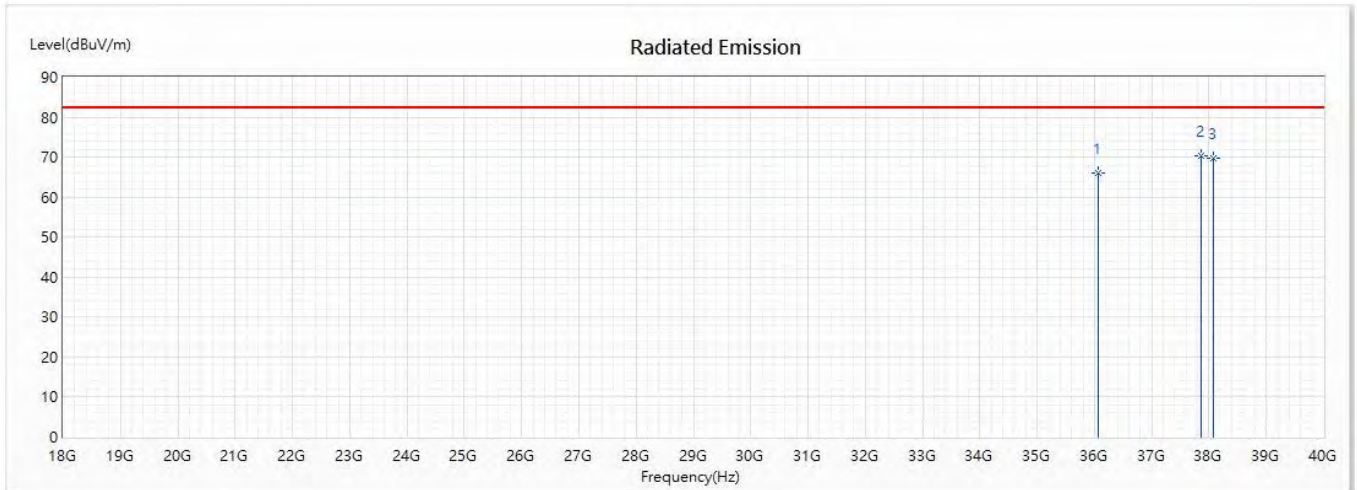


No	Frequency (MHz)	Emission Level (dBuV/m)	Limit (dBuV/m)	Margin (dB)	Reading Level (dBuV)	Correct Factor (dB/m)	Detector Type
1	36172.31	65.41	82.20	-16.79	57.19	8.22	PK
2	37530.04	68.22	82.20	-13.98	58.81	9.41	PK
* 3	38081.2	70.82	82.20	-11.38	60.50	10.32	PK

Remark:

- "*" means this data is the worst emission level;
"!" means this data is over limit.
- Emission Level=Reading Level + Correct Factor(Correct Factor=Ant Factor+ Cable Loss- Pre Amp).
- Margin= Emission Level- Limit.

Model No	LVSKIHP	Site	CB7
Test Voltage	AC 120 V / 60 Hz	Test Date	2020/7/4
Test Mode	Mode 1: Transmit	Engineer	Nova
Polarity	Horizontal	Temperature (°C)	29.0
Test Condition	RF-TX_BPSK_50M_mimo_0	Humidity (%RH)	61.0
Note	n261;Beam ID 19+147;10RB11;Mid		

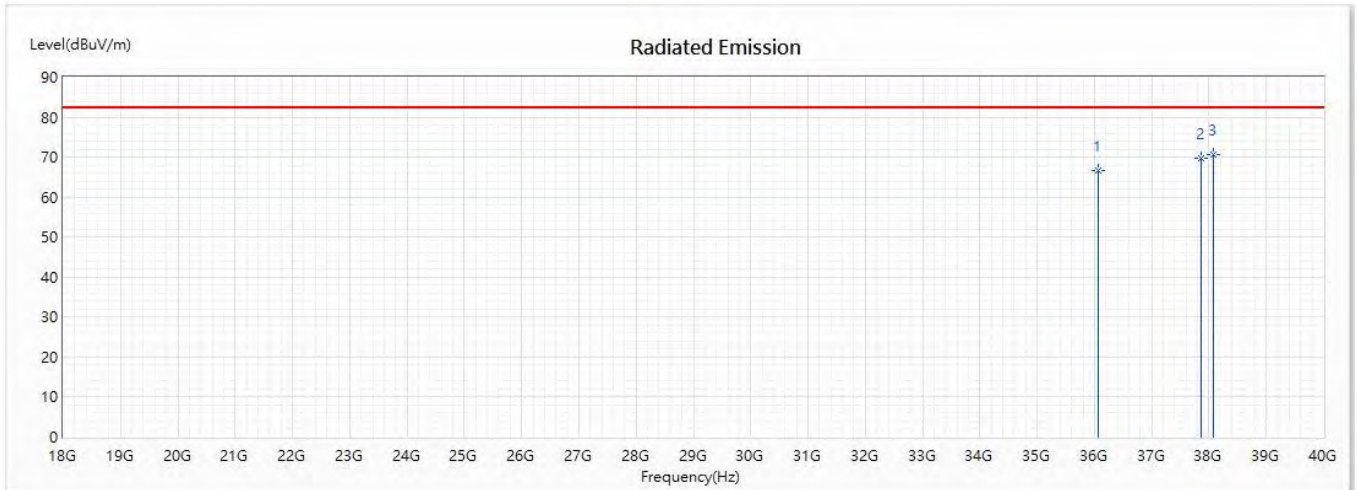


No	Frequency (MHz)	Emission Level (dBuV/m)	Limit (dBuV/m)	Margin (dB)	Reading Level (dBuV)	Correct Factor (dB/m)	Detector Type
1	36071.14	66.13	82.20	-16.07	57.82	8.31	PK
* 2	37868.09	70.22	82.20	-11.98	60.41	9.81	PK
3	38080.03	69.68	82.20	-12.52	59.36	10.32	PK

Remark:

- "*" means this data is the worst emission level;
"!" means this data is over limit.
- Emission Level=Reading Level + Correct Factor(Correct Factor=Ant Factor+ Cable Loss- Pre Amp).
- Margin= Emission Level- Limit.

Model No	LVSKIHP	Site	CB7
Test Voltage	AC 120 V / 60 Hz	Test Date	2020/7/4
Test Mode	Mode 1: Transmit	Engineer	Nova
Polarity	Vertical	Temperature (°C)	29.0
Test Condition	RF-TX_BPSK_50M_mimo_0	Humidity (%RH)	61.0
Note	n261;Beam ID 19+147;10RB11;Mid		

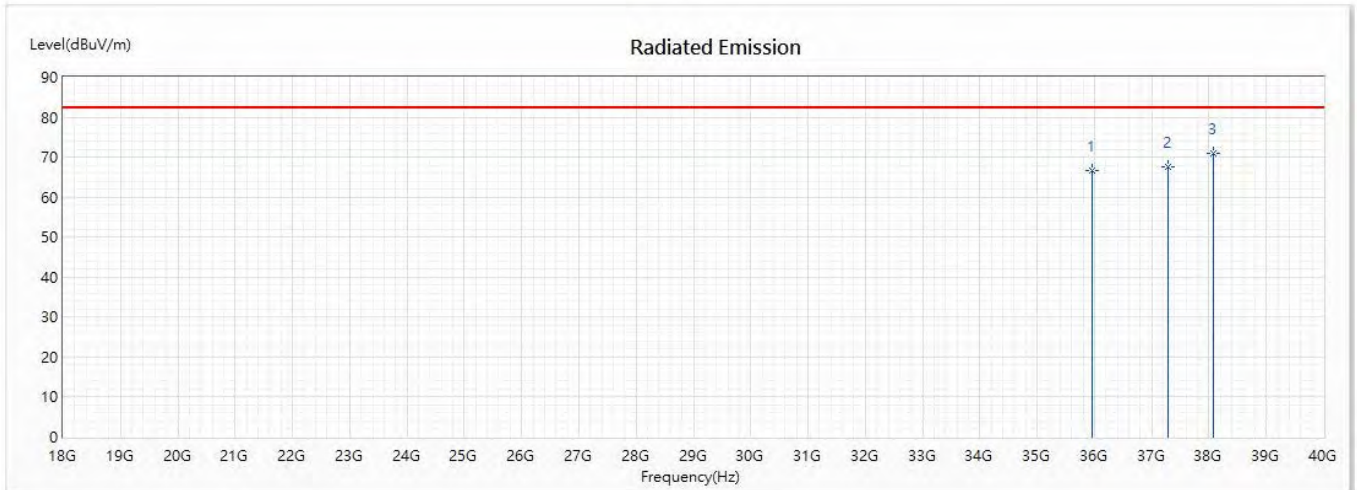


No	Frequency (MHz)	Emission Level (dBuV/m)	Limit (dBuV/m)	Margin (dB)	Reading Level (dBuV)	Correct Factor (dB/m)	Detector Type
1	36070.82	66.74	82.20	-15.46	58.43	8.31	PK
2	37867.06	69.59	82.20	-12.61	59.78	9.81	PK
* 3	38082.41	70.79	82.20	-11.41	60.47	10.32	PK

Remark:

- "*" means this data is the worst emission level;
"!" means this data is over limit.
- Emission Level=Reading Level + Correct Factor(Correct Factor=Ant Factor+ Cable Loss- Pre Amp).
- Margin= Emission Level- Limit.

Model No	LVSKIHP	Site	CB7
Test Voltage	AC 120 V / 60 Hz	Test Date	2020/7/4
Test Mode	Mode 1: Transmit	Engineer	Nova
Polarity	Horizontal	Temperature (°C)	29.0
Test Condition	RF-TX_BPSK_50M_mimo_0	Humidity (%RH)	61.0
Note	n261;Beam ID 19+147;10RB11;High		

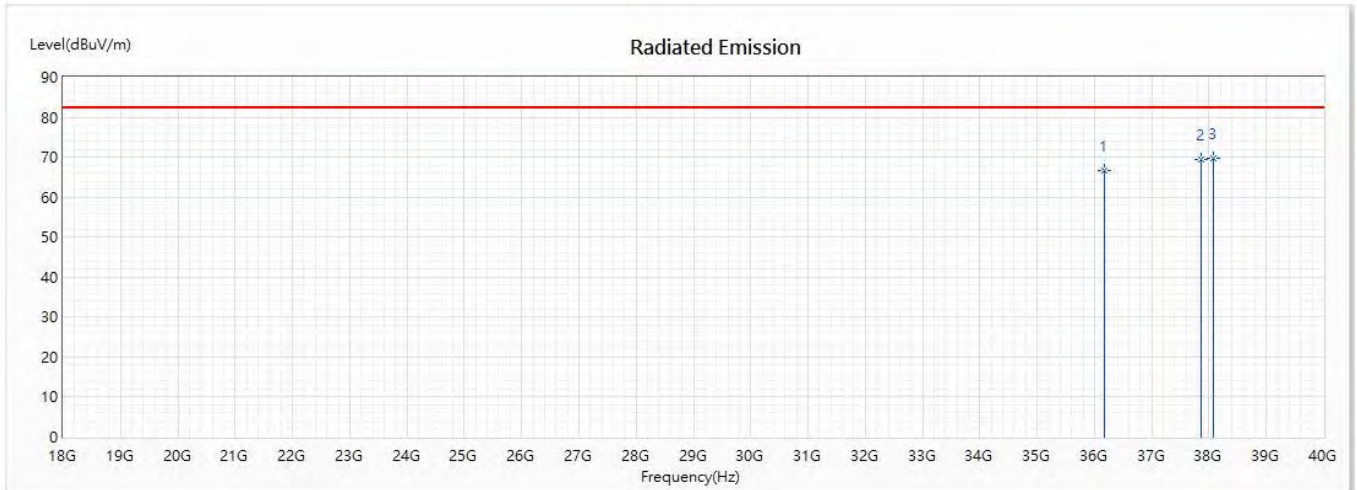


No	Frequency (MHz)	Emission Level (dBuV/m)	Limit (dBuV/m)	Margin (dB)	Reading Level (dBuV)	Correct Factor (dB/m)	Detector Type
1	35955.23	66.56	82.20	-15.64	58.23	8.33	PK
2	37291.06	67.65	82.20	-14.55	58.78	8.87	PK
* 3	38081.16	70.82	82.20	-11.38	60.50	10.32	PK

Remark:

- "*" means this data is the worst emission level;
"!" means this data is over limit.
- Emission Level=Reading Level + Correct Factor(Correct Factor=Ant Factor+ Cable Loss- Pre Amp).
- Margin= Emission Level- Limit.

Model No	LVSKIHP	Site	CB7
Test Voltage	AC 120 V / 60 Hz	Test Date	2020/7/4
Test Mode	Mode 1: Transmit	Engineer	Nova
Polarity	Vertical	Temperature (°C)	29.0
Test Condition	RF-TX_BPSK_50M_mimo_0	Humidity (%RH)	61.0
Note	n261;Beam ID 19+147;10RB11;High		



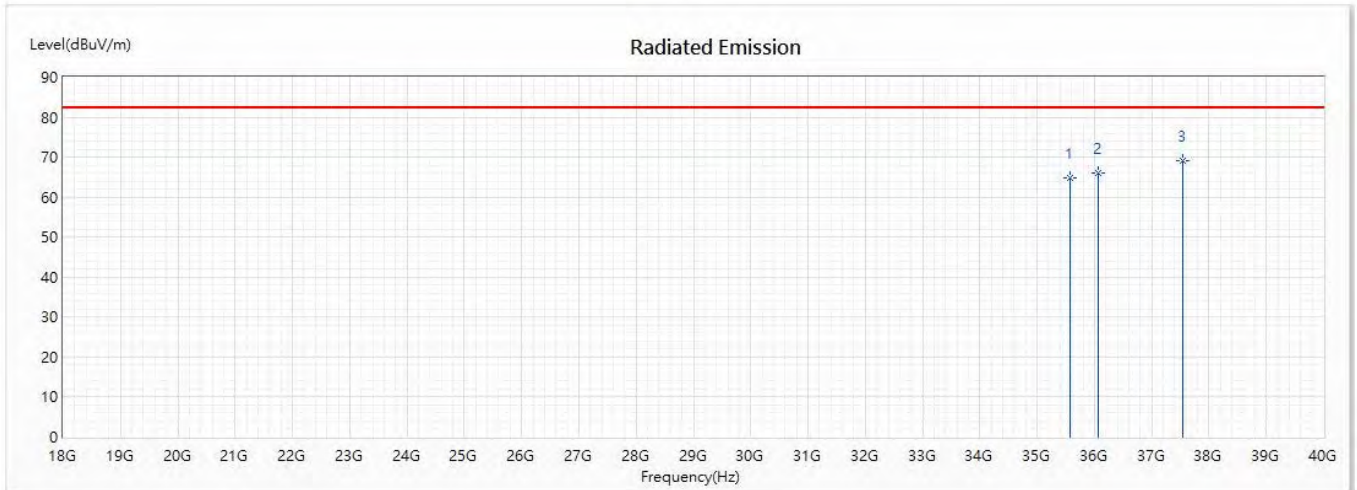
No	Frequency (MHz)	Emission Level (dBuV/m)	Limit (dBuV/m)	Margin (dB)	Reading Level (dBuV)	Correct Factor (dB/m)	Detector Type
1	36171.45	66.59	82.20	-15.61	58.37	8.22	PK
2	37867.41	69.54	82.20	-12.66	59.73	9.81	PK
* 3	38081.04	69.64	82.20	-12.56	59.32	10.32	PK

Remark:

- "*" means this data is the worst emission level;
"!" means this data is over limit.
- Emission Level=Reading Level + Correct Factor(Correct Factor=Ant Factor+ Cable Loss- Pre Amp).
- Margin= Emission Level- Limit.

n261:1CC-BW100MHz-RSE 18GHz to 40GHz

Model No	LVSKIHP	Site	CB7
Test Voltage	AC 120 V / 60 Hz	Test Date	2020/7/4
Test Mode	Mode 1: Transmit	Engineer	Paul
Polarity	Horizontal	Temperature (°C)	29.0
Test Condition	RF-TX_BPSK_100M_0	Humidity (%RH)	61.0
Note	n261;Beam ID 147;20RB22; Low		

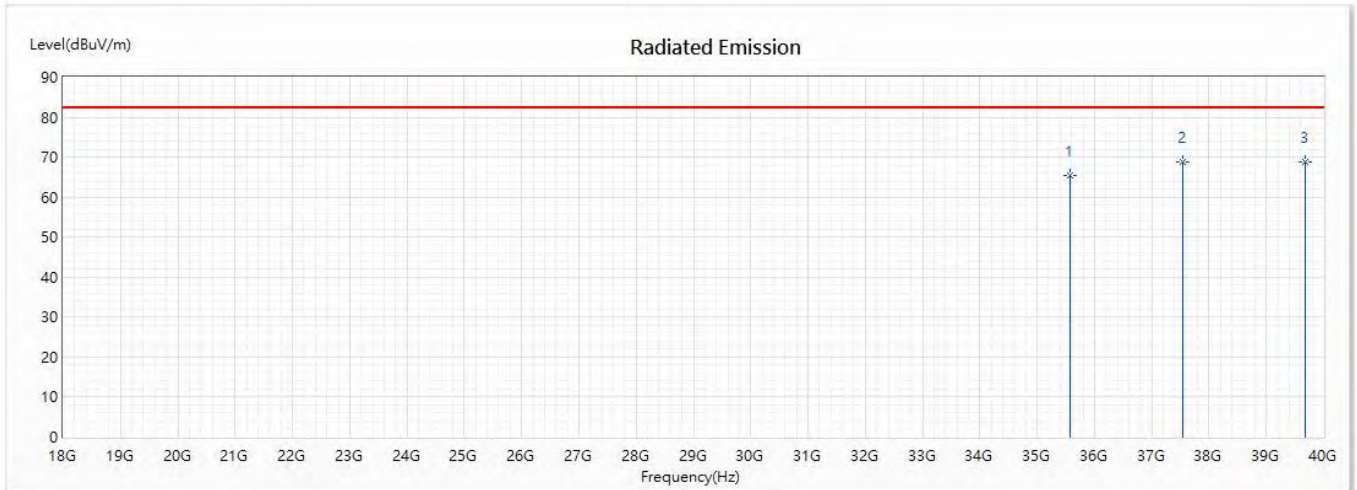


No	Frequency (MHz)	Emission Level (dBuV/m)	Limit (dBuV/m)	Margin (dB)	Reading Level (dBuV)	Correct Factor (dB/m)	Detector Type
1	35570.19	64.77	82.20	-17.43	56.85	7.92	PK
2	36071.27	66.19	82.20	-16.01	57.88	8.31	PK
* 3	37534.75	69.13	82.20	-13.07	59.72	9.41	PK

Remark:

- "*" means this data is the worst emission level;
"!" means this data is over limit.
- Emission Level=Reading Level + Correct Factor(Correct Factor=Ant Factor+ Cable Loss- Pre Amp).
- Margin= Emission Level- Limit.

Model No	LVSKIHP	Site	CB7
Test Voltage	AC 120 V / 60 Hz	Test Date	2020/7/4
Test Mode	Mode 1: Transmit	Engineer	Nova
Polarity	Vertical	Temperature (°C)	29.0
Test Condition	RF-TX_BPSK_100M_0	Humidity (%RH)	61.0
Note	n261;Beam ID 147;20RB22; Low		

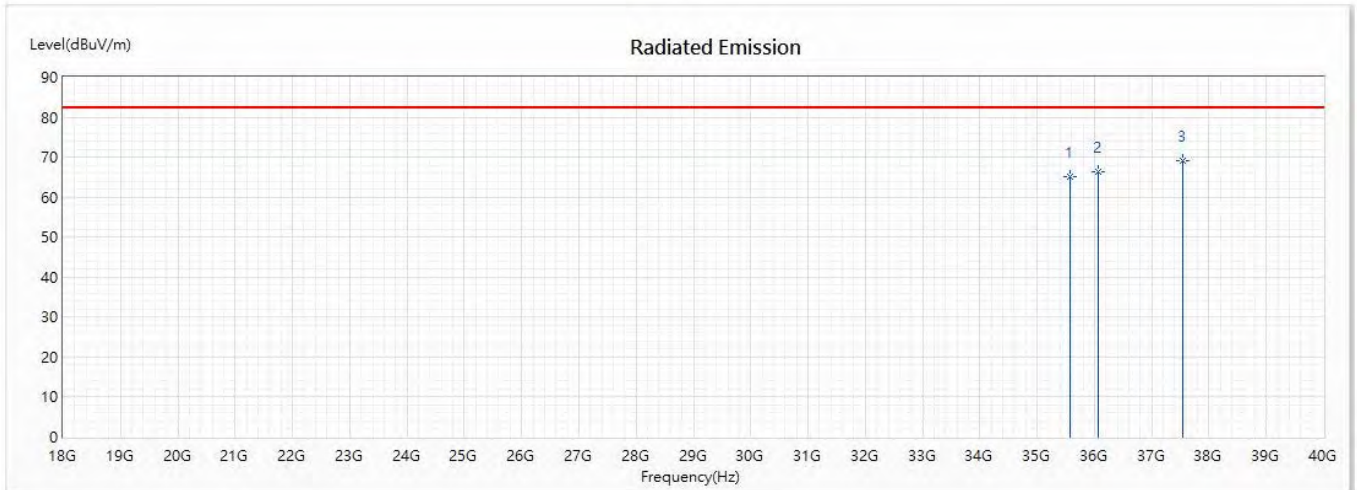


No	Frequency (MHz)	Emission Level (dBuV/m)	Limit (dBuV/m)	Margin (dB)	Reading Level (dBuV)	Correct Factor (dB/m)	Detector Type
1	35572.41	65.31	82.20	-16.89	57.39	7.92	PK
2	37532.64	68.74	82.20	-13.46	59.33	9.41	PK
* 3	39684.33	68.88	82.20	-13.32	53.38	15.50	PK

Remark:

- "*" means this data is the worst emission level;
"!" means this data is over limit.
- Emission Level=Reading Level + Correct Factor(Correct Factor=Ant Factor+ Cable Loss- Pre Amp).
- Margin= Emission Level- Limit.

Model No	LVSKIHP	Site	CB7
Test Voltage	AC 120 V / 60 Hz	Test Date	2020/7/4
Test Mode	Mode 1: Transmit	Engineer	Paul
Polarity	Horizontal	Temperature (°C)	29.0
Test Condition	RF-TX_BPSK_100M_0	Humidity (%RH)	61.0
Note	n261;Beam ID 147;20RB22;Mid		

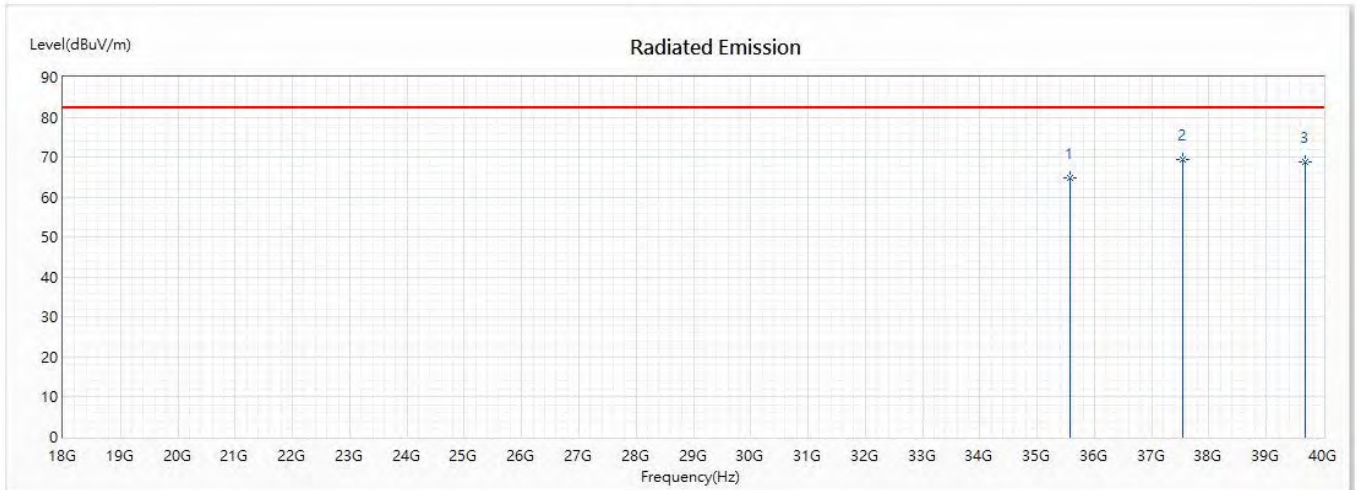


No	Frequency (MHz)	Emission Level (dBuV/m)	Limit (dBuV/m)	Margin (dB)	Reading Level (dBuV)	Correct Factor (dB/m)	Detector Type
1	35570.27	65.03	82.20	-17.17	57.11	7.92	PK
2	36074.52	66.27	82.20	-15.93	57.96	8.31	PK
* 3	37535.54	69.02	82.20	-13.18	59.60	9.42	PK

Remark:

- "*" means this data is the worst emission level;
"!" means this data is over limit.
- Emission Level=Reading Level + Correct Factor(Correct Factor=Ant Factor+ Cable Loss- Pre Amp).
- Margin= Emission Level- Limit.

Model No	LVSKIHP	Site	CB7
Test Voltage	AC 120 V / 60 Hz	Test Date	2020/7/4
Test Mode	Mode 1: Transmit	Engineer	Paul
Polarity	Vertical	Temperature (°C)	29.0
Test Condition	RF-TX_BPSK_100M_0	Humidity (%RH)	61.0
Note	n261;Beam ID 147;20RB22;Mid		

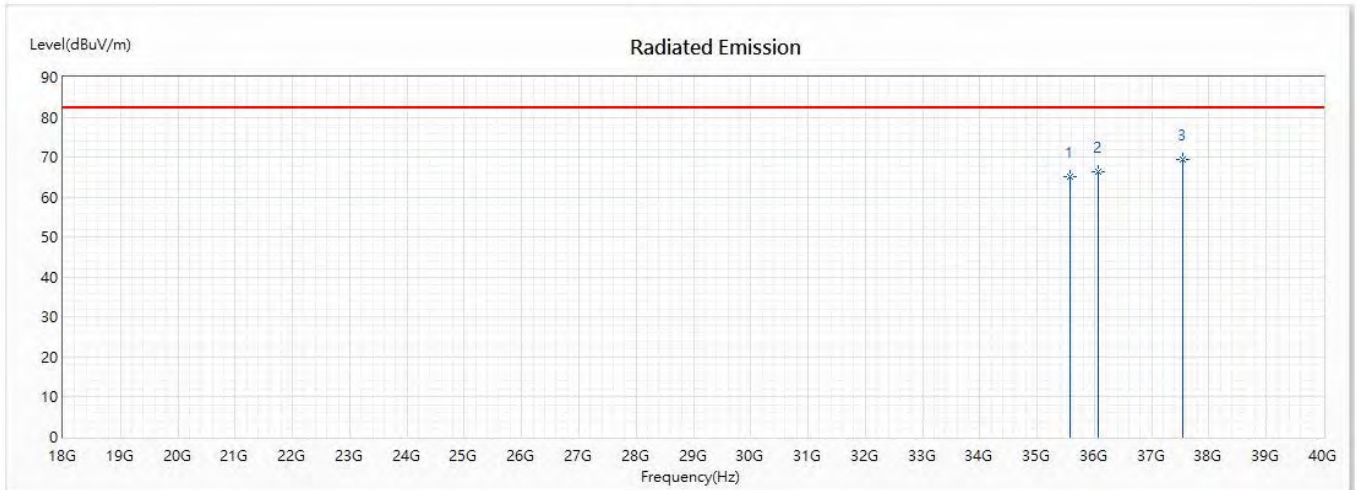


No	Frequency (MHz)	Emission Level (dBuV/m)	Limit (dBuV/m)	Margin (dB)	Reading Level (dBuV)	Correct Factor (dB/m)	Detector Type
1	35575.41	64.88	82.20	-17.32	56.95	7.93	PK
* 2	37534.17	69.35	82.20	-12.85	59.94	9.41	PK
3	39682.46	68.78	82.20	-13.42	53.28	15.50	PK

Remark:

- "*" means this data is the worst emission level;
"!" means this data is over limit.
- Emission Level=Reading Level + Correct Factor(Correct Factor=Ant Factor+ Cable Loss- Pre Amp).
- Margin= Emission Level- Limit.

Model No	LVSKIHP	Site	CB7
Test Voltage	AC 120 V / 60 Hz	Test Date	2020/7/4
Test Mode	Mode 1: Transmit	Engineer	Paul
Polarity	Horizontal	Temperature (°C)	29.0
Test Condition	RF-TX_BPSK_100M_0	Humidity (%RH)	61.0
Note	n261;Beam ID 147;20RB22;High		

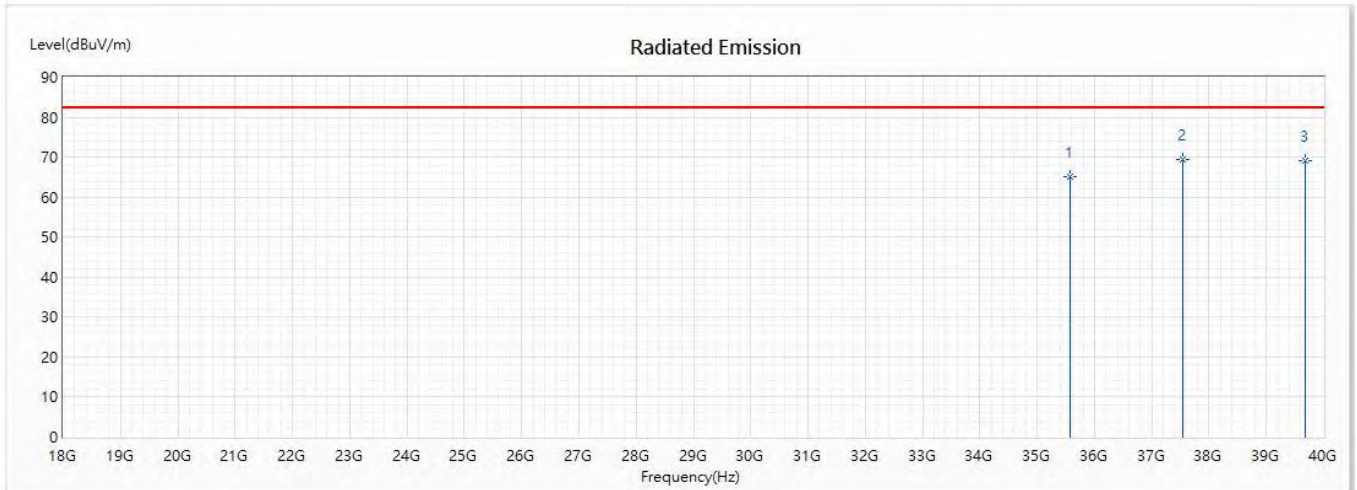


No	Frequency (MHz)	Emission Level (dBuV/m)	Limit (dBuV/m)	Margin (dB)	Reading Level (dBuV)	Correct Factor (dB/m)	Detector Type
1	35572.57	65.12	82.20	-17.08	57.20	7.92	PK
2	36073.65	66.32	82.20	-15.88	58.01	8.31	PK
* 3	37536.87	69.55	82.20	-12.65	60.13	9.42	PK

Remark:

- "*" means this data is the worst emission level;
"!" means this data is over limit.
- Emission Level=Reading Level + Correct Factor(Correct Factor=Ant Factor+ Cable Loss- Pre Amp).
- Margin= Emission Level- Limit.

Model No	LVSKIHP	Site	CB7
Test Voltage	AC 120 V / 60 Hz	Test Date	2020/7/4
Test Mode	Mode 1: Transmit	Engineer	Paul
Polarity	Vertical	Temperature (°C)	29.0
Test Condition	RF-TX_BPSK_100M_0	Humidity (%RH)	61.0
Note	n261;Beam ID 147;20RB22;High		

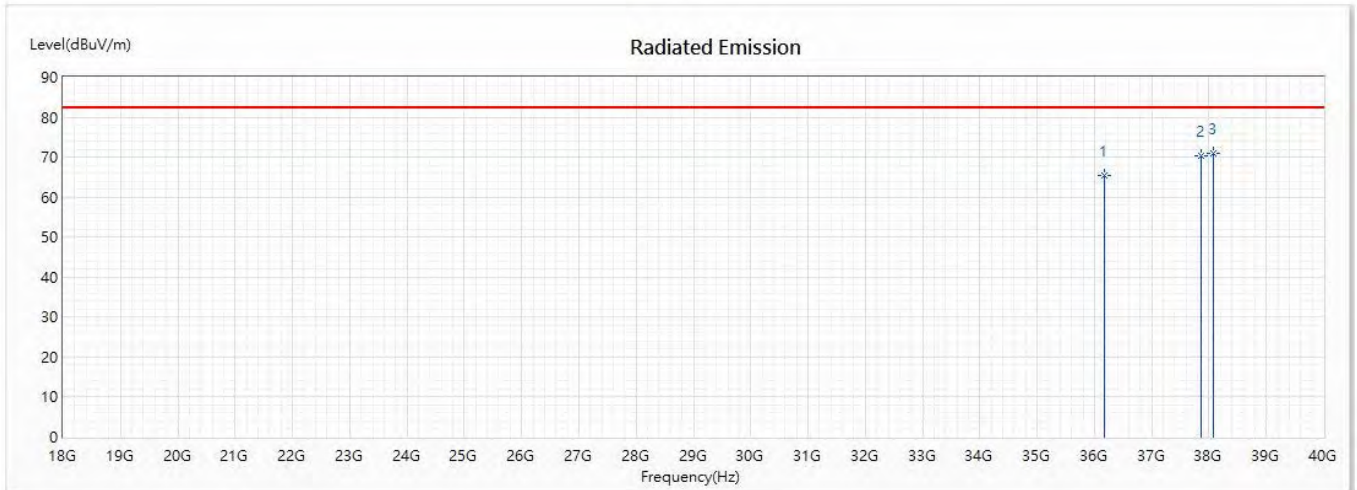


No	Frequency (MHz)	Emission Level (dBuV/m)	Limit (dBuV/m)	Margin (dB)	Reading Level (dBuV)	Correct Factor (dB/m)	Detector Type
1	35576.62	65.07	82.20	-17.13	57.14	7.93	PK
* 2	37533.29	69.52	82.20	-12.68	60.11	9.41	PK
3	39685.19	69.11	82.20	-13.09	53.60	15.51	PK

Remark:

- "*" means this data is the worst emission level;
"!" means this data is over limit.
- Emission Level=Reading Level + Correct Factor(Correct Factor=Ant Factor+ Cable Loss- Pre Amp).
- Margin= Emission Level- Limit.

Model No	LVSKIHP	Site	CB7
Test Voltage	AC 120 V / 60 Hz	Test Date	2020/7/4
Test Mode	Mode 1: Transmit	Engineer	Nova
Polarity	Horizontal	Temperature (°C)	29.0
Test Condition	RF-TX_BPSK_100M_mimo_0	Humidity (%RH)	61.0
Note	n261;Beam ID 19+147;20RB22; Low		

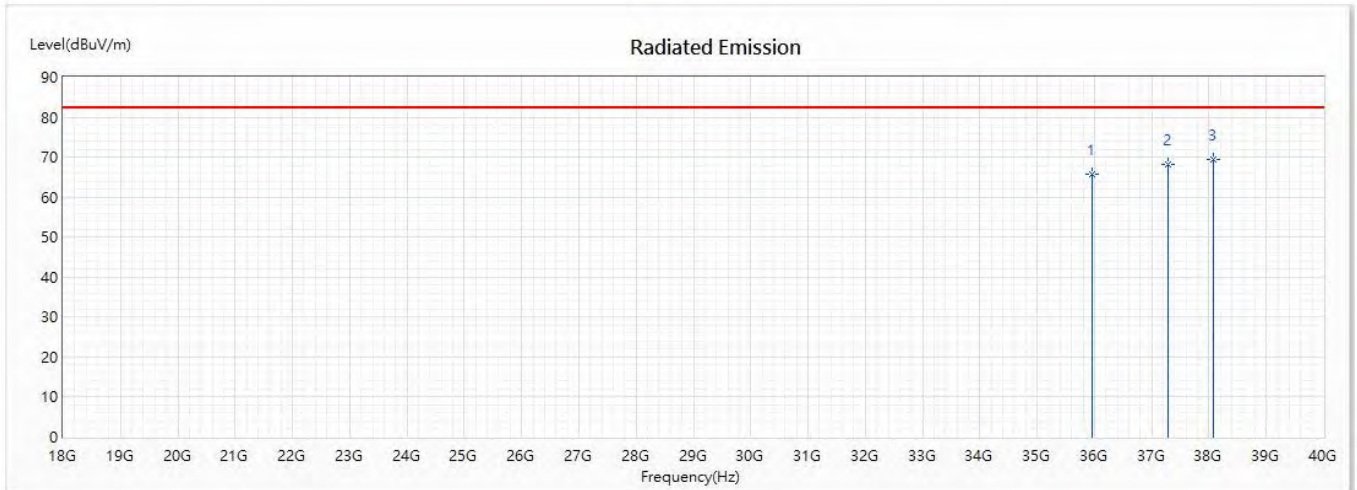


No	Frequency (MHz)	Emission Level (dBuV/m)	Limit (dBuV/m)	Margin (dB)	Reading Level (dBuV)	Correct Factor (dB/m)	Detector Type
1	36173.56	65.32	82.20	-16.88	57.10	8.22	PK
2	37868.11	70.22	82.20	-11.98	60.41	9.81	PK
* 3	38082.14	70.84	82.20	-11.36	60.52	10.32	PK

Remark:

- "*" means this data is the worst emission level;
"!" means this data is over limit.
- Emission Level=Reading Level + Correct Factor(Correct Factor=Ant Factor+ Cable Loss- Pre Amp).
- Margin= Emission Level- Limit.

Model No	LVSKIHP	Site	CB7
Test Voltage	AC 120 V / 60 Hz	Test Date	2020/7/4
Test Mode	Mode 1: Transmit	Engineer	Nova
Polarity	Vertical	Temperature (°C)	29.0
Test Condition	RF-TX_BPSK_100M_mimo_0	Humidity (%RH)	61.0
Note	n261;Beam ID 19+147;20RB22; Low		

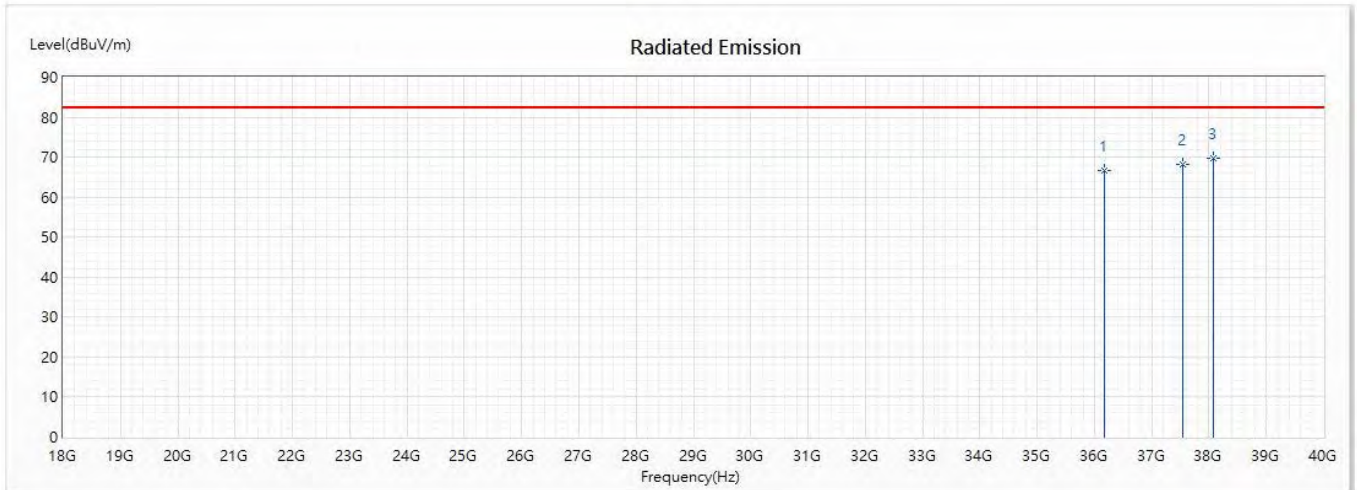


No	Frequency (MHz)	Emission Level (dBuV/m)	Limit (dBuV/m)	Margin (dB)	Reading Level (dBuV)	Correct Factor (dB/m)	Detector Type
1	35954.41	65.72	82.20	-16.48	57.39	8.33	PK
2	37294.08	68.22	82.20	-13.98	59.34	8.88	PK
* 3	38082.23	69.55	82.20	-12.65	59.23	10.32	PK

Remark:

- "*" means this data is the worst emission level;
"!" means this data is over limit.
- Emission Level=Reading Level + Correct Factor(Correct Factor=Ant Factor+ Cable Loss- Pre Amp).
- Margin= Emission Level- Limit.

Model No	LVSKIHP	Site	CB7
Test Voltage	AC 120 V / 60 Hz	Test Date	2020/7/4
Test Mode	Mode 1: Transmit	Engineer	Nova
Polarity	Horizontal	Temperature (°C)	29.0
Test Condition	RF-TX_BPSK_100M_mimo_0	Humidity (%RH)	61.0
Note	n261;Beam ID 19+147;20RB22;Mid		

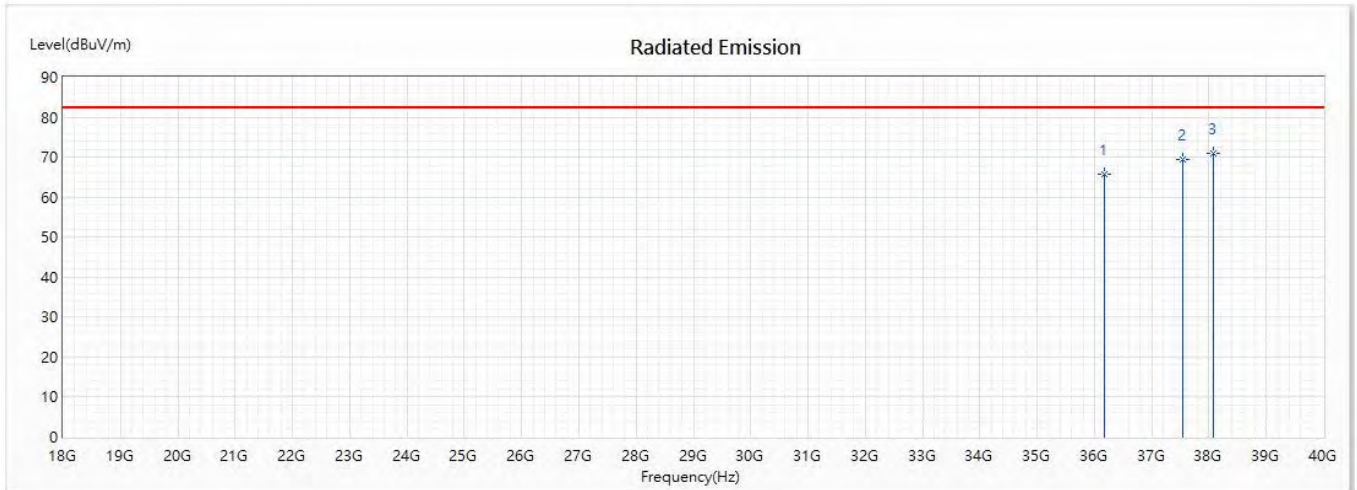


No	Frequency (MHz)	Emission Level (dBuV/m)	Limit (dBuV/m)	Margin (dB)	Reading Level (dBuV)	Correct Factor (dB/m)	Detector Type
1	36171.12	66.62	82.20	-15.58	58.40	8.22	PK
2	37532.13	68.26	82.20	-13.94	58.85	9.41	PK
* 3	38082.13	69.85	82.20	-12.35	59.53	10.32	PK

Remark:

- "*" means this data is the worst emission level;
"!" means this data is over limit.
- Emission Level=Reading Level + Correct Factor(Correct Factor=Ant Factor+ Cable Loss- Pre Amp).
- Margin= Emission Level- Limit.

Model No	LVSKIHP	Site	CB7
Test Voltage	AC 120 V / 60 Hz	Test Date	2020/7/4
Test Mode	Mode 1: Transmit	Engineer	Nova
Polarity	Vertical	Temperature (°C)	29.0
Test Condition	RF-TX_BPSK_100M_mimo_0	Humidity (%RH)	61.0
Note	n261;Beam ID 19+147;20RB22;Mid		

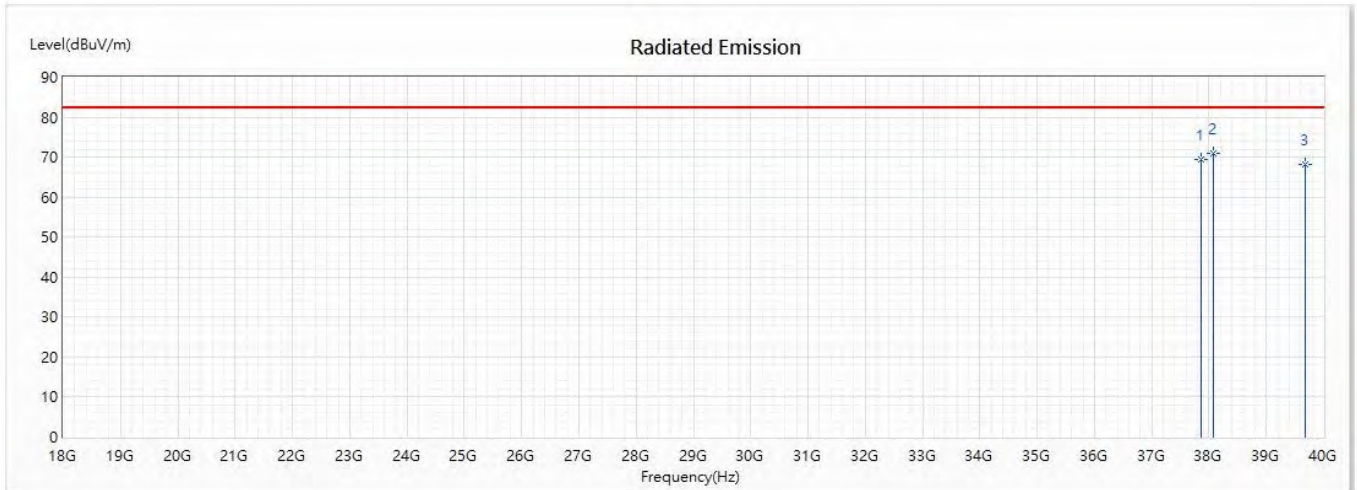


No	Frequency (MHz)	Emission Level (dBuV/m)	Limit (dBuV/m)	Margin (dB)	Reading Level (dBuV)	Correct Factor (dB/m)	Detector Type
1	36173.41	65.74	82.20	-16.46	57.52	8.22	PK
2	37533.28	69.55	82.20	-12.65	60.14	9.41	PK
* 3	38083.41	70.88	82.20	-11.32	60.54	10.34	PK

Remark:

- "*" means this data is the worst emission level;
"!" means this data is over limit.
- Emission Level=Reading Level + Correct Factor(Correct Factor=Ant Factor+ Cable Loss- Pre Amp).
- Margin= Emission Level- Limit.

Model No	LVSKIHP	Site	CB7
Test Voltage	AC 120 V / 60 Hz	Test Date	2020/7/4
Test Mode	Mode 1: Transmit	Engineer	Nova
Polarity	Horizontal	Temperature (°C)	29.0
Test Condition	RF-TX_BPSK_100M_mimo_0	Humidity (%RH)	61.0
Note	n261;Beam ID 19+147;20RB22;High		

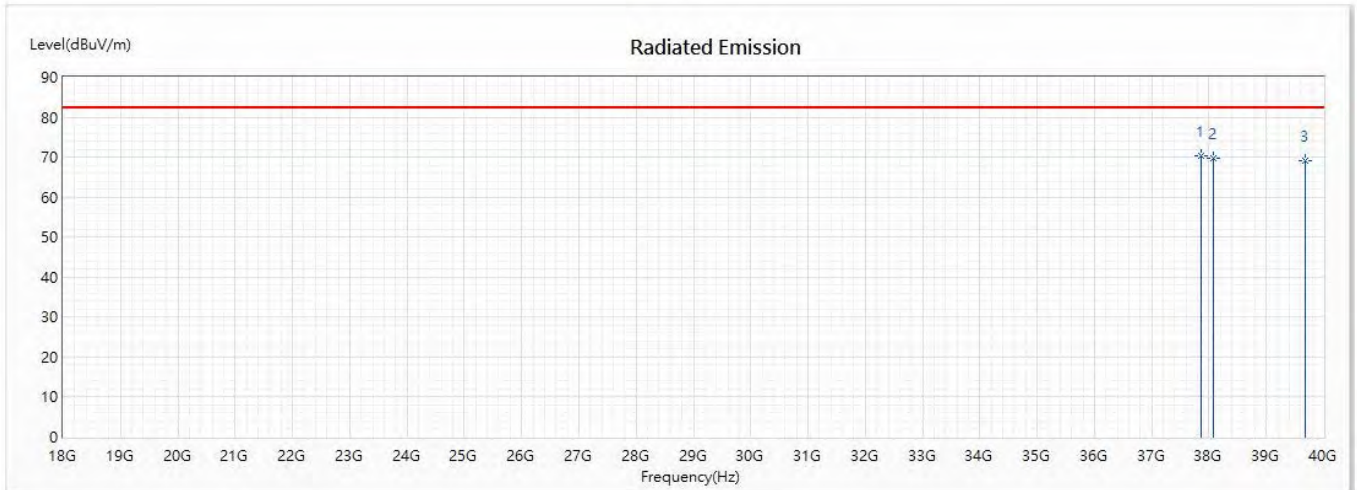


No	Frequency (MHz)	Emission Level (dBuV/m)	Limit (dBuV/m)	Margin (dB)	Reading Level (dBuV)	Correct Factor (dB/m)	Detector Type
1	37866.32	69.52	82.20	-12.68	59.71	9.81	PK
* 2	38082.23	70.92	82.20	-11.28	60.60	10.32	PK
3	39685.13	68.34	82.20	-13.86	52.83	15.51	PK

Remark:

- "*" means this data is the worst emission level;
"!" means this data is over limit.
- Emission Level=Reading Level + Correct Factor(Correct Factor=Ant Factor+ Cable Loss- Pre Amp).
- Margin= Emission Level- Limit.

Model No	LVSKIHP	Site	CB7
Test Voltage	AC 120 V / 60 Hz	Test Date	2020/7/4
Test Mode	Mode 1: Transmit	Engineer	Nova
Polarity	Vertical	Temperature (°C)	29.0
Test Condition	RF-TX_BPSK_100M_mimo_0	Humidity (%RH)	61.0
Note	n261;Beam ID 19+147;20RB22;High		



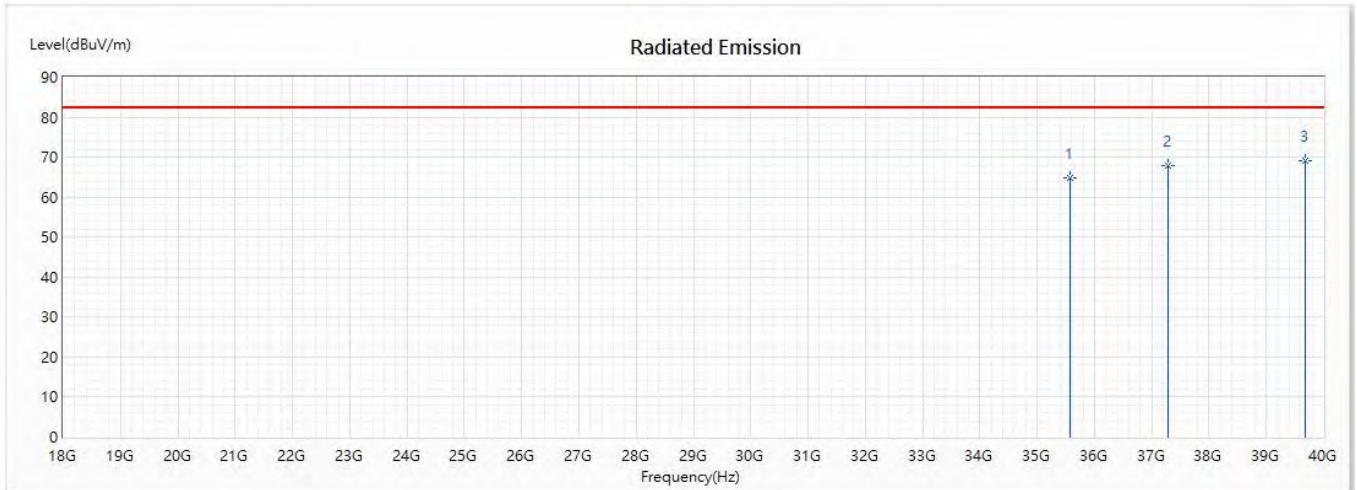
No	Frequency (MHz)	Emission Level (dBuV/m)	Limit (dBuV/m)	Margin (dB)	Reading Level (dBuV)	Correct Factor (dB/m)	Detector Type
* 1	37867.41	70.22	82.20	-11.98	60.41	9.81	PK
2	38083.46	69.72	82.20	-12.48	59.38	10.34	PK
3	39685.21	69.03	82.20	-13.17	53.52	15.51	PK

Remark:

- "*" means this data is the worst emission level;
"!" means this data is over limit.
- Emission Level=Reading Level + Correct Factor(Correct Factor=Ant Factor+ Cable Loss- Pre Amp).
- Margin= Emission Level- Limit.

n261:2CC-BW50MHz-RSE 18GHz to 40GHz

Model No	LVSKIHP	Site	CB7
Test Voltage	AC 120 V / 60 Hz	Test Date	2020/7/4
Test Mode	Mode 1: Transmit	Engineer	Paul
Polarity	Horizontal	Temperature (°C)	29.0
Test Condition	RF-TX_QPSK_50M_0	Humidity (%RH)	61.0
Note	n261;2CC; Beam ID 148;FullRB;Low		

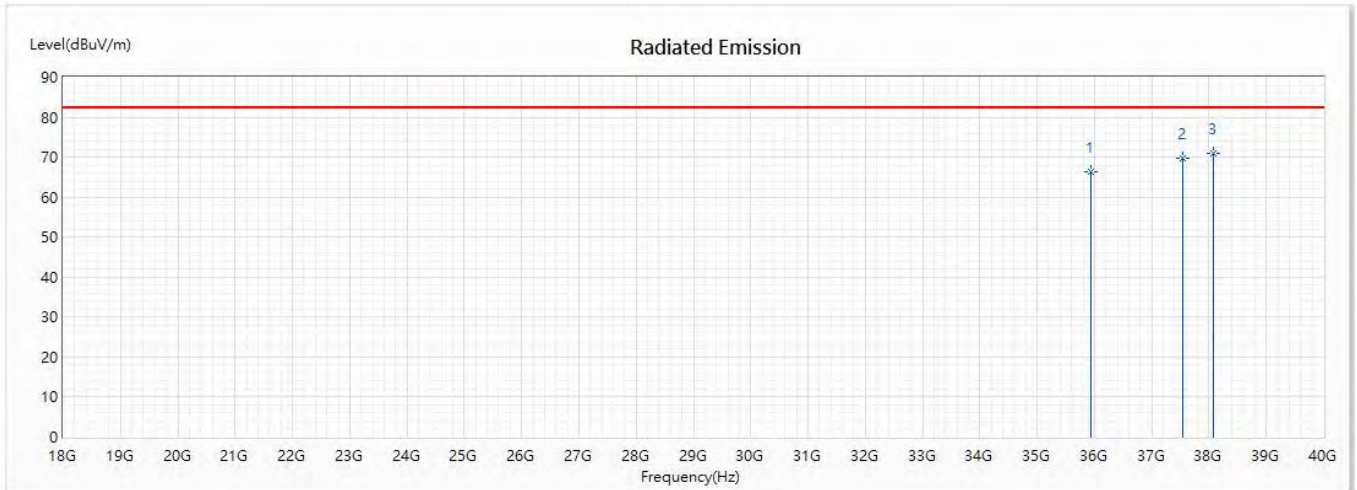


No	Frequency (MHz)	Emission Level (dBuV/m)	Limit (dBuV/m)	Margin (dB)	Reading Level (dBuV)	Correct Factor (dB/m)	Detector Type
1	35569.24	64.72	82.20	-17.48	56.79	7.93	PK
2	37295.41	67.99	82.20	-14.21	59.10	8.89	PK
* 3	39685.19	69.24	82.20	-12.96	53.73	15.51	PK

Remark:

- "*" means this data is the worst emission level;
"!" means this data is over limit.
- Emission Level=Reading Level + Correct Factor(Correct Factor=Ant Factor+ Cable Loss- Pre Amp).
- Margin= Emission Level- Limit.

Model No	LVSKIHP	Site	CB7
Test Voltage	AC 120 V / 60 Hz	Test Date	2020/7/4
Test Mode	Mode 1: Transmit	Engineer	Paul
Polarity	Vertical	Temperature (°C)	29.0
Test Condition	RF-TX_QPSK_50M_0	Humidity (%RH)	61.0
Note	n261;2CC; Beam ID 148;FullRB;Low		

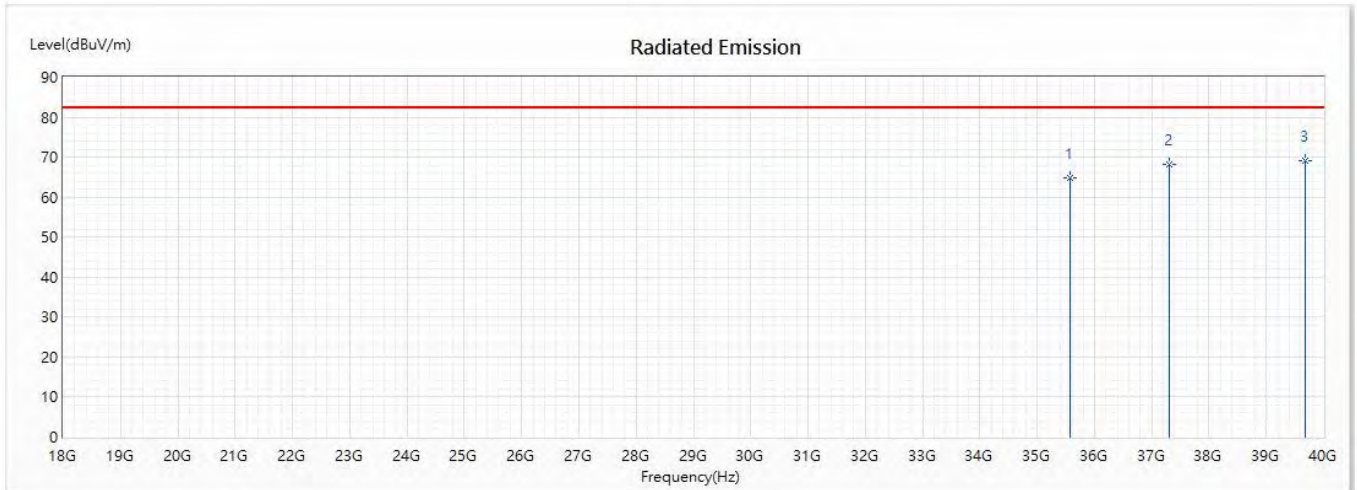


No	Frequency (MHz)	Emission Level (dBuV/m)	Limit (dBuV/m)	Margin (dB)	Reading Level (dBuV)	Correct Factor (dB/m)	Detector Type
1	35942.45	66.44	82.20	-15.76	58.13	8.31	PK
2	37533.24	69.69	82.20	-12.51	60.28	9.41	PK
* 3	38079.94	70.84	82.20	-11.36	60.52	10.32	PK

Remark:

- "*" means this data is the worst emission level;
"!" means this data is over limit.
- Emission Level=Reading Level + Correct Factor(Correct Factor=Ant Factor+ Cable Loss- Pre Amp).
- Margin= Emission Level- Limit.

Model No	LVSKIHP	Site	CB7
Test Voltage	AC 120 V / 60 Hz	Test Date	2020/7/4
Test Mode	Mode 1: Transmit	Engineer	Paul
Polarity	Horizontal	Temperature (°C)	29.0
Test Condition	RF-TX_QPSK_50M_0	Humidity (%RH)	61.0
Note	n261;2CC; Beam ID 148;FullRB;Mid		

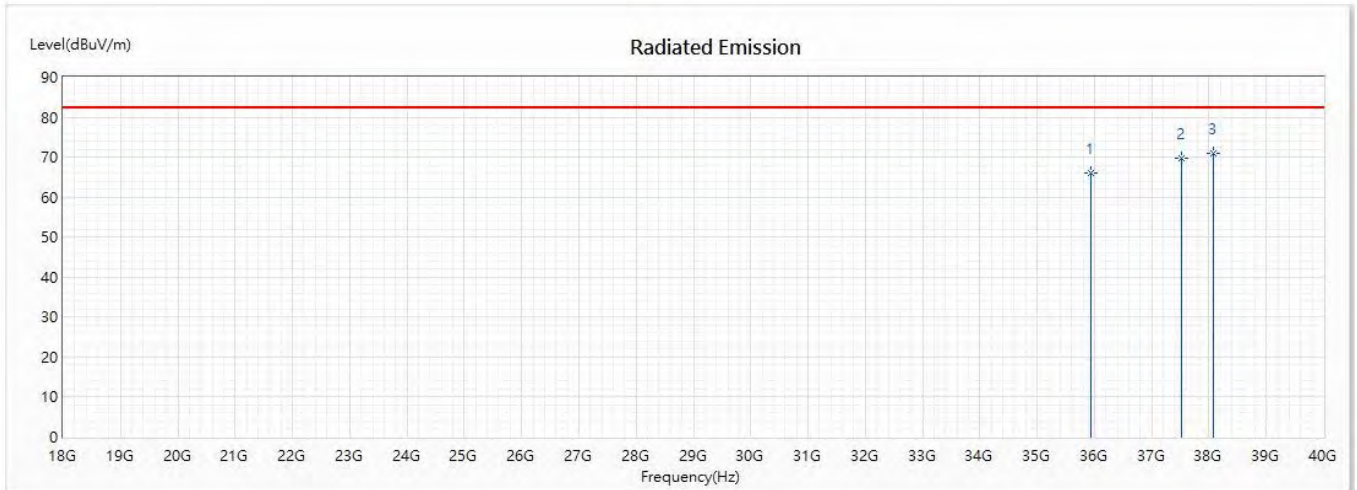


No	Frequency (MHz)	Emission Level (dBuV/m)	Limit (dBuV/m)	Margin (dB)	Reading Level (dBuV)	Correct Factor (dB/m)	Detector Type
1	35568.87	64.92	82.20	-17.28	56.99	7.93	PK
2	37297.41	68.21	82.20	-13.99	59.32	8.89	PK
* 3	39678.89	69.03	82.20	-13.17	53.54	15.49	PK

Remark:

- "*" means this data is the worst emission level;
"!" means this data is over limit.
- Emission Level=Reading Level + Correct Factor(Correct Factor=Ant Factor+ Cable Loss- Pre Amp).
- Margin= Emission Level- Limit.

Model No	LVSKIHP	Site	CB7
Test Voltage	AC 120 V / 60 Hz	Test Date	2020/7/4
Test Mode	Mode 1: Transmit	Engineer	Paul
Polarity	Vertical	Temperature (°C)	29.0
Test Condition	RF-TX_QPSK_50M_0	Humidity (%RH)	61.0
Note	n261;2CC; Beam ID 148;FullRB;Mid		

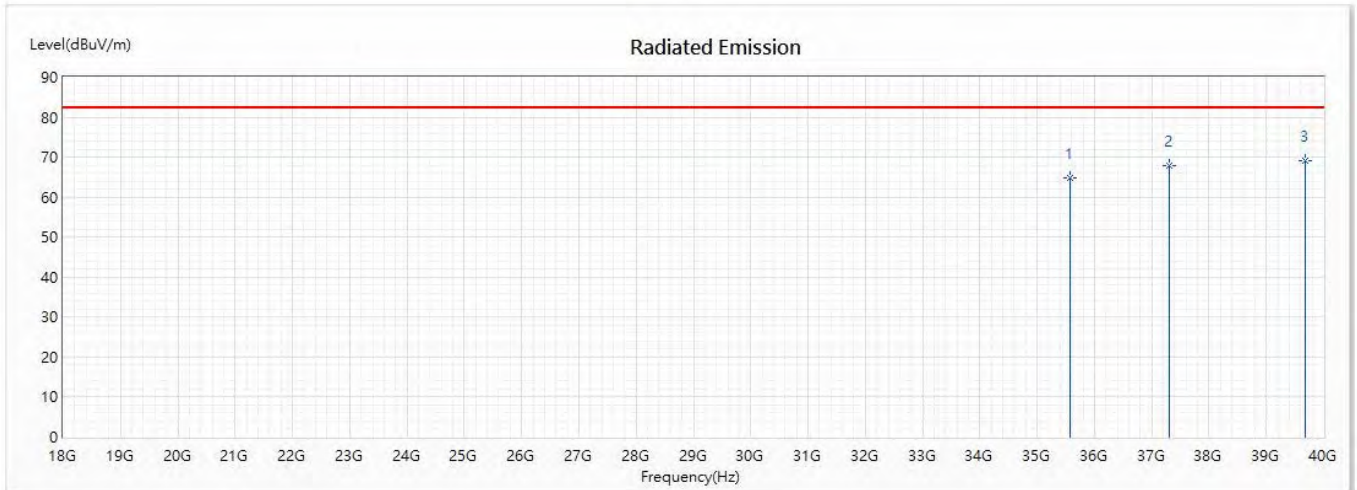


No	Frequency (MHz)	Emission Level (dBuV/m)	Limit (dBuV/m)	Margin (dB)	Reading Level (dBuV)	Correct Factor (dB/m)	Detector Type
1	35946.59	66.13	82.20	-16.07	57.81	8.32	PK
2	37530.41	69.71	82.20	-12.49	60.30	9.41	PK
* 3	38080.06	70.94	82.20	-11.26	60.62	10.32	PK

Remark:

- "*" means this data is the worst emission level;
"!" means this data is over limit.
- Emission Level=Reading Level + Correct Factor(Correct Factor=Ant Factor+ Cable Loss- Pre Amp).
- Margin= Emission Level- Limit.

Model No	LVSKIHP	Site	CB7
Test Voltage	AC 120 V / 60 Hz	Test Date	2020/7/4
Test Mode	Mode 1: Transmit	Engineer	Paul
Polarity	Horizontal	Temperature (°C)	29.0
Test Condition	RF-TX_QPSK_50M_0	Humidity (%RH)	61.0
Note	n261;2CC; Beam ID 148;FullRB;High		

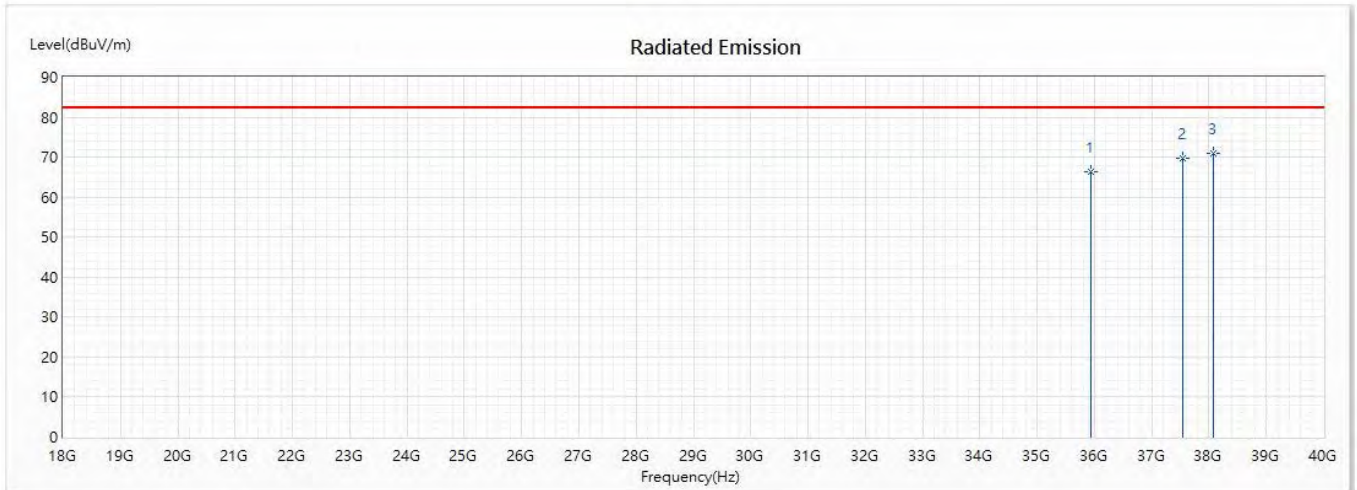


No	Frequency (MHz)	Emission Level (dBuV/m)	Limit (dBuV/m)	Margin (dB)	Reading Level (dBuV)	Correct Factor (dB/m)	Detector Type
1	35563.69	64.89	82.20	-17.31	56.97	7.92	PK
2	37296.98	68.03	82.20	-14.17	59.14	8.89	PK
* 3	39679.54	69.07	82.20	-13.13	53.58	15.49	PK

Remark:

1. "*" means this data is the worst emission level;
"!" means this data is over limit.
2. Emission Level=Reading Level + Correct Factor(Correct Factor=Ant Factor+ Cable Loss- Pre Amp).
3. Margin= Emission Level- Limit.

Model No	LVSKIHP	Site	CB7
Test Voltage	AC 120 V / 60 Hz	Test Date	2020/7/4
Test Mode	Mode 1: Transmit	Engineer	Paul
Polarity	Vertical	Temperature (°C)	29.0
Test Condition	RF-TX_QPSK_50M_0	Humidity (%RH)	61.0
Note	n261;2CC; Beam ID 148;FullRB;High		



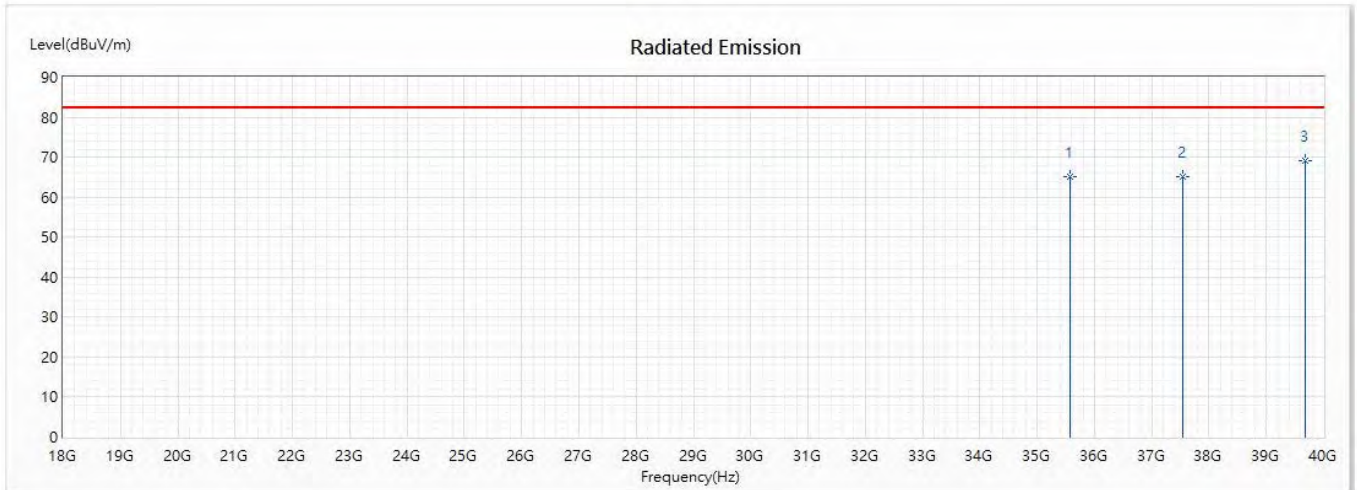
No	Frequency (MHz)	Emission Level (dBuV/m)	Limit (dBuV/m)	Margin (dB)	Reading Level (dBuV)	Correct Factor (dB/m)	Detector Type
1	35943.56	66.29	82.20	-15.91	57.98	8.31	PK
2	37531.27	69.75	82.20	-12.45	60.34	9.41	PK
* 3	38082.49	70.82	82.20	-11.38	60.50	10.32	PK

Remark:

- "*" means this data is the worst emission level;
"!" means this data is over limit.
- Emission Level=Reading Level + Correct Factor(Correct Factor=Ant Factor+ Cable Loss- Pre Amp).
- Margin= Emission Level- Limit.

n261:2CC-BW100MHz-RSE 18GHz to 40GHz

Model No	LVSKIHP	Site	CB7
Test Voltage	AC 120 V / 60 Hz	Test Date	2020/7/4
Test Mode	Mode 1: Transmit	Engineer	Paul
Polarity	Horizontal	Temperature (°C)	29.0
Test Condition	RF-TX_QPSK_100M_0	Humidity (%RH)	61.0
Note	n261;2CC; Beam ID 19;FullRB;Low		

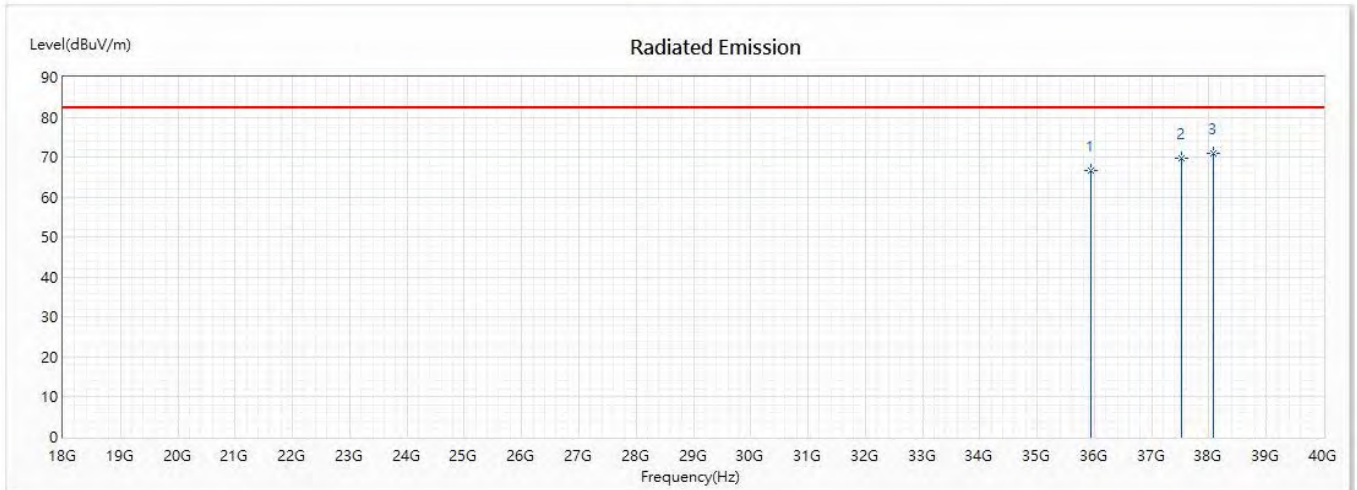


No	Frequency (MHz)	Emission Level (dBuV/m)	Limit (dBuV/m)	Margin (dB)	Reading Level (dBuV)	Correct Factor (dB/m)	Detector Type
1	35568.79	65.12	82.20	-17.08	57.19	7.93	PK
2	37533.68	65.12	82.20	-17.08	55.71	9.41	PK
* 3	39680.24	69.15	82.20	-13.05	53.66	15.49	PK

Remark:

1. "*" means this data is the worst emission level;
 "!" means this data is over limit.
2. Emission Level=Reading Level + Correct Factor(Correct Factor=Ant Factor+ Cable Loss- Pre Amp).
3. Margin= Emission Level- Limit.

Model No	LVSKIHP	Site	CB7
Test Voltage	AC 120 V / 60 Hz	Test Date	2020/7/4
Test Mode	Mode 1: Transmit	Engineer	Paul
Polarity	Vertical	Temperature (°C)	29.0
Test Condition	RF-TX_QPSK_100M_0	Humidity (%RH)	61.0
Note	n261;2CC; Beam ID 19;FullRB;Low		

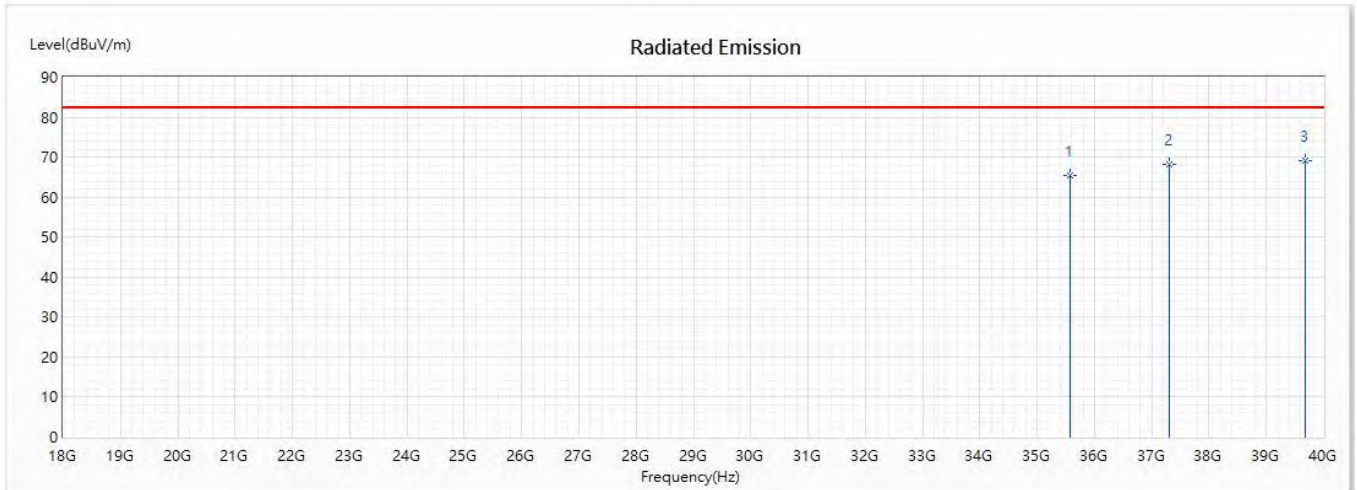


No	Frequency (MHz)	Emission Level (dBuV/m)	Limit (dBuV/m)	Margin (dB)	Reading Level (dBuV)	Correct Factor (dB/m)	Detector Type
1	35941.24	66.54	82.20	-15.66	58.23	8.31	PK
2	37530.35	69.88	82.20	-12.32	60.47	9.41	PK
* 3	38080.24	70.84	82.20	-11.36	60.52	10.32	PK

Remark:

- "*" means this data is the worst emission level;
"!" means this data is over limit.
- Emission Level=Reading Level + Correct Factor(Correct Factor=Ant Factor+ Cable Loss- Pre Amp).
- Margin= Emission Level- Limit.

Model No	LVSKIHP	Site	CB7
Test Voltage	AC 120 V / 60 Hz	Test Date	2020/7/4
Test Mode	Mode 1: Transmit	Engineer	Paul
Polarity	Horizontal	Temperature (°C)	29.0
Test Condition	RF-TX_QPSK_100M_0	Humidity (%RH)	61.0
Note	n261;2CC; Beam ID 19;FullRB;Mid		

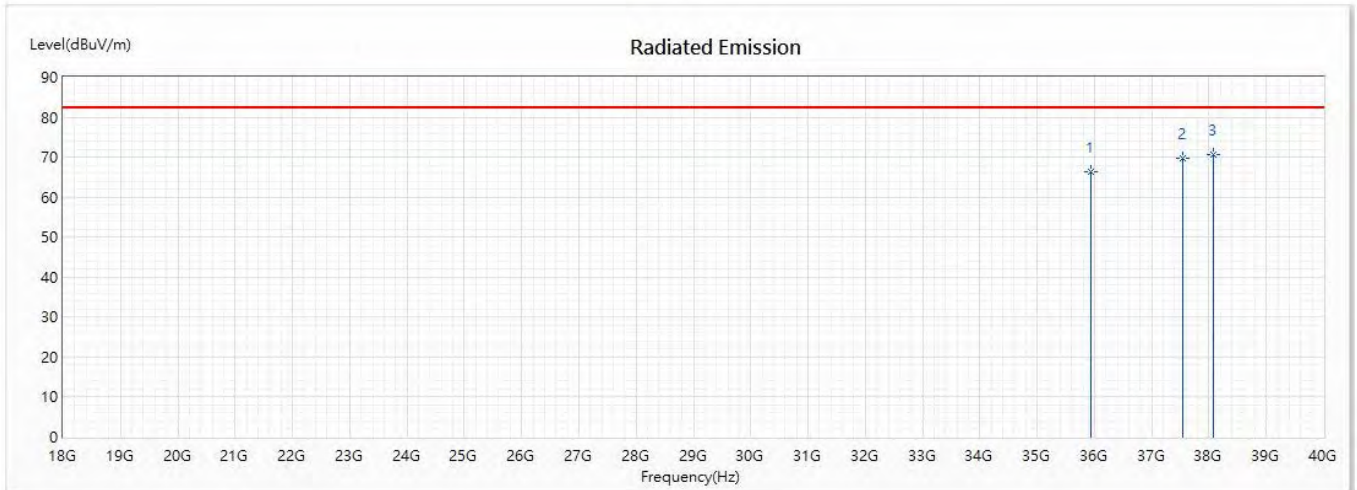


No	Frequency (MHz)	Emission Level (dBuV/m)	Limit (dBuV/m)	Margin (dB)	Reading Level (dBuV)	Correct Factor (dB/m)	Detector Type
1	35574.57	65.32	82.20	-16.88	57.40	7.92	PK
2	37295.87	68.22	82.20	-13.98	59.33	8.89	PK
* 3	39681.24	69.18	82.20	-13.02	53.68	15.50	PK

Remark:

- "*" means this data is the worst emission level;
"!" means this data is over limit.
- Emission Level=Reading Level + Correct Factor(Correct Factor=Ant Factor+ Cable Loss- Pre Amp).
- Margin= Emission Level- Limit.

Model No	LVSKIHP	Site	CB7
Test Voltage	AC 120 V / 60 Hz	Test Date	2020/7/4
Test Mode	Mode 1: Transmit	Engineer	Paul
Polarity	Vertical	Temperature (°C)	29.0
Test Condition	RF-TX_QPSK_100M_0	Humidity (%RH)	61.0
Note	n261;2CC; Beam ID 19;FullRB;Mid		

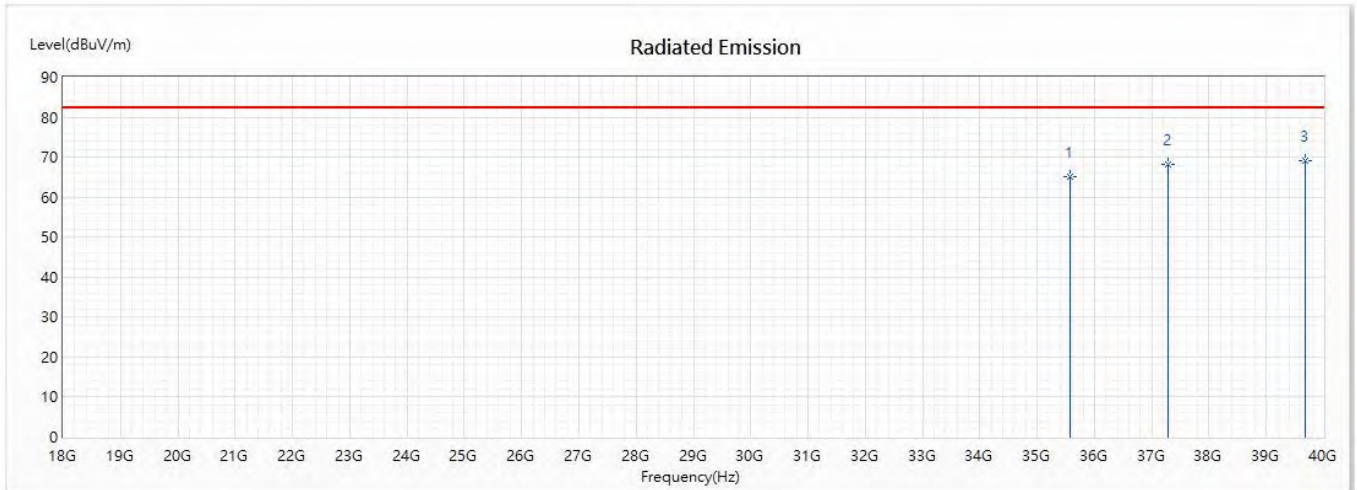


No	Frequency (MHz)	Emission Level (dBuV/m)	Limit (dBuV/m)	Margin (dB)	Reading Level (dBuV)	Correct Factor (dB/m)	Detector Type
1	35943.26	66.35	82.20	-15.85	58.04	8.31	PK
2	37533.52	69.74	82.20	-12.46	60.33	9.41	PK
* 3	38081.24	70.77	82.20	-11.43	60.45	10.32	PK

Remark:

- "*" means this data is the worst emission level;
"!" means this data is over limit.
- Emission Level=Reading Level + Correct Factor(Correct Factor=Ant Factor+ Cable Loss- Pre Amp).
- Margin= Emission Level- Limit.

Model No	LVSKIHP	Site	CB7
Test Voltage	AC 120 V / 60 Hz	Test Date	2020/7/4
Test Mode	Mode 1: Transmit	Engineer	Paul
Polarity	Horizontal	Temperature (°C)	29.0
Test Condition	RF-TX_QPSK_100M_0	Humidity (%RH)	61.0
Note	n261;2CC; Beam ID 19;FullRB;High		

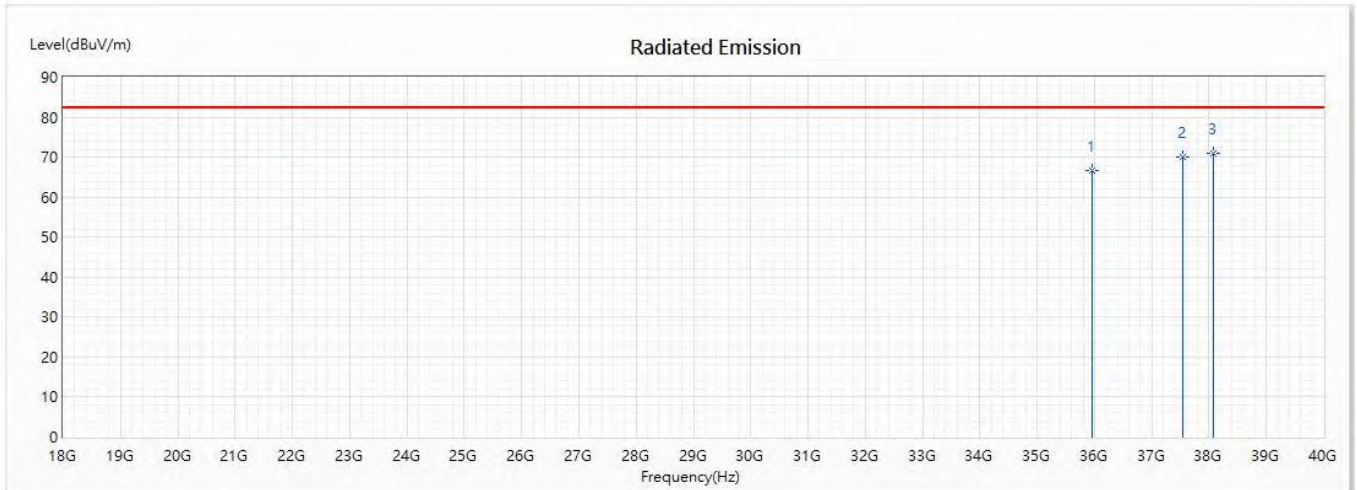


No	Frequency (MHz)	Emission Level (dBuV/m)	Limit (dBuV/m)	Margin (dB)	Reading Level (dBuV)	Correct Factor (dB/m)	Detector Type
1	35572.67	65.20	82.20	-17.00	57.28	7.92	PK
2	37294.19	68.31	82.20	-13.89	59.43	8.88	PK
* 3	39684.21	68.99	82.20	-13.21	53.49	15.50	PK

Remark:

- "*" means this data is the worst emission level;
"!" means this data is over limit.
- Emission Level=Reading Level + Correct Factor(Correct Factor=Ant Factor+ Cable Loss- Pre Amp).
- Margin= Emission Level- Limit.

Model No	LVSKIHP	Site	CB7
Test Voltage	AC 120 V / 60 Hz	Test Date	2020/7/4
Test Mode	Mode 1: Transmit	Engineer	Paul
Polarity	Vertical	Temperature (°C)	29.0
Test Condition	RF-TX_QPSK_100M_0	Humidity (%RH)	61.0
Note	n261;2CC; Beam ID 19;FullRB;High		



No	Frequency (MHz)	Emission Level (dBuV/m)	Limit (dBuV/m)	Margin (dB)	Reading Level (dBuV)	Correct Factor (dB/m)	Detector Type
1	35955.23	66.65	82.20	-15.55	58.32	8.33	PK
2	37532.39	69.89	82.20	-12.31	60.48	9.41	PK
* 3	38083.16	70.88	82.20	-11.32	60.55	10.33	PK

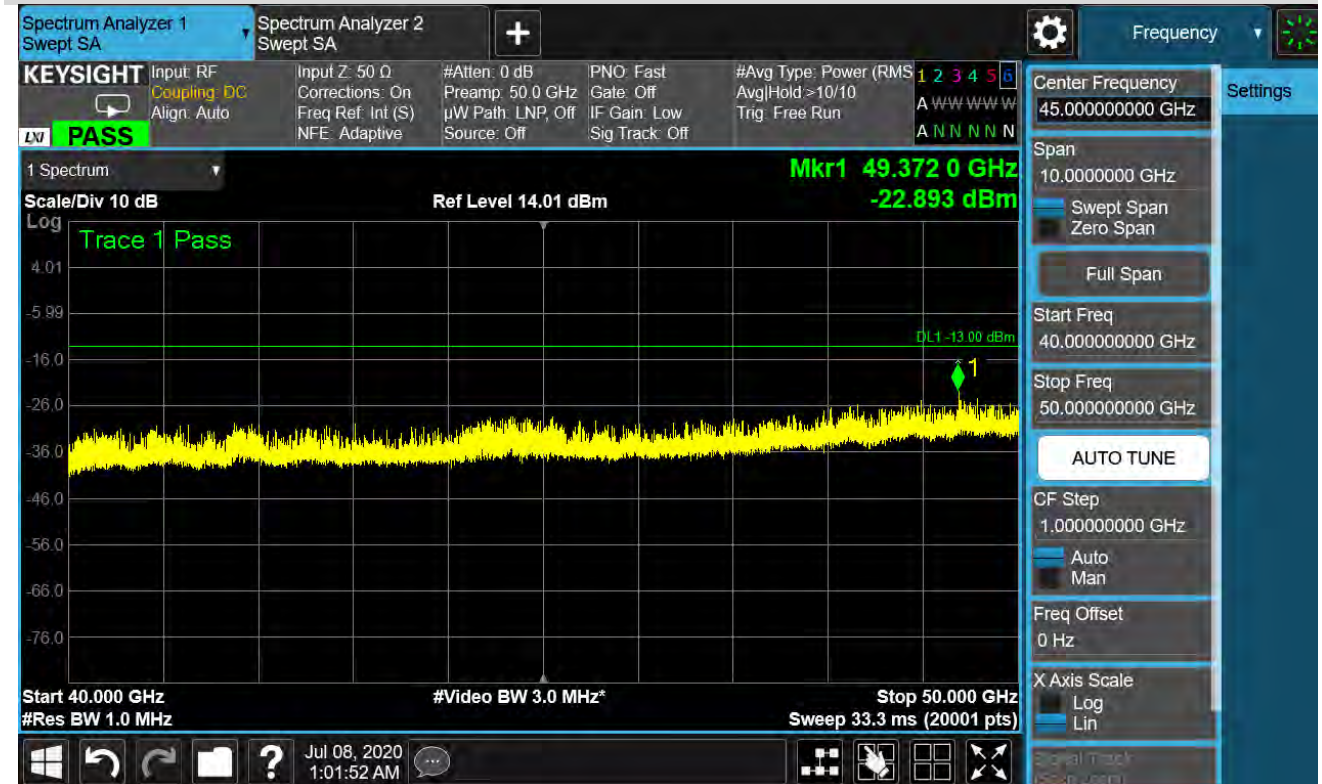
Remark:

- "*" means this data is the worst emission level;
"!" means this data is over limit.
- Emission Level=Reading Level + Correct Factor(Correct Factor=Ant Factor+ Cable Loss- Pre Amp).
- Margin= Emission Level- Limit.

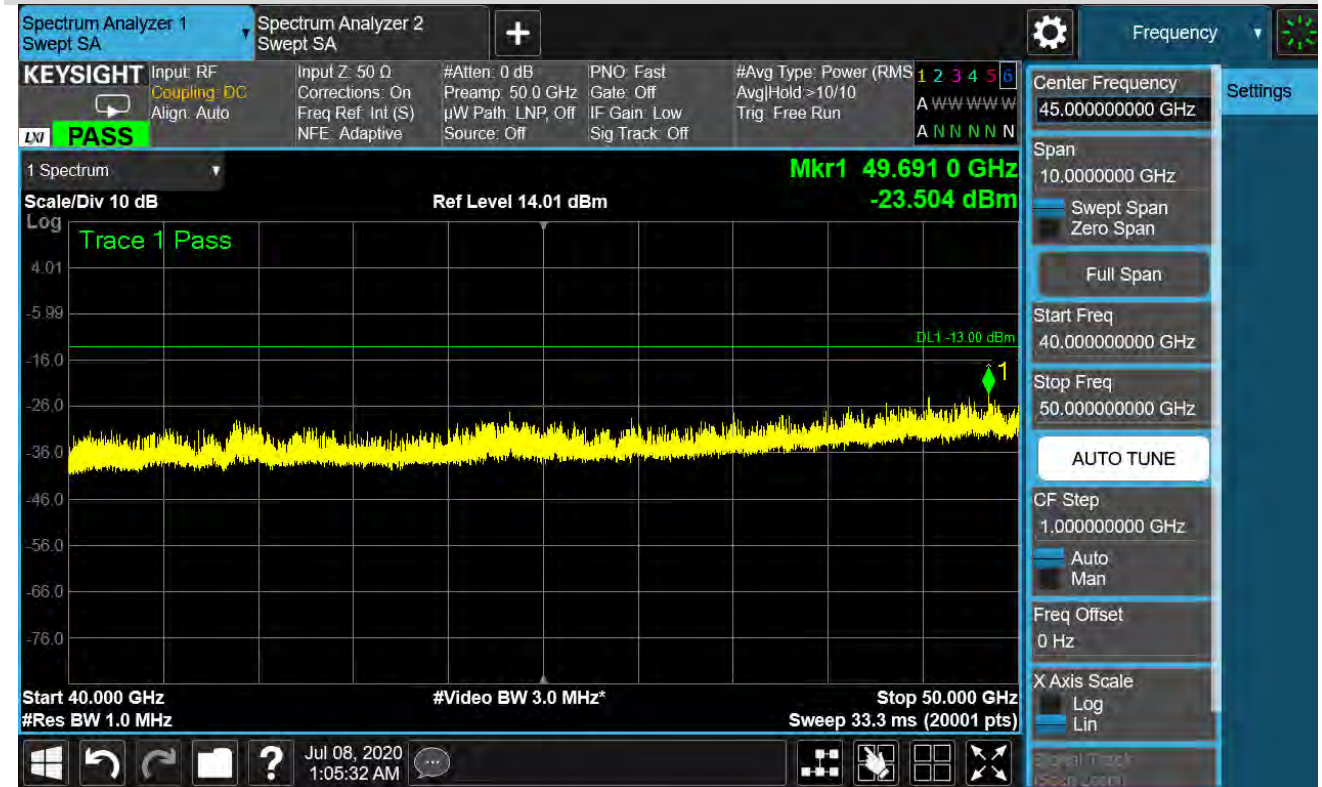
n261:1CC-BW50MHz-RSE 40GHz to 50GHz

Low channel: n261-BW:50MHz-1CC-BPSK-Beam ID 23 (40 GHz to 50 GHz)

10RB11-Horizontal Polarization

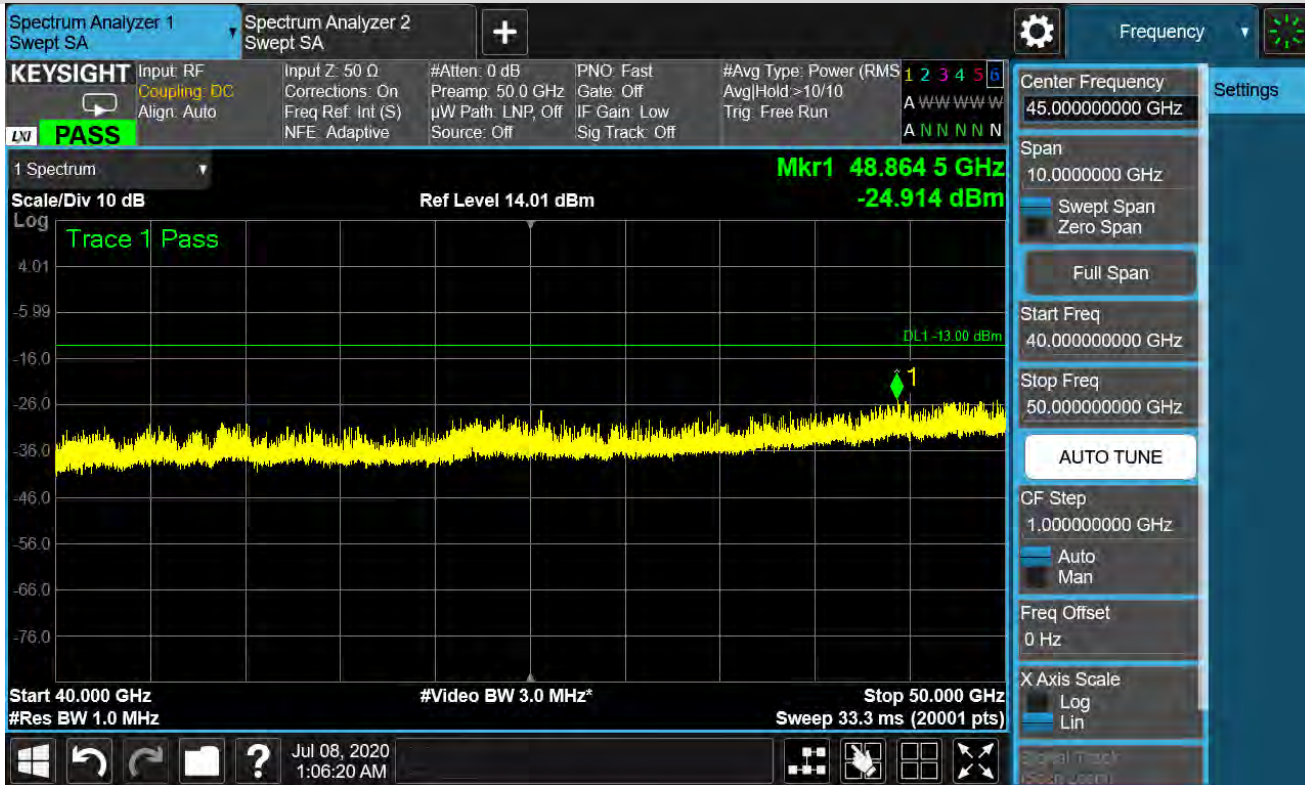


10RB11-Vertical Polarization

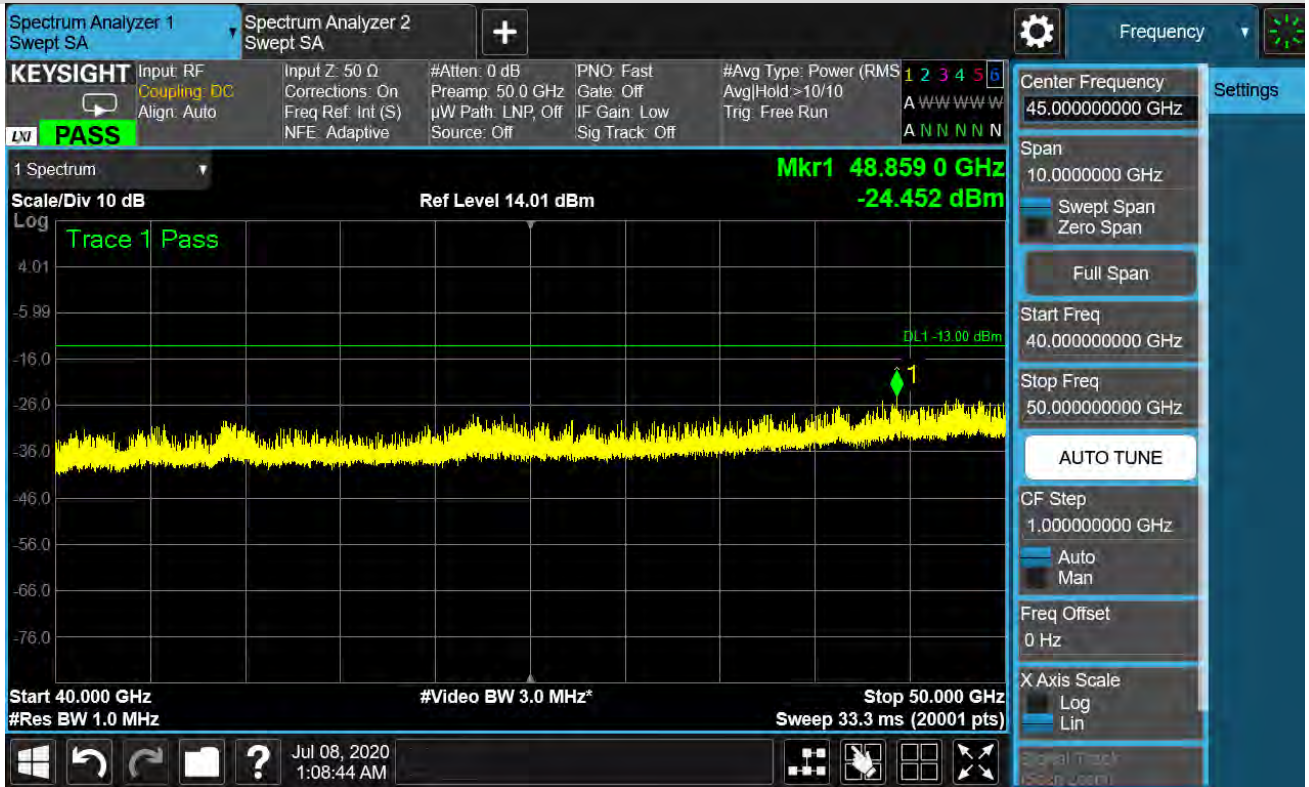


Middle channel: n261-BW:50MHz-1CC-BPSK-Beam ID 23 (40 GHz to 50 GHz)

10RB11-Horizontal Polarization

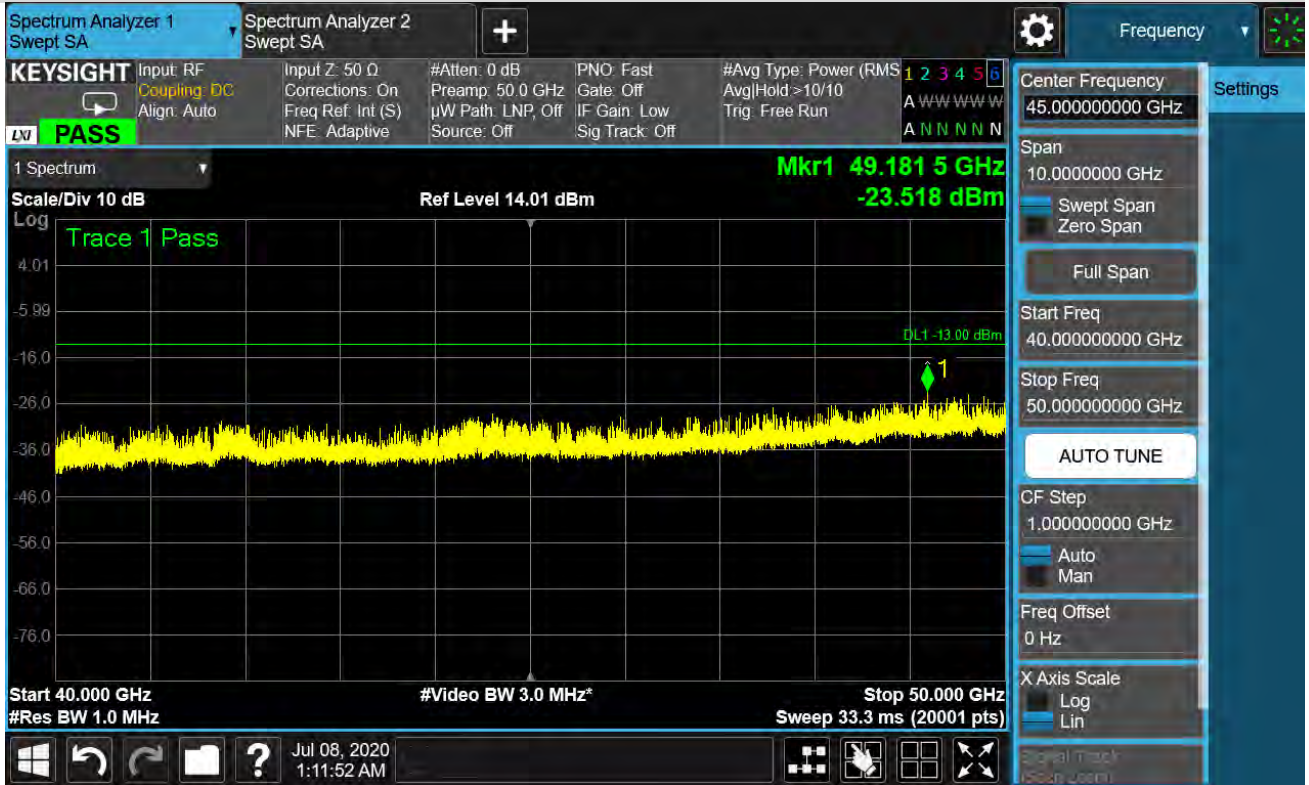


10RB11-Vertical Polarization

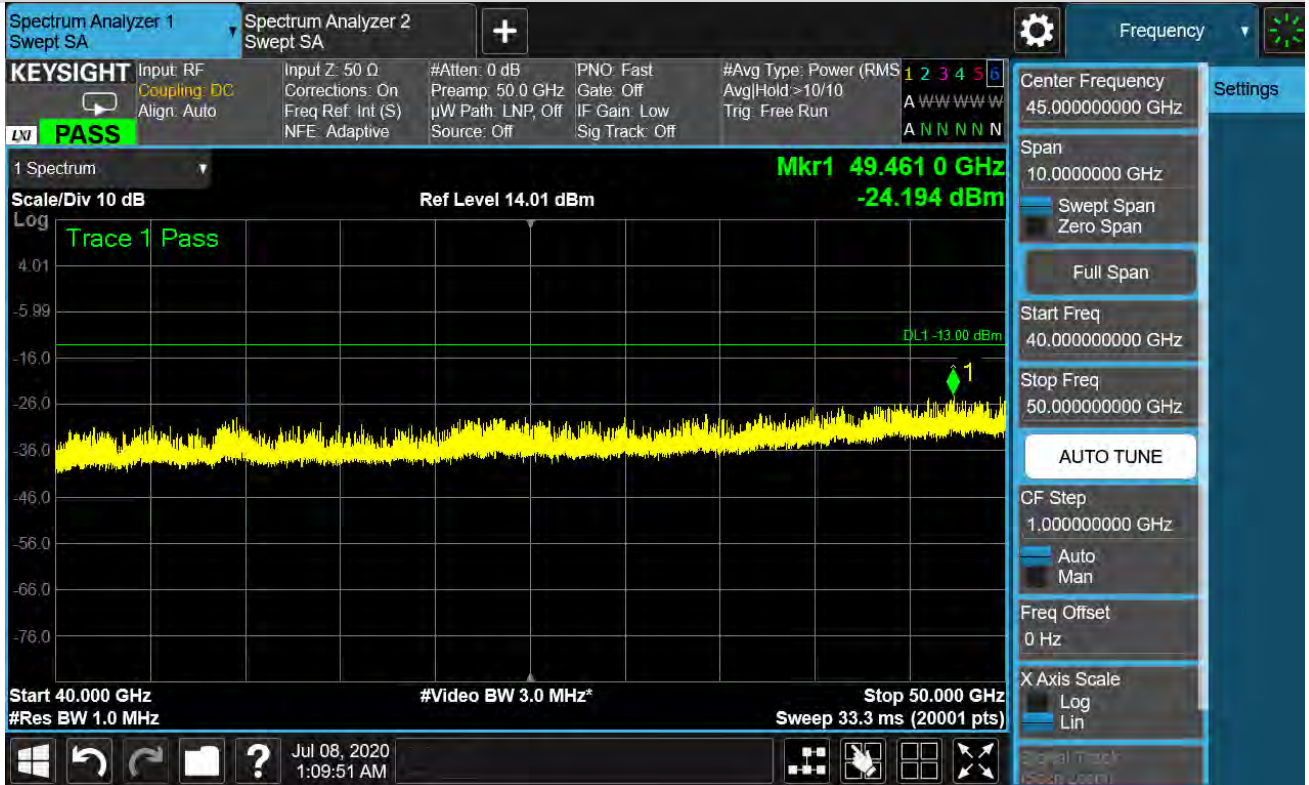


High channel: n261-BW:50MHz-1CC-BPSK-Beam ID 23 (40 GHz to 50 GHz)

10RB11-Horizontal Polarization



10RB11-Vertical Polarization

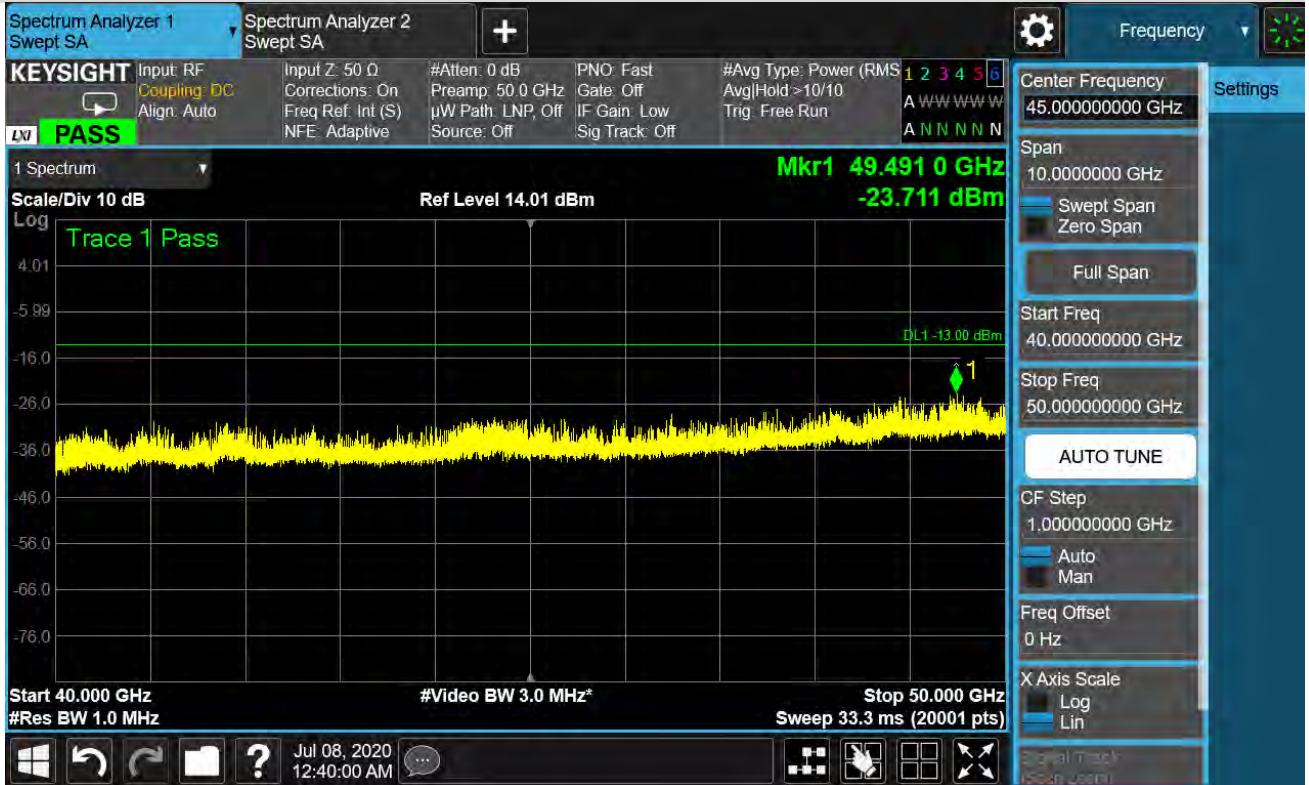


Low channel: n261-BW:50MHz-1CC-BPSK-Beam ID 19+147 (40 GHz to 50 GHz)

10RB11-Horizontal Polarization

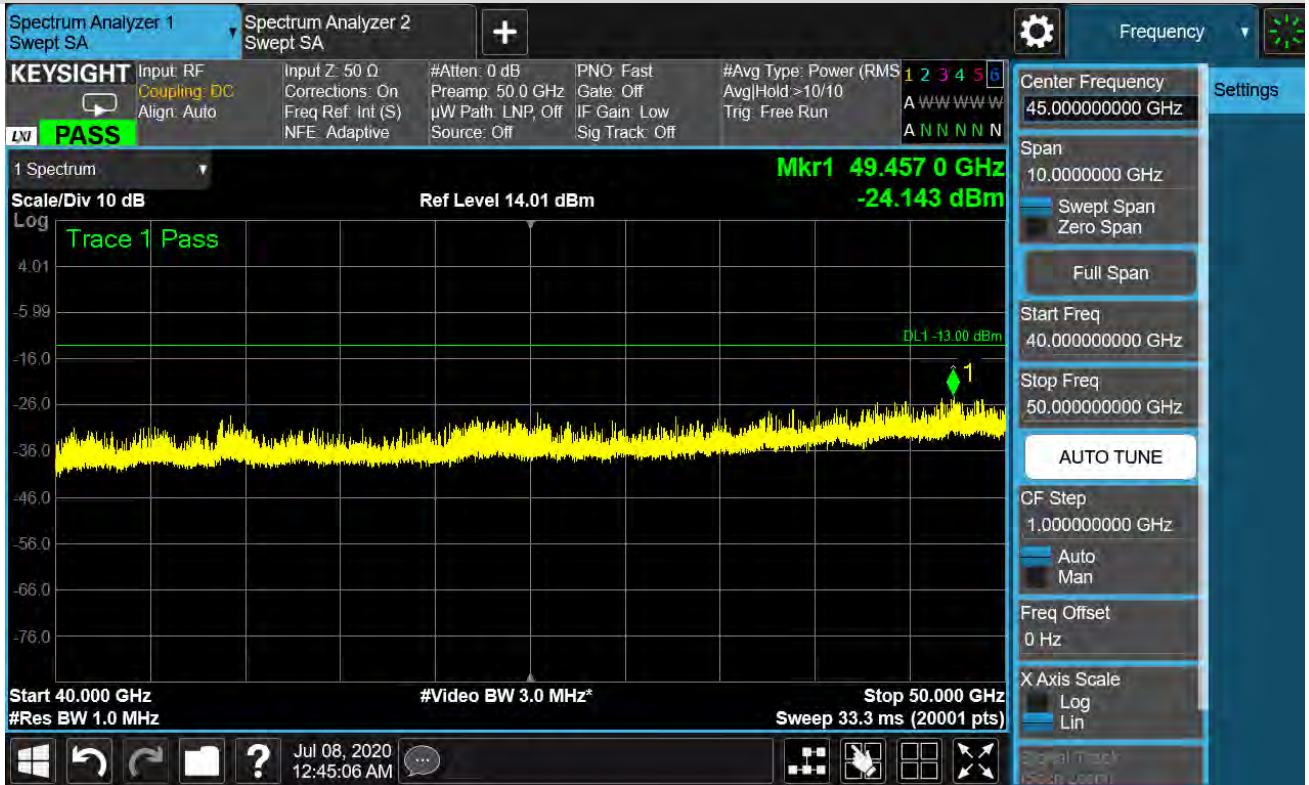


10RB11-Vertical Polarization

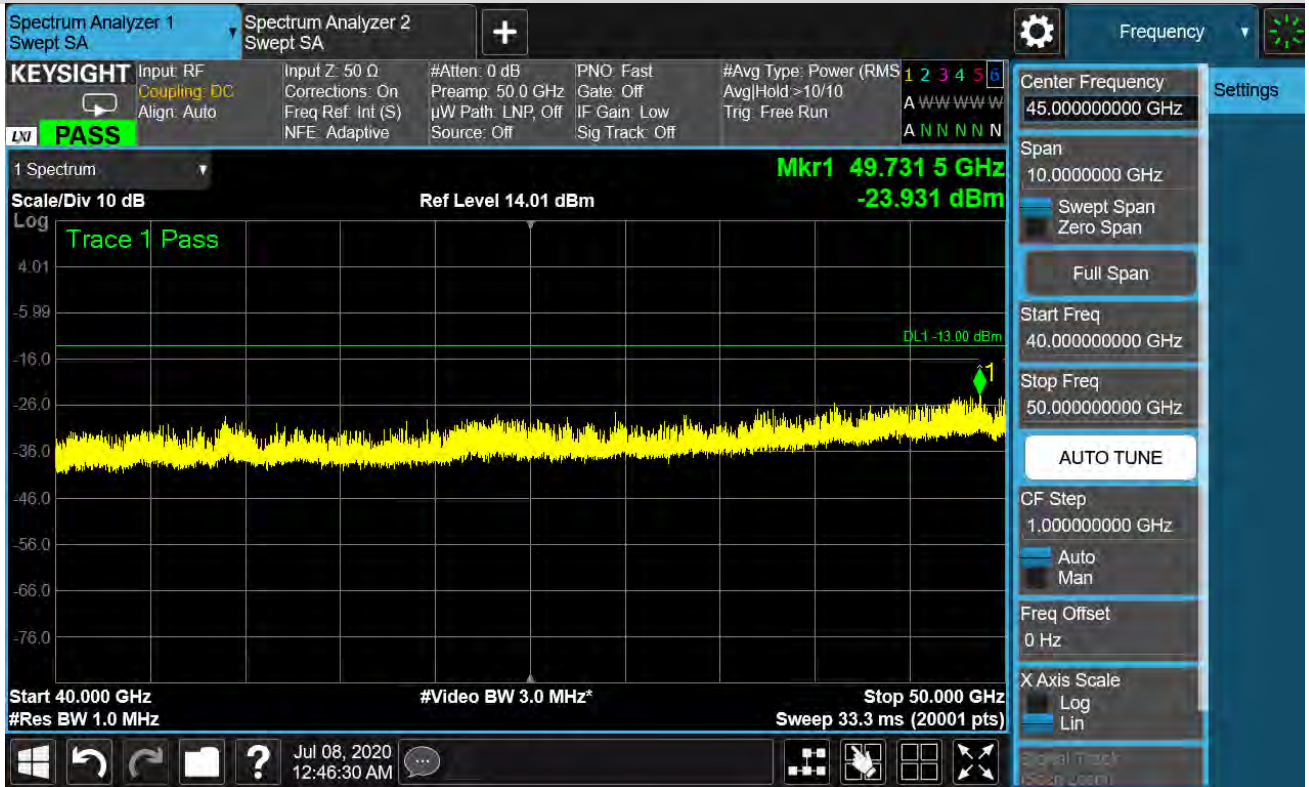


Middle channel: n261-BW:50MHz-1CC-BPSK-Beam ID 19+147 (40 GHz to 50 GHz)

10RB11-Horizontal Polarization

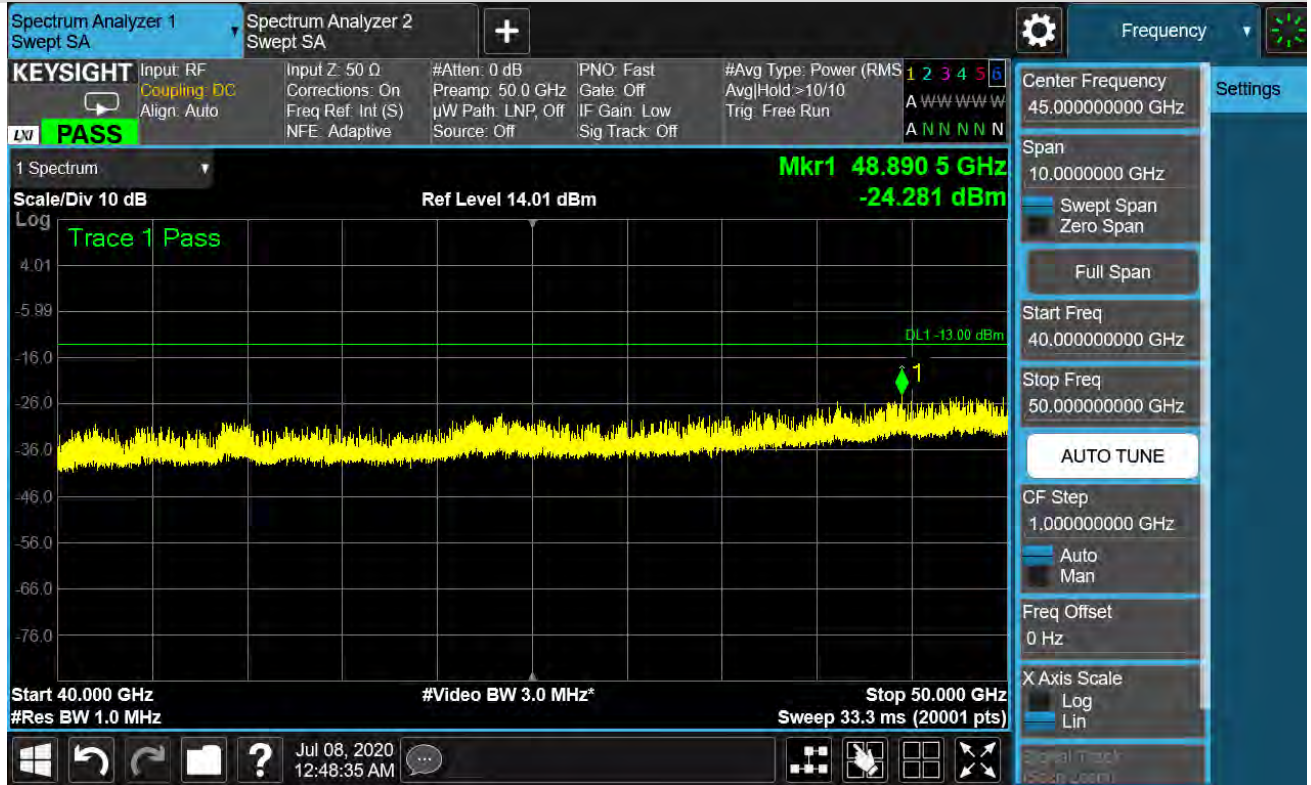


10RB11-Vertical Polarization

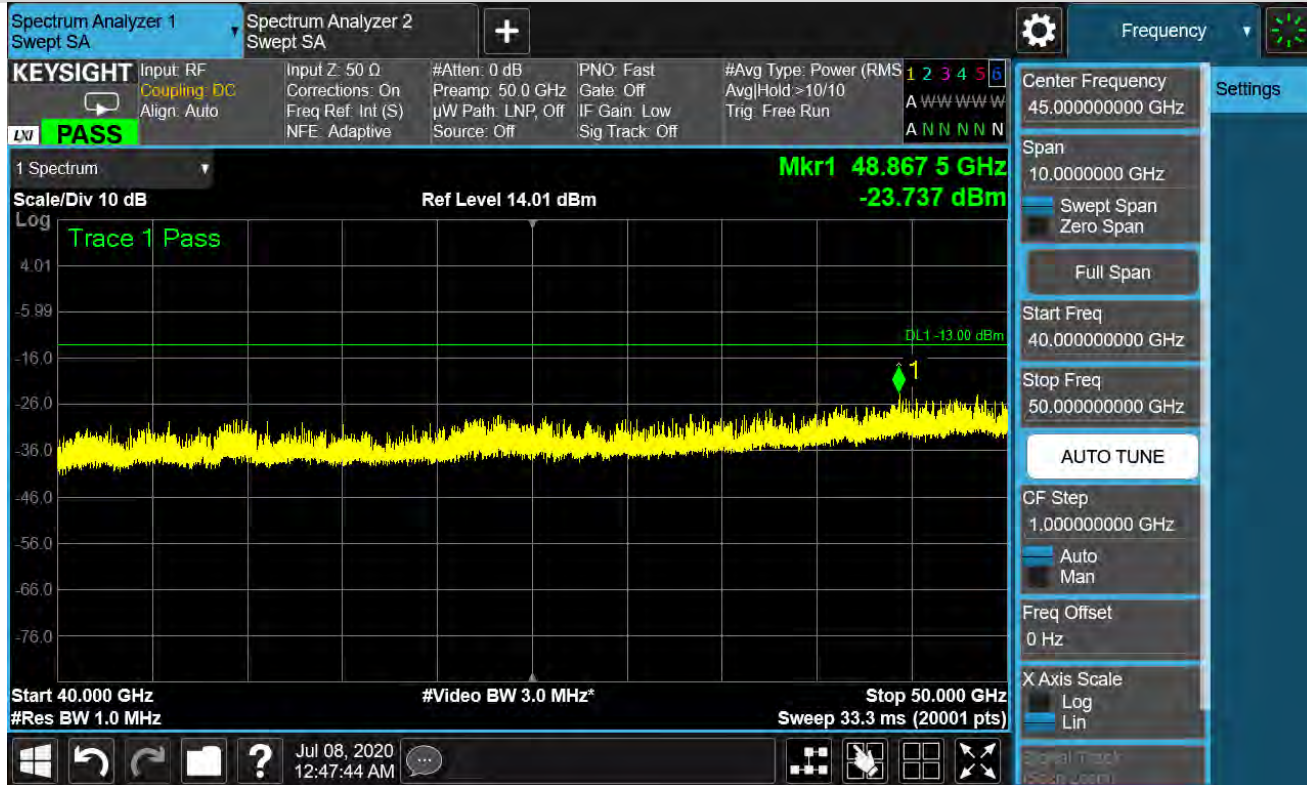


High channel: n261-BW:50MHz-1CC-BPSK-Beam ID 19+147 (40 GHz to 50 GHz)

10RB11-Horizontal Polarization



10RB11-Vertical Polarization



n261:1CC-BW100MHz-RSE 40GHz to 50GHz

Low channel: n261-BW:100MHz-1CC-BPSK-Beam ID 147 (40 GHz to 50 GHz)

20RB22-Horizontal Polarization



20RB22-Vertical Polarization

