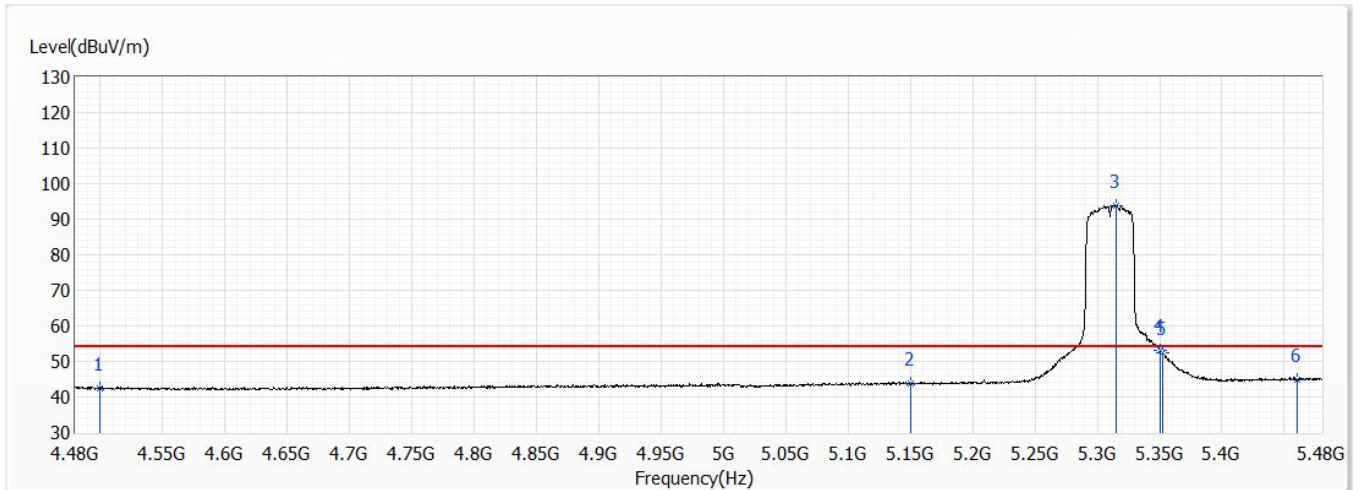


Model No	LVD1	Site	CB2-H
Test Voltage	AC 120V/60Hz	Test Date	2021/5/11
Test Mode	Mode 2: Transmit_Adapter_1A100-US1230	Engineer	Ling Chen
Polarity	Vertical	Temperature (°C)	24.0
Test Condition	802.11ac,Ant0+1,Ch 62,5.31G,BW40M	Humidity (%RH)	66.0

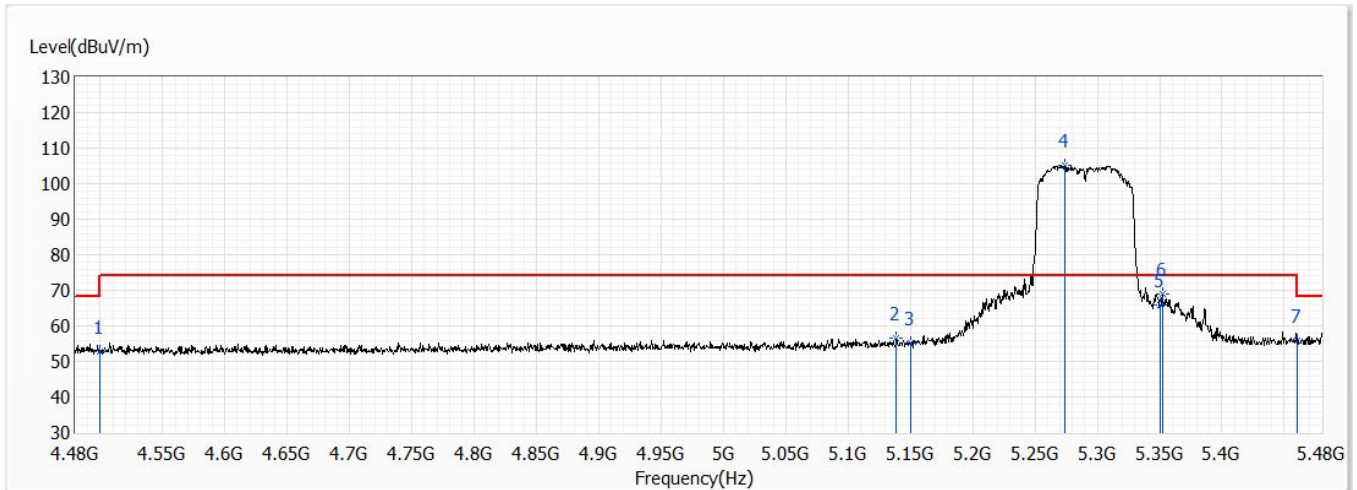


No	Frequency (MHz)	Emission Level (dBuV/m)	Limit (dBuV/m)	Margin (dB)	Reading Level (dBuV)	Correct Factor (dB)	Detector Type
1	4500.000	42.58	54.00	-11.42	18.91	23.67	AV
2	5150.000	43.96	54.00	-10.04	19.52	24.44	AV
! 3	5315.500	93.94	54.00	39.94	69.20	24.74	AV
4	5350.000	53.23	54.00	-0.77	28.43	24.80	AV
5	5352.500	52.44	54.00	-1.56	27.64	24.80	AV
6	5460.000	44.87	54.00	-9.13	19.88	24.99	AV

**Note:**

1. All reading above 1GHz is performed with peak and/or average measurements as necessary.
2. Emission Level = Reading Level + Correct Factor.
3. The average measurement was not performed when the peak measured data under the limit of average detection. If the readings given are average, peak measurement should also be supplied.
4. The fundamental for reference only, it's not restricted by unwanted emission limit.

Model No	LVD1	Site	CB2-H
Test Voltage	AC 120V/60Hz	Test Date	2021/5/11
Test Mode	Mode 2: Transmit_Adapter_1A100-US1230	Engineer	Ling Chen
Polarity	Horizontal	Temperature (°C)	24.0
Test Condition	802.11ac,Ant0+1,Ch 58,5.29G,BW80M	Humidity (%RH)	66.0

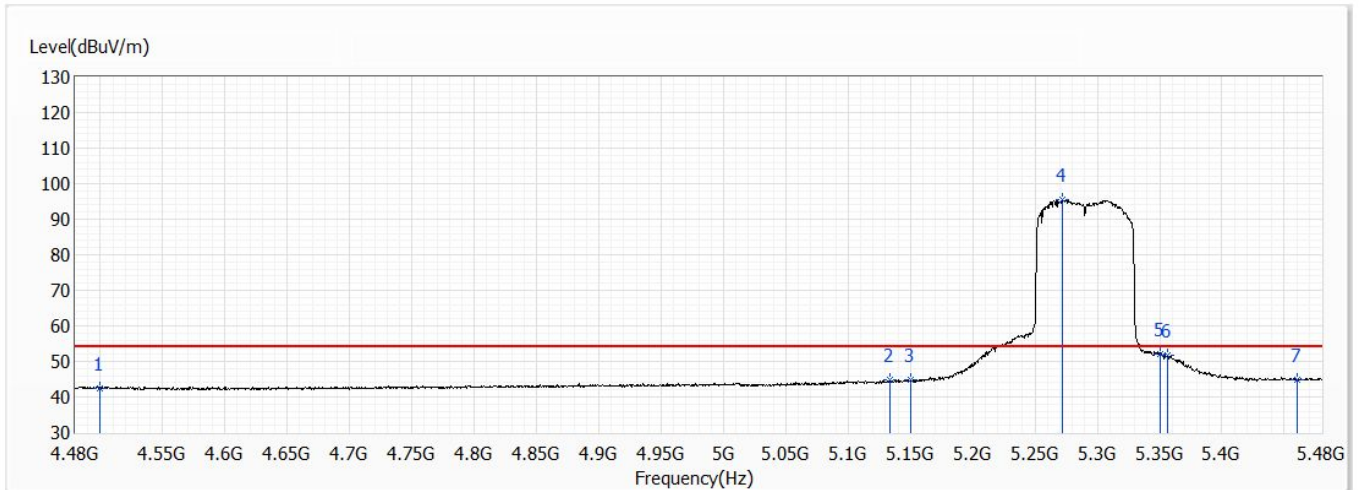


No	Frequency (MHz)	Emission Level (dBuV/m)	Limit (dBuV/m)	Margin (dB)	Reading Level (dBuV)	Correct Factor (dB)	Detector Type
1	4500.000	52.66	74.00	-21.34	28.99	23.67	PK
2	5138.500	56.48	74.00	-17.52	32.06	24.42	PK
3	5150.000	55.31	74.00	-18.69	30.87	24.44	PK
! 4	5273.500	105.12	74.00	31.12	80.47	24.65	PK
5	5350.000	65.97	74.00	-8.03	41.17	24.80	PK
6	5352.000	68.95	74.00	-5.05	44.15	24.80	PK
7	5460.000	55.85	74.00	-18.15	30.86	24.99	PK

Note:

1. All reading above 1GHz is performed with peak and/or average measurements as necessary.
2. Emission Level = Reading Level + Correct Factor.
3. The average measurement was not performed when the peak measured data under the limit of average detection. If the readings given are average, peak measurement should also be supplied.
4. The fundamental for reference only, it's not restricted by unwanted emission limit.

Model No	LVD1	Site	CB2-H
Test Voltage	AC 120V/60Hz	Test Date	2021/5/11
Test Mode	Mode 2: Transmit_Adapter_1A100-US1230	Engineer	Ling Chen
Polarity	Horizontal	Temperature (°C)	24.0
Test Condition	802.11ac,Ant0+1,Ch 58,5.29G,BW80M	Humidity (%RH)	66.0

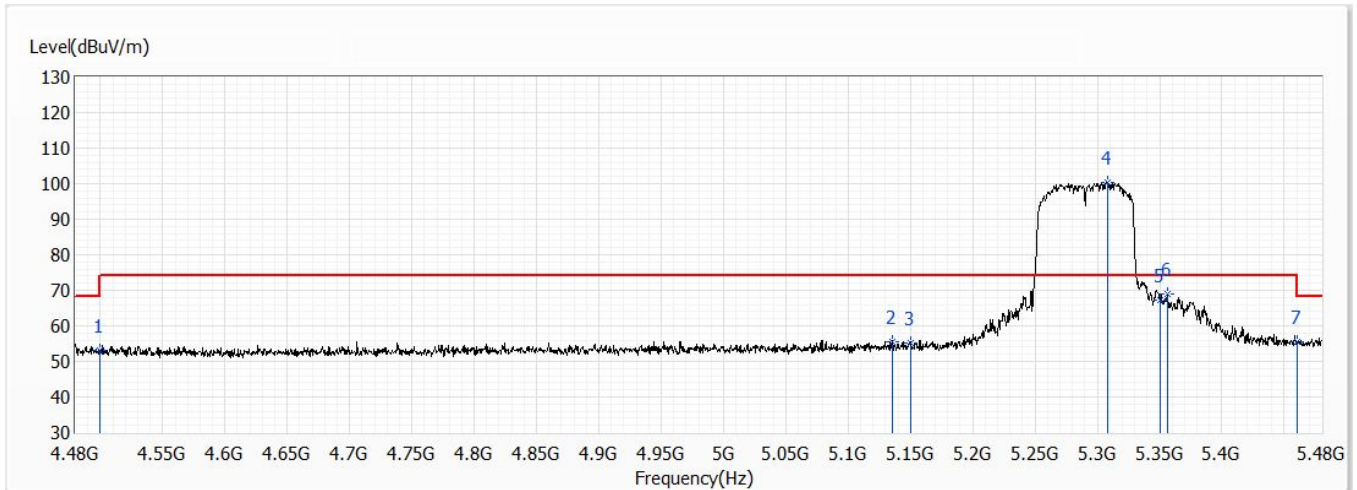


No	Frequency (MHz)	Emission Level (dBuV/m)	Limit (dBuV/m)	Margin (dB)	Reading Level (dBuV)	Correct Factor (dB)	Detector Type
1	4500.000	42.51	54.00	-11.49	18.84	23.67	AV
2	5133.500	44.85	54.00	-9.15	20.44	24.41	AV
3	5150.000	44.74	54.00	-9.26	20.30	24.44	AV
! 4	5272.000	95.36	54.00	41.36	70.71	24.65	AV
5	5350.000	52.13	54.00	-1.87	27.33	24.80	AV
6	5356.000	51.60	54.00	-2.40	26.79	24.81	AV
7	5460.000	44.75	54.00	-9.25	19.76	24.99	AV

Note:

1. All reading above 1GHz is performed with peak and/or average measurements as necessary.
2. Emission Level = Reading Level + Correct Factor.
3. The average measurement was not performed when the peak measured data under the limit of average detection. If the readings given are average, peak measurement should also be supplied.
4. The fundamental for reference only, it's not restricted by unwanted emission limit.

Model No	LVD1	Site	CB2-H
Test Voltage	AC 120V/60Hz	Test Date	2021/5/11
Test Mode	Mode 2: Transmit_Adapter_1A100-US1230	Engineer	Ling Chen
Polarity	Vertical	Temperature (°C)	24.0
Test Condition	802.11ac,Ant0+1,Ch 58,5.29G,BW80M	Humidity (%RH)	66.0

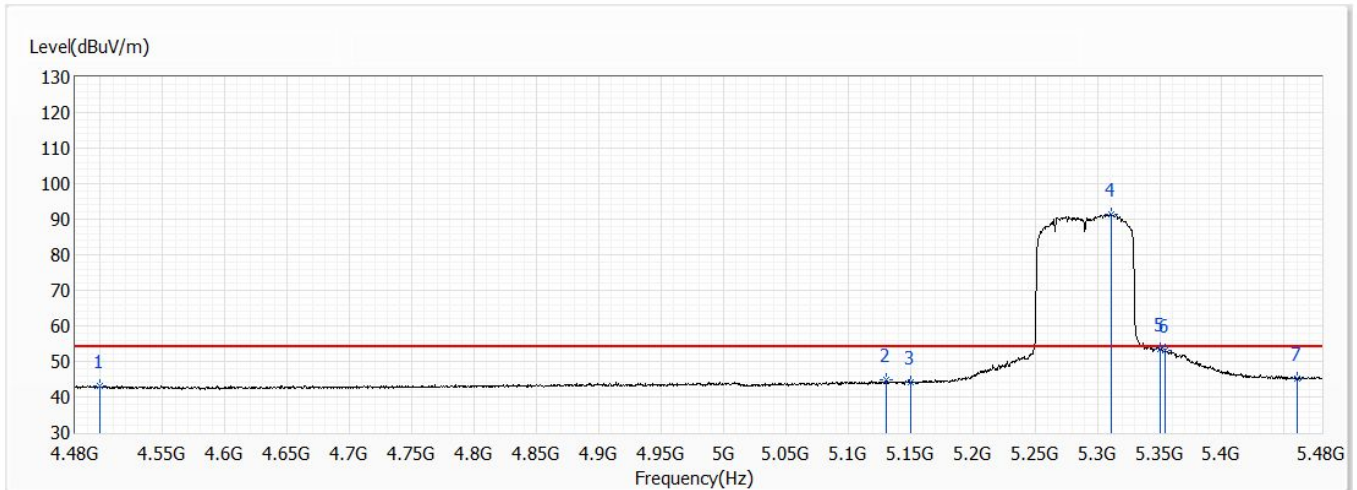


No	Frequency (MHz)	Emission Level (dBuV/m)	Limit (dBuV/m)	Margin (dB)	Reading Level (dBuV)	Correct Factor (dB)	Detector Type
1	4500.000	53.11	74.00	-20.89	29.44	23.67	PK
2	5135.500	55.67	74.00	-18.33	31.25	24.42	PK
3	5150.000	55.34	74.00	-18.66	30.90	24.44	PK
! 4	5308.000	100.38	74.00	26.38	75.66	24.72	PK
5	5350.000	67.32	74.00	-6.68	42.52	24.80	PK
6	5356.000	68.94	74.00	-5.06	44.13	24.81	PK
7	5460.000	55.41	74.00	-18.59	30.42	24.99	PK

Note:

1. All reading above 1GHz is performed with peak and/or average measurements as necessary.
2. Emission Level = Reading Level + Correct Factor.
3. The average measurement was not performed when the peak measured data under the limit of average detection. If the readings given are average, peak measurement should also be supplied.
4. The fundamental for reference only, it's not restricted by unwanted emission limit.

Model No	LVD1	Site	CB2-H
Test Voltage	AC 120V/60Hz	Test Date	2021/5/11
Test Mode	Mode 2: Transmit_Adapter_1A100-US1230	Engineer	Ling Chen
Polarity	Vertical	Temperature (°C)	24.0
Test Condition	802.11ac,Ant0+1,Ch 58,5.29G,BW80M	Humidity (%RH)	66.0

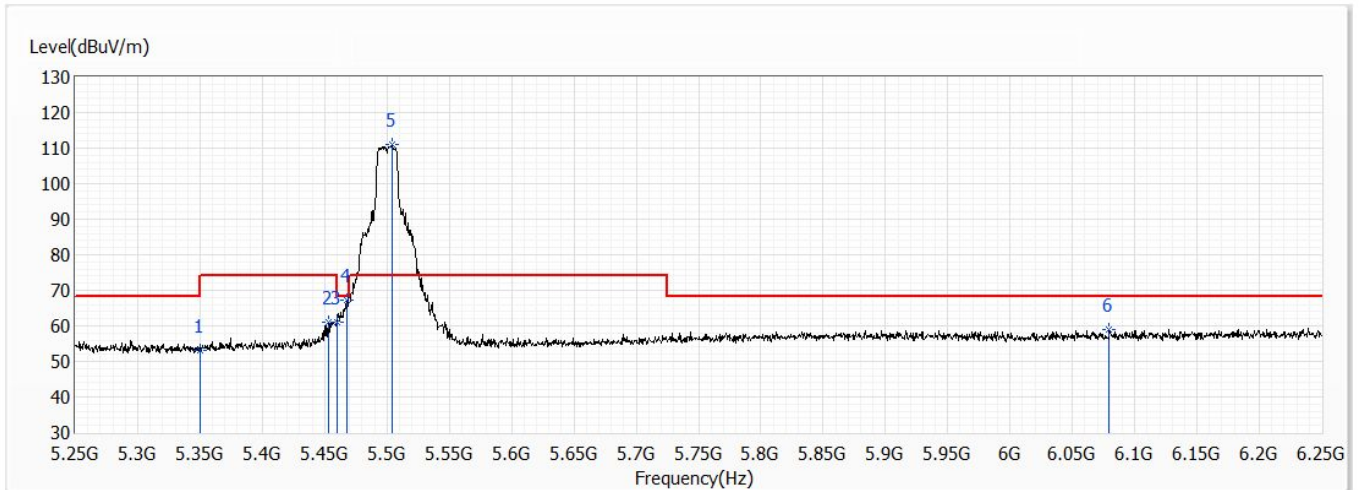


No	Frequency (MHz)	Emission Level (dBuV/m)	Limit (dBuV/m)	Margin (dB)	Reading Level (dBuV)	Correct Factor (dB)	Detector Type
1	4500.000	42.94	54.00	-11.06	19.27	23.67	AV
2	5131.000	44.71	54.00	-9.29	20.30	24.41	AV
3	5150.000	43.98	54.00	-10.02	19.54	24.44	AV
! 4	5311.000	91.50	54.00	37.50	66.77	24.73	AV
5	5350.000	53.39	54.00	-0.61	28.59	24.80	AV
6	5354.000	53.10	54.00	-0.90	28.30	24.80	AV
7	5460.000	45.17	54.00	-8.83	20.18	24.99	AV

Note:

1. All reading above 1GHz is performed with peak and/or average measurements as necessary.
2. Emission Level = Reading Level + Correct Factor.
3. The average measurement was not performed when the peak measured data under the limit of average detection. If the readings given are average, peak measurement should also be supplied.
4. The fundamental for reference only, it's not restricted by unwanted emission limit.

Model No	LVD1	Site	CB2-H
Test Voltage	AC 120V	Test Date	2021/5/31
Test Mode	Mode 2: Transmit_Adapter_1A100-US1230	Engineer	Ling Chen
Polarity	Horizontal	Temperature (°C)	24.0
Test Condition	802.11a,Ant1,Ch 100,5.5G,BW20M	Humidity (%RH)	66.0



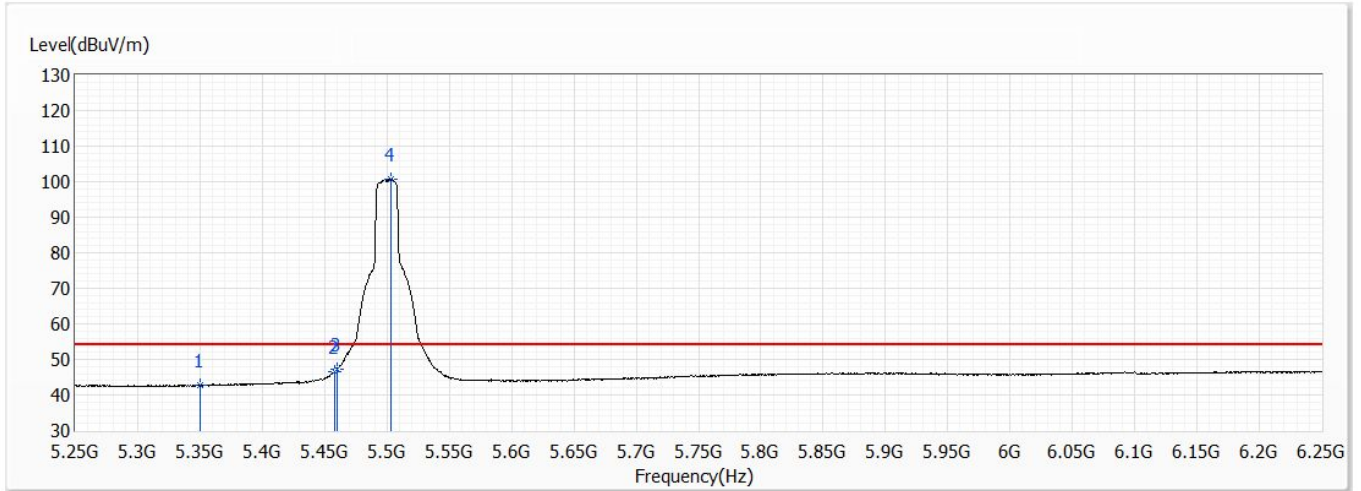
No	Frequency (MHz)	Emission Level (dBuV/m)	Limit (dBuV/m)	Margin (dB)	Reading Level (dBuV)	Correct Factor (dB)	Detector Type
1	5350.000	53.22	74.00	-20.78	29.25	23.97	PK
2	5453.500	60.92	74.00	-13.08	36.75	24.17	PK
3	5460.000	61.12	74.00	-12.88	36.94	24.18	PK
4	5467.500	67.24	68.20	-0.96	43.03	24.21	PK
! 5	5504.000	110.93	74.00	36.93	86.65	24.28	PK
6	6079.500	58.87	68.20	-9.33	32.75	26.12	PK

Note:

1. All reading above 1GHz is performed with peak and/or average measurements as necessary.
2. Emission Level = Reading Level + Correct Factor.
3. The average measurement was not performed when the peak measured data under the limit of average detection. If the readings given are average, peak measurement should also be supplied.
4. The fundamental for reference only, it's not restricted by unwanted emission limit.



Model No	LVD1	Site	CB2-H
Test Voltage	AC 120V	Test Date	2021/5/31
Test Mode	Mode 2: Transmit_Adapter_1A100-US1230	Engineer	Ling Chen
Polarity	Horizontal	Temperature (°C)	24.0
Test Condition	802.11a,Ant1,Ch 100,5.5G,BW20M	Humidity (%RH)	66.0



No	Frequency (MHz)	Emission Level (dBuV/m)	Limit (dBuV/m)	Margin (dB)	Reading Level (dBuV)	Correct Factor (dB)	Detector Type
1	5350.000	42.59	54.00	-11.41	18.62	23.97	AV
2	5458.500	46.63	54.00	-7.37	22.45	24.18	AV
3	5460.000	47.16	54.00	-6.84	22.98	24.18	AV
! 4	5503.000	100.74	54.00	46.74	76.46	24.28	AV

Note:

1. All reading above 1GHz is performed with peak and/or average measurements as necessary.
2. Emission Level = Reading Level + Correct Factor.
3. The average measurement was not performed when the peak measured data under the limit of average detection. If the readings given are average, peak measurement should also be supplied.
4. The fundamental for reference only, it's not restricted by unwanted emission limit.

Model No	LVD1	Site	CB2-H
Test Voltage	AC 120V	Test Date	2021/5/31
Test Mode	Mode 2: Transmit_Adapter_1A100-US1230	Engineer	Ling Chen
Polarity	Vertical	Temperature (°C)	24.0
Test Condition	802.11a,Ant1,Ch 100,5.5G,BW20M	Humidity (%RH)	66.0



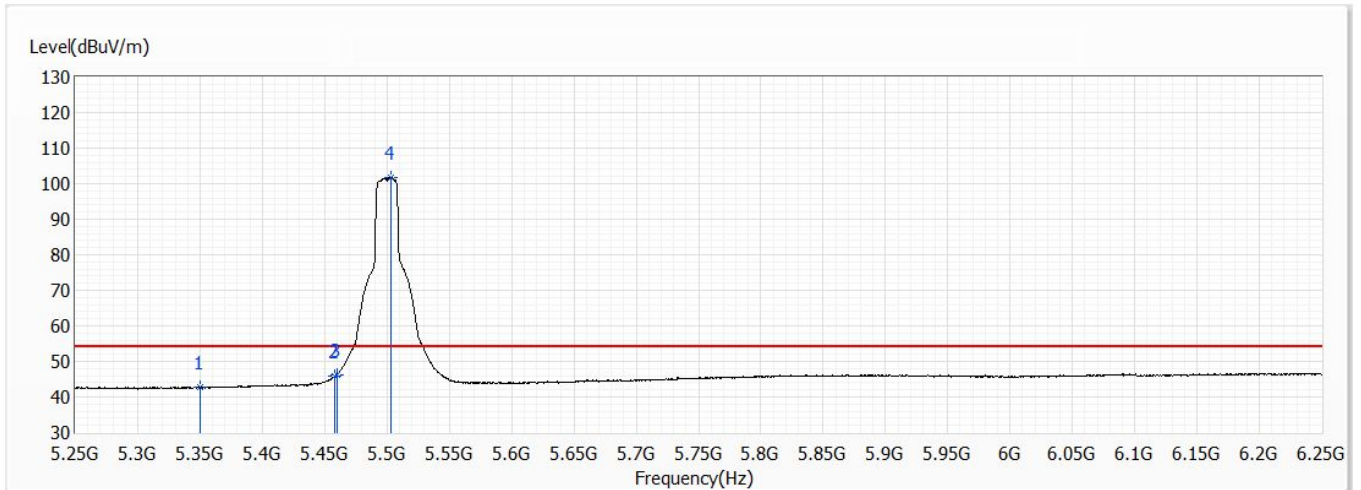
No	Frequency (MHz)	Emission Level (dBuV/m)	Limit (dBuV/m)	Margin (dB)	Reading Level (dBuV)	Correct Factor (dB)	Detector Type
1	5350.000	52.97	74.00	-21.03	29.00	23.97	PK
2	5455.000	60.50	74.00	-13.50	36.33	24.17	PK
3	5460.000	60.30	74.00	-13.70	36.12	24.18	PK
4	5469.000	67.70	68.20	-0.50	43.49	24.21	PK
! 5	5504.000	111.69	74.00	37.69	87.41	24.28	PK
6	6238.500	59.60	68.20	-8.60	32.69	26.91	PK

**Note:**

1. All reading above 1GHz is performed with peak and/or average measurements as necessary.
2. Emission Level = Reading Level + Correct Factor.
3. The average measurement was not performed when the peak measured data under the limit of average detection. If the readings given are average, peak measurement should also be supplied.
4. The fundamental for reference only, it's not restricted by unwanted emission limit.



Model No	LVD1	Site	CB2-H
Test Voltage	AC 120V	Test Date	2021/5/31
Test Mode	Mode 2: Transmit_Adapter_1A100-US1230	Engineer	Ling Chen
Polarity	Vertical	Temperature (°C)	24.0
Test Condition	802.11a,Ant1,Ch 100,5.5G,BW20M	Humidity (%RH)	66.0

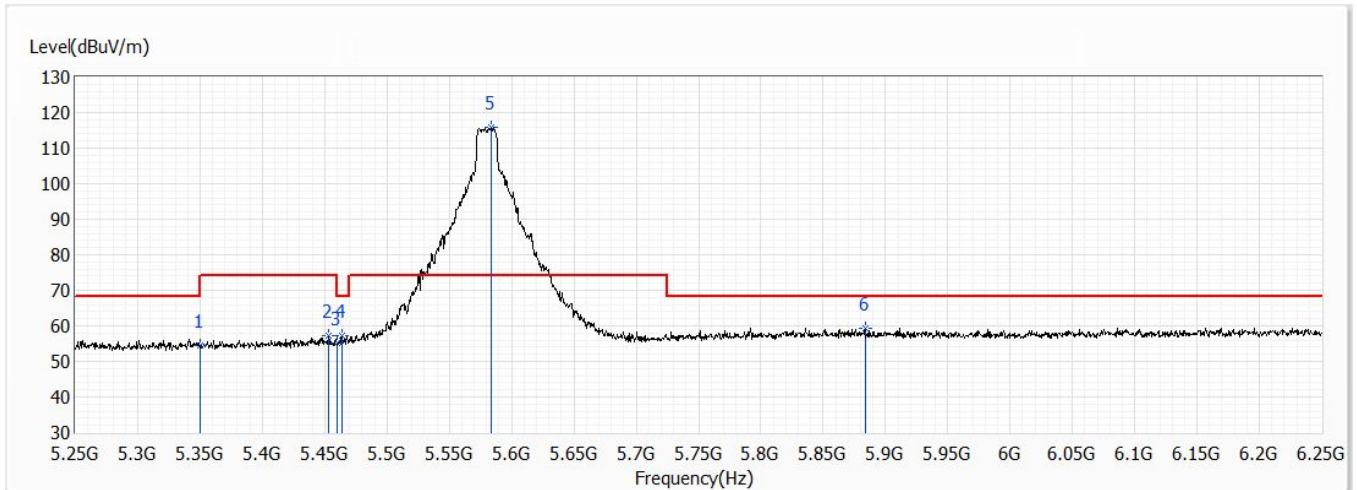


No	Frequency (MHz)	Emission Level (dBuV/m)	Limit (dBuV/m)	Margin (dB)	Reading Level (dBuV)	Correct Factor (dB)	Detector Type
1	5350.000	42.59	54.00	-11.41	18.62	23.97	AV
2	5458.500	45.88	54.00	-8.12	21.70	24.18	AV
3	5460.000	46.25	54.00	-7.75	22.07	24.18	AV
! 4	5503.000	101.77	54.00	47.77	77.49	24.28	AV

Note:

1. All reading above 1GHz is performed with peak and/or average measurements as necessary.
2. Emission Level = Reading Level + Correct Factor.
3. The average measurement was not performed when the peak measured data under the limit of average detection. If the readings given are average, peak measurement should also be supplied.
4. The fundamental for reference only, it's not restricted by unwanted emission limit.

Model No	LVD1	Site	CB2-H
Test Voltage	AC 120V	Test Date	2021/5/31
Test Mode	Mode 2: Transmit_Adapter_1A100-US1230	Engineer	Ling Chen
Polarity	Horizontal	Temperature (°C)	24.0
Test Condition	802.11a,Ant1,Ch 116,5.58G,BW20M	Humidity (%RH)	66.0

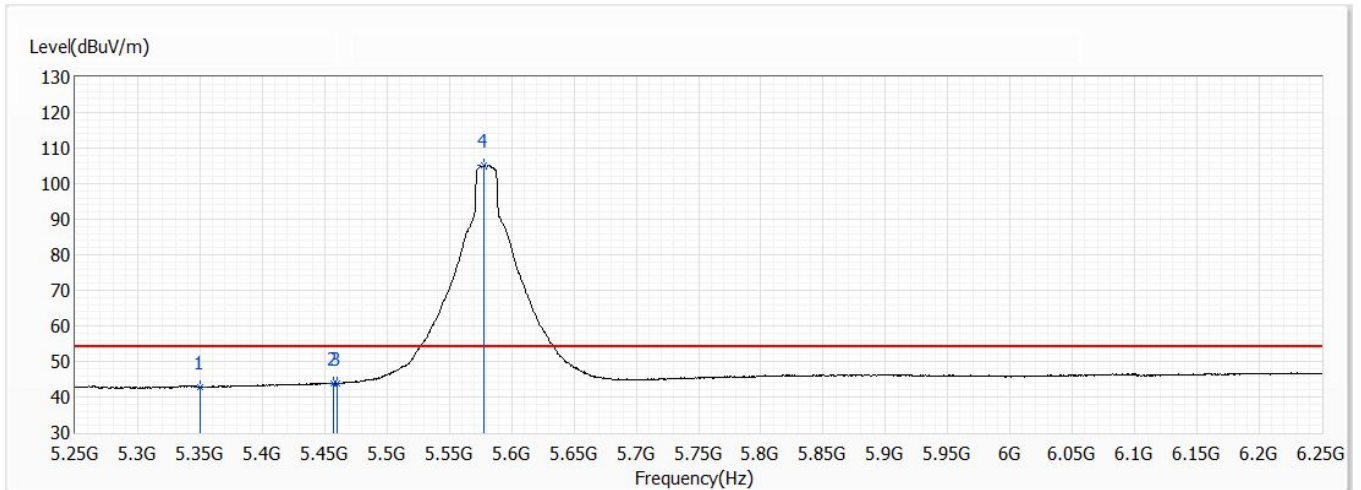


No	Frequency (MHz)	Emission Level (dBuV/m)	Limit (dBuV/m)	Margin (dB)	Reading Level (dBuV)	Correct Factor (dB)	Detector Type
1	5350.000	54.51	74.00	-19.49	30.54	23.97	PK
2	5453.000	57.34	74.00	-16.66	33.17	24.17	PK
3	5460.000	55.15	74.00	-18.85	30.97	24.18	PK
4	5463.500	57.34	68.20	-10.86	33.14	24.20	PK
! 5	5583.500	115.81	74.00	41.81	91.30	24.51	PK
6	5883.500	59.41	68.20	-8.79	34.03	25.38	PK

Note:

1. All reading above 1GHz is performed with peak and/or average measurements as necessary.
2. Emission Level = Reading Level + Correct Factor.
3. The average measurement was not performed when the peak measured data under the limit of average detection. If the readings given are average, peak measurement should also be supplied.
4. The fundamental for reference only, it's not restricted by unwanted emission limit.

Model No	LVD1	Site	CB2-H
Test Voltage	AC 120V	Test Date	2021/5/31
Test Mode	Mode 2: Transmit_Adapter_1A100-US1230	Engineer	Ling Chen
Polarity	Horizontal	Temperature (°C)	24.0
Test Condition	802.11a,Ant1,Ch 116,5.58G,BW20M	Humidity (%RH)	66.0

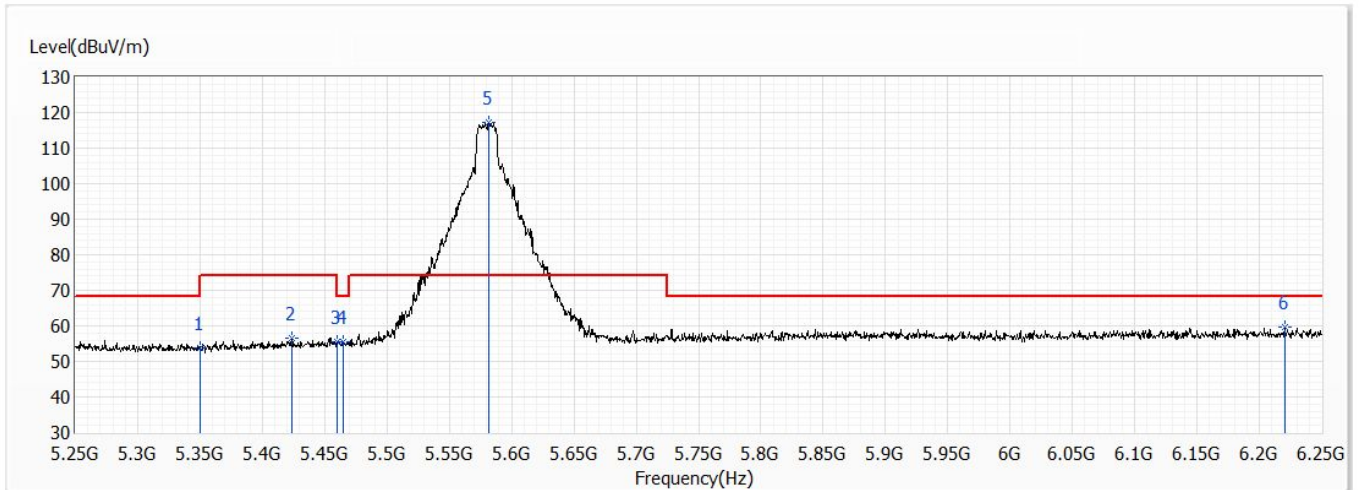


No	Frequency (MHz)	Emission Level (dBuV/m)	Limit (dBuV/m)	Margin (dB)	Reading Level (dBuV)	Correct Factor (dB)	Detector Type
1	5350.000	42.70	54.00	-11.30	18.73	23.97	AV
2	5457.500	43.85	54.00	-10.15	19.67	24.18	AV
3	5460.000	43.95	54.00	-10.05	19.77	24.18	AV
! 4	5578.000	105.24	54.00	51.24	80.74	24.50	AV

Note:

1. All reading above 1GHz is performed with peak and/or average measurements as necessary.
2. Emission Level = Reading Level + Correct Factor.
3. The average measurement was not performed when the peak measured data under the limit of average detection. If the readings given are average, peak measurement should also be supplied.
4. The fundamental for reference only, it's not restricted by unwanted emission limit.

Model No	LVD1	Site	CB2-H
Test Voltage	AC 120V	Test Date	2021/5/31
Test Mode	Mode 2: Transmit_Adapter_1A100-US1230	Engineer	Ling Chen
Polarity	Vertical	Temperature (°C)	24.0
Test Condition	802.11a,Ant1,Ch 116,5.58G,BW20M	Humidity (%RH)	66.0

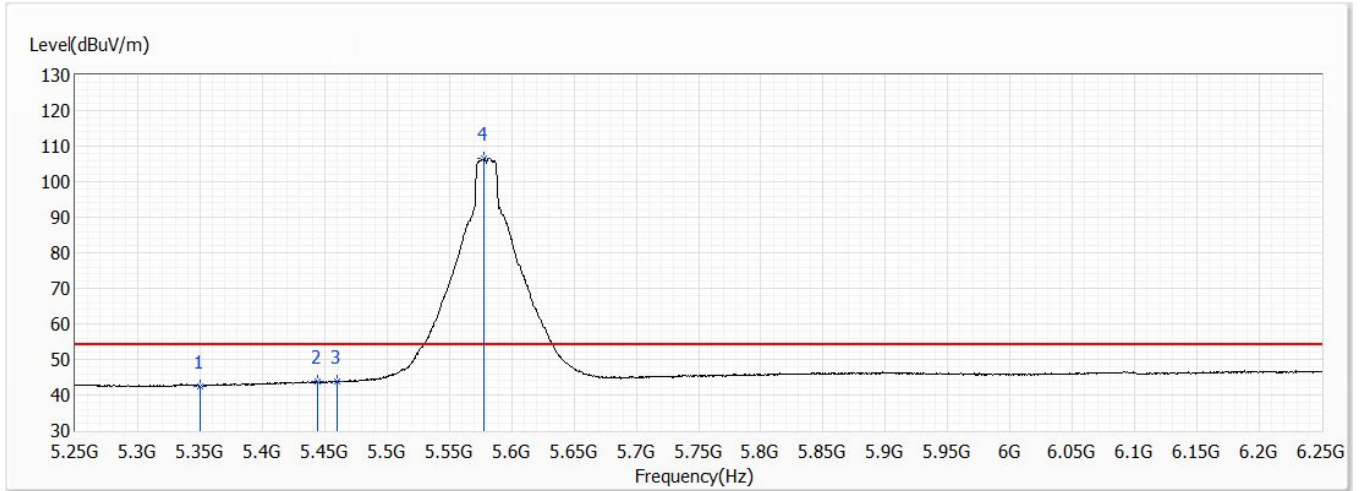


No	Frequency (MHz)	Emission Level (dBuV/m)	Limit (dBuV/m)	Margin (dB)	Reading Level (dBuV)	Correct Factor (dB)	Detector Type
1	5350.000	53.79	74.00	-20.21	29.82	23.97	PK
2	5424.000	56.69	74.00	-17.31	32.58	24.11	PK
3	5460.000	55.49	74.00	-18.51	31.31	24.18	PK
4	5465.000	55.50	68.20	-12.70	31.29	24.21	PK
! 5	5582.000	117.35	74.00	43.35	92.84	24.51	PK
6	6220.500	59.64	68.20	-8.56	32.82	26.82	PK

**Note:**

1. All reading above 1GHz is performed with peak and/or average measurements as necessary.
2. Emission Level = Reading Level + Correct Factor.
3. The average measurement was not performed when the peak measured data under the limit of average detection. If the readings given are average, peak measurement should also be supplied.
4. The fundamental for reference only, it's not restricted by unwanted emission limit.

Model No	LVD1	Site	CB2-H
Test Voltage	AC 120V	Test Date	2021/5/31
Test Mode	Mode 2: Transmit_Adapter_1A100-US1230	Engineer	Ling Chen
Polarity	Vertical	Temperature (°C)	24.0
Test Condition	802.11a,Ant1,Ch 116,5.58G,BW20M	Humidity (%RH)	66.0

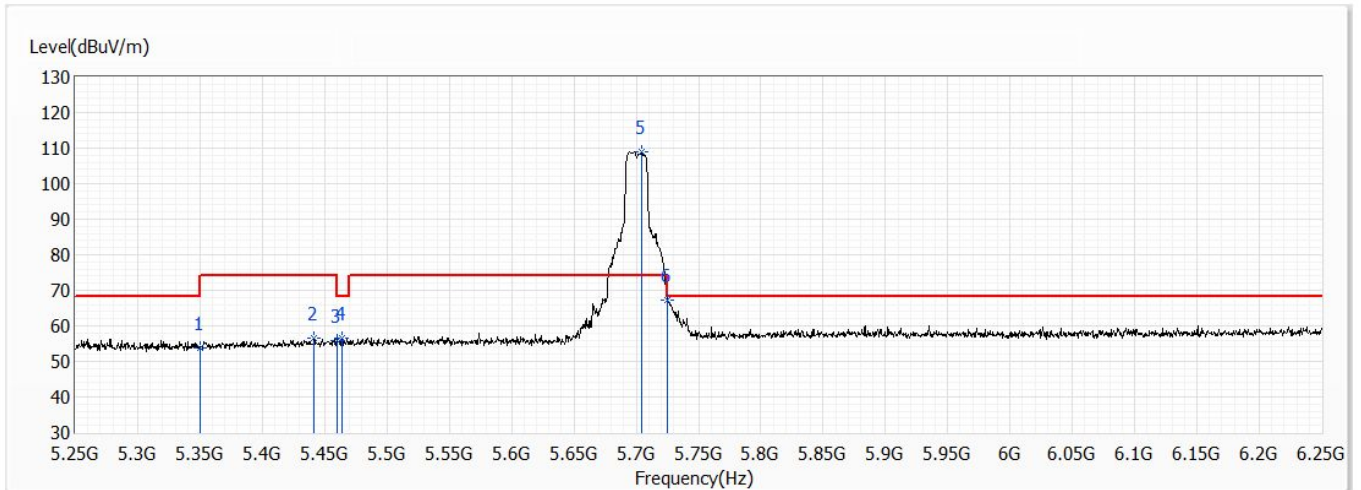


No	Frequency (MHz)	Emission Level (dBuV/m)	Limit (dBuV/m)	Margin (dB)	Reading Level (dBuV)	Correct Factor (dB)	Detector Type
1	5350.000	42.58	54.00	-11.42	18.61	23.97	AV
2	5444.500	43.82	54.00	-10.18	19.67	24.15	AV
3	5460.000	43.77	54.00	-10.23	19.59	24.18	AV
! 4	5578.000	106.66	54.00	52.66	82.16	24.50	AV

**Note:**

1. All reading above 1GHz is performed with peak and/or average measurements as necessary.
2. Emission Level = Reading Level + Correct Factor.
3. The average measurement was not performed when the peak measured data under the limit of average detection. If the readings given are average, peak measurement should also be supplied.
4. The fundamental for reference only, it's not restricted by unwanted emission limit.

Model No	LVD1	Site	CB2-H
Test Voltage	AC 120V	Test Date	2021/5/31
Test Mode	Mode 2: Transmit_Adapter_1A100-US1230	Engineer	Ling Chen
Polarity	Horizontal	Temperature (°C)	24.0
Test Condition	802.11a,Ant1,Ch 140,5.7G,BW20M	Humidity (%RH)	66.0



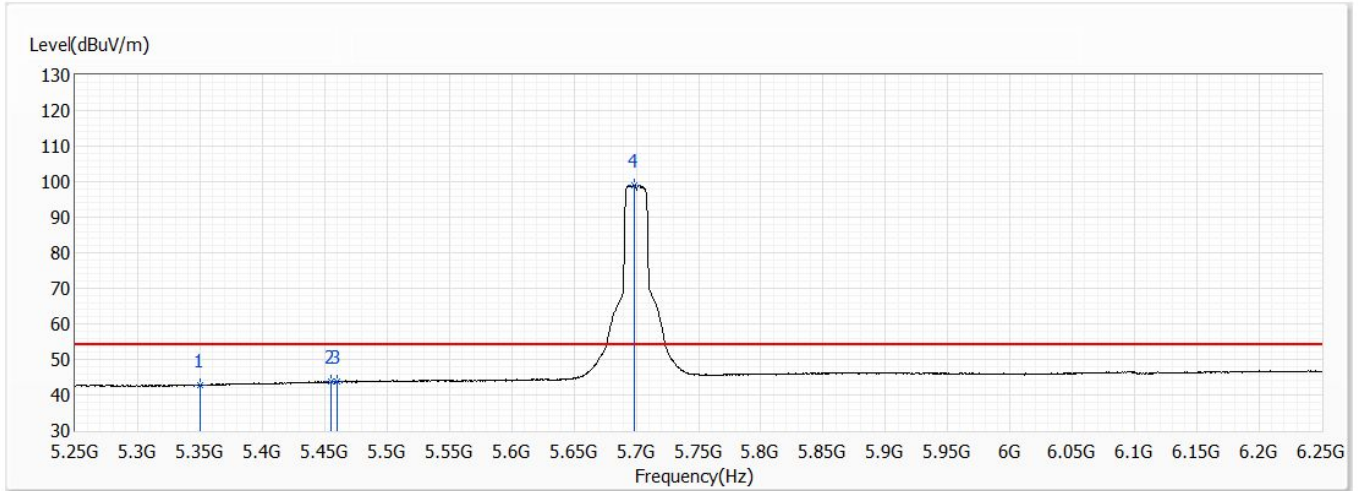
No	Frequency (MHz)	Emission Level (dBuV/m)	Limit (dBuV/m)	Margin (dB)	Reading Level (dBuV)	Correct Factor (dB)	Detector Type
1	5350.000	53.74	74.00	-20.26	29.77	23.97	PK
2	5441.500	56.67	74.00	-17.33	32.52	24.15	PK
3	5460.000	55.74	74.00	-18.26	31.56	24.18	PK
4	5463.500	56.48	68.20	-11.72	32.28	24.20	PK
! 5	5704.000	109.10	74.00	35.10	84.24	24.86	PK
6	5725.000	67.09	68.20	-1.11	42.16	24.93	PK

Note:

1. All reading above 1GHz is performed with peak and/or average measurements as necessary.
2. Emission Level = Reading Level + Correct Factor.
3. The average measurement was not performed when the peak measured data under the limit of average detection. If the readings given are average, peak measurement should also be supplied.
4. The fundamental for reference only, it's not restricted by unwanted emission limit.



Model No	LVD1	Site	CB2-H
Test Voltage	AC 120V	Test Date	2021/5/31
Test Mode	Mode 2: Transmit_Adapter_1A100-US1230	Engineer	Ling Chen
Polarity	Horizontal	Temperature (°C)	24.0
Test Condition	802.11a,Ant1,Ch 140,5.7G,BW20M	Humidity (%RH)	66.0

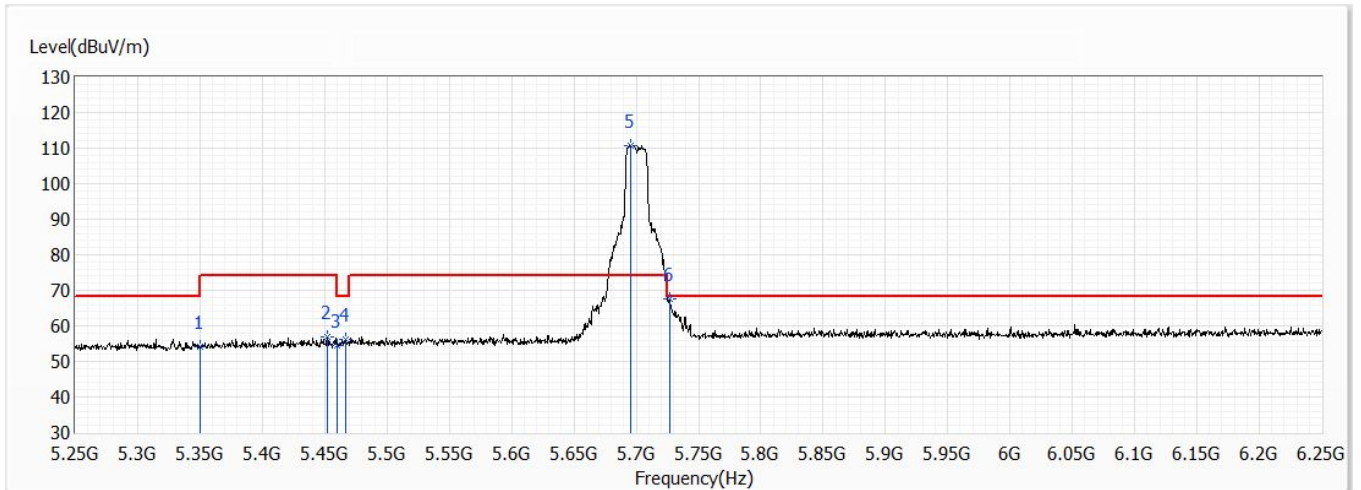


No	Frequency (MHz)	Emission Level (dBuV/m)	Limit (dBuV/m)	Margin (dB)	Reading Level (dBuV)	Correct Factor (dB)	Detector Type
1	5350.000	42.76	54.00	-11.24	18.79	23.97	AV
2	5455.000	43.63	54.00	-10.37	19.46	24.17	AV
3	5460.000	43.73	54.00	-10.27	19.55	24.18	AV
! 4	5698.500	99.02	54.00	45.02	74.17	24.85	AV

Note:

1. All reading above 1GHz is performed with peak and/or average measurements as necessary.
2. Emission Level = Reading Level + Correct Factor.
3. The average measurement was not performed when the peak measured data under the limit of average detection. If the readings given are average, peak measurement should also be supplied.
4. The fundamental for reference only, it's not restricted by unwanted emission limit.

Model No	LVD1	Site	CB2-H
Test Voltage	AC 120V	Test Date	2021/5/31
Test Mode	Mode 2: Transmit_Adapter_1A100-US1230	Engineer	Ling Chen
Polarity	Vertical	Temperature (°C)	24.0
Test Condition	802.11a,Ant1,Ch 140,5.7G,BW20M	Humidity (%RH)	66.0

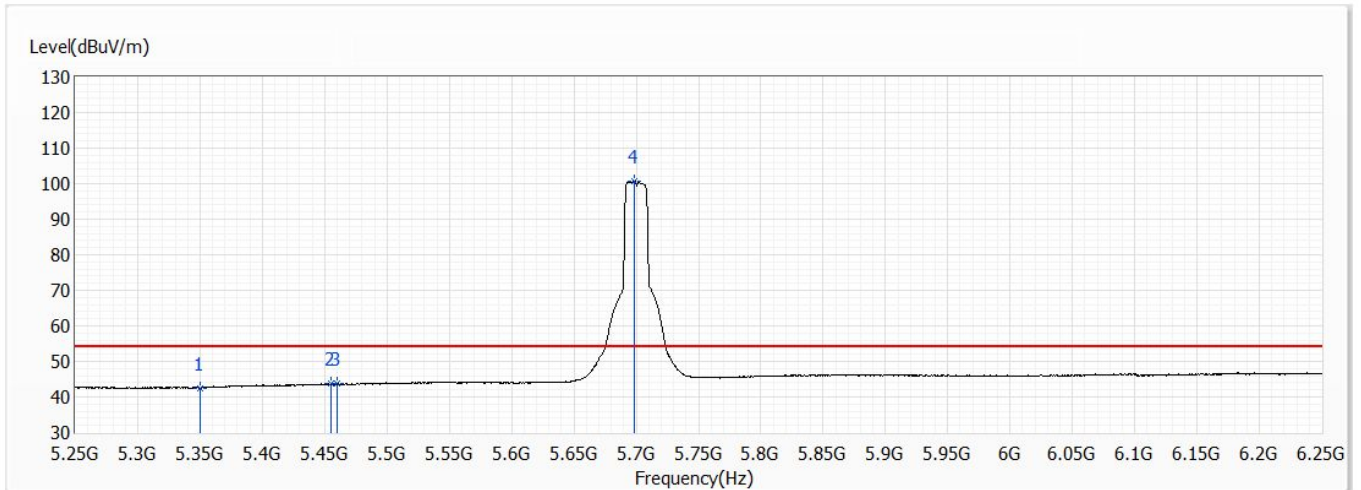


No	Frequency (MHz)	Emission Level (dBuV/m)	Limit (dBuV/m)	Margin (dB)	Reading Level (dBuV)	Correct Factor (dB)	Detector Type
1	5350.000	54.12	74.00	-19.88	30.15	23.97	PK
2	5452.000	56.91	74.00	-17.09	32.74	24.17	PK
3	5460.000	54.53	74.00	-19.47	30.35	24.18	PK
4	5467.000	56.23	68.20	-11.97	32.02	24.21	PK
! 5	5695.500	110.66	74.00	36.66	85.82	24.84	PK
6	5726.500	67.57	68.20	-0.63	42.64	24.93	PK

**Note:**

1. All reading above 1GHz is performed with peak and/or average measurements as necessary.
2. Emission Level = Reading Level + Correct Factor.
3. The average measurement was not performed when the peak measured data under the limit of average detection. If the readings given are average, peak measurement should also be supplied.
4. The fundamental for reference only, it's not restricted by unwanted emission limit.

Model No	LVD1	Site	CB2-H
Test Voltage	AC 120V	Test Date	2021/5/31
Test Mode	TX	Engineer	Ling Chen
Polarity	Vertical	Temperature (°C)	24.0
Test Condition	802.11a,Ant1,Ch 140,5.7G,BW20M	Humidity (%RH)	66.0

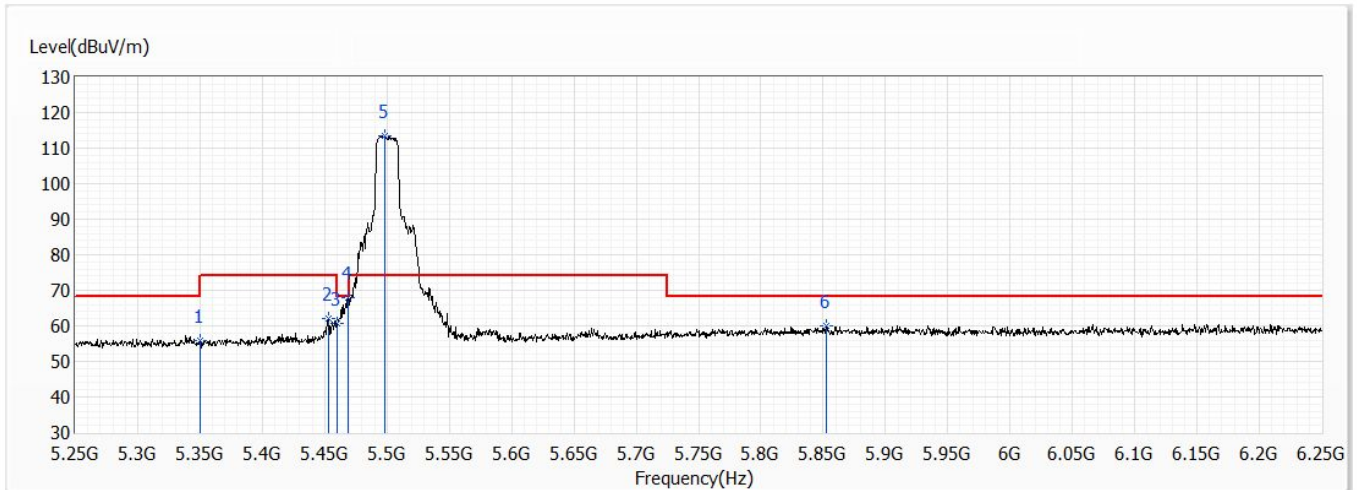


No	Frequency (MHz)	Emission Level (dBuV/m)	Limit (dBuV/m)	Margin (dB)	Reading Level (dBuV)	Correct Factor (dB)	Detector Type
1	5350.000	42.56	54.00	-11.44	18.59	23.97	AV
2	5455.500	43.68	54.00	-10.32	19.50	24.18	AV
3	5460.000	43.64	54.00	-10.36	19.46	24.18	AV
! 4	5698.500	100.67	54.00	46.67	75.82	24.85	AV

Note:

1. All reading above 1GHz is performed with peak and/or average measurements as necessary.
2. Emission Level = Reading Level + Correct Factor.
3. The average measurement was not performed when the peak measured data under the limit of average detection. If the readings given are average, peak measurement should also be supplied.
4. The fundamental for reference only, it's not restricted by unwanted emission limit.

Model No	LVD1	Site	CB2-H
Test Voltage	AC 120V/60Hz	Test Date	2021/5/11
Test Mode	Mode 2: Transmit_Adapter_1A100-US1230	Engineer	Ling Chen
Polarity	Horizontal	Temperature (°C)	24.0
Test Condition	802.11ac,Ant0+1,Ch 100,5.5G,BW20M	Humidity (%RH)	66.0

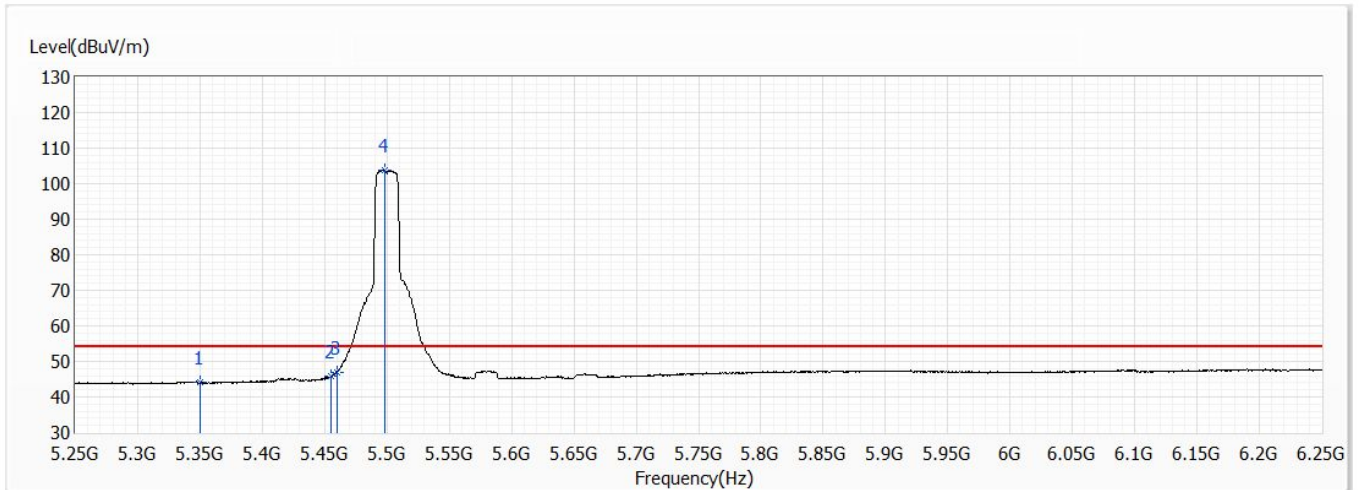


No	Frequency (MHz)	Emission Level (dBuV/m)	Limit (dBuV/m)	Margin (dB)	Reading Level (dBuV)	Correct Factor (dB)	Detector Type
1	5350.000	55.72	74.00	-18.28	30.92	24.80	PK
2	5453.500	61.98	74.00	-12.02	37.00	24.98	PK
3	5460.000	60.72	74.00	-13.28	35.73	24.99	PK
4	5468.500	67.88	68.20	-0.32	42.87	25.01	PK
! 5	5498.000	113.43	74.00	39.43	88.36	25.07	PK
6	5853.000	60.15	68.20	-8.05	34.05	26.10	PK

**Note:**

1. All reading above 1GHz is performed with peak and/or average measurements as necessary.
2. Emission Level = Reading Level + Correct Factor.
3. The average measurement was not performed when the peak measured data under the limit of average detection. If the readings given are average, peak measurement should also be supplied.
4. The fundamental for reference only, it's not restricted by unwanted emission limit.

Model No	LVD1	Site	CB2-H
Test Voltage	AC 120V/60Hz	Test Date	2021/5/11
Test Mode	Mode 2: Transmit_Adapter_1A100-US1230	Engineer	Ling Chen
Polarity	Horizontal	Temperature (°C)	24.0
Test Condition	802.11ac,Ant0+1,Ch 100,5.5G,BW20M	Humidity (%RH)	66.0

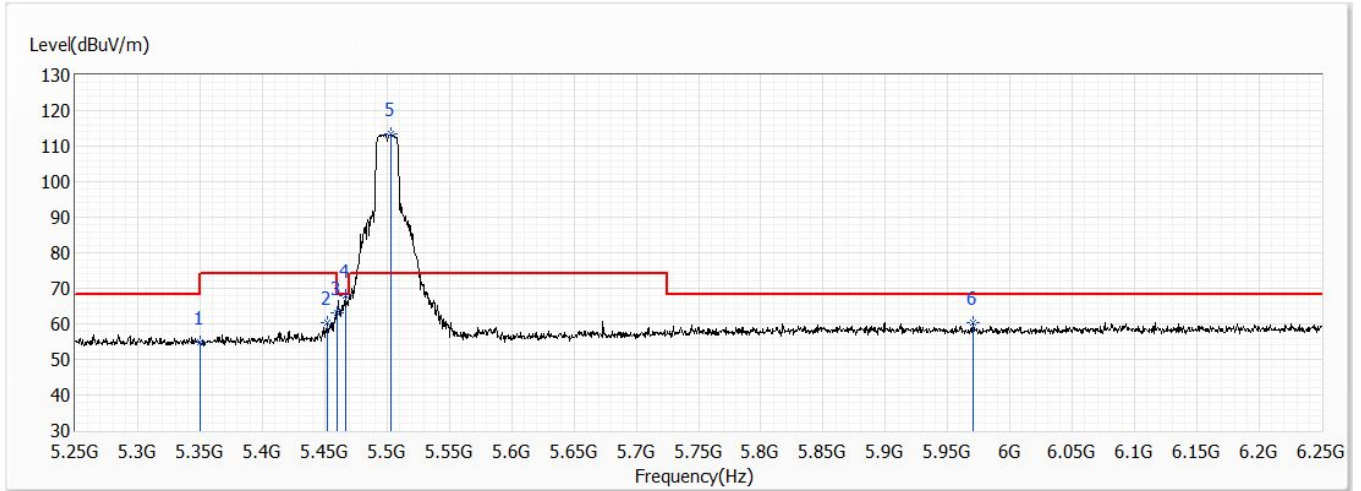


No	Frequency (MHz)	Emission Level (dBuV/m)	Limit (dBuV/m)	Margin (dB)	Reading Level (dBuV)	Correct Factor (dB)	Detector Type
1	5350.000	43.99	54.00	-10.01	19.19	24.80	AV
2	5455.000	45.77	54.00	-8.23	20.79	24.98	AV
3	5460.000	46.90	54.00	-7.10	21.91	24.99	AV
! 4	5498.500	103.93	54.00	49.93	78.86	25.07	AV

Note:

1. All reading above 1GHz is performed with peak and/or average measurements as necessary.
2. Emission Level = Reading Level + Correct Factor.
3. The average measurement was not performed when the peak measured data under the limit of average detection. If the readings given are average, peak measurement should also be supplied.
4. The fundamental for reference only, it's not restricted by unwanted emission limit.

Model No	LVD1	Site	CB2-H
Test Voltage	AC 120V/60Hz	Test Date	2021/5/11
Test Mode	Mode 2: Transmit_Adapter_1A100-US1230	Engineer	Ling Chen
Polarity	Vertical	Temperature (°C)	24.0
Test Condition	802.11ac,Ant0+1,Ch 100,5.5G,BW20M	Humidity (%RH)	66.0



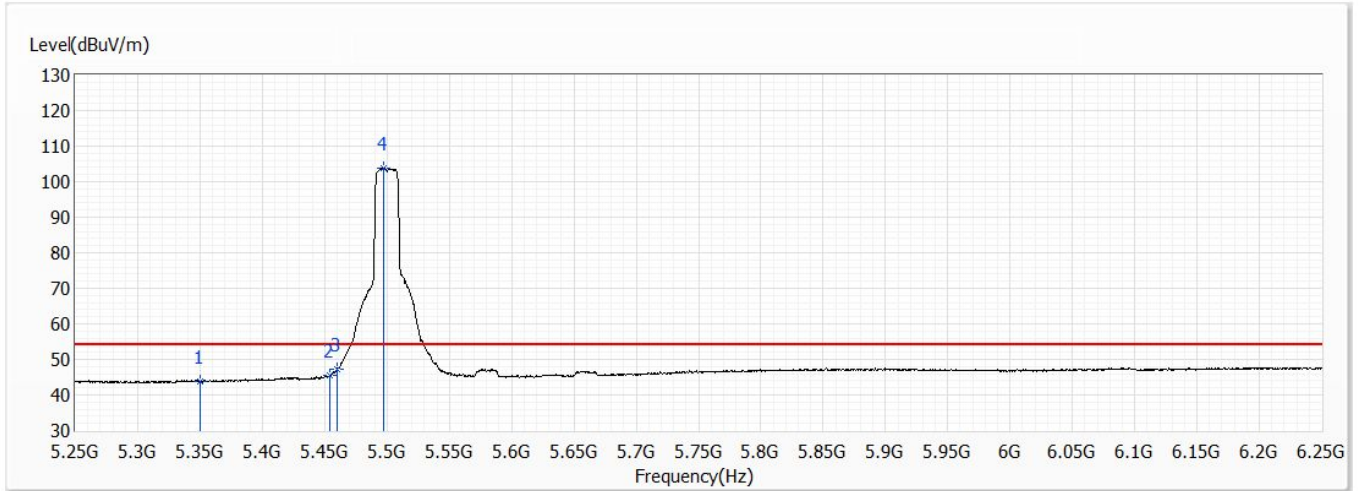
No	Frequency (MHz)	Emission Level (dBuV/m)	Limit (dBuV/m)	Margin (dB)	Reading Level (dBuV)	Correct Factor (dB)	Detector Type
1	5350.000	54.83	74.00	-19.17	30.03	24.80	PK
2	5452.500	60.41	74.00	-13.59	35.43	24.98	PK
3	5460.000	62.95	74.00	-11.05	37.96	24.99	PK
4	5466.500	67.87	68.20	-0.33	42.86	25.01	PK
! 5	5503.500	113.40	74.00	39.40	88.32	25.08	PK
6	5970.000	60.50	68.20	-7.70	34.06	26.44	PK

Note:

1. All reading above 1GHz is performed with peak and/or average measurements as necessary.
2. Emission Level = Reading Level + Correct Factor.
3. The average measurement was not performed when the peak measured data under the limit of average detection. If the readings given are average, peak measurement should also be supplied.
4. The fundamental for reference only, it's not restricted by unwanted emission limit.



Model No	LVD1	Site	CB2-H
Test Voltage	AC 120V/60Hz	Test Date	2021/5/11
Test Mode	Mode 2: Transmit_Adapter_1A100-US1230	Engineer	Ling Chen
Polarity	Vertical	Temperature (°C)	24.0
Test Condition	802.11ac,Ant0+1,Ch 100,5.5G,BW20M	Humidity (%RH)	66.0

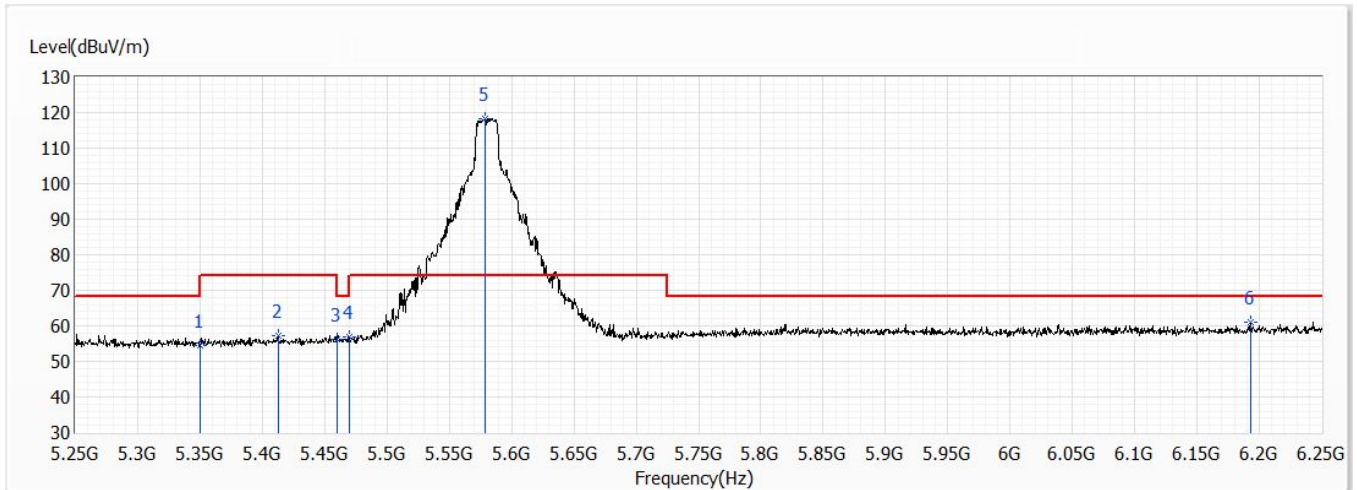


No	Frequency (MHz)	Emission Level (dBuV/m)	Limit (dBuV/m)	Margin (dB)	Reading Level (dBuV)	Correct Factor (dB)	Detector Type
1	5350.000	43.70	54.00	-10.30	18.90	24.80	AV
2	5454.000	45.48	54.00	-8.52	20.50	24.98	AV
3	5460.000	47.30	54.00	-6.70	22.31	24.99	AV
! 4	5497.000	103.88	54.00	49.88	78.81	25.07	AV

Note:

1. All reading above 1GHz is performed with peak and/or average measurements as necessary.
2. Emission Level = Reading Level + Correct Factor.
3. The average measurement was not performed when the peak measured data under the limit of average detection. If the readings given are average, peak measurement should also be supplied.
4. The fundamental for reference only, it's not restricted by unwanted emission limit.

Model No	LVD1	Site	CB2-H
Test Voltage	AC 120V/60Hz	Test Date	2021/5/11
Test Mode	Mode 2: Transmit_Adapter_1A100-US1230	Engineer	Ling Chen
Polarity	Horizontal	Temperature (°C)	24.0
Test Condition	802.11ac,Ant0+1,Ch 116,5.58G,BW20M	Humidity (%RH)	66.0

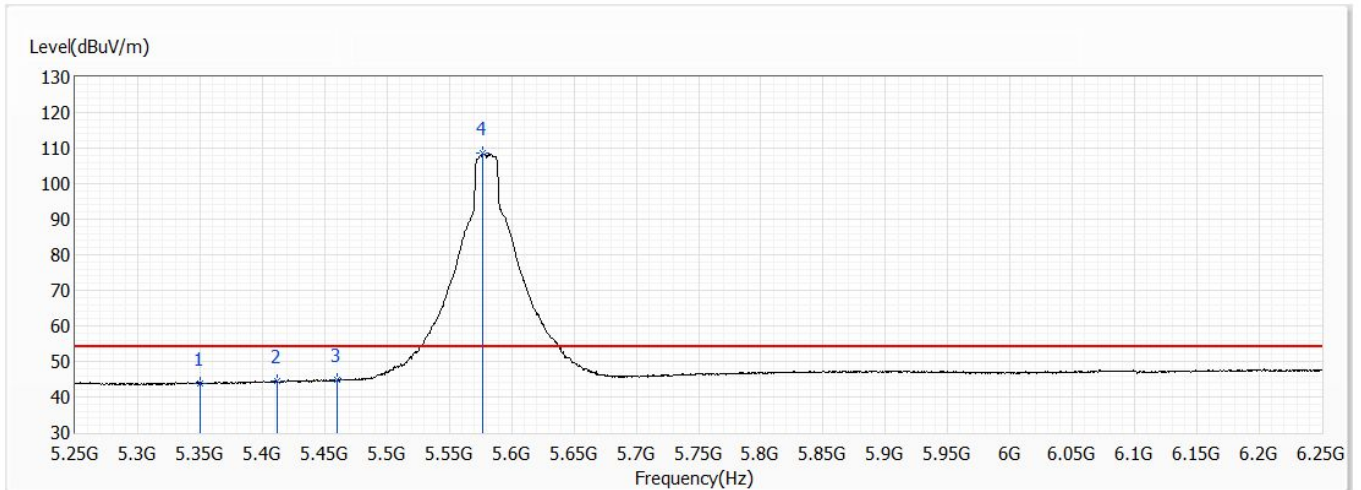


No	Frequency (MHz)	Emission Level (dBuV/m)	Limit (dBuV/m)	Margin (dB)	Reading Level (dBuV)	Correct Factor (dB)	Detector Type
1	5350.000	54.52	74.00	-19.48	29.72	24.80	PK
2	5412.500	57.18	74.00	-16.82	32.27	24.91	PK
3	5460.000	56.07	74.00	-17.93	31.08	24.99	PK
4	5469.500	56.92	68.20	-11.28	31.91	25.01	PK
! 5	5578.500	118.44	74.00	44.44	93.14	25.30	PK
6	6193.000	61.13	68.20	-7.07	33.73	27.40	PK

**Note:**

1. All reading above 1GHz is performed with peak and/or average measurements as necessary.
2. Emission Level = Reading Level + Correct Factor.
3. The average measurement was not performed when the peak measured data under the limit of average detection. If the readings given are average, peak measurement should also be supplied.
4. The fundamental for reference only, it's not restricted by unwanted emission limit.

Model No	LVD1	Site	CB2-H
Test Voltage	AC 120V/60Hz	Test Date	2021/5/11
Test Mode	Mode 2: Transmit_Adapter_1A100-US1230	Engineer	Ling Chen
Polarity	Horizontal	Temperature (°C)	24.0
Test Condition	802.11ac,Ant0+1,Ch 116,5.58G,BW20M	Humidity (%RH)	66.0

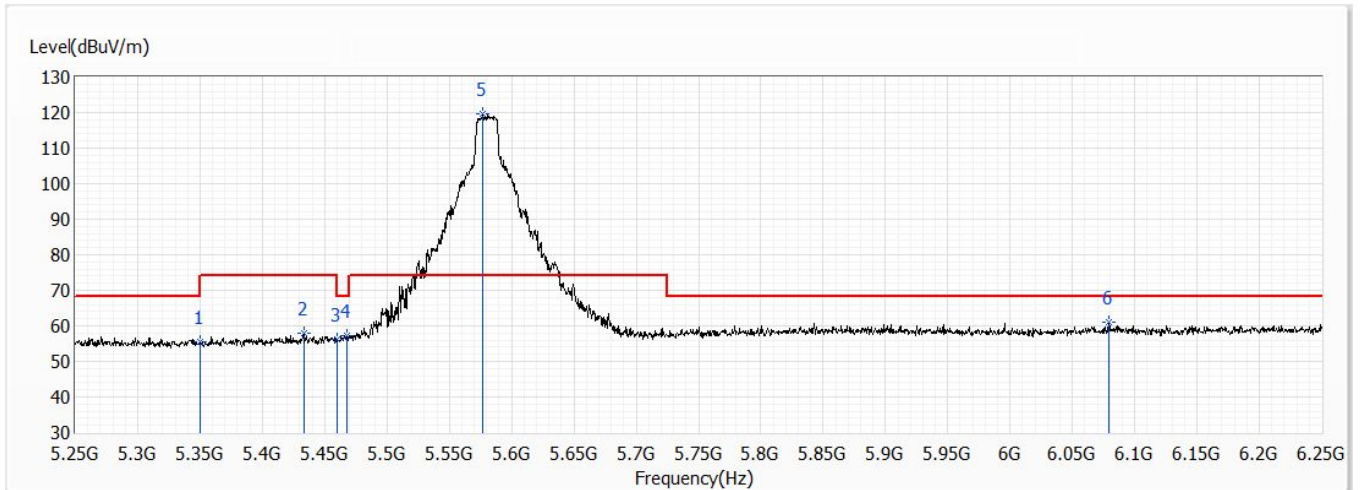


No	Frequency (MHz)	Emission Level (dBuV/m)	Limit (dBuV/m)	Margin (dB)	Reading Level (dBuV)	Correct Factor (dB)	Detector Type
1	5350.000	43.73	54.00	-10.27	18.93	24.80	AV
2	5411.500	44.53	54.00	-9.47	19.63	24.90	AV
3	5460.000	44.67	54.00	-9.33	19.68	24.99	AV
! 4	5576.500	108.58	54.00	54.58	83.28	25.30	AV

Note:

1. All reading above 1GHz is performed with peak and/or average measurements as necessary.
2. Emission Level = Reading Level + Correct Factor.
3. The average measurement was not performed when the peak measured data under the limit of average detection. If the readings given are average, peak measurement should also be supplied.
4. The fundamental for reference only, it's not restricted by unwanted emission limit.

Model No	LVD1	Site	CB2-H
Test Voltage	AC 120V/60Hz	Test Date	2021/5/11
Test Mode	Mode 2: Transmit_Adapter_1A100-US1230	Engineer	Ling Chen
Polarity	Vertical	Temperature (°C)	24.0
Test Condition	802.11ac,Ant0+1,Ch 116,5.58G,BW20M	Humidity (%RH)	66.0

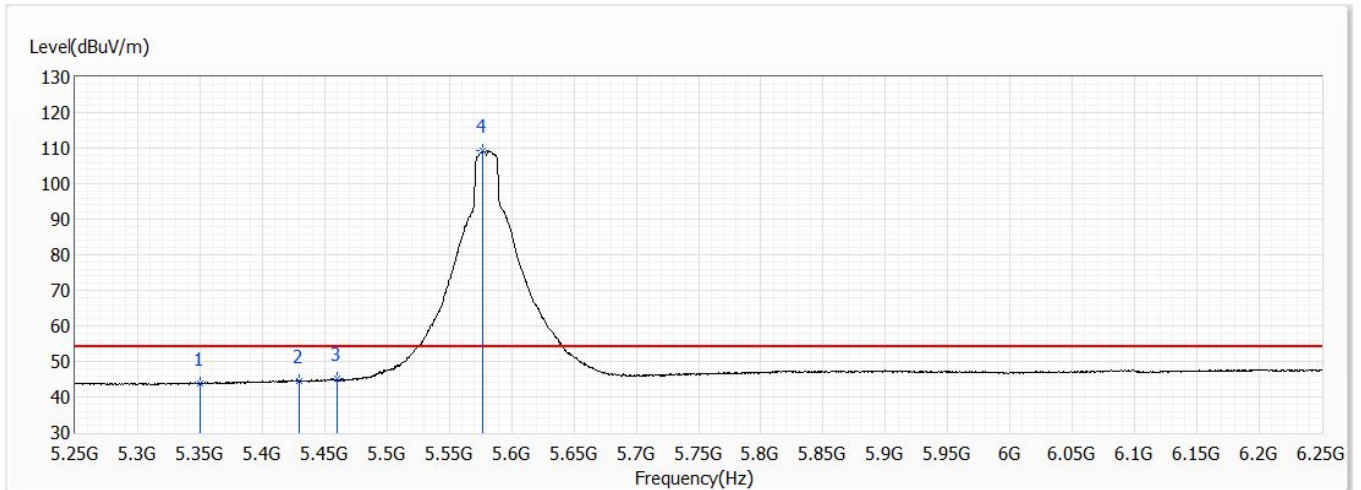


No	Frequency (MHz)	Emission Level (dBuV/m)	Limit (dBuV/m)	Margin (dB)	Reading Level (dBuV)	Correct Factor (dB)	Detector Type
1	5350.000	55.61	74.00	-18.39	30.81	24.80	PK
2	5433.500	57.94	74.00	-16.06	32.99	24.95	PK
3	5460.000	56.29	74.00	-17.71	31.30	24.99	PK
4	5468.000	57.13	68.20	-11.07	32.12	25.01	PK
! 5	5577.000	119.50	74.00	45.50	94.20	25.30	PK
6	6079.000	60.90	68.20	-7.30	34.01	26.89	PK

Note:

1. All reading above 1GHz is performed with peak and/or average measurements as necessary.
2. Emission Level = Reading Level + Correct Factor.
3. The average measurement was not performed when the peak measured data under the limit of average detection. If the readings given are average, peak measurement should also be supplied.
4. The fundamental for reference only, it's not restricted by unwanted emission limit.

Model No	LVD1	Site	CB2-H
Test Voltage	AC 120V/60Hz	Test Date	2021/5/11
Test Mode	Mode 2: Transmit_Adapter_1A100-US1230	Engineer	Ling Chen
Polarity	Vertical	Temperature (°C)	24.0
Test Condition	802.11ac,Ant0+1,Ch 116,5.58G,BW20M	Humidity (%RH)	66.0

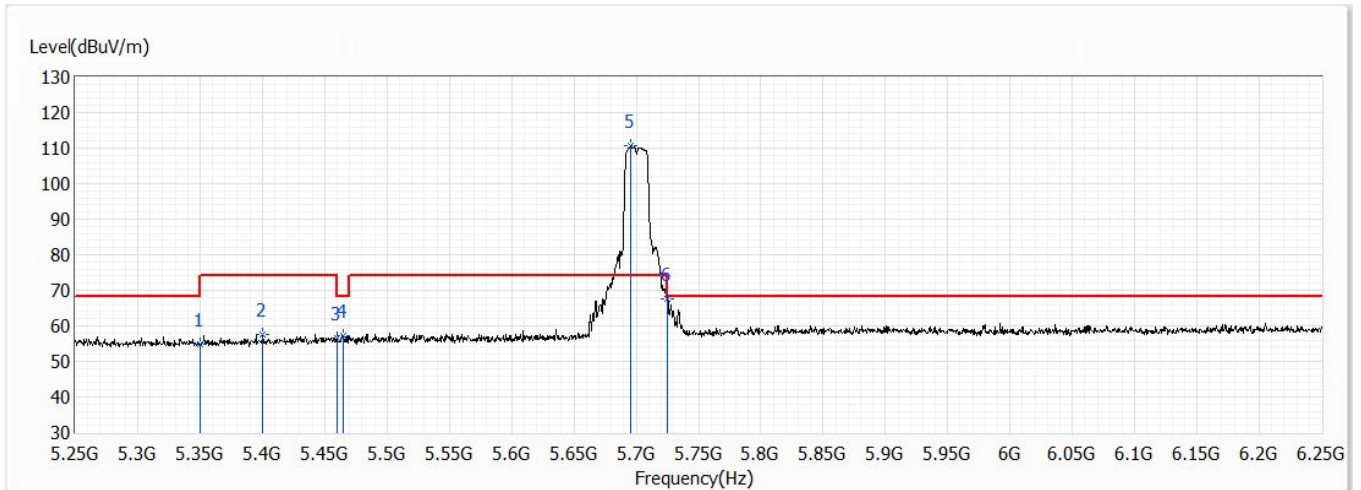


No	Frequency (MHz)	Emission Level (dBuV/m)	Limit (dBuV/m)	Margin (dB)	Reading Level (dBuV)	Correct Factor (dB)	Detector Type
1	5350.000	43.91	54.00	-10.09	19.11	24.80	AV
2	5429.500	44.52	54.00	-9.48	19.57	24.95	AV
3	5460.000	45.06	54.00	-8.94	20.07	24.99	AV
! 4	5576.500	109.16	54.00	55.16	83.86	25.30	AV

Note:

1. All reading above 1GHz is performed with peak and/or average measurements as necessary.
2. Emission Level = Reading Level + Correct Factor.
3. The average measurement was not performed when the peak measured data under the limit of average detection. If the readings given are average, peak measurement should also be supplied.
4. The fundamental for reference only, it's not restricted by unwanted emission limit.

Model No	LVD1	Site	CB2-H
Test Voltage	AC 120V/60Hz	Test Date	2021/5/11
Test Mode	Mode 2: Transmit_Adapter_1A100-US1230	Engineer	Ling Chen
Polarity	Horizontal	Temperature (°C)	24.0
Test Condition	802.11ac,Ant0+1,Ch 140,5.7G,BW20M	Humidity (%RH)	66.0



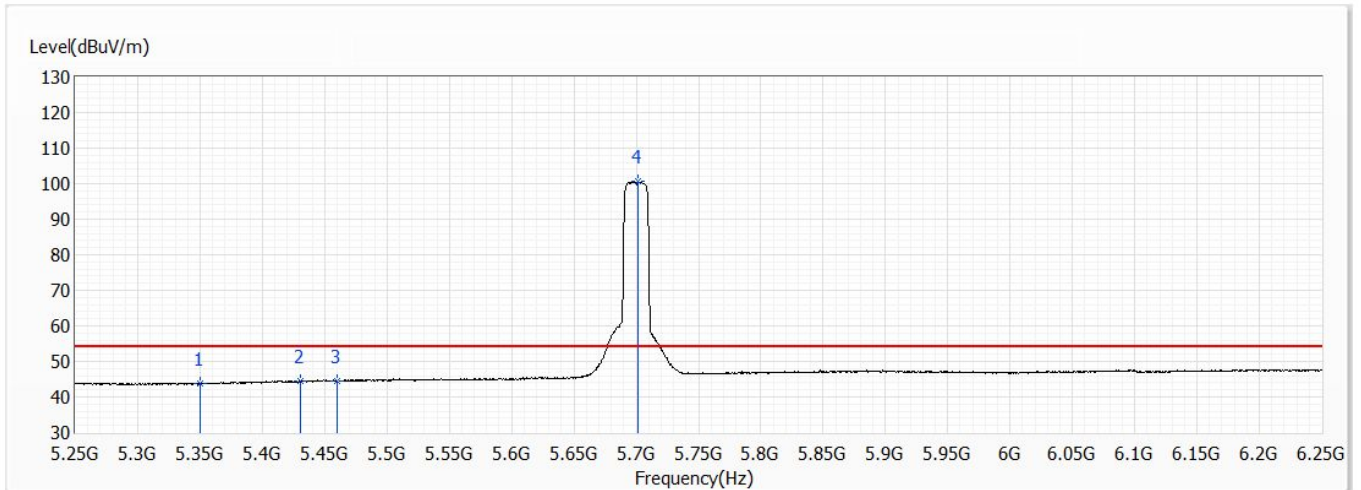
No	Frequency (MHz)	Emission Level (dBuV/m)	Limit (dBuV/m)	Margin (dB)	Reading Level (dBuV)	Correct Factor (dB)	Detector Type
1	5350.000	54.94	74.00	-19.06	30.14	24.80	PK
2	5400.500	57.45	74.00	-16.55	32.56	24.89	PK
3	5460.000	56.55	74.00	-17.45	31.56	24.99	PK
4	5465.000	57.41	68.20	-10.79	32.40	25.01	PK
! 5	5696.000	110.77	74.00	36.77	85.13	25.64	PK
6	5725.000	67.57	68.20	-0.63	41.84	25.73	PK

Note:

1. All reading above 1GHz is performed with peak and/or average measurements as necessary.
2. Emission Level = Reading Level + Correct Factor.
3. The average measurement was not performed when the peak measured data under the limit of average detection. If the readings given are average, peak measurement should also be supplied.
4. The fundamental for reference only, it's not restricted by unwanted emission limit.



Model No	LVD1	Site	CB2-H
Test Voltage	AC 120V/60Hz	Test Date	2021/5/11
Test Mode	Mode 2: Transmit_Adapter_1A100-US1230	Engineer	Ling Chen
Polarity	Horizontal	Temperature (°C)	24.0
Test Condition	802.11ac,Ant0+1,Ch 140,5.7G,BW20M	Humidity (%RH)	66.0

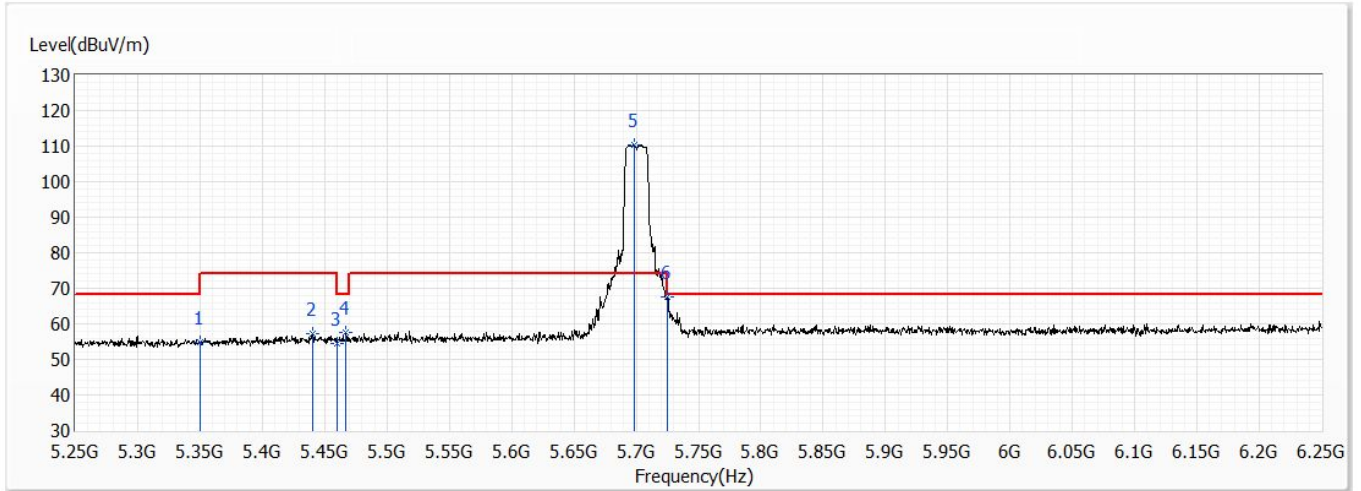


No	Frequency (MHz)	Emission Level (dBuV/m)	Limit (dBuV/m)	Margin (dB)	Reading Level (dBuV)	Correct Factor (dB)	Detector Type
1	5350.000	43.80	54.00	-10.20	19.00	24.80	AV
2	5431.000	44.59	54.00	-9.41	19.64	24.95	AV
3	5460.000	44.54	54.00	-9.46	19.55	24.99	AV
! 4	5701.500	100.70	54.00	46.70	75.05	25.65	AV

Note:

1. All reading above 1GHz is performed with peak and/or average measurements as necessary.
2. Emission Level = Reading Level + Correct Factor.
3. The average measurement was not performed when the peak measured data under the limit of average detection. If the readings given are average, peak measurement should also be supplied.
4. The fundamental for reference only, it's not restricted by unwanted emission limit.

Model No	LVD1	Site	CB2-H
Test Voltage	AC 120V/60Hz	Test Date	2021/5/11
Test Mode	Mode 2: Transmit_Adapter_1A100-US1230	Engineer	Ling Chen
Polarity	Vertical	Temperature (°C)	24.0
Test Condition	802.11ac,Ant0+1,Ch 140,5.7G,BW20M	Humidity (%RH)	66.0

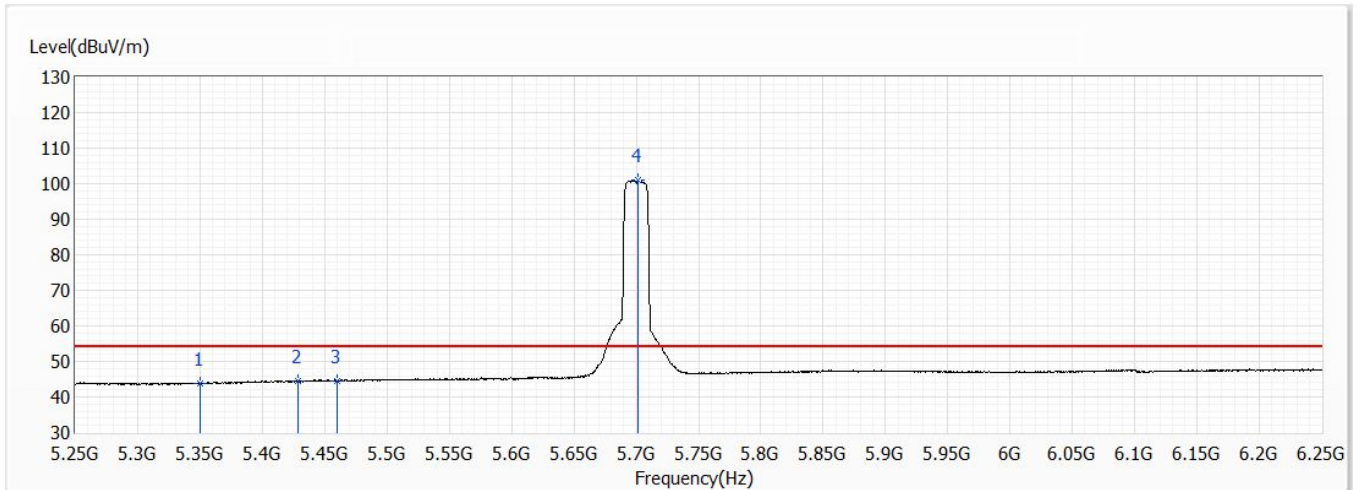


No	Frequency (MHz)	Emission Level (dBuV/m)	Limit (dBuV/m)	Margin (dB)	Reading Level (dBuV)	Correct Factor (dB)	Detector Type
1	5350.000	54.79	74.00	-19.21	29.99	24.80	PK
2	5440.000	57.25	74.00	-16.75	32.29	24.96	PK
3	5460.000	54.62	74.00	-19.38	29.63	24.99	PK
4	5467.000	57.54	68.20	-10.66	32.53	25.01	PK
! 5	5698.000	110.42	74.00	36.42	84.77	25.65	PK
6	5725.000	67.68	68.20	-0.52	41.95	25.73	PK

Note:

1. All reading above 1GHz is performed with peak and/or average measurements as necessary.
2. Emission Level = Reading Level + Correct Factor.
3. The average measurement was not performed when the peak measured data under the limit of average detection. If the readings given are average, peak measurement should also be supplied.
4. The fundamental for reference only, it's not restricted by unwanted emission limit.

Model No	LVD1	Site	CB2-H
Test Voltage	AC 120V/60Hz	Test Date	2021/5/11
Test Mode	Mode 2: Transmit_Adapter_1A100-US1230	Engineer	Ling Chen
Polarity	Vertical	Temperature (°C)	24.0
Test Condition	802.11ac,Ant0+1,Ch 140,5.7G,BW20M	Humidity (%RH)	66.0

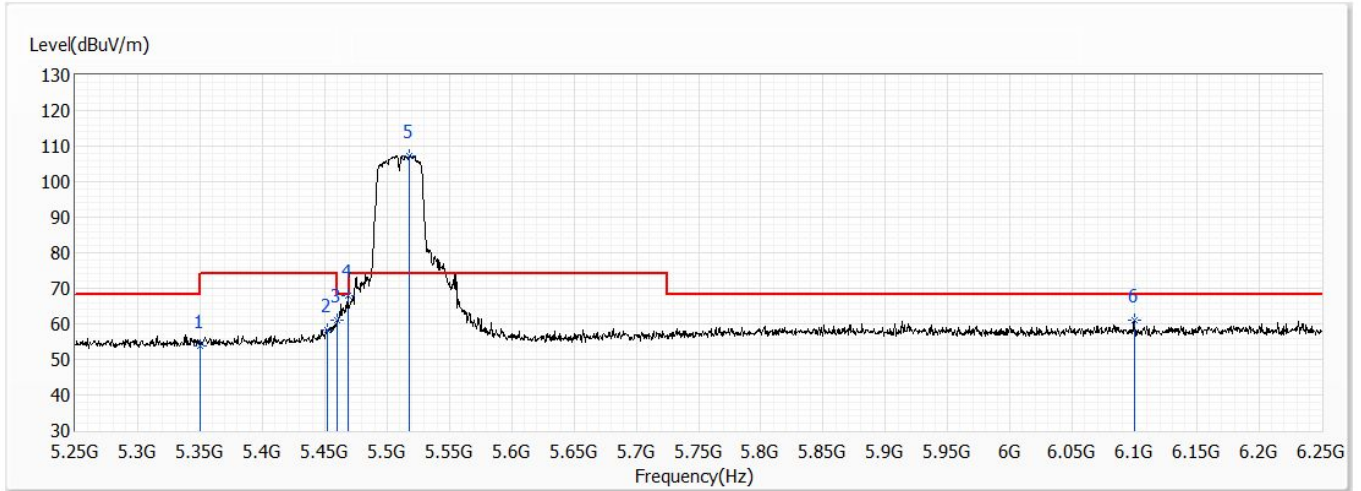


No	Frequency (MHz)	Emission Level (dBuV/m)	Limit (dBuV/m)	Margin (dB)	Reading Level (dBuV)	Correct Factor (dB)	Detector Type
1	5350.000	43.63	54.00	-10.37	18.83	24.80	AV
2	5429.000	44.50	54.00	-9.50	19.55	24.95	AV
3	5460.000	44.62	54.00	-9.38	19.63	24.99	AV
! 4	5701.500	100.96	54.00	46.96	75.31	25.65	AV

Note:

1. All reading above 1GHz is performed with peak and/or average measurements as necessary.
2. Emission Level = Reading Level + Correct Factor.
3. The average measurement was not performed when the peak measured data under the limit of average detection. If the readings given are average, peak measurement should also be supplied.
4. The fundamental for reference only, it's not restricted by unwanted emission limit.

Model No	LVD1	Site	CB2-H
Test Voltage	AC 120V/60Hz	Test Date	2021/5/11
Test Mode	Mode 2: Transmit_Adapter_1A100-US1230	Engineer	Ling Chen
Polarity	Horizontal	Temperature (°C)	24.0
Test Condition	802.11ac,Ant0+1,Ch 102,5.51G,BW40M	Humidity (%RH)	66.0

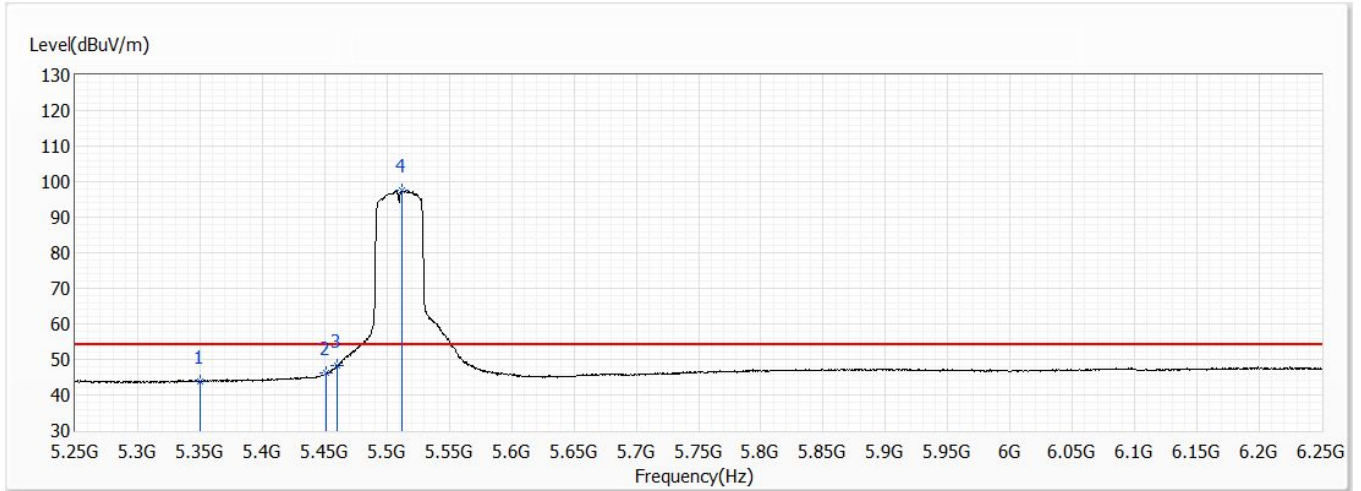


No	Frequency (MHz)	Emission Level (dBuV/m)	Limit (dBuV/m)	Margin (dB)	Reading Level (dBuV)	Correct Factor (dB)	Detector Type
1	5350.000	53.74	74.00	-20.26	28.94	24.80	PK
2	5452.000	58.35	74.00	-15.65	33.37	24.98	PK
3	5460.000	61.01	74.00	-12.99	36.02	24.99	PK
4	5468.500	67.97	68.20	-0.23	42.96	25.01	PK
! 5	5518.000	107.32	74.00	33.32	82.20	25.12	PK
6	6099.500	60.91	68.20	-7.29	33.93	26.98	PK

Note:

1. All reading above 1GHz is performed with peak and/or average measurements as necessary.
2. Emission Level = Reading Level + Correct Factor.
3. The average measurement was not performed when the peak measured data under the limit of average detection. If the readings given are average, peak measurement should also be supplied.
4. The fundamental for reference only, it's not restricted by unwanted emission limit.

Model No	LVD1	Site	CB2-H
Test Voltage	AC 120V/60Hz	Test Date	2021/5/11
Test Mode	Mode 2: Transmit_Adapter_1A100-US1230	Engineer	Ling Chen
Polarity	Horizontal	Temperature (°C)	24.0
Test Condition	802.11ac,Ant0+1,Ch 102,5.51G,BW40M	Humidity (%RH)	66.0

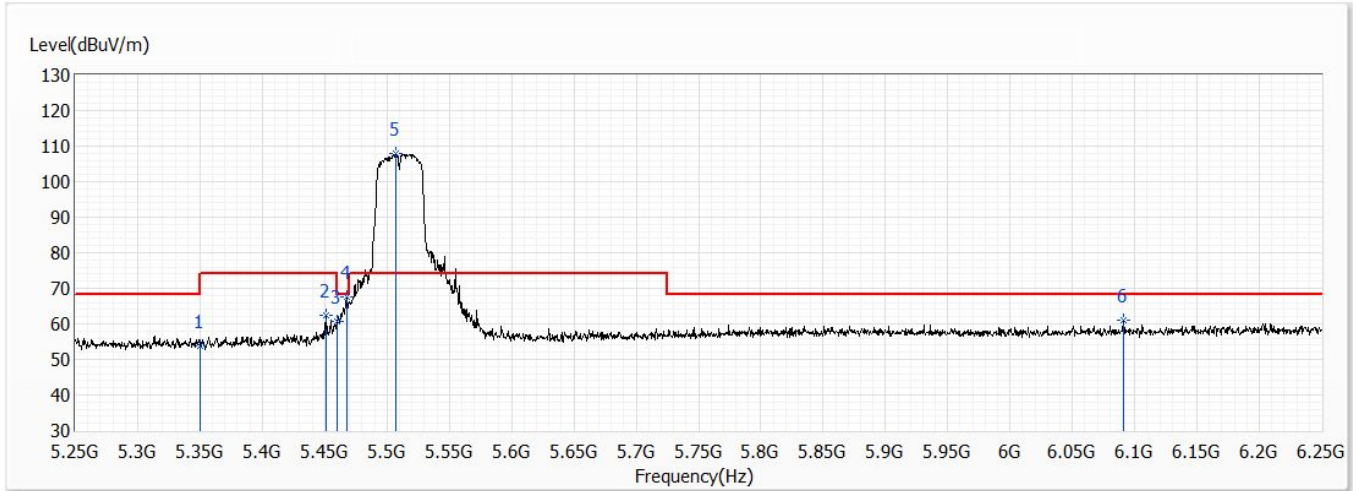


No	Frequency (MHz)	Emission Level (dBuV/m)	Limit (dBuV/m)	Margin (dB)	Reading Level (dBuV)	Correct Factor (dB)	Detector Type
1	5350.000	43.95	54.00	-10.05	19.15	24.80	AV
2	5451.500	46.30	54.00	-7.70	21.32	24.98	AV
3	5460.000	48.43	54.00	-5.57	23.44	24.99	AV
! 4	5512.500	97.46	54.00	43.46	72.36	25.10	AV

Note:

1. All reading above 1GHz is performed with peak and/or average measurements as necessary.
2. Emission Level = Reading Level + Correct Factor.
3. The average measurement was not performed when the peak measured data under the limit of average detection. If the readings given are average, peak measurement should also be supplied.
4. The fundamental for reference only, it's not restricted by unwanted emission limit.

Model No	LVD1	Site	CB2-H
Test Voltage	AC 120V/60Hz	Test Date	2021/5/11
Test Mode	Mode 2: Transmit_Adapter_1A100-US1230	Engineer	Ling Chen
Polarity	Vertical	Temperature (°C)	24.0
Test Condition	802.11ac,Ant0+1,Ch 102,5.51G,BW40M	Humidity (%RH)	66.0



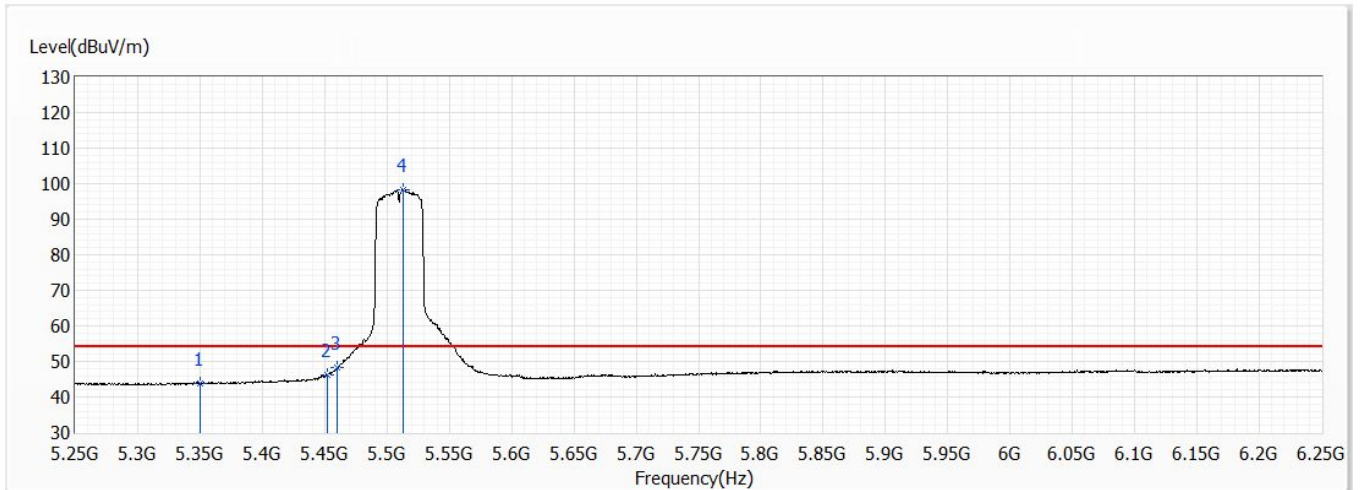
No	Frequency (MHz)	Emission Level (dBuV/m)	Limit (dBuV/m)	Margin (dB)	Reading Level (dBuV)	Correct Factor (dB)	Detector Type
1	5350.000	53.87	74.00	-20.13	29.07	24.80	PK
2	5451.000	62.30	74.00	-11.70	37.32	24.98	PK
3	5460.000	60.77	74.00	-13.23	35.78	24.99	PK
4	5467.500	67.51	68.20	-0.69	42.50	25.01	PK
! 5	5507.500	107.83	74.00	33.83	82.75	25.08	PK
6	6091.000	60.95	68.20	-7.25	34.01	26.94	PK

**Note:**

1. All reading above 1GHz is performed with peak and/or average measurements as necessary.
2. Emission Level = Reading Level + Correct Factor.
3. The average measurement was not performed when the peak measured data under the limit of average detection. If the readings given are average, peak measurement should also be supplied.
4. The fundamental for reference only, it's not restricted by unwanted emission limit.



Model No	LVD1	Site	CB2-H
Test Voltage	AC 120V/60Hz	Test Date	2021/5/11
Test Mode	Mode 2: Transmit_Adapter_1A100-US1230	Engineer	Ling Chen
Polarity	Vertical	Temperature (°C)	24.0
Test Condition	802.11ac,Ant0+1,Ch 102,5.51G,BW40M	Humidity (%RH)	66.0

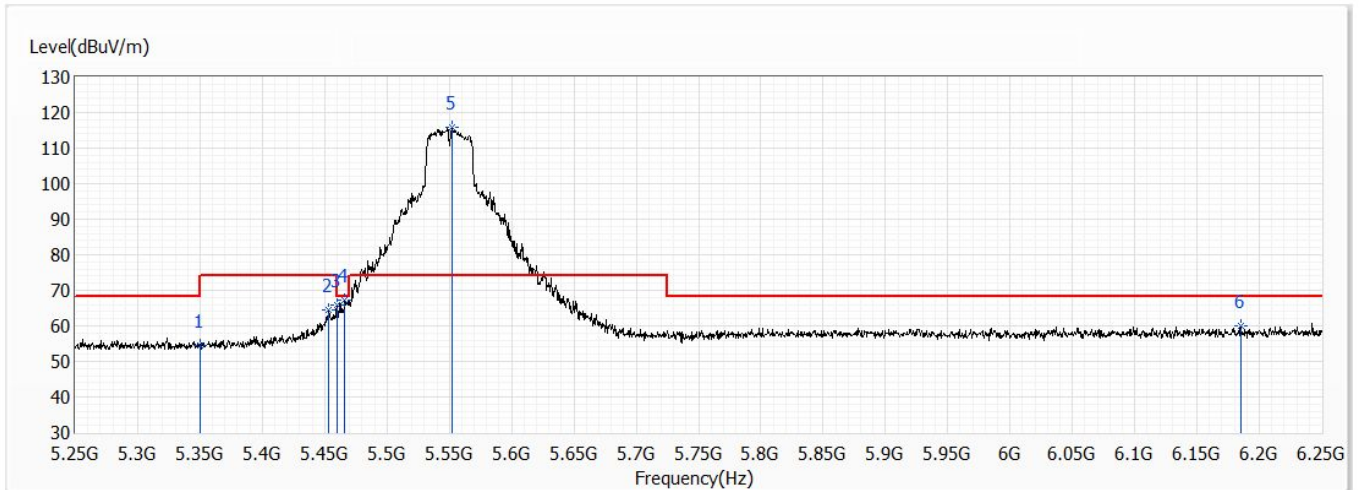


No	Frequency (MHz)	Emission Level (dBuV/m)	Limit (dBuV/m)	Margin (dB)	Reading Level (dBuV)	Correct Factor (dB)	Detector Type
1	5350.000	43.91	54.00	-10.09	19.11	24.80	AV
2	5452.000	46.27	54.00	-7.73	21.29	24.98	AV
3	5460.000	48.36	54.00	-5.64	23.37	24.99	AV
! 4	5513.000	98.14	54.00	44.14	73.04	25.10	AV

Note:

1. All reading above 1GHz is performed with peak and/or average measurements as necessary.
2. Emission Level = Reading Level + Correct Factor.
3. The average measurement was not performed when the peak measured data under the limit of average detection. If the readings given are average, peak measurement should also be supplied.
4. The fundamental for reference only, it's not restricted by unwanted emission limit.

Model No	LVD1	Site	CB2-H
Test Voltage	AC 120V/60Hz	Test Date	2021/5/11
Test Mode	Mode 2: Transmit_Adapter_1A100-US1230	Engineer	Ling Chen
Polarity	Horizontal	Temperature (°C)	24.0
Test Condition	802.11ac,Ant0+1,Ch 110,5.55G,BW40M	Humidity (%RH)	66.0

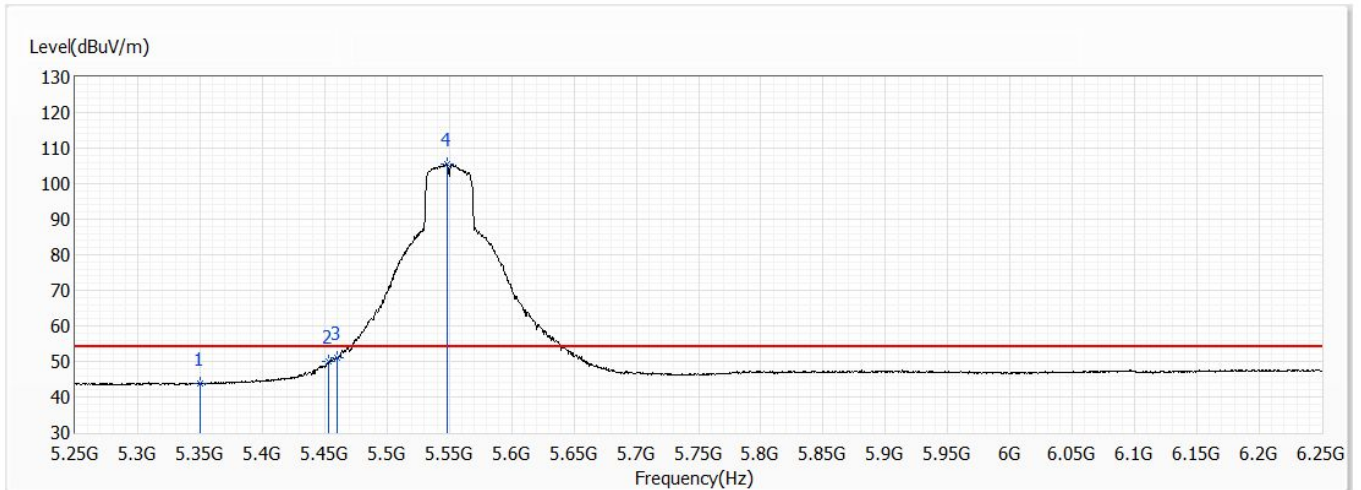


No	Frequency (MHz)	Emission Level (dBuV/m)	Limit (dBuV/m)	Margin (dB)	Reading Level (dBuV)	Correct Factor (dB)	Detector Type
1	5350.000	54.51	74.00	-19.49	29.71	24.80	PK
2	5453.500	64.41	74.00	-9.59	39.43	24.98	PK
3	5460.000	65.69	74.00	-8.31	40.70	24.99	PK
4	5466.000	67.36	68.20	-0.84	42.35	25.01	PK
! 5	5552.500	115.99	74.00	41.99	90.78	25.21	PK
6	6185.000	59.95	68.20	-8.25	32.58	27.37	PK

Note:

1. All reading above 1GHz is performed with peak and/or average measurements as necessary.
2. Emission Level = Reading Level + Correct Factor.
3. The average measurement was not performed when the peak measured data under the limit of average detection. If the readings given are average, peak measurement should also be supplied.
4. The fundamental for reference only, it's not restricted by unwanted emission limit.

Model No	LVD1	Site	CB2-H
Test Voltage	AC 120V/60Hz	Test Date	2021/5/11
Test Mode	Mode 2: Transmit_Adapter_1A100-US1230	Engineer	Ling Chen
Polarity	Horizontal	Temperature (°C)	24.0
Test Condition	802.11ac,Ant0+1,Ch 110,5.55G,BW40M	Humidity (%RH)	66.0

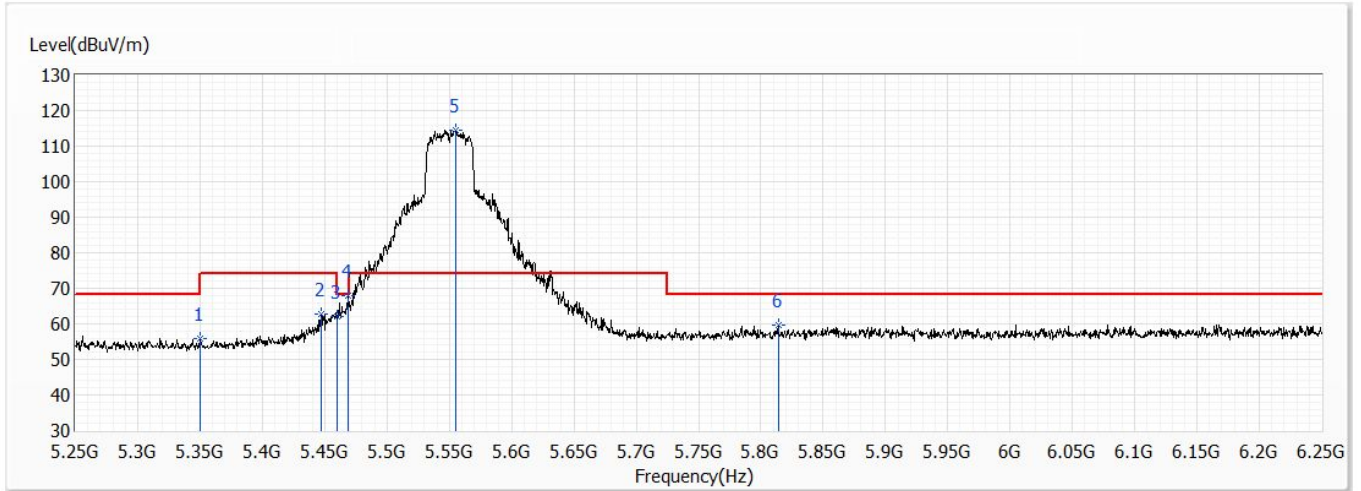


No	Frequency (MHz)	Emission Level (dBuV/m)	Limit (dBuV/m)	Margin (dB)	Reading Level (dBuV)	Correct Factor (dB)	Detector Type
1	5350.000	43.94	54.00	-10.06	19.14	24.80	AV
2	5453.500	49.97	54.00	-4.03	24.99	24.98	AV
3	5460.000	51.18	54.00	-2.82	26.19	24.99	AV
! 4	5548.000	105.47	54.00	51.47	80.26	25.21	AV

**Note:**

1. All reading above 1GHz is performed with peak and/or average measurements as necessary.
2. Emission Level = Reading Level + Correct Factor.
3. The average measurement was not performed when the peak measured data under the limit of average detection. If the readings given are average, peak measurement should also be supplied.
4. The fundamental for reference only, it's not restricted by unwanted emission limit.

Model No	LVD1	Site	CB2-H
Test Voltage	AC 120V/60Hz	Test Date	2021/5/11
Test Mode	Mode 2: Transmit_Adapter_1A100-US1230	Engineer	Ling Chen
Polarity	Vertical	Temperature (°C)	24.0
Test Condition	802.11ac,Ant0+1,Ch 110,5.55G,BW40M	Humidity (%RH)	66.0

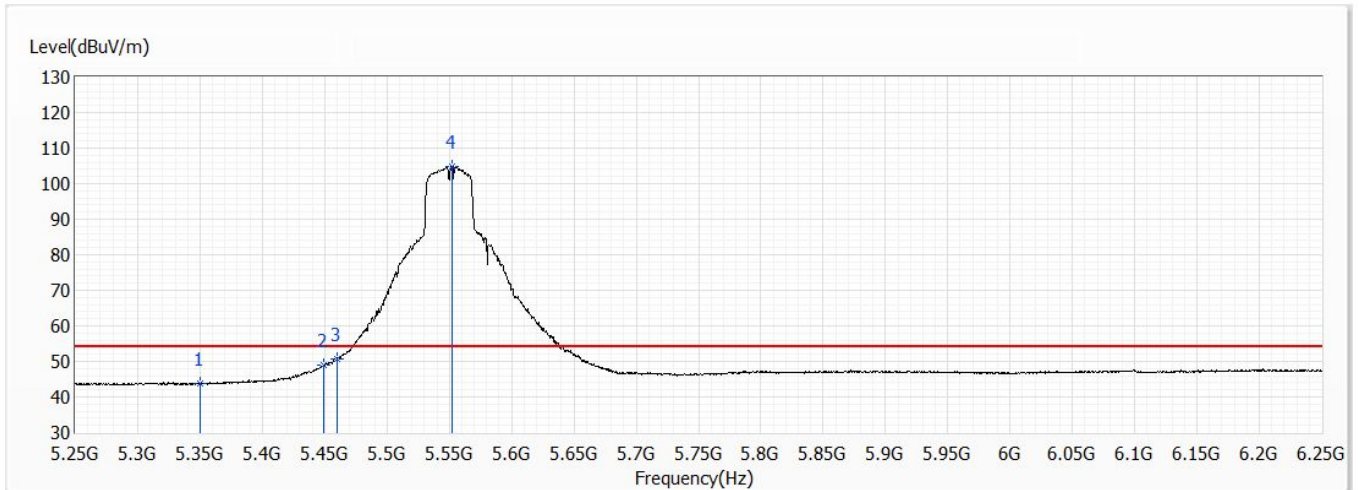


No	Frequency (MHz)	Emission Level (dBuV/m)	Limit (dBuV/m)	Margin (dB)	Reading Level (dBuV)	Correct Factor (dB)	Detector Type
1	5350.000	55.72	74.00	-18.28	30.92	24.80	PK
2	5447.500	62.66	74.00	-11.34	37.68	24.98	PK
3	5460.000	62.01	74.00	-11.99	37.02	24.99	PK
4	5468.500	67.96	68.20	-0.24	42.95	25.01	PK
! 5	5555.000	114.52	74.00	40.52	89.29	25.23	PK
6	5814.000	59.80	68.20	-8.40	33.81	25.99	PK

Note:

1. All reading above 1GHz is performed with peak and/or average measurements as necessary.
2. Emission Level = Reading Level + Correct Factor.
3. The average measurement was not performed when the peak measured data under the limit of average detection. If the readings given are average, peak measurement should also be supplied.
4. The fundamental for reference only, it's not restricted by unwanted emission limit.

Model No	LVD1	Site	CB2-H
Test Voltage	AC 120V/60Hz	Test Date	2021/5/11
Test Mode	Mode 2: Transmit_Adapter_1A100-US1230	Engineer	Ling Chen
Polarity	Vertical	Temperature (°C)	24.0
Test Condition	802.11ac,Ant0+1,Ch 110,5.55G,BW40M	Humidity (%RH)	66.0

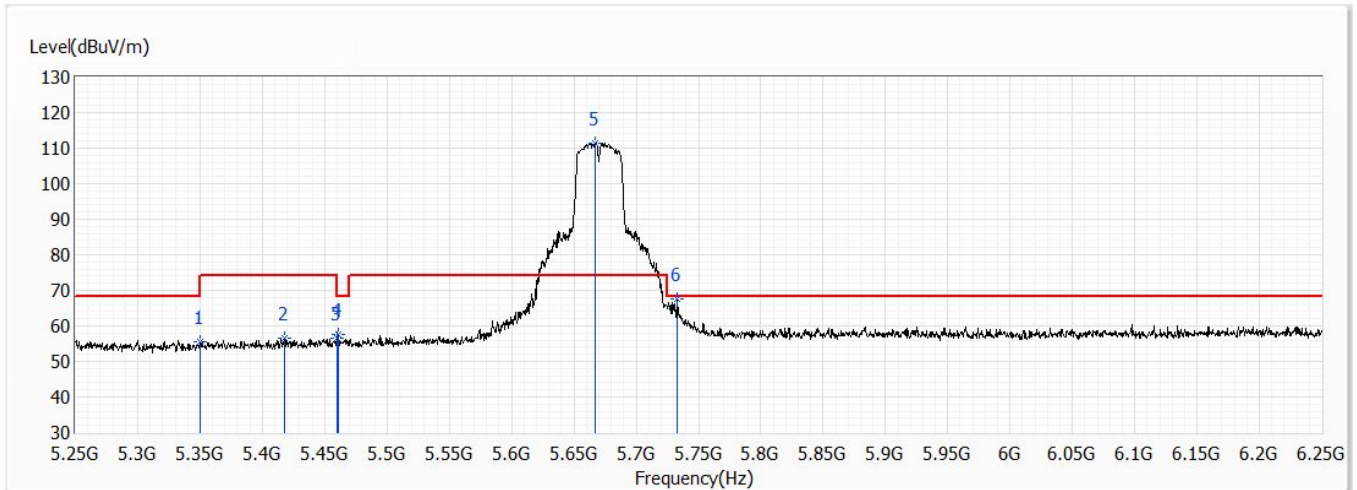


No	Frequency (MHz)	Emission Level (dBuV/m)	Limit (dBuV/m)	Margin (dB)	Reading Level (dBuV)	Correct Factor (dB)	Detector Type
1	5350.000	43.70	54.00	-10.30	18.90	24.80	AV
2	5449.000	49.05	54.00	-4.95	24.07	24.98	AV
3	5460.000	50.74	54.00	-3.26	25.75	24.99	AV
! 4	5552.000	104.85	54.00	50.85	79.64	25.21	AV

Note:

1. All reading above 1GHz is performed with peak and/or average measurements as necessary.
2. Emission Level = Reading Level + Correct Factor.
3. The average measurement was not performed when the peak measured data under the limit of average detection. If the readings given are average, peak measurement should also be supplied.
4. The fundamental for reference only, it's not restricted by unwanted emission limit.

Model No	LVD1	Site	CB2-H
Test Voltage	AC 120V/60Hz	Test Date	2021/5/11
Test Mode	Mode 2: Transmit_Adapter_1A100-US1230	Engineer	Ling Chen
Polarity	Horizontal	Temperature (°C)	24.0
Test Condition	802.11ac,Ant0+1,Ch 134,5.67G,BW40M	Humidity (%RH)	66.0



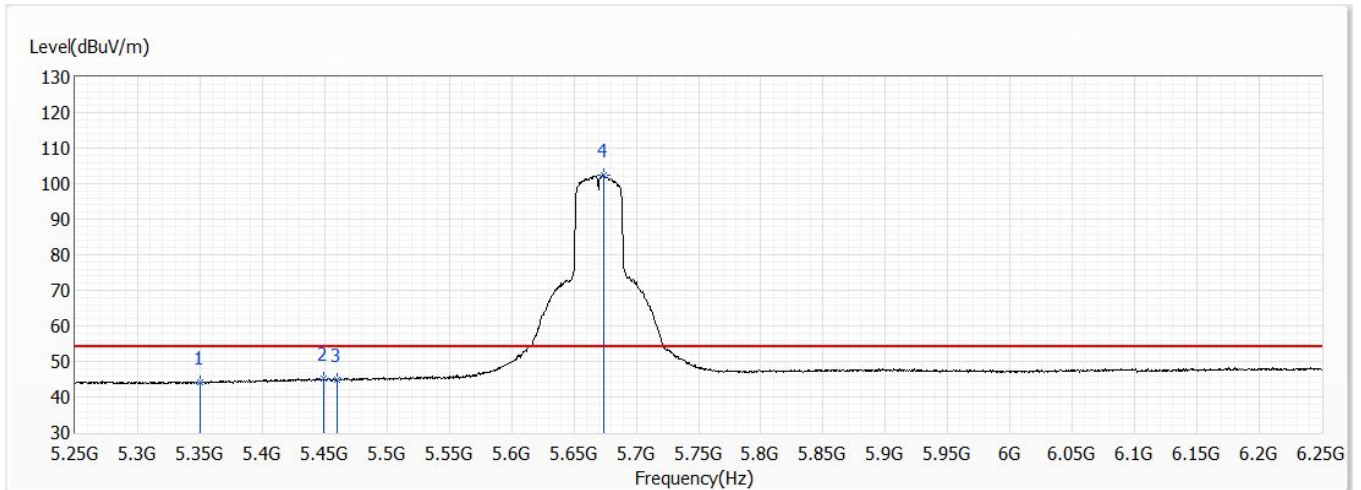
No	Frequency (MHz)	Emission Level (dBuV/m)	Limit (dBuV/m)	Margin (dB)	Reading Level (dBuV)	Correct Factor (dB)	Detector Type
1	5350.000	55.51	74.00	-18.49	30.71	24.80	PK
2	5418.000	56.69	74.00	-17.31	31.77	24.92	PK
3	5460.000	56.39	74.00	-17.61	31.40	24.99	PK
4	5461.000	57.72	68.20	-10.48	32.73	24.99	PK
! 5	5667.000	111.47	74.00	37.47	85.92	25.55	PK
6	5733.000	67.63	68.20	-0.57	41.88	25.75	PK

Note:

1. All reading above 1GHz is performed with peak and/or average measurements as necessary.
2. Emission Level = Reading Level + Correct Factor.
3. The average measurement was not performed when the peak measured data under the limit of average detection. If the readings given are average, peak measurement should also be supplied.
4. The fundamental for reference only, it's not restricted by unwanted emission limit.



Model No	LVD1	Site	CB2-H
Test Voltage	AC 120V/60Hz	Test Date	2021/5/11
Test Mode	Mode 2: Transmit_Adapter_1A100-US1230	Engineer	Ling Chen
Polarity	Horizontal	Temperature (°C)	24.0
Test Condition	802.11ac,Ant0+1,Ch 134,5.67G,BW40M	Humidity (%RH)	66.0

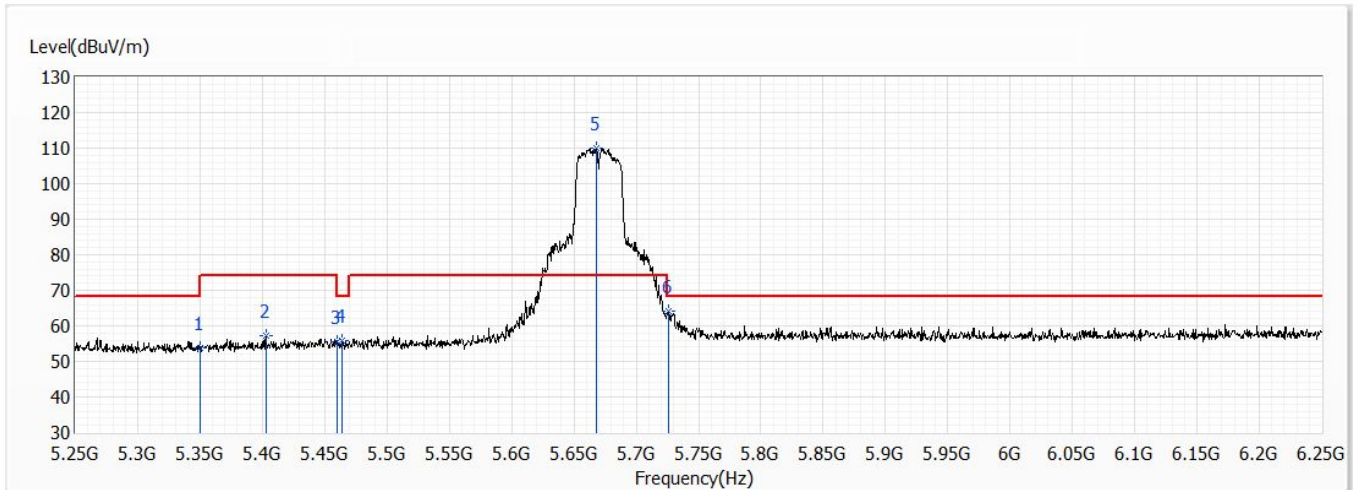


No	Frequency (MHz)	Emission Level (dBuV/m)	Limit (dBuV/m)	Margin (dB)	Reading Level (dBuV)	Correct Factor (dB)	Detector Type
1	5350.000	44.13	54.00	-9.87	19.33	24.80	AV
2	5449.500	45.04	54.00	-8.96	20.06	24.98	AV
3	5460.000	44.74	54.00	-9.26	19.75	24.99	AV
! 4	5673.500	102.47	54.00	48.47	76.90	25.57	AV

Note:

1. All reading above 1GHz is performed with peak and/or average measurements as necessary.
2. Emission Level = Reading Level + Correct Factor.
3. The average measurement was not performed when the peak measured data under the limit of average detection. If the readings given are average, peak measurement should also be supplied.
4. The fundamental for reference only, it's not restricted by unwanted emission limit.

Model No	LVD1	Site	CB2-H
Test Voltage	AC 120V/60Hz	Test Date	2021/5/11
Test Mode	Mode 2: Transmit_Adapter_1A100-US1230	Engineer	Ling Chen
Polarity	Vertical	Temperature (°C)	24.0
Test Condition	802.11ac,Ant0+1,Ch 134,5.67G,BW40M	Humidity (%RH)	66.0

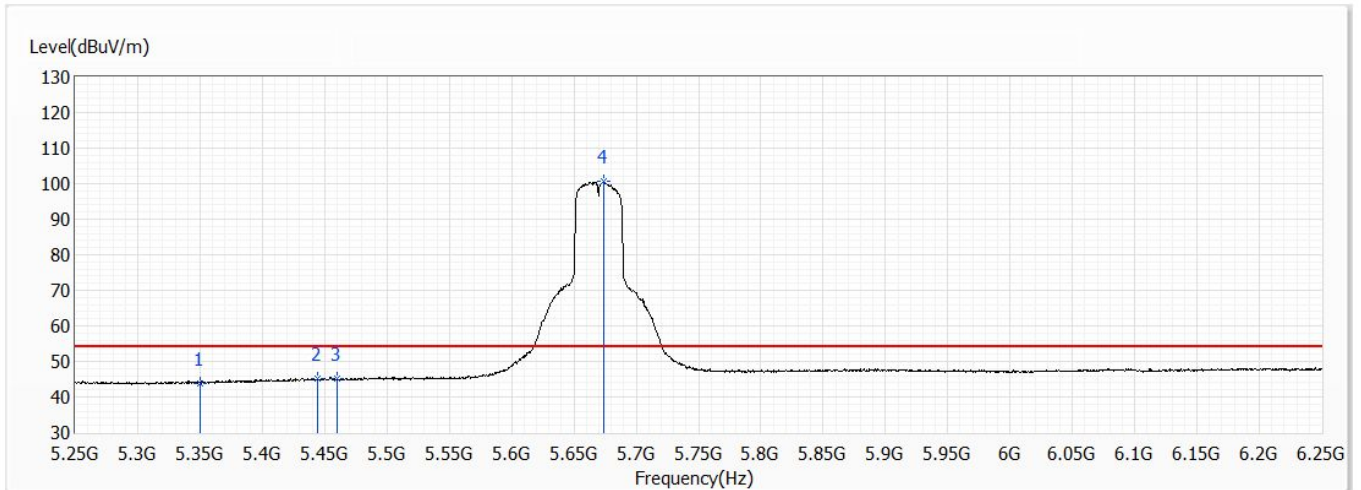


No	Frequency (MHz)	Emission Level (dBuV/m)	Limit (dBuV/m)	Margin (dB)	Reading Level (dBuV)	Correct Factor (dB)	Detector Type
1	5350.000	53.84	74.00	-20.16	29.04	24.80	PK
2	5403.000	57.35	74.00	-16.65	32.46	24.89	PK
3	5460.000	55.55	74.00	-18.45	30.56	24.99	PK
4	5464.000	55.88	68.20	-12.32	30.88	25.00	PK
! 5	5668.000	109.94	74.00	35.94	84.39	25.55	PK
6	5725.500	64.00	68.20	-4.20	38.27	25.73	PK

Note:

1. All reading above 1GHz is performed with peak and/or average measurements as necessary.
2. Emission Level = Reading Level + Correct Factor.
3. The average measurement was not performed when the peak measured data under the limit of average detection. If the readings given are average, peak measurement should also be supplied.
4. The fundamental for reference only, it's not restricted by unwanted emission limit.

Model No	LVD1	Site	CB2-H
Test Voltage	AC 120V/60Hz	Test Date	2021/5/11
Test Mode	Mode 2: Transmit_Adapter_1A100-US1230	Engineer	Ling Chen
Polarity	Vertical	Temperature (°C)	24.0
Test Condition	802.11ac,Ant0+1,Ch 134,5.67G,BW40M	Humidity (%RH)	66.0

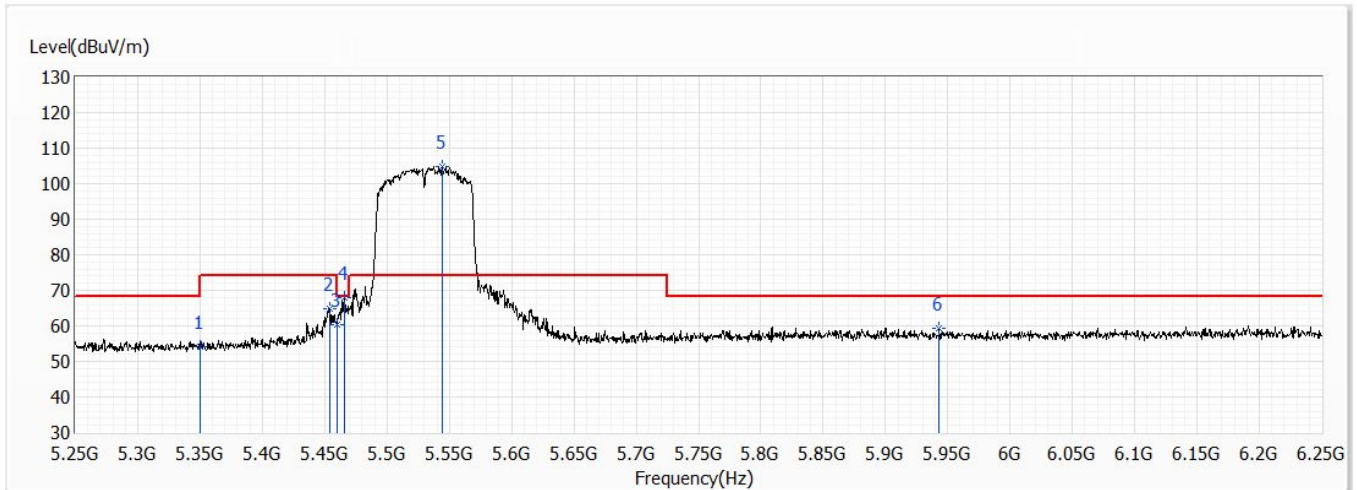


No	Frequency (MHz)	Emission Level (dBuV/m)	Limit (dBuV/m)	Margin (dB)	Reading Level (dBuV)	Correct Factor (dB)	Detector Type
1	5350.000	43.94	54.00	-10.06	19.14	24.80	AV
2	5444.500	45.03	54.00	-8.97	20.07	24.96	AV
3	5460.000	45.26	54.00	-8.74	20.27	24.99	AV
! 4	5673.500	100.68	54.00	46.68	75.11	25.57	AV

Note:

1. All reading above 1GHz is performed with peak and/or average measurements as necessary.
2. Emission Level = Reading Level + Correct Factor.
3. The average measurement was not performed when the peak measured data under the limit of average detection. If the readings given are average, peak measurement should also be supplied.
4. The fundamental for reference only, it's not restricted by unwanted emission limit.

Model No	LVD1	Site	CB2-H
Test Voltage	AC 120V/60Hz	Test Date	2021/5/11
Test Mode	Mode 2: Transmit_Adapter_1A100-US1230	Engineer	Ling Chen
Polarity	Horizontal	Temperature (°C)	24.0
Test Condition	802.11ac,Ant0+1,Ch 106,5.53G,BW80M	Humidity (%RH)	66.0

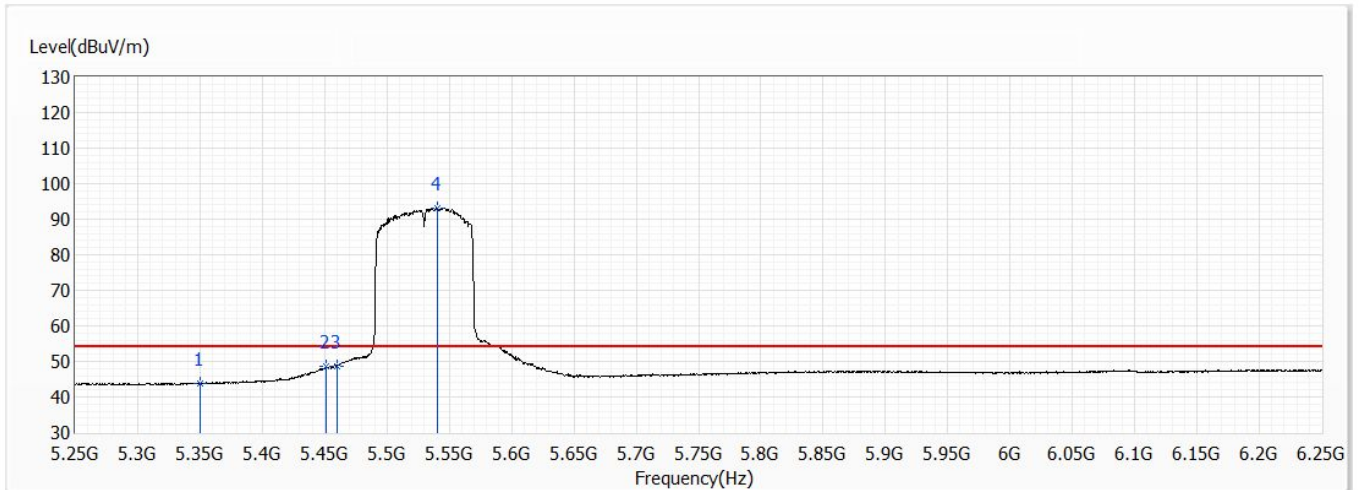


No	Frequency (MHz)	Emission Level (dBuV/m)	Limit (dBuV/m)	Margin (dB)	Reading Level (dBuV)	Correct Factor (dB)	Detector Type
1	5350.000	54.31	74.00	-19.69	29.51	24.80	PK
2	5454.000	64.93	74.00	-9.07	39.95	24.98	PK
3	5460.000	60.41	74.00	-13.59	35.42	24.99	PK
4	5465.500	67.83	68.20	-0.37	42.82	25.01	PK
! 5	5544.000	104.71	74.00	30.71	79.51	25.20	PK
6	5943.000	59.46	68.20	-8.74	33.10	26.36	PK

Note:

1. All reading above 1GHz is performed with peak and/or average measurements as necessary.
2. Emission Level = Reading Level + Correct Factor.
3. The average measurement was not performed when the peak measured data under the limit of average detection. If the readings given are average, peak measurement should also be supplied.
4. The fundamental for reference only, it's not restricted by unwanted emission limit.

Model No	LVD1	Site	CB2-H
Test Voltage	AC 120V/60Hz	Test Date	2021/5/11
Test Mode	Mode 2: Transmit_Adapter_1A100-US1230	Engineer	Ling Chen
Polarity	Horizontal	Temperature (°C)	24.0
Test Condition	802.11ac,Ant0+1,Ch 106,5.53G,BW80M	Humidity (%RH)	66.0

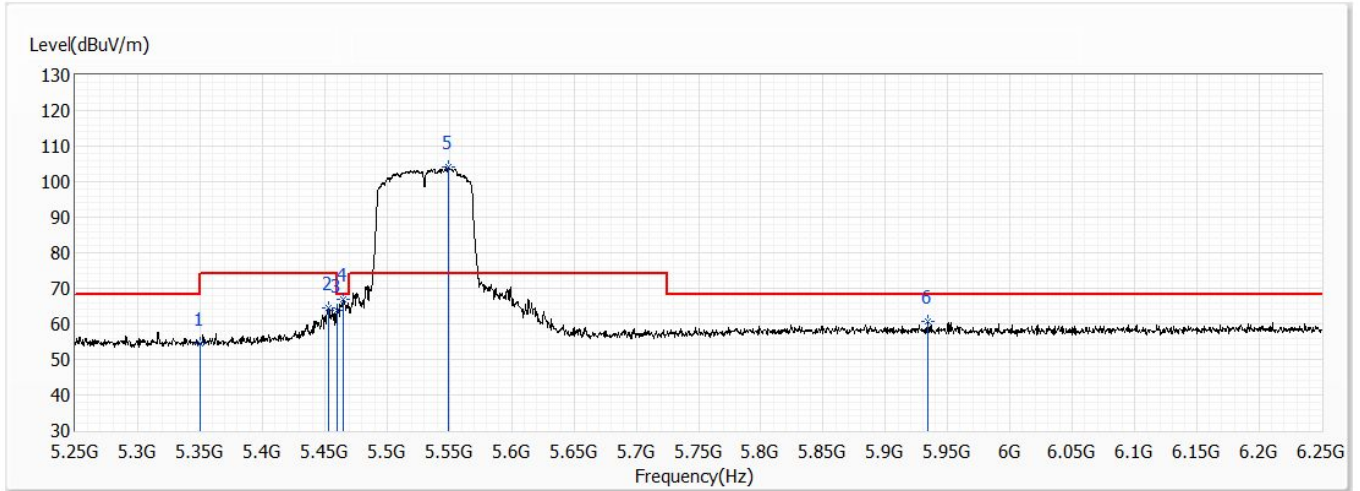


No	Frequency (MHz)	Emission Level (dBuV/m)	Limit (dBuV/m)	Margin (dB)	Reading Level (dBuV)	Correct Factor (dB)	Detector Type
1	5350.000	43.89	54.00	-10.11	19.09	24.80	AV
2	5451.000	48.62	54.00	-5.38	23.64	24.98	AV
3	5460.000	48.74	54.00	-5.26	23.75	24.99	AV
! 4	5540.000	93.24	54.00	39.24	68.06	25.18	AV

Note:

1. All reading above 1GHz is performed with peak and/or average measurements as necessary.
2. Emission Level = Reading Level + Correct Factor.
3. The average measurement was not performed when the peak measured data under the limit of average detection. If the readings given are average, peak measurement should also be supplied.
4. The fundamental for reference only, it's not restricted by unwanted emission limit.

Model No	LVD1	Site	CB2-H
Test Voltage	AC 120V/60Hz	Test Date	2021/5/11
Test Mode	Mode 2: Transmit_Adapter_1A100-US1230	Engineer	Ling Chen
Polarity	Vertical	Temperature (°C)	24.0
Test Condition	802.11ac,Ant0+1,Ch 106,5.53G,BW80M	Humidity (%RH)	66.0



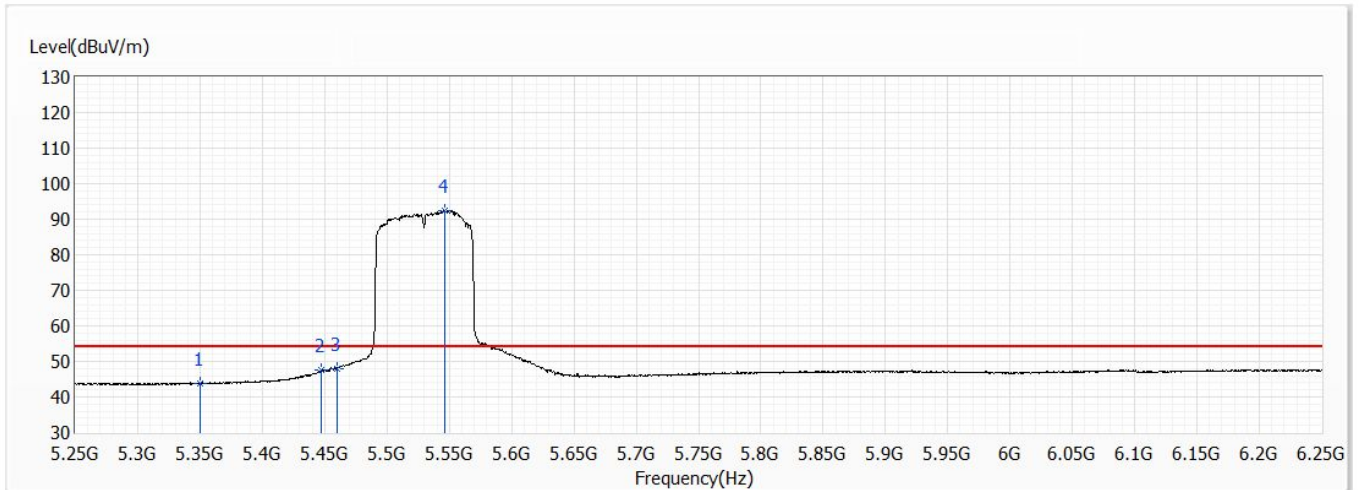
No	Frequency (MHz)	Emission Level (dBuV/m)	Limit (dBuV/m)	Margin (dB)	Reading Level (dBuV)	Correct Factor (dB)	Detector Type
1	5350.000	54.38	74.00	-19.62	29.58	24.80	PK
2	5453.500	64.64	74.00	-9.36	39.66	24.98	PK
3	5460.000	63.88	74.00	-10.12	38.89	24.99	PK
4	5465.000	66.90	68.20	-1.30	41.89	25.01	PK
! 5	5549.500	104.01	74.00	30.01	78.80	25.21	PK
6	5934.000	60.62	68.20	-7.58	34.29	26.33	PK

Note:

1. All reading above 1GHz is performed with peak and/or average measurements as necessary.
2. Emission Level = Reading Level + Correct Factor.
3. The average measurement was not performed when the peak measured data under the limit of average detection. If the readings given are average, peak measurement should also be supplied.
4. The fundamental for reference only, it's not restricted by unwanted emission limit.



Model No	LVD1	Site	CB2-H
Test Voltage	AC 120V/60Hz	Test Date	2021/5/11
Test Mode	Mode 2: Transmit_Adapter_1A100-US1230	Engineer	Ling Chen
Polarity	Vertical	Temperature (°C)	24.0
Test Condition	802.11ac,Ant0+1,Ch 106,5.53G,BW80M	Humidity (%RH)	66.0

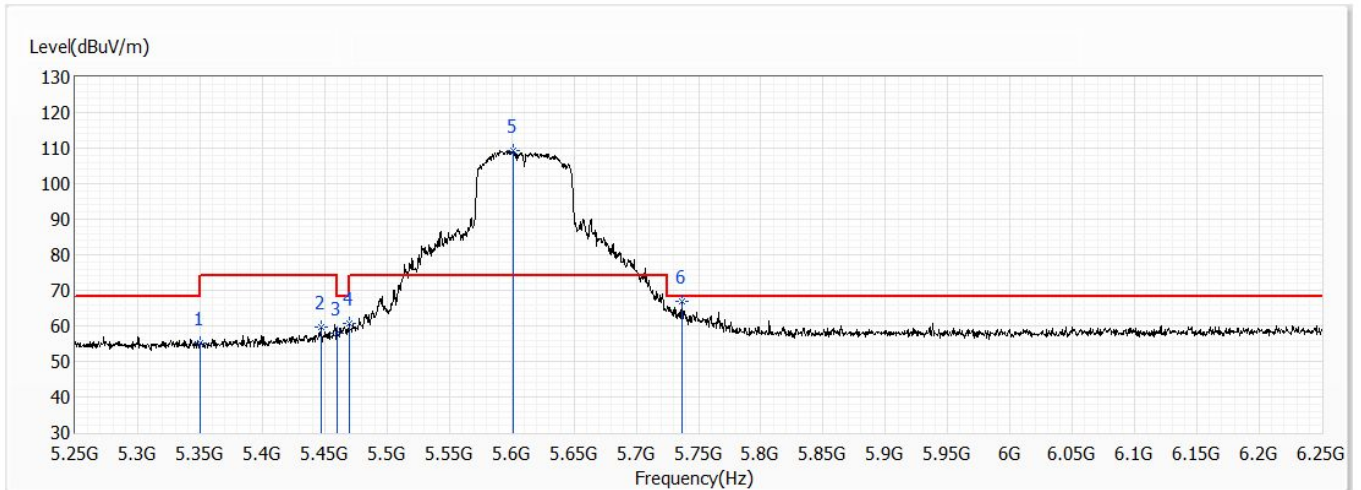


No	Frequency (MHz)	Emission Level (dBuV/m)	Limit (dBuV/m)	Margin (dB)	Reading Level (dBuV)	Correct Factor (dB)	Detector Type
1	5350.000	43.79	54.00	-10.21	18.99	24.80	AV
2	5447.500	47.59	54.00	-6.41	22.61	24.98	AV
3	5460.000	48.00	54.00	-6.00	23.01	24.99	AV
! 4	5546.000	92.47	54.00	38.47	67.27	25.20	AV

Note:

1. All reading above 1GHz is performed with peak and/or average measurements as necessary.
2. Emission Level = Reading Level + Correct Factor.
3. The average measurement was not performed when the peak measured data under the limit of average detection. If the readings given are average, peak measurement should also be supplied.
4. The fundamental for reference only, it's not restricted by unwanted emission limit.

Model No	LVD1	Site	CB2-H
Test Voltage	AC 120V/60Hz	Test Date	2021/5/11
Test Mode	Mode 2: Transmit_Adapter_1A100-US1230	Engineer	Ling Chen
Polarity	Horizontal	Temperature (°C)	24.0
Test Condition	802.11ac,Ant0+1,Ch 122,5.61G,BW80M	Humidity (%RH)	66.0

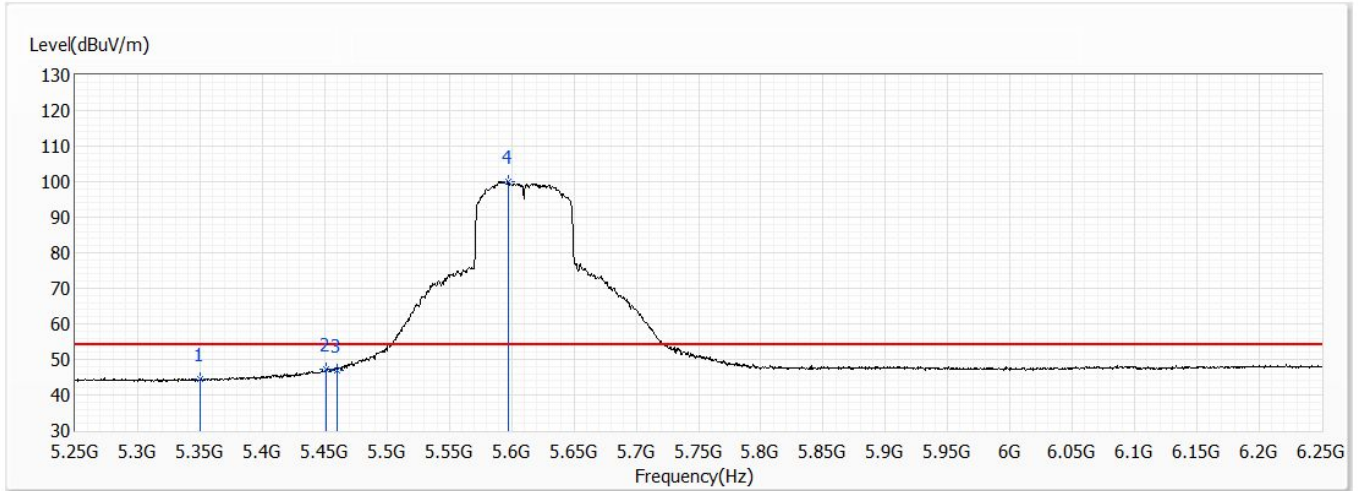


No	Frequency (MHz)	Emission Level (dBuV/m)	Limit (dBuV/m)	Margin (dB)	Reading Level (dBuV)	Correct Factor (dB)	Detector Type
1	5350.000	55.24	74.00	-18.76	30.44	24.80	PK
2	5447.000	59.81	74.00	-14.19	34.83	24.98	PK
3	5460.000	57.95	74.00	-16.05	32.96	24.99	PK
4	5469.500	60.52	68.20	-7.68	35.51	25.01	PK
! 5	5601.000	109.21	74.00	35.21	83.85	25.36	PK
6	5737.000	66.80	68.20	-1.40	41.04	25.76	PK

**Note:**

1. All reading above 1GHz is performed with peak and/or average measurements as necessary.
2. Emission Level = Reading Level + Correct Factor.
3. The average measurement was not performed when the peak measured data under the limit of average detection. If the readings given are average, peak measurement should also be supplied.
4. The fundamental for reference only, it's not restricted by unwanted emission limit.

Model No	LVD1	Site	CB2-H
Test Voltage	AC 120V/60Hz	Test Date	2021/5/11
Test Mode	Mode 2: Transmit_Adapter_1A100-US1230	Engineer	Ling Chen
Polarity	Horizontal	Temperature (°C)	24.0
Test Condition	802.11ac,Ant0+1,Ch 122,5.61G,BW80M	Humidity (%RH)	66.0

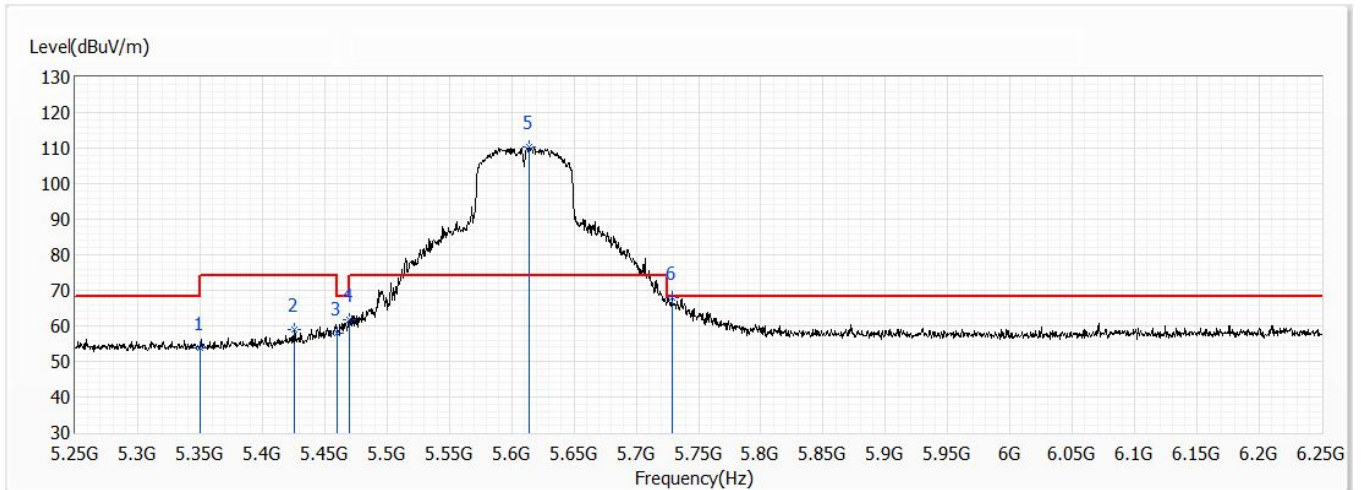


No	Frequency (MHz)	Emission Level (dBuV/m)	Limit (dBuV/m)	Margin (dB)	Reading Level (dBuV)	Correct Factor (dB)	Detector Type
1	5350.000	44.35	54.00	-9.65	19.55	24.80	AV
2	5451.000	47.29	54.00	-6.71	22.31	24.98	AV
3	5460.000	46.79	54.00	-7.21	21.80	24.99	AV
! 4	5597.000	100.06	54.00	46.06	74.71	25.35	AV

Note:

1. All reading above 1GHz is performed with peak and/or average measurements as necessary.
2. Emission Level = Reading Level + Correct Factor.
3. The average measurement was not performed when the peak measured data under the limit of average detection. If the readings given are average, peak measurement should also be supplied.
4. The fundamental for reference only, it's not restricted by unwanted emission limit.

Model No	LVD1	Site	CB2-H
Test Voltage	AC 120V/60Hz	Test Date	2021/5/11
Test Mode	Mode 2: Transmit_Adapter_1A100-US1230	Engineer	Ling Chen
Polarity	Vertical	Temperature (°C)	24.0
Test Condition	802.11ac,Ant0+1,Ch 122,5.61G,BW80M	Humidity (%RH)	66.0

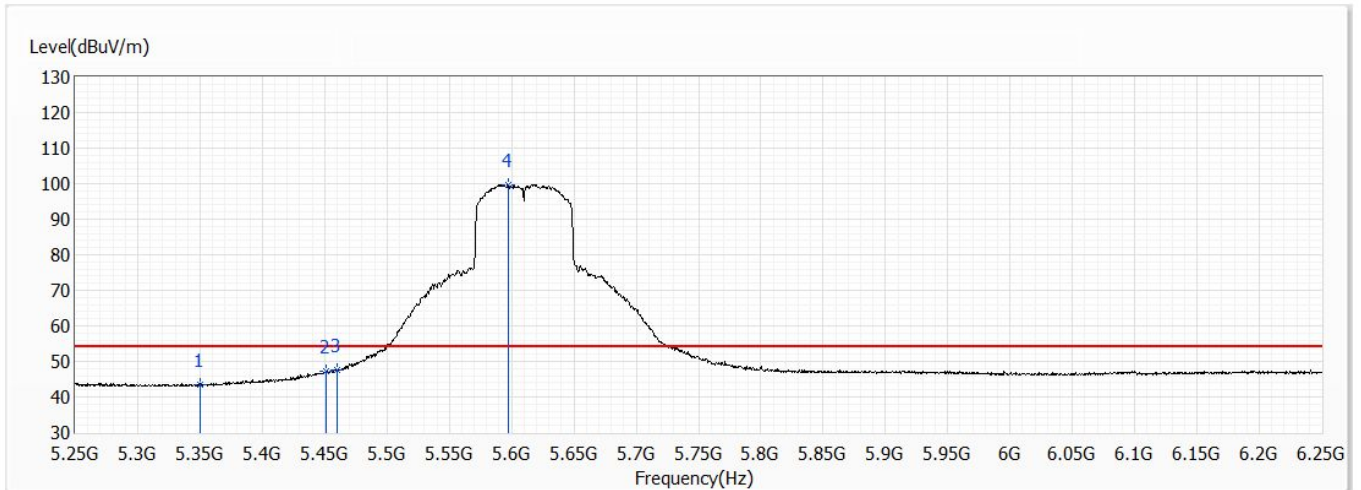


No	Frequency (MHz)	Emission Level (dBuV/m)	Limit (dBuV/m)	Margin (dB)	Reading Level (dBuV)	Correct Factor (dB)	Detector Type
1	5350.000	53.76	74.00	-20.24	28.96	24.80	PK
2	5426.000	59.00	74.00	-15.00	34.06	24.94	PK
3	5460.000	58.06	74.00	-15.94	33.07	24.99	PK
4	5469.500	61.81	68.20	-6.39	36.80	25.01	PK
! 5	5614.000	110.34	74.00	36.34	84.93	25.41	PK
6	5728.500	67.93	68.20	-0.27	42.20	25.73	PK

Note:

1. All reading above 1GHz is performed with peak and/or average measurements as necessary.
2. Emission Level = Reading Level + Correct Factor.
3. The average measurement was not performed when the peak measured data under the limit of average detection. If the readings given are average, peak measurement should also be supplied.
4. The fundamental for reference only, it's not restricted by unwanted emission limit.

Model No	LVD1	Site	CB2-H
Test Voltage	AC 120V/60Hz	Test Date	2021/5/11
Test Mode	Mode 2: Transmit_Adapter_1A100-US1230	Engineer	Ling Chen
Polarity	Vertical	Temperature (°C)	24.0
Test Condition	802.11ac,Ant0+1,Ch 122,5.61G,BW80M	Humidity (%RH)	66.0

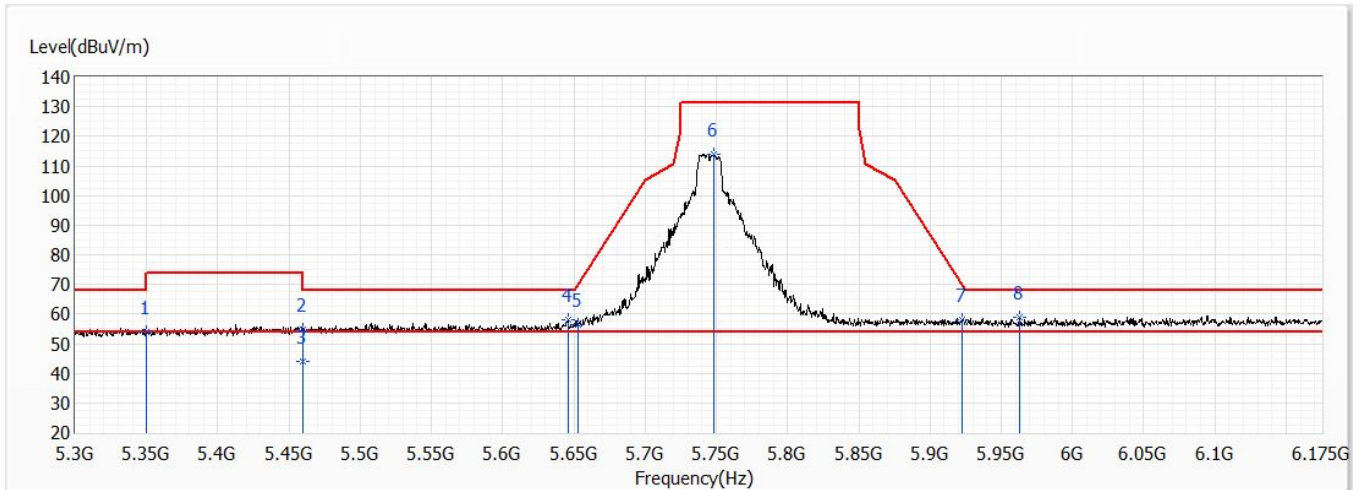


No	Frequency (MHz)	Emission Level (dBuV/m)	Limit (dBuV/m)	Margin (dB)	Reading Level (dBuV)	Correct Factor (dB)	Detector Type
1	5350.000	43.40	54.00	-10.60	19.55	23.85	AV
2	5451.000	47.28	54.00	-6.72	22.95	24.33	AV
3	5460.000	47.54	54.00	-6.46	23.19	24.35	AV
! 4	5597.000	99.79	54.00	45.79	75.21	24.58	AV

Note:

1. All reading above 1GHz is performed with peak and/or average measurements as necessary.
2. Emission Level = Reading Level + Correct Factor.
3. The average measurement was not performed when the peak measured data under the limit of average detection. If the readings given are average, peak measurement should also be supplied.
4. The fundamental for reference only, it's not restricted by unwanted emission limit.

Model No	LVD1	Site	CB2-H
Test Voltage	AC 120V	Test Date	2021/5/31
Test Mode	Mode 2: Transmit_Adapter_1A100-US1230	Engineer	Ling Chen
Polarity	Horizontal	Temperature (°C)	24.0
Test Condition	802.11a,Ant1,Ch 149,5.745G,BW20M	Humidity (%RH)	66.0



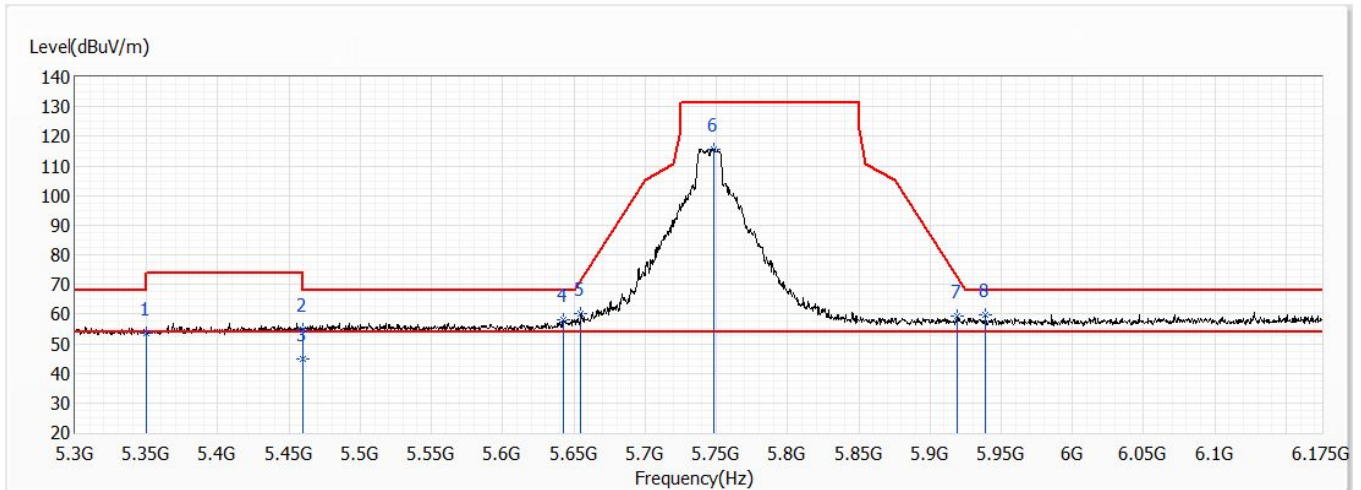
No	Frequency (MHz)	Emission Level (dBuV/m)	Limit (dBuV/m)	Margin (dB)	Reading Level (dBuV)	Correct Factor (dB)	Detector Type
1	5350.000	53.74	74.00	-20.26	29.77	23.97	PK
2	5460.000	54.63	74.00	-19.37	30.45	24.18	PK
3	5460.000	43.86	54.00	-10.14	19.68	24.18	AV
4	5645.625	58.11	68.20	-10.09	33.42	24.69	PK
5	5653.063	56.25	70.48	-14.23	31.53	24.72	PK
6	5748.438	114.12	131.20	-17.08	89.13	24.99	PK
7	5922.563	58.01	70.00	-11.99	32.52	25.49	PK
* 8	5962.813	59.04	68.20	-9.16	33.43	25.61	PK

Note:

1. All reading above 1GHz is performed with peak and/or average measurements as necessary.
2. Emission Level = Reading Level + Correct Factor.
3. The average measurement was not performed when the peak measured data under the limit of average detection. If the readings given are average, peak measurement should also be supplied.
4. The fundamental for reference only, it's not restricted by unwanted emission limit.



Model No	LVD1	Site	CB2-H
Test Voltage	AC 120V	Test Date	2021/5/31
Test Mode	Mode 2: Transmit_Adapter_1A100-US1230	Engineer	Ling Chen
Polarity	Vertical	Temperature (°C)	24.0
Test Condition	802.11a,Ant1,Ch 149,5.745G,BW20M	Humidity (%RH)	66.0

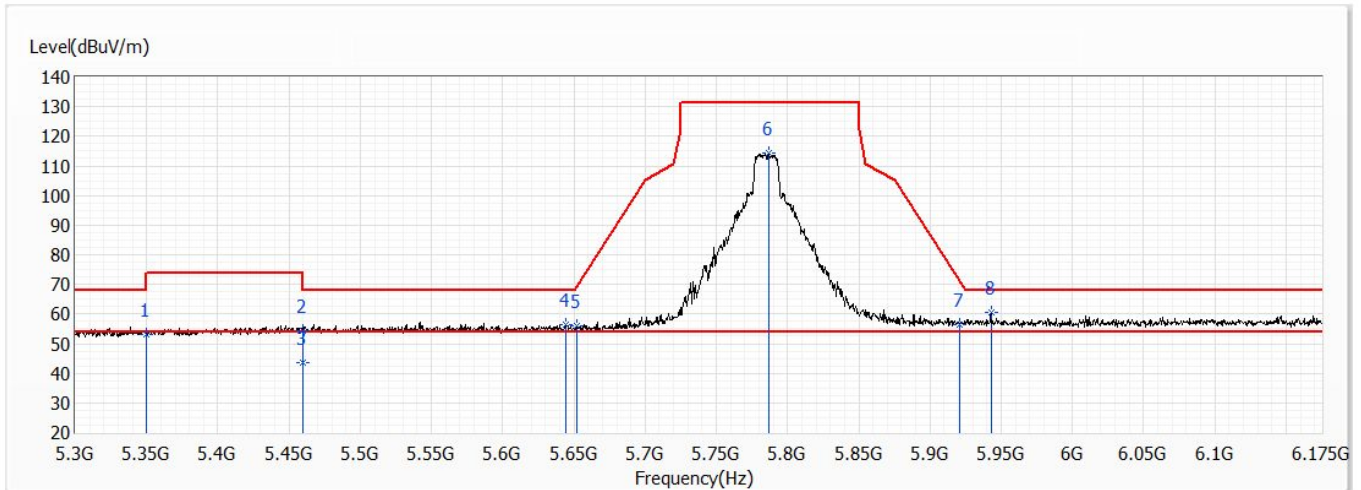


No	Frequency (MHz)	Emission Level (dBuV/m)	Limit (dBuV/m)	Margin (dB)	Reading Level (dBuV)	Correct Factor (dB)	Detector Type
1	5350.000	53.44	74.00	-20.56	29.47	23.97	PK
2	5460.000	54.78	74.00	-19.22	30.60	24.18	PK
3	5460.000	44.63	54.00	-9.37	20.45	24.18	AV
4	5642.563	58.24	68.20	-9.96	33.55	24.69	PK
5	5654.813	60.08	71.78	-11.70	35.36	24.72	PK
6	5748.438	115.78	131.20	-15.42	90.79	24.99	PK
7	5919.500	59.49	72.25	-12.76	34.00	25.49	PK
* 8	5939.188	59.52	68.20	-8.68	33.98	25.54	PK

Note:

1. All reading above 1GHz is performed with peak and/or average measurements as necessary.
2. Emission Level = Reading Level + Correct Factor.
3. The average measurement was not performed when the peak measured data under the limit of average detection. If the readings given are average, peak measurement should also be supplied.
4. The fundamental for reference only, it's not restricted by unwanted emission limit.

Model No	LVD1	Site	CB2-H
Test Voltage	AC 120V	Test Date	2021/5/31
Test Mode	Mode 2: Transmit_Adapter_1A100-US1230	Engineer	Ling Chen
Polarity	Horizontal	Temperature (°C)	24.0
Test Condition	802.11a,Ant1,Ch 157,5.785G,BW20M	Humidity (%RH)	66.0

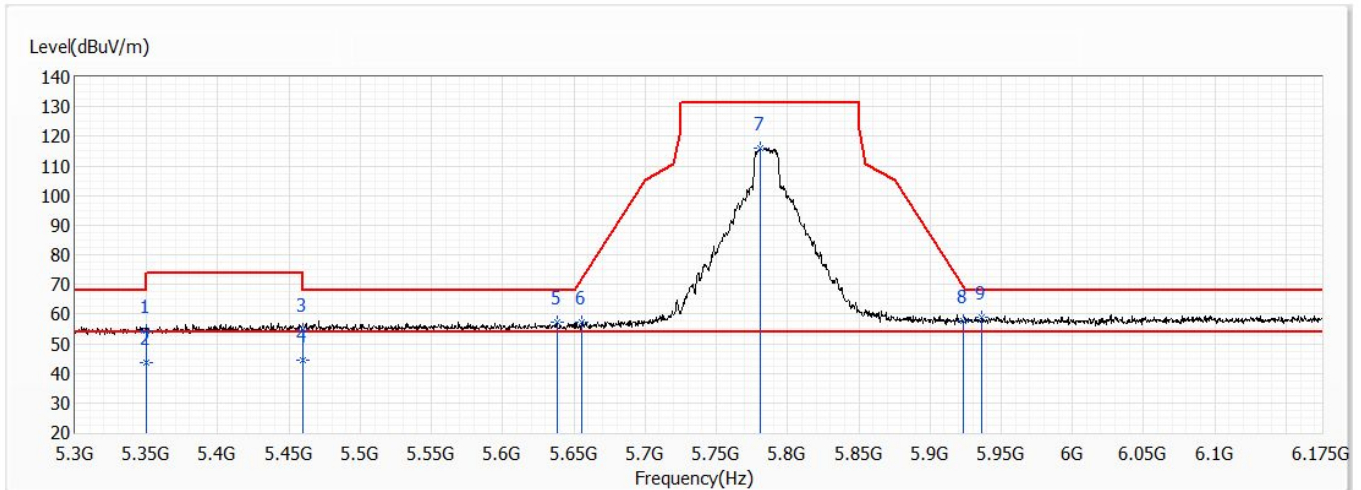


No	Frequency (MHz)	Emission Level (dBuV/m)	Limit (dBuV/m)	Margin (dB)	Reading Level (dBuV)	Correct Factor (dB)	Detector Type
1	5350.000	53.18	74.00	-20.82	29.21	23.97	PK
2	5460.000	54.36	74.00	-19.64	30.18	24.18	PK
3	5460.000	43.71	54.00	-10.29	19.53	24.18	AV
4	5644.750	56.27	68.20	-11.93	31.58	24.69	PK
5	5652.188	56.15	69.83	-13.68	31.44	24.71	PK
6	5786.500	114.30	131.20	-16.90	89.20	25.10	PK
7	5921.250	56.36	70.96	-14.60	30.87	25.49	PK
* 8	5943.125	60.73	68.20	-7.47	35.17	25.56	PK

Note:

1. All reading above 1GHz is performed with peak and/or average measurements as necessary.
2. Emission Level = Reading Level + Correct Factor.
3. The average measurement was not performed when the peak measured data under the limit of average detection. If the readings given are average, peak measurement should also be supplied.
4. The fundamental for reference only, it's not restricted by unwanted emission limit.

Model No	LVD1	Site	CB2-H
Test Voltage	AC 120V	Test Date	2021/5/31
Test Mode	Mode 2: Transmit_Adapter_1A100-US1230	Engineer	Ling Chen
Polarity	Vertical	Temperature (°C)	24.0
Test Condition	802.11a,Ant1,Ch 157,5.785G,BW20M	Humidity (%RH)	66.0

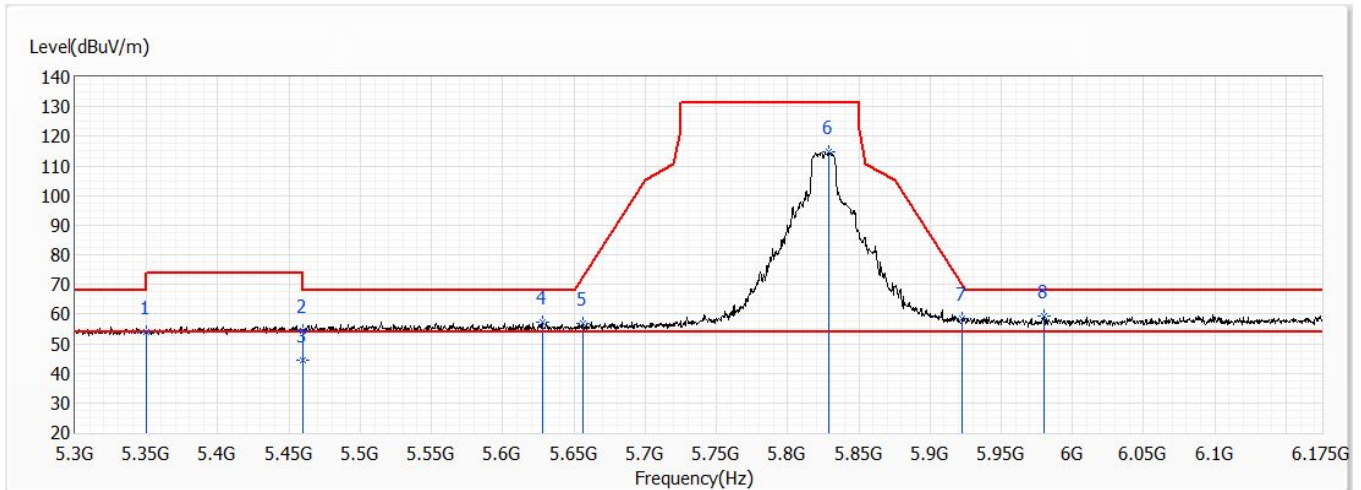


No	Frequency (MHz)	Emission Level (dBuV/m)	Limit (dBuV/m)	Margin (dB)	Reading Level (dBuV)	Correct Factor (dB)	Detector Type
1	5350.000	54.43	74.00	-19.57	30.46	23.97	PK
2	5350.000	43.64	54.00	-10.36	19.67	23.97	AV
3	5460.000	54.96	74.00	-19.04	30.78	24.18	PK
4	5460.000	44.37	54.00	-9.63	20.19	24.18	AV
5	5638.188	57.12	68.20	-11.08	32.45	24.67	PK
6	5655.250	57.09	72.10	-15.01	32.37	24.72	PK
7	5780.813	116.03	131.20	-15.17	90.94	25.09	PK
8	5923.000	57.81	69.67	-11.86	32.32	25.49	PK
* 9	5936.563	58.74	68.20	-9.46	33.20	25.54	PK

Note:

1. All reading above 1GHz is performed with peak and/or average measurements as necessary.
2. Emission Level = Reading Level + Correct Factor.
3. The average measurement was not performed when the peak measured data under the limit of average detection. If the readings given are average, peak measurement should also be supplied.
4. The fundamental for reference only, it's not restricted by unwanted emission limit.

Model No	LVD1	Site	CB2-H
Test Voltage	AC 120V	Test Date	2021/5/31
Test Mode	Mode 2: Transmit_Adapter_1A100-US1230	Engineer	Ling Chen
Polarity	Horizontal	Temperature (°C)	24.0
Test Condition	802.11a,Ant1,Ch 165,5.825G,BW20M	Humidity (%RH)	66.0

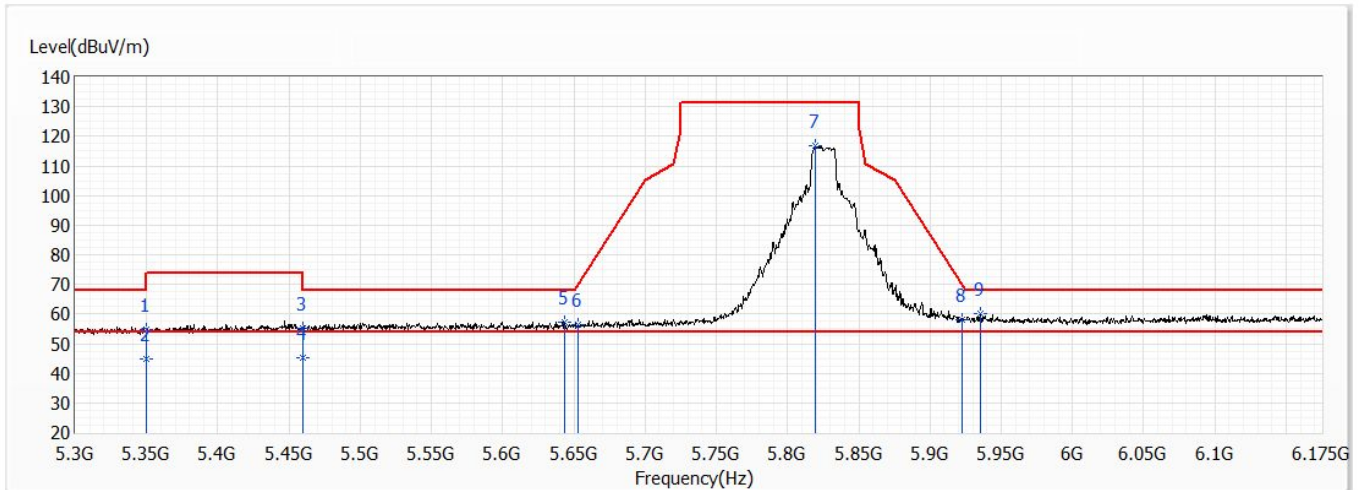


No	Frequency (MHz)	Emission Level (dBuV/m)	Limit (dBuV/m)	Margin (dB)	Reading Level (dBuV)	Correct Factor (dB)	Detector Type
1	5350.000	53.84	74.00	-20.16	29.87	23.97	PK
2	5460.000	54.42	74.00	-19.58	30.24	24.18	PK
3	5460.000	44.57	54.00	-9.43	20.39	24.18	AV
4	5627.688	57.17	68.20	-11.03	32.53	24.64	PK
5	5656.563	56.87	73.07	-16.20	32.15	24.72	PK
6	5828.938	114.61	131.20	-16.59	89.38	25.23	PK
7	5922.563	58.41	70.00	-11.59	32.92	25.49	PK
* 8	5980.313	59.34	68.20	-8.86	33.68	25.66	PK

Note:

1. All reading above 1GHz is performed with peak and/or average measurements as necessary.
2. Emission Level = Reading Level + Correct Factor.
3. The average measurement was not performed when the peak measured data under the limit of average detection. If the readings given are average, peak measurement should also be supplied.
4. The fundamental for reference only, it's not restricted by unwanted emission limit.

Model No	LVD1	Site	CB2-H
Test Voltage	AC 120V	Test Date	2021/5/31
Test Mode	Mode 2: Transmit_Adapter_1A100-US1230	Engineer	Ling Chen
Polarity	Vertical	Temperature (°C)	24.0
Test Condition	802.11a,Ant1,Ch 165,5.825G,BW20M	Humidity (%RH)	66.0



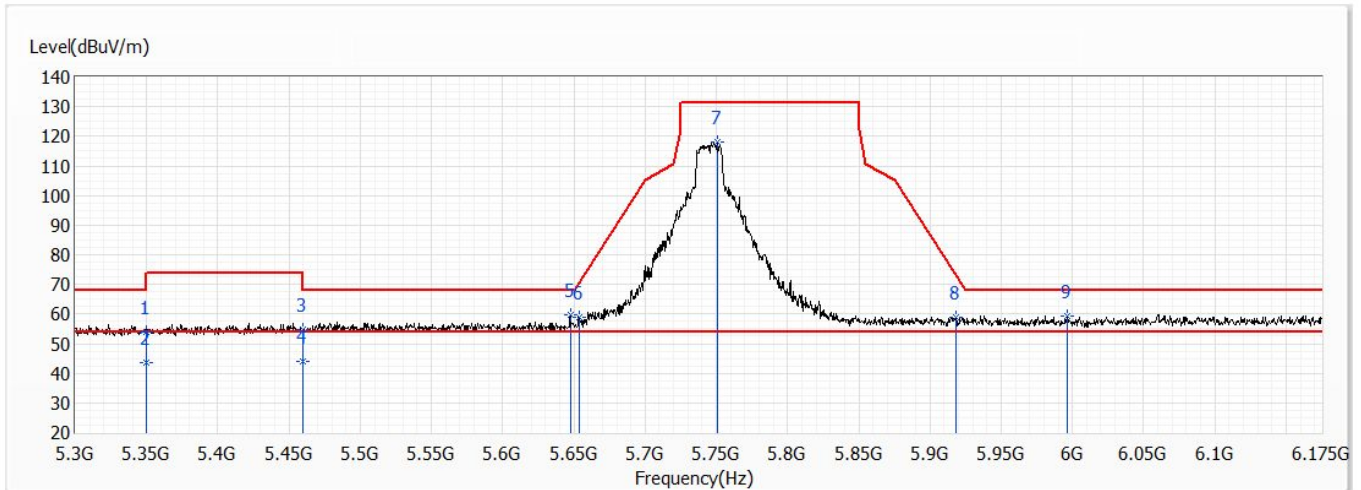
No	Frequency (MHz)	Emission Level (dBuV/m)	Limit (dBuV/m)	Margin (dB)	Reading Level (dBuV)	Correct Factor (dB)	Detector Type
1	5350.000	54.73	74.00	-19.27	30.76	23.97	PK
2	5350.000	44.68	54.00	-9.32	20.71	23.97	AV
3	5460.000	54.97	74.00	-19.03	30.79	24.18	PK
4	5460.000	45.26	54.00	-8.74	21.08	24.18	AV
5	5643.438	57.32	68.20	-10.88	32.63	24.69	PK
6	5653.063	56.55	70.48	-13.93	31.83	24.72	PK
7	5819.750	116.72	131.20	-14.48	91.52	25.20	PK
8	5922.563	58.21	70.00	-11.79	32.72	25.49	PK
* 9	5935.688	59.94	68.20	-8.26	34.41	25.53	PK

Note:

1. All reading above 1GHz is performed with peak and/or average measurements as necessary.
2. Emission Level = Reading Level + Correct Factor.
3. The average measurement was not performed when the peak measured data under the limit of average detection. If the readings given are average, peak measurement should also be supplied.
4. The fundamental for reference only, it's not restricted by unwanted emission limit.



Model No	LVD1	Site	CB2-H
Test Voltage	AC 120V/60Hz	Test Date	2021/5/11
Test Mode	Mode 2: Transmit_Adapter_1A100-US1230	Engineer	Ling Chen
Polarity	Horizontal	Temperature (°C)	24.0
Test Condition	802.11ac,Ant0+1,Ch 149,5.745G,BW20M	Humidity (%RH)	66.0



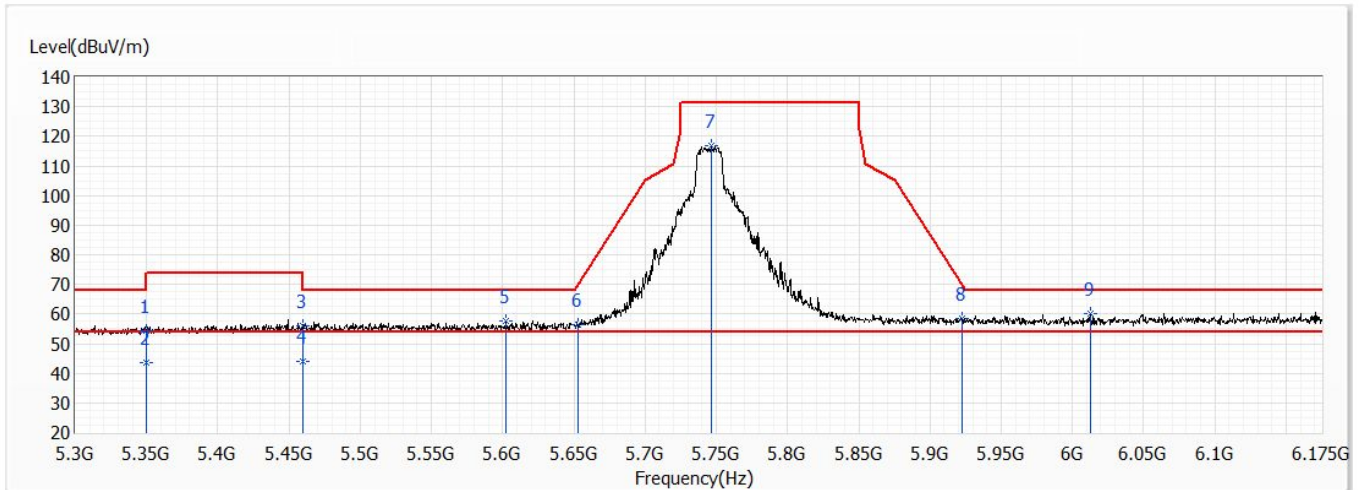
No	Frequency (MHz)	Emission Level (dBuV/m)	Limit (dBuV/m)	Margin (dB)	Reading Level (dBuV)	Correct Factor (dB)	Detector Type
1	5350.000	53.79	74.00	-20.21	28.99	24.80	PK
2	5350.000	43.42	54.00	-10.58	18.62	24.80	AV
3	5460.000	54.74	74.00	-19.26	29.75	24.99	PK
4	5460.000	44.19	54.00	-9.81	19.20	24.99	AV
* 5	5647.375	59.54	68.20	-8.66	34.04	25.50	PK
6	5653.500	58.87	70.80	-11.93	33.35	25.52	PK
7	5751.063	117.95	131.20	-13.25	92.15	25.80	PK
8	5918.625	58.94	72.90	-13.96	32.66	26.28	PK
9	5996.500	59.30	68.20	-8.90	32.79	26.51	PK

Note:

1. All reading above 1GHz is performed with peak and/or average measurements as necessary.
2. Emission Level = Reading Level + Correct Factor.
3. The average measurement was not performed when the peak measured data under the limit of average detection. If the readings given are average, peak measurement should also be supplied.
4. The fundamental for reference only, it's not restricted by unwanted emission limit.



Model No	LVD1	Site	CB2-H
Test Voltage	AC 120V/60Hz	Test Date	2021/5/11
Test Mode	Mode 2: Transmit_Adapter_1A100-US1230	Engineer	Ling Chen
Polarity	Vertical	Temperature (°C)	24.0
Test Condition	802.11ac,Ant0+1,Ch 149,5.745G,BW20M	Humidity (%RH)	66.0

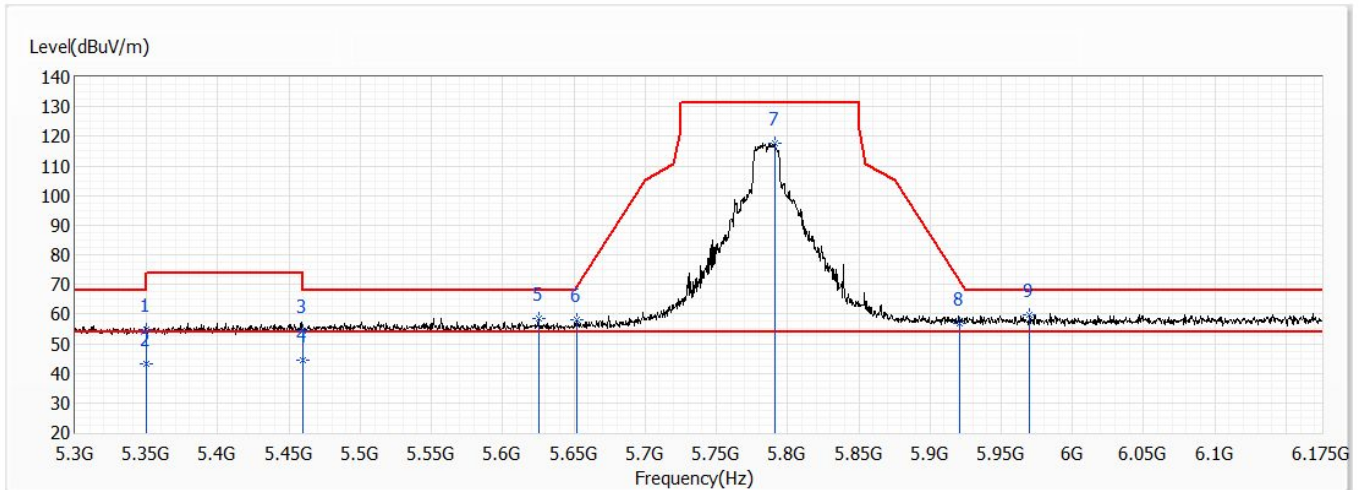


No	Frequency (MHz)	Emission Level (dBuV/m)	Limit (dBuV/m)	Margin (dB)	Reading Level (dBuV)	Correct Factor (dB)	Detector Type
1	5350.000	54.46	74.00	-19.54	29.66	24.80	PK
2	5350.000	43.48	54.00	-10.52	18.68	24.80	AV
3	5460.000	56.14	74.00	-17.86	31.15	24.99	PK
4	5460.000	44.09	54.00	-9.91	19.10	24.99	AV
5	5602.313	57.63	68.20	-10.57	32.27	25.36	PK
6	5653.063	56.58	70.48	-13.90	31.06	25.52	PK
7	5746.250	116.73	131.20	-14.47	90.95	25.78	PK
8	5922.125	58.65	70.32	-11.67	32.36	26.29	PK
* 9	6012.688	60.13	68.20	-8.07	33.55	26.58	PK

Note:

1. All reading above 1GHz is performed with peak and/or average measurements as necessary.
2. Emission Level = Reading Level + Correct Factor.
3. The average measurement was not performed when the peak measured data under the limit of average detection. If the readings given are average, peak measurement should also be supplied.
4. The fundamental for reference only, it's not restricted by unwanted emission limit.

Model No	LVD1	Site	CB2-H
Test Voltage	AC 120V/60Hz	Test Date	2021/5/11
Test Mode	Mode 2: Transmit_Adapter_1A100-US1230	Engineer	Ling Chen
Polarity	Horizontal	Temperature (°C)	24.0
Test Condition	802.11ac,Ant0+1,Ch 157,5.785G,BW20M	Humidity (%RH)	66.0

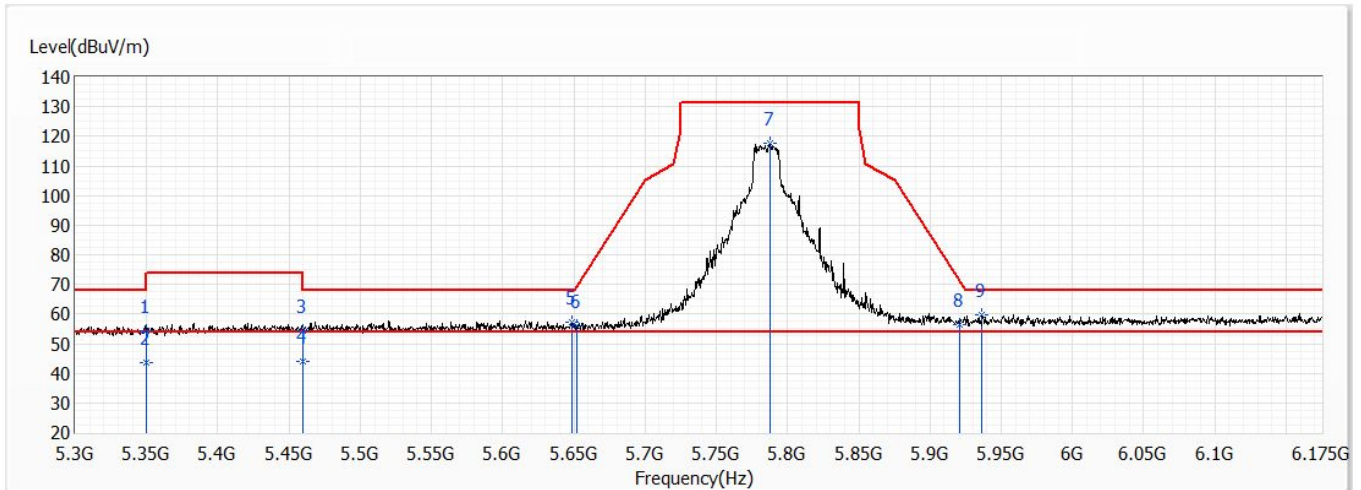


No	Frequency (MHz)	Emission Level (dBuV/m)	Limit (dBuV/m)	Margin (dB)	Reading Level (dBuV)	Correct Factor (dB)	Detector Type
1	5350.000	54.80	74.00	-19.20	30.00	24.80	PK
2	5350.000	43.31	54.00	-10.69	18.51	24.80	AV
3	5460.000	54.40	74.00	-19.60	29.41	24.99	PK
4	5460.000	44.46	54.00	-9.54	19.47	24.99	AV
5	5625.063	58.28	68.20	-9.92	32.84	25.44	PK
6	5651.750	58.15	69.50	-11.35	32.65	25.50	PK
7	5790.875	117.83	131.20	-13.37	91.92	25.91	PK
8	5921.250	56.96	70.96	-14.00	30.67	26.29	PK
* 9	5969.813	59.88	68.20	-8.32	33.44	26.44	PK

Note:

1. All reading above 1GHz is performed with peak and/or average measurements as necessary.
2. Emission Level = Reading Level + Correct Factor.
3. The average measurement was not performed when the peak measured data under the limit of average detection. If the readings given are average, peak measurement should also be supplied.
4. The fundamental for reference only, it's not restricted by unwanted emission limit.

Model No	LVD1	Site	CB2-H
Test Voltage	AC 120V/60Hz	Test Date	2021/5/11
Test Mode	Mode 2: Transmit_Adapter_1A100-US1230	Engineer	Ling Chen
Polarity	Vertical	Temperature (°C)	24.0
Test Condition	802.11ac,Ant0+1,Ch 157,5.785G,BW20M	Humidity (%RH)	66.0

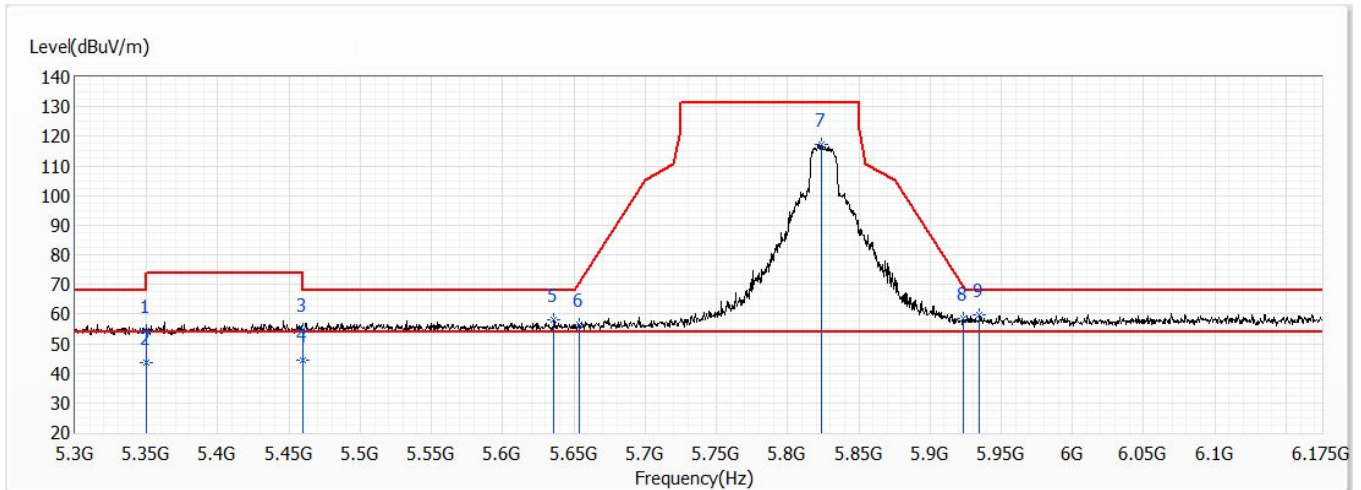


No	Frequency (MHz)	Emission Level (dBuV/m)	Limit (dBuV/m)	Margin (dB)	Reading Level (dBuV)	Correct Factor (dB)	Detector Type
1	5350.000	54.42	74.00	-19.58	29.62	24.80	PK
2	5350.000	43.39	54.00	-10.61	18.59	24.80	AV
3	5460.000	54.53	74.00	-19.47	29.54	24.99	PK
4	5460.000	44.17	54.00	-9.83	19.18	24.99	AV
5	5648.250	57.05	68.20	-11.15	31.55	25.50	PK
6	5652.188	55.87	69.83	-13.96	30.36	25.51	PK
7	5787.813	117.57	131.20	-13.63	91.67	25.90	PK
8	5921.250	56.43	70.96	-14.53	30.14	26.29	PK
* 9	5936.563	59.54	68.20	-8.66	33.20	26.34	PK

Note:

1. All reading above 1GHz is performed with peak and/or average measurements as necessary.
2. Emission Level = Reading Level + Correct Factor.
3. The average measurement was not performed when the peak measured data under the limit of average detection. If the readings given are average, peak measurement should also be supplied.
4. The fundamental for reference only, it's not restricted by unwanted emission limit.

Model No	LVD1	Site	CB2-H
Test Voltage	AC 120V/60Hz	Test Date	2021/5/11
Test Mode	Mode 2: Transmit_Adapter_1A100-US1230	Engineer	Ling Chen
Polarity	Horizontal	Temperature (°C)	24.0
Test Condition	802.11ac,Ant0+1,Ch 165,5.825G,BW20M	Humidity (%RH)	66.0

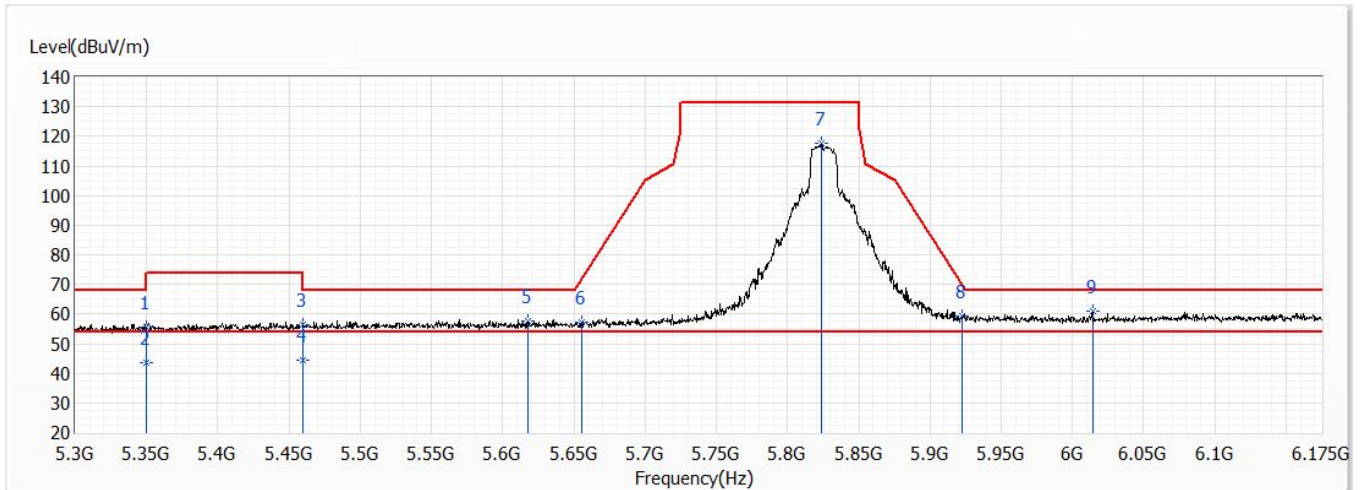


No	Frequency (MHz)	Emission Level (dBuV/m)	Limit (dBuV/m)	Margin (dB)	Reading Level (dBuV)	Correct Factor (dB)	Detector Type
1	5350.000	54.41	74.00	-19.59	29.61	24.80	PK
2	5350.000	43.51	54.00	-10.49	18.71	24.80	AV
3	5460.000	54.80	74.00	-19.20	29.81	24.99	PK
4	5460.000	44.32	54.00	-9.68	19.33	24.99	AV
5	5636.000	58.01	68.20	-10.19	32.55	25.46	PK
6	5653.500	56.23	70.80	-14.57	30.71	25.52	PK
7	5823.688	117.22	131.20	-13.98	91.22	26.00	PK
8	5923.438	58.48	69.35	-10.87	32.19	26.29	PK
* 9	5934.813	59.57	68.20	-8.63	33.24	26.33	PK

Note:

1. All reading above 1GHz is performed with peak and/or average measurements as necessary.
2. Emission Level = Reading Level + Correct Factor.
3. The average measurement was not performed when the peak measured data under the limit of average detection. If the readings given are average, peak measurement should also be supplied.
4. The fundamental for reference only, it's not restricted by unwanted emission limit.

Model No	LVD1	Site	CB2-H
Test Voltage	AC 120V/60Hz	Test Date	2021/5/11
Test Mode	Mode 2: Transmit_Adapter_1A100-US1230	Engineer	Ling Chen
Polarity	Vertical	Temperature (°C)	24.0
Test Condition	802.11ac,Ant0+1,Ch 165,5.825G,BW20M	Humidity (%RH)	66.0



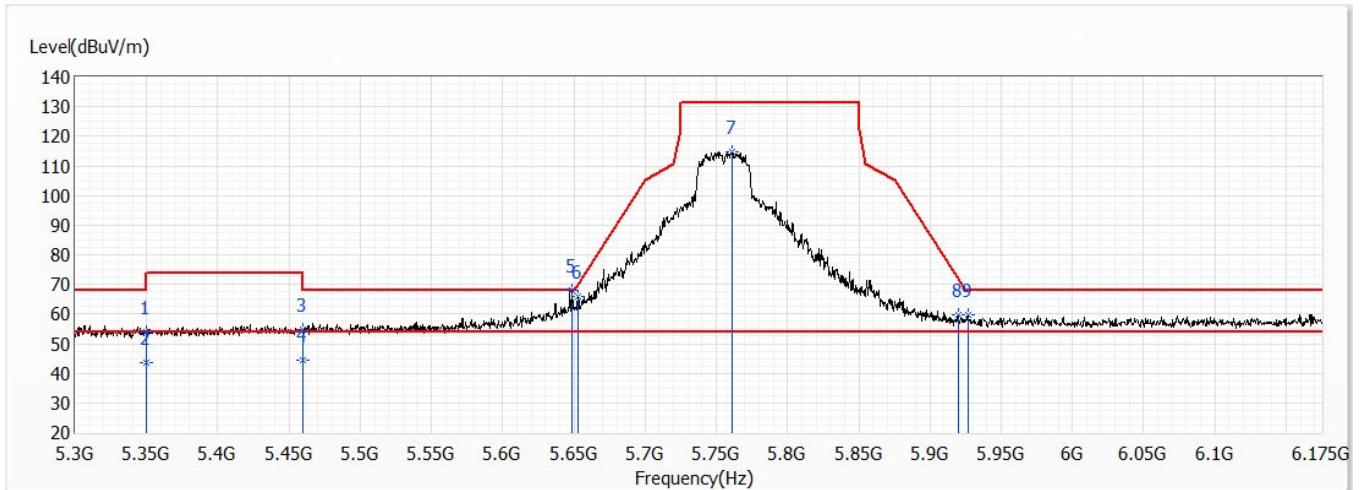
No	Frequency (MHz)	Emission Level (dBuV/m)	Limit (dBuV/m)	Margin (dB)	Reading Level (dBuV)	Correct Factor (dB)	Detector Type
1	5350.000	55.39	74.00	-18.61	30.59	24.80	PK
2	5350.000	43.45	54.00	-10.55	18.65	24.80	AV
3	5460.000	56.50	74.00	-17.50	31.51	24.99	PK
4	5460.000	44.59	54.00	-9.41	19.60	24.99	AV
5	5618.063	57.71	68.20	-10.49	32.30	25.41	PK
6	5655.688	57.26	72.43	-15.17	31.74	25.52	PK
7	5823.688	117.50	131.20	-13.70	91.50	26.00	PK
8	5922.125	59.40	70.32	-10.92	33.11	26.29	PK
* 9	6014.000	60.94	68.20	-7.26	34.36	26.58	PK

Note:

1. All reading above 1GHz is performed with peak and/or average measurements as necessary.
2. Emission Level = Reading Level + Correct Factor.
3. The average measurement was not performed when the peak measured data under the limit of average detection. If the readings given are average, peak measurement should also be supplied.
4. The fundamental for reference only, it's not restricted by unwanted emission limit.



Model No	LVD1	Site	CB2-H
Test Voltage	AC 120V/60Hz	Test Date	2021/5/11
Test Mode	Mode 2: Transmit_Adapter_1A100-US1230	Engineer	Ling Chen
Polarity	Horizontal	Temperature (°C)	24.0
Test Condition	802.11ac,Ant0+1,Ch 151,5.755G,BW40M	Humidity (%RH)	66.0



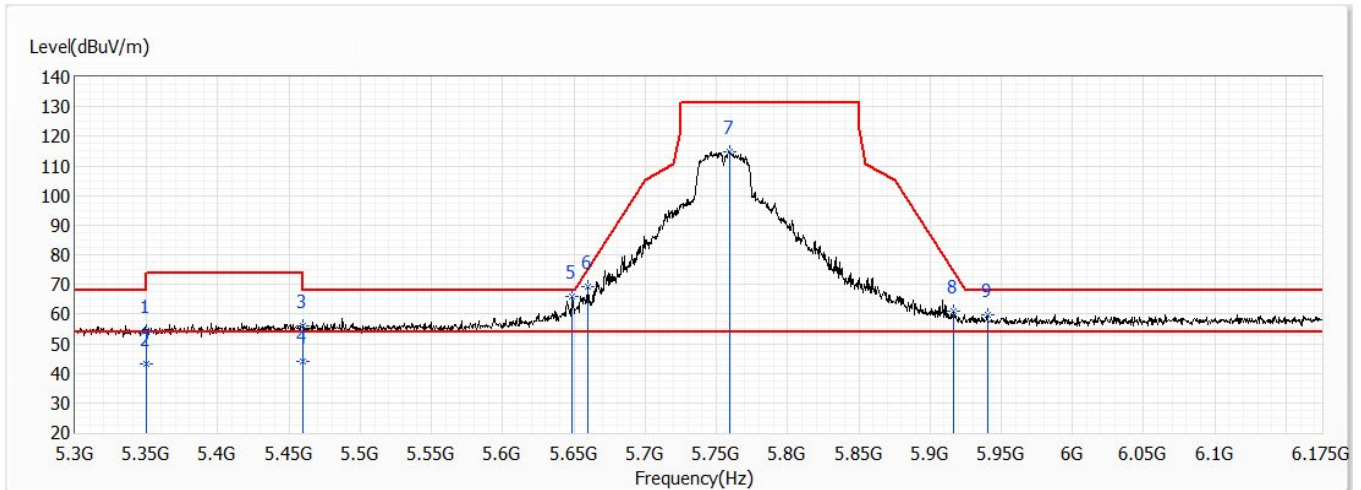
No	Frequency (MHz)	Emission Level (dBuV/m)	Limit (dBuV/m)	Margin (dB)	Reading Level (dBuV)	Correct Factor (dB)	Detector Type
1	5350.000	53.97	74.00	-20.03	29.17	24.80	PK
2	5350.000	43.58	54.00	-10.42	18.78	24.80	AV
3	5460.000	54.67	74.00	-19.33	29.68	24.99	PK
4	5460.000	44.29	54.00	-9.71	19.30	24.99	AV
* 5	5648.688	68.07	68.20	-0.13	42.57	25.50	PK
6	5653.063	66.09	70.48	-4.39	40.57	25.52	PK
7	5760.688	114.89	131.20	-16.31	89.06	25.83	PK
8	5919.938	59.68	71.93	-12.25	33.39	26.29	PK
9	5926.500	59.84	68.20	-8.36	33.53	26.31	PK

Note:

1. All reading above 1GHz is performed with peak and/or average measurements as necessary.
2. Emission Level = Reading Level + Correct Factor.
3. The average measurement was not performed when the peak measured data under the limit of average detection. If the readings given are average, peak measurement should also be supplied.
4. The fundamental for reference only, it's not restricted by unwanted emission limit.



Model No	LVD1	Site	CB2-H
Test Voltage	AC 120V/60Hz	Test Date	2021/5/11
Test Mode	Mode 2: Transmit_Adapter_1A100-US1230	Engineer	Ling Chen
Polarity	Vertical	Temperature (°C)	24.0
Test Condition	802.11ac,Ant0+1,Ch 151,5.755G,BW40M	Humidity (%RH)	66.0

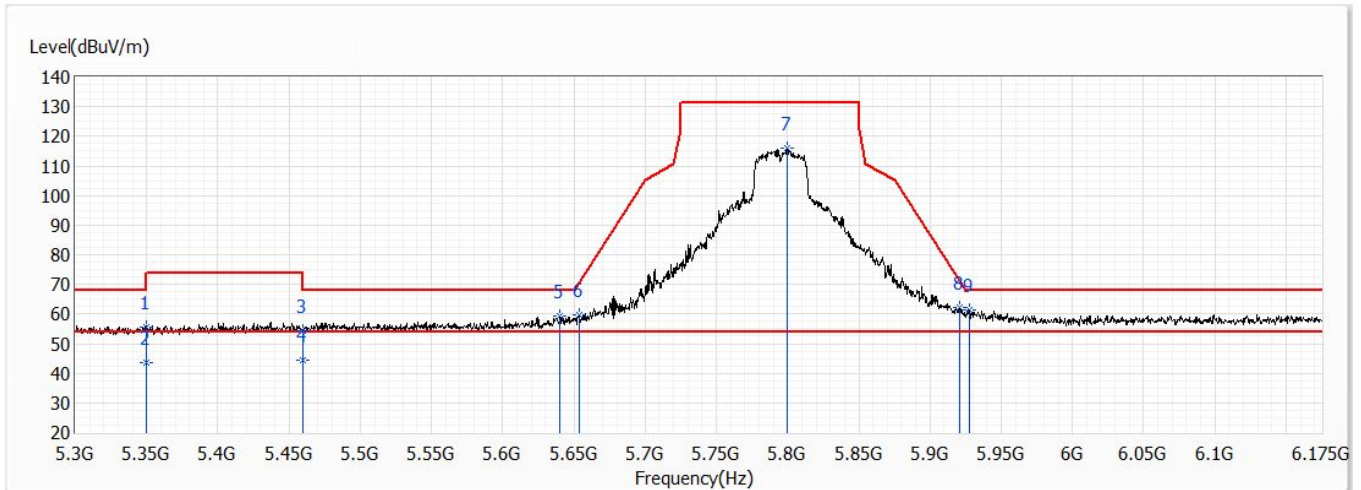


No	Frequency (MHz)	Emission Level (dBuV/m)	Limit (dBuV/m)	Margin (dB)	Reading Level (dBuV)	Correct Factor (dB)	Detector Type
1	5350.000	54.37	74.00	-19.63	29.57	24.80	PK
2	5350.000	43.28	54.00	-10.72	18.48	24.80	AV
3	5460.000	56.14	74.00	-17.86	31.15	24.99	PK
4	5460.000	44.19	54.00	-9.81	19.20	24.99	AV
* 5	5648.688	66.06	68.20	-2.14	40.56	25.50	PK
6	5660.063	69.29	75.67	-6.38	43.75	25.54	PK
7	5759.375	114.96	131.20	-16.24	89.13	25.83	PK
8	5916.875	61.13	74.19	-13.06	34.85	26.28	PK
9	5940.500	59.65	68.20	-8.55	33.31	26.34	PK

Note:

1. All reading above 1GHz is performed with peak and/or average measurements as necessary.
2. Emission Level = Reading Level + Correct Factor.
3. The average measurement was not performed when the peak measured data under the limit of average detection. If the readings given are average, peak measurement should also be supplied.
4. The fundamental for reference only, it's not restricted by unwanted emission limit.

Model No	LVD1	Site	CB2-H
Test Voltage	AC 120V/60Hz	Test Date	2021/5/11
Test Mode	Mode 2: Transmit_Adapter_1A100-US1230	Engineer	Ling Chen
Polarity	Horizontal	Temperature (°C)	24.0
Test Condition	802.11ac,Ant0+1,Ch 159,5.795G,BW40M	Humidity (%RH)	66.0



No	Frequency (MHz)	Emission Level (dBuV/m)	Limit (dBuV/m)	Margin (dB)	Reading Level (dBuV)	Correct Factor (dB)	Detector Type
1	5350.000	55.38	74.00	-18.62	30.58	24.80	PK
2	5350.000	43.55	54.00	-10.45	18.75	24.80	AV
3	5460.000	54.34	74.00	-19.66	29.35	24.99	PK
4	5460.000	44.29	54.00	-9.71	19.30	24.99	AV
5	5640.375	59.31	68.20	-8.89	33.84	25.47	PK
6	5653.500	59.68	70.80	-11.12	34.16	25.52	PK
7	5799.625	115.83	131.20	-15.37	89.89	25.94	PK
8	5921.250	62.34	70.96	-8.62	36.05	26.29	PK
* 9	5927.375	61.54	68.20	-6.66	35.22	26.32	PK

Note:

1. All reading above 1GHz is performed with peak and/or average measurements as necessary.
2. Emission Level = Reading Level + Correct Factor.
3. The average measurement was not performed when the peak measured data under the limit of average detection. If the readings given are average, peak measurement should also be supplied.
4. The fundamental for reference only, it's not restricted by unwanted emission limit.