


Attachment 1: EUT Test Setup Photographs

Front View of Radiated Test 30MHz-1GHz (ADP-120VH D)




Back View of Radiated Test 30MHz-1GHz (ADP-120VH D)



Front View of Radiated Test 30MHz-1GHz (ADP-65JH HB)




Back View of Radiated Test 30MHz-1GHz (ADP-65JH HB)




Front View of Radiated Test 30MHz-1GHz (ADH-90AR B)




Back View of Radiated Test 30MHz-1GHz (ADH-90AR B)




Front View of Radiated Test (Horn) 1-18GHz (3m)




Back View of Radiated Test (Horn) 1-18GHz (3m)



Front View of Radiated Test (Horn) 18-40GHz (3m)




Back View of Radiated Test (Horn) 18-40GHz (3m)



Front View of Fundamental & Band edge Test (Horn) 18-40GHz (2m)




Back View of Fundamental & Band edge Test (Horn) 18-40GHz (2m)



Front View of Radiated Test (Horn) 40-50GHz (2m)



Back View of Radiated Test (Horn) 40-50GHz (2m)



Front View of Radiated Test (Horn) 50-200GHz (1m)



Back View of Radiated Test (Horn) 50-200GHz (1m)

