


FCC Test Report

FCC ID : NKR-DAUKW12
Equipment : 802.11a/b/g/n/ac Wireless LAN Module
Model No. : DAUK-W12
Brand Name : WNC
Applicant : Wistron NeWeb Corporation
Address : 20 Park Avenue II, Hsinchu Science Park,
Hsinchu 308,Taiwan,R.O.C.
Standard : 47 CFR FCC Part 15.407
Received Date : Nov. 28, 2016
Tested Date : Dec. 06 ~ Dec. 20, 2016

We, International Certification Corp., would like to declare that the tested sample has been evaluated and in compliance with the requirement of the above standards. The test results contained in this report refer exclusively to the product. It may be duplicated completely for legal use with the approval of the applicant. It shall not be reproduced except in full without the written approval of our laboratory.

Reviewed by:



Along Chen / Assistant Manager

Approved by:



Gary Chang / Manager



Table of Contents

| | | |
|----------|--|------------|
| 1 | GENERAL DESCRIPTION | 5 |
| 1.1 | Information..... | 5 |
| 1.2 | Local Support Equipment List | 10 |
| 1.3 | Test Setup Chart | 10 |
| 1.4 | The Equipment List | 11 |
| 1.5 | Testing Applied Standards | 12 |
| 1.6 | Measurement Uncertainty | 12 |
| 2 | TEST CONFIGURATION | 13 |
| 2.1 | Testing Condition | 13 |
| 2.2 | The Worst Test Modes and Channel Details | 14 |
| 3 | TRANSMITTER TEST RESULTS..... | 16 |
| 3.1 | Conducted Emissions..... | 16 |
| 3.2 | Emission Bandwidth | 21 |
| 3.3 | RF Output Power | 25 |
| 3.4 | Peak Power Spectral Density | 28 |
| 3.5 | Transmitter Radiated and Band Edge Emissions | 33 |
| 3.6 | Frequency Stability..... | 276 |
| 4 | TEST LABORATORY INFORMATION | 278 |

Release Record

| Report No. | Version | Description | Issued Date |
|------------|---------|---------------|---------------|
| FR6N2802AN | Rev. 01 | Initial issue | Jan. 10, 2017 |

Summary of Test Results

| FCC Rules | Test Items | Measured | Result |
|---------------------|-----------------------------|--|--------|
| 15.207 | Conducted Emissions | [dBuV]: 0.156MHz 41.44 (Margin -14.21dB) - AV | Pass |
| 15.407(b) 15.209 | Radiated Emissions | [dBuV/m at 3m]: 5470.00MHz 53.42 (Margin -0.58dB) - AV | Pass |
| 15.407(a) | Emission Bandwidth | Meet the requirement of limit | Pass |
| 15.407(e) | 6dB bandwidth | Meet the requirement of limit | Pass |
| 15.407(a) | RF Output Power | Max Power [dBm]: 5150~5250MHz: 21.79 5250~5350MHz: 22.06 5470~5725MHz: 21.92 5725~5850MHz: 22.07 | Pass |
| 15.407(a) | Peak Power Spectral Density | Meet the requirement of limit | Pass |
| 15.407(g) | Frequency Stability | Meet the requirement of limit | Pass |
| 15.203 | Antenna Requirement | Meet the requirement of limit | Pass |

1 General Description

1.1 Information

1.1.1 Specification of the Equipment under Test (EUT)

| RF General Information | | | | | |
|--|------------------|--|---|------------------------------------|-----------------|
| Frequency Range (MHz) | IEEE Std. 802.11 | Ch. Freq. (MHz) | Channel Number | Transmit Chains (N _{TX}) | Data Rate / MCS |
| 5150-5250 5250-5350 5470-5725 5725-5850 | a | 5180-5240 5260-5320 5500-5700 5745-5825 | 36-48 [4] 52-64 [4] 100-140 [11] 149-165 [5] | 1 | 6-54 Mbps |
| 5150-5250 5250-5350 5470-5725 5725-5850 | n (HT20) | 5180-5240 5260-5320 5500-5700 5745-5825 | 36-48 [4] 52-64 [4] 100-140 [11] 149-165 [5] | 2 | MCS 0-15 |
| 5150-5250 5250-5350 5470-5725 5725-5850 | n (HT40) | 5190-5230 5270-5310 5510-5670 5755-5795 | 38-46 [2] 54-62 [2] 102-134 [5] 151-159 [2] | 2 | MCS 0-15 |
| 5150-5250 5250-5350 5470-5725 5725-5850 | ac (VHT20) | 5180-5240 5260-5320 5500-5700 5745-5825 | 36-48 [4] 52-64 [4] 100-140 [11] 149-165 [5] | 2 | MCS 0-9 |
| 5150-5250 5250-5350 5470-5725 5725-5850 | ac (VHT40) | 5190-5230 5270-5310 5510-5670 5755-5795 | 38-46 [2] 54-62 [2] 102-134 [5] 151-159 [2] | 2 | MCS 0-9 |
| 5150-5250 5250-5350 5470-5725 5725-5850 | ac (VHT80) | 5210 5290 5530-5610 5775 | 42 [1] 58 [1] 106-122 [2] 155 [1] | 2 | MCS 0-9 |

Note 1: RF output power specifies that Maximum Conducted Output Power.
Note 2: 802.11a/n/ac uses a combination of OFDM-BPSK, QPSK, 16QAM, 64QAM, 256QAM modulation.

1.1.2 Antenna Details

| Configuration | Model | Type | Connector | Operating Frequencies (MHz) / Antenna Gain (dBi) | | | | |
|---------------|---|------|-----------|--|-----------|-----------|-----------|-----------|
| | | | | 2400~2483.5 | 5150~5250 | 5250~5350 | 5470~5725 | 5725~5850 |
| 1 | ANT 0 (On-board ANT0) | PIFA | N/A | 2.21 | 3.04 | 2.82 | 2.7 | 2.7 |
| | ANT 1 (On-board ANT0) | PIFA | N/A | 3.32 | 4.95 | 4.48 | 5.43 | 5.63 |
| 2 | RFMTA340740IMLB701 (External-Amtran) | PIFA | IPEX | 2.3 | 4.36 | 4.36 | 4.36 | 4.36 |
| | ANT 1 (On-board ANT1) | PIFA | N/A | 3.32 | 4.95 | 4.48 | 5.43 | 5.63 |
| 3 | N/A (External-WNC Antenna) | PIFA | IPEX | -4.72 | -5.22 | -4.92 | -4.69 | -4.69 |
| | N/A (External-WNC Antenna) | PIFA | IPEX | -4.72 | -5.22 | -4.92 | -4.69 | -4.69 |

1.1.3 Power Supply Type of Equipment under Test (EUT)

| | |
|--------------------------|----------------|
| Power Supply Type | 5Vdc from host |
|--------------------------|----------------|

1.1.4 Accessories

N/A

1.1.5 Channel List

| 802.11 a / HT20 / VHT20 | | HT40 / VHT40 | |
|-------------------------|----------------|--------------|----------------|
| Channel | Frequency(MHz) | Channel | Frequency(MHz) |
| 36 | 5180 | 38 | 5190 |
| 40 | 5200 | 46 | 5230 |
| 44 | 5220 | 54 | 5270 |
| 48 | 5240 | 62 | 5310 |
| 52 | 5260 | 102 | 5510 |
| 56 | 5280 | 110 | 5550 |
| 60 | 5300 | 118 | 5590 |
| 64 | 5320 | 126 | 5630 |
| 100 | 5500 | 134 | 5670 |
| 104 | 5520 | 151 | 5755 |
| 108 | 5540 | 159 | 5795 |
| 112 | 5560 | VHT80 | |
| 116 | 5580 | 42 | 5210 |
| 120 | 5600 | 58 | 5290 |
| 124 | 5620 | 106 | 5530 |
| 128 | 5640 | 122 | 5610 |
| 132 | 5660 | 155 | 5775 |
| 136 | 5680 | --- | --- |
| 140 | 5700 | --- | --- |
| 149 | 5745 | --- | --- |
| 153 | 5765 | --- | --- |
| 157 | 5785 | --- | --- |
| 161 | 5805 | --- | --- |
| 165 | 5825 | --- | --- |

1.1.6 Test Tool and Duty Cycle

| Test Tool | REALTEK 11ac 8812AU, Version: 0.0062.10.20151208 | | |
|----------------------------|--|----------------|------------------|
| Duty Cycle and Duty Factor | Mode | Duty cycle (%) | Duty factor (dB) |
| | 11a | 92.27% | 0.35 |
| | HT20 | 94.27% | 0.26 |
| | HT40 | 84.90% | 0.71 |
| | VHT20 | 94.27% | 0.26 |
| | VHT40 | 84.90% | 0.71 |
| | VHT80 | 68.75% | 1.63 |

1.1.7 Power Setting

| For Frequency band 5150-5250 MHz | | |
|----------------------------------|----------------------|-----------|
| Modulation Mode | Test Frequency (MHz) | Power Set |
| 11a | 5180 | 39 |
| 11a | 5200 | 48 |
| 11a | 5240 | 45 |
| HT20 | 5180 | 49/49 |
| HT20 | 5200 | 53/53 |
| HT20 | 5240 | 50/53 |
| HT40 | 5190 | 42/40 |
| HT40 | 5230 | 52/53 |
| VHT20 | 5180 | 49/49 |
| VHT20 | 5200 | 53/53 |
| VHT20 | 5240 | 50/53 |
| VHT40 | 5190 | 42/40 |
| VHT40 | 5230 | 52/53 |
| VHT80 | 5210 | 40/40 |

| For Frequency band 5250~5350 MHz | | |
|----------------------------------|----------------------|-----------|
| Modulation Mode | Test Frequency (MHz) | Power Set |
| 11a | 5260 | 44 |
| 11a | 5300 | 41 |
| 11a | 5320 | 31 |
| HT20 | 5260 | 50/53 |
| HT20 | 5300 | 50/53 |
| HT20 | 5320 | 40/43 |
| HT40 | 5270 | 48/50 |
| HT40 | 5310 | 32/33 |
| VHT20 | 5260 | 50/53 |
| VHT20 | 5300 | 50/53 |
| VHT20 | 5320 | 40/43 |
| VHT40 | 5270 | 48/50 |
| VHT40 | 5310 | 32/33 |
| VHT80 | 5290 | 30/30 |

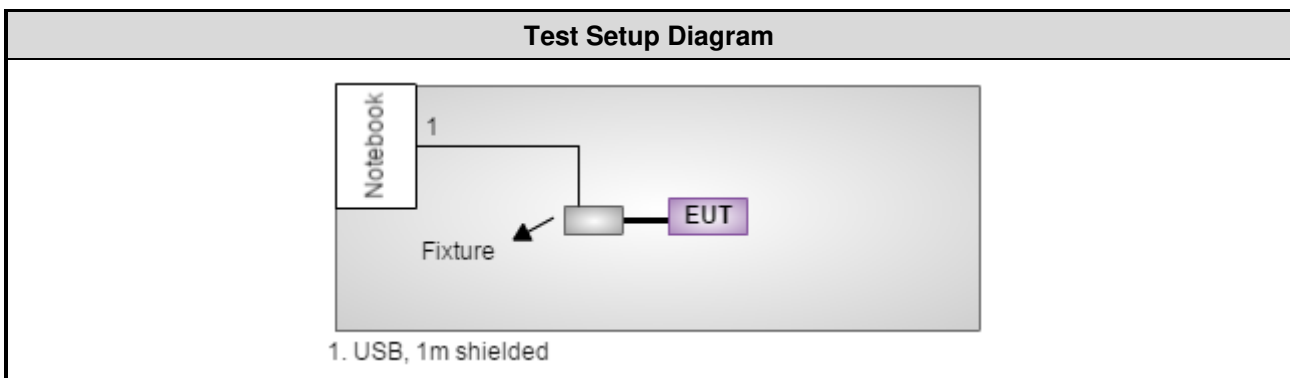
| For Frequency band 5470~5725 MHz | | |
|----------------------------------|----------------------|-----------|
| Modulation Mode | Test Frequency (MHz) | Power Set |
| 11a | 5500 | 49 |
| 11a | 5580 | 47 |
| 11a | 5700 | 41 |
| HT20 | 5500 | 53/56 |
| HT20 | 5580 | 58/61 |
| HT20 | 5700 | 47/48 |
| HT40 | 5510 | 41/45 |
| HT40 | 5590 | 56/61 |
| HT40 | 5670 | 49/51 |
| VHT20 | 5500 | 53/56 |
| VHT20 | 5580 | 58/61 |
| VHT20 | 5700 | 47/48 |
| VHT40 | 5510 | 41/45 |
| VHT40 | 5590 | 56/61 |
| VHT40 | 5670 | 49/51 |
| VHT80 | 5530 | 36/39 |
| VHT80 | 5610 | 48/52 |

| For Frequency band 5725~5850 MHz | | |
|----------------------------------|----------------------|-----------|
| Modulation Mode | Test Frequency (MHz) | Power Set |
| 11a | 5745 | 49 |
| 11a | 5785 | 49 |
| 11a | 5825 | 48 |
| HT20 | 5745 | 61/61 |
| HT20 | 5785 | 62/60 |
| HT20 | 5825 | 59/58 |
| HT40 | 5755 | 60/60 |
| HT40 | 5795 | 60/60 |
| VHT20 | 5745 | 61/61 |
| VHT20 | 5785 | 62/60 |
| VHT20 | 5825 | 59/58 |
| VHT40 | 5755 | 60/60 |
| VHT40 | 5795 | 60/60 |
| VHT80 | 5775 | 52/52 |

1.2 Local Support Equipment List

| Support Equipment List | | | | | |
|------------------------|-----------|-------|----------------|--------|---------------------------|
| No. | Equipment | Brand | Model | FCC ID | Signal cable / Length (m) |
| 1 | Notebook | DELL | Latitude E6440 | Doc | USB, 1m shielded |

1.3 Test Setup Chart



1.4 The Equipment List

| Test Item | Conducted Emission | | | | |
|----------------------|-------------------------------|----------------------|------------|------------------|-------------------|
| Test Site | Conduction room 1 / (CO01-WS) | | | | |
| Instrument | Manufacturer | Model No. | Serial No. | Calibration Date | Calibration Until |
| Receiver | R&S | ESR3 | 101657 | Jan. 12, 2016 | Jan. 11, 2017 |
| LISN | SCHWARZBECK | Schwarzbeck 8127 | 8127-667 | Nov. 08, 2016 | Nov. 07, 2017 |
| RF Cable-CON | EMC | EMCCFD300-BM-BM-6000 | 50821 | Dec. 21, 2015 | Dec. 20, 2016 |
| Measurement Software | AUDIX | e3 | 6.120210k | NA | NA |

Note: Calibration Interval of instruments listed above is one year.

| Test Item | Radiated Emission | | | | |
|-------------------------|-----------------------------|-------------------|---------------------|------------------|-------------------|
| Test Site | 966 chamber 3 / (03CH03-WS) | | | | |
| Instrument | Manufacturer | Model No. | Serial No. | Calibration Date | Calibration Until |
| Spectrum Analyzer | Agilent | N9010A | MY53400091 | Sep. 09, 2016 | Sep. 08, 2017 |
| Receiver | Agilent | N9038A | MY53290044 | Oct. 06, 2016 | Oct. 05, 2017 |
| Bilog Antenna | SCHWARZBECK | VULB9168 | VULB9168-685 | Apr. 26, 2016 | Apr. 25, 2017 |
| Horn Antenna 1G-18G | SCHWARZBECK | BBHA 9120 D | BBHA 9120 D 1206 | Feb. 24, 2016 | Feb. 23, 2017 |
| Horn Antenna 18G-40G | SCHWARZBECK | BBHA 9170 | BBHA 9170517 | Oct. 25, 2016 | Oct. 24, 2017 |
| Loop Antenna | R&S | HFH2-Z2 | 100330 | Nov. 10, 2016 | Nov. 09, 2017 |
| Preamplifier | EMC | EMC02325 | 980187 | Sep. 08, 2016 | Sep. 07, 2017 |
| Preamplifier | Agilent | 83017A | MY53270014 | Aug. 22, 2016 | Aug. 21, 2017 |
| Preamplifier | EMC | EMC184045B | 980192 | Aug. 24, 2016 | Aug. 23, 2017 |
| RF cable-3M | HUBER+SUHNER | SUCOFLEX104 | MY22620/4 | Feb. 05, 2016 | Feb. 04, 2017 |
| RF cable-8M | HUBER+SUHNER | SUCOFLEX104 | MY22600/4 | Feb. 05, 2016 | Feb. 04, 2017 |
| RF cable-1M | HUBER+SUHNER | SUCOFLEX104 | MY22624/4 | Feb. 05, 2016 | Feb. 04, 2017 |
| LF cable-0.8M | EMC | EMC8D-NM-NM-800 | EMC8D-NM-NM-800-001 | Feb. 05, 2016 | Feb. 04, 2017 |
| LF cable-3M | EMC | EMC8D-NM-NM-3000 | 131103 | Feb. 05, 2016 | Feb. 04, 2017 |
| LF cable-13M | EMC | EMC8D-NM-NM-13000 | 131104 | Feb. 05, 2016 | Feb. 04, 2017 |
| Measurement Software | AUDIX | e3 | 6.120210g | NA | NA |

Note: Calibration Interval of instruments listed above is one year.

| | | | | | |
|---|---------------------|------------------|-------------------|-------------------------|--------------------------|
| Test Item | RF Conducted | | | | |
| Test Site | (TH01-WS) | | | | |
| Instrument | Manufacturer | Model No. | Serial No. | Calibration Date | Calibration Until |
| Spectrum Analyzer | R&S | FSV40 | 101063 | Feb. 17, 2016 | Feb. 16, 2017 |
| TEMP&HUMIDITY CHAMBER | GIANT FORCE | GCT-225-40-SP-SD | MAF1212-002 | Nov. 21, 2016 | Nov. 20, 2017 |
| Power Meter | Anritsu | ML2495A | 1241002 | Oct. 06, 2016 | Oct. 05, 2017 |
| Power Sensor | Anritsu | MA2411B | 1207366 | Oct. 06, 2016 | Oct. 05, 2017 |
| Measurement Software | Sporton | Sporton_1 | 1.3.30 | NA | NA |
| Note: Calibration Interval of instruments listed above is one year. | | | | | |

1.5 Testing Applied Standards

According to the specification of EUT, the EUT must comply with following standards and KDB documents.

47 CFR FCC Part 15.407

ANSI C63.10-2013

FCC KDB 789033 D02 General UNII Test Procedures New Rules v01r03

FCC KDB 644545 D03 Guidance for IEEE 802 11ac New Rules v01

FCC KDB 662911 D01 Multiple Transmitter Output v02r01

FCC KDB 412172 D01 Determining ERP and EIRP v01r01

1.6 Measurement Uncertainty

ISO/IEC 17025 requires that an estimate of the measurement uncertainties associated with the emissions test results be included in the report. The measurement uncertainties given below are based on a 95% confidence level (based on a coverage factor ($k=2$))

| Measurement Uncertainty | |
|--------------------------------|-----------------|
| Parameters | Uncertainty |
| Bandwidth | ± 34.134 Hz |
| Conducted power | ± 0.808 dB |
| Frequency error | ± 34.134 Hz |
| Power density | ± 0.463 dB |
| Conducted emission | ± 2.670 dB |
| AC conducted emission | ± 2.90 dB |
| Radiated emission ≤ 1 GHz | ± 3.66 dB |
| Radiated emission > 1 GHz | ± 5.37 dB |
| Time | $\pm 0.1\%$ |
| Temperature | ± 0.6 °C |

2 Test Configuration

2.1 Testing Condition

| Test Item | Test Site | Ambient Condition | Tested By |
|--------------------|-----------|-------------------|--|
| AC Conduction | CO01-WS | 19°C / 64% | Howard Huang |
| Radiated Emissions | 03CH03-WS | 22-24°C / 60-63% | Brad Wu , Aska Huang Kevin Lee, Vincent Yeh |
| RF Conducted | TH01-WS | 21°C / 64% | Alex Huang |

- FCC Designation No.: TW0009
- FCC site registration No.: 207696
- IC site registration No.: 10807C-1

2.2 The Worst Test Modes and Channel Details

| Frequency band 5150~5350 MHz / 5470~5725 MHz | | | | |
|---|-----------------|---|-----------|--------------------|
| Test item | Modulation Mode | Test Frequency (MHz) | Data Rate | Test Configuration |
| Conducted Emissions | VHT20 | 5300 | MCS 0 | 3 |
| Radiated Emissions ≤1GHz | VHT20 | 5300 | MCS 0 | 1, 2, 3 |
| RF Output Power | 11a | 5180 / 5200 / 5240 / 5260 / 5300 5320 / 5500 / 5580 / 5700 | 6 Mbps | 2 |
| | HT20 | 5180 / 5200 / 5240 / 5260 / 5300 5320 / 5500 / 5580 / 5700 | MCS 0 | |
| | HT40 | 5190 / 5230 / 5270 / 5310 / 5510 5590 / 5670 | MCS 0 | |
| | VHT20 | 5180 / 5200 / 5240 / 5260 / 5300 5320 / 5500 / 5580 / 5700 | MCS 0 | |
| | VHT40 | 5190 / 5230 / 5270 / 5310 / 5510 5590 / 5670 | MCS 0 | |
| | VHT80 | 5210 / 5290 / 5530 / 5610 | MCS 0 | |
| Radiated Emissions >1GHz | 11a | 5180 / 5200 / 5240 / 5260 / 5300 5320 / 5500 / 5580 / 5700 | 6 Mbps | 1, 2, 3 |
| | VHT20 | 5180 / 5200 / 5240 / 5260 / 5300 5320 / 5500 / 5580 / 5700 | MCS 0 | |
| | VHT40 | 5190 / 5230 / 5270 / 5310 / 5510 5590 / 5670 | MCS 0 | |
| | VHT80 | 5210 / 5290 / 5530 / 5610 | MCS 0 | |
| Emission Bandwidth Peak Power Spectral Density | 11a | 5180 / 5200 / 5240 / 5260 / 5300 5320 / 5500 / 5580 / 5700 | 6 Mbps | 2 |
| | VHT20 | 5180 / 5200 / 5240 / 5260 / 5300 5320 / 5500 / 5580 / 5700 | MCS 0 | |
| | VHT40 | 5190 / 5230 / 5270 / 5310 / 5510 5590 / 5670 | MCS 0 | |
| | VHT80 | 5210 / 5290 / 5530 / 5610 | MCS 0 | |
| Frequency Stability | Un-modulation | 5320 | --- | 2 |

NOTE:

- The EUT was pretested with 3 orientations placed on the table for the radiated emission measurement – X, Y, and Z-plane. The **Z-plane** results were found as the worst case and were shown in this report.
- The test configurations are listed as follows:
 Configuration 1: On-board ANT0 + On-board ANT1 mode
 Configuration 2: External-Amtran + On-board ANT1 mode
 Configuration 3: External-WNC Antenna (330mm) + External-WNC Antenna (330mm) mode

| Frequency band 5725-5850 MHz | | | | |
|--|-----------------|----------------------|-----------|--------------------|
| Test item | Modulation Mode | Test Frequency (MHz) | Data Rate | Test Configuration |
| Conducted Emissions | VHT20 | 5745 | MCS 0 | 3 |
| Radiated Emissions ≤1GHz | VHT20 | 5745 | MCS 0 | 1, 2, 3 |
| RF Output Power | 11a | 5745 / 5785 / 5825 | 6 Mbps | 2 |
| | HT20 | 5745 / 5785 / 5825 | MCS 0 | |
| | HT40 | 5755 / 5795 | MCS 0 | |
| | VHT20 | 5745 / 5785 / 5825 | MCS 0 | |
| | VHT40 | 5755 / 5795 | MCS 0 | |
| | VHT80 | 5775 | MCS 0 | |
| Radiated Emissions >1GHz | 11a | 5745 / 5785 / 5825 | 6 Mbps | 1, 2, 3 |
| | VHT20 | 5745 / 5785 / 5825 | MCS 0 | |
| | VHT40 | 5755 / 5795 | MCS 0 | |
| | VHT80 | 5775 | MCS 0 | |
| Emission Bandwidth 6dB bandwidth Peak Power Spectral Density | 11a | 5745 / 5785 / 5825 | 6 Mbps | 2 |
| | VHT20 | 5745 / 5785 / 5825 | MCS 0 | |
| | VHT40 | 5755 / 5795 | MCS 0 | |
| | VHT80 | 5775 | MCS 0 | |
| Frequency Stability | Un-modulation | 5785 | --- | 2 |
| NOTE: | | | | |
| 1. The EUT was pretested with 3 orientations placed on the table for the radiated emission measurement – X, Y, and Z-plane. The Z-plane results were found as the worst case and were shown in this report. | | | | |
| 2. The test configurations are listed as follows: Configuration 1: On-board ANT0 + On-board ANT1 mode Configuration 2: External-Amtran + On-board ANT1 mode Configuration 3: External-WNC Antenna (330mm) + External-WNC Antenna (330mm) mode | | | | |

3 Transmitter Test Results

3.1 Conducted Emissions

3.1.1 Limit of Conducted Emissions

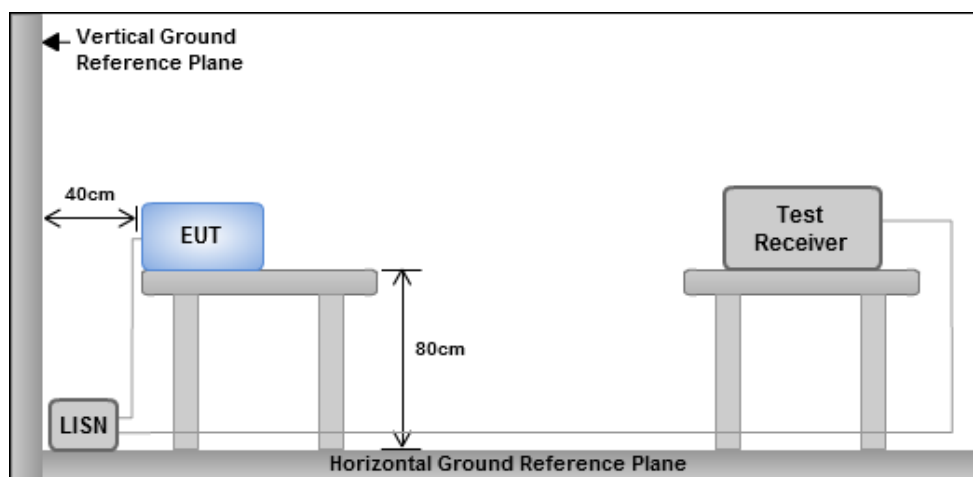
| Conducted Emissions Limit | | |
|---------------------------|------------|-----------|
| Frequency Emission (MHz) | Quasi-Peak | Average |
| 0.15-0.5 | 66 - 56 * | 56 - 46 * |
| 0.5-5 | 56 | 46 |
| 5-30 | 60 | 50 |

Note 1: * Decreases with the logarithm of the frequency.

3.1.2 Test Procedures

1. The device is placed on a test table, raised 80 cm above the reference ground plane. The vertical conducting plane is located 40 cm to the rear of the device.
2. The device is connected to line impedance stabilization network (LISN) and other accessories are connected to other LISN. Measured levels of AC power line conducted emission are across the 50 Ω LISN port.
3. AC conducted emission measurements is made over frequency range from 150 kHz to 30 MHz.
4. This measurement was performed with AC 120V/60Hz

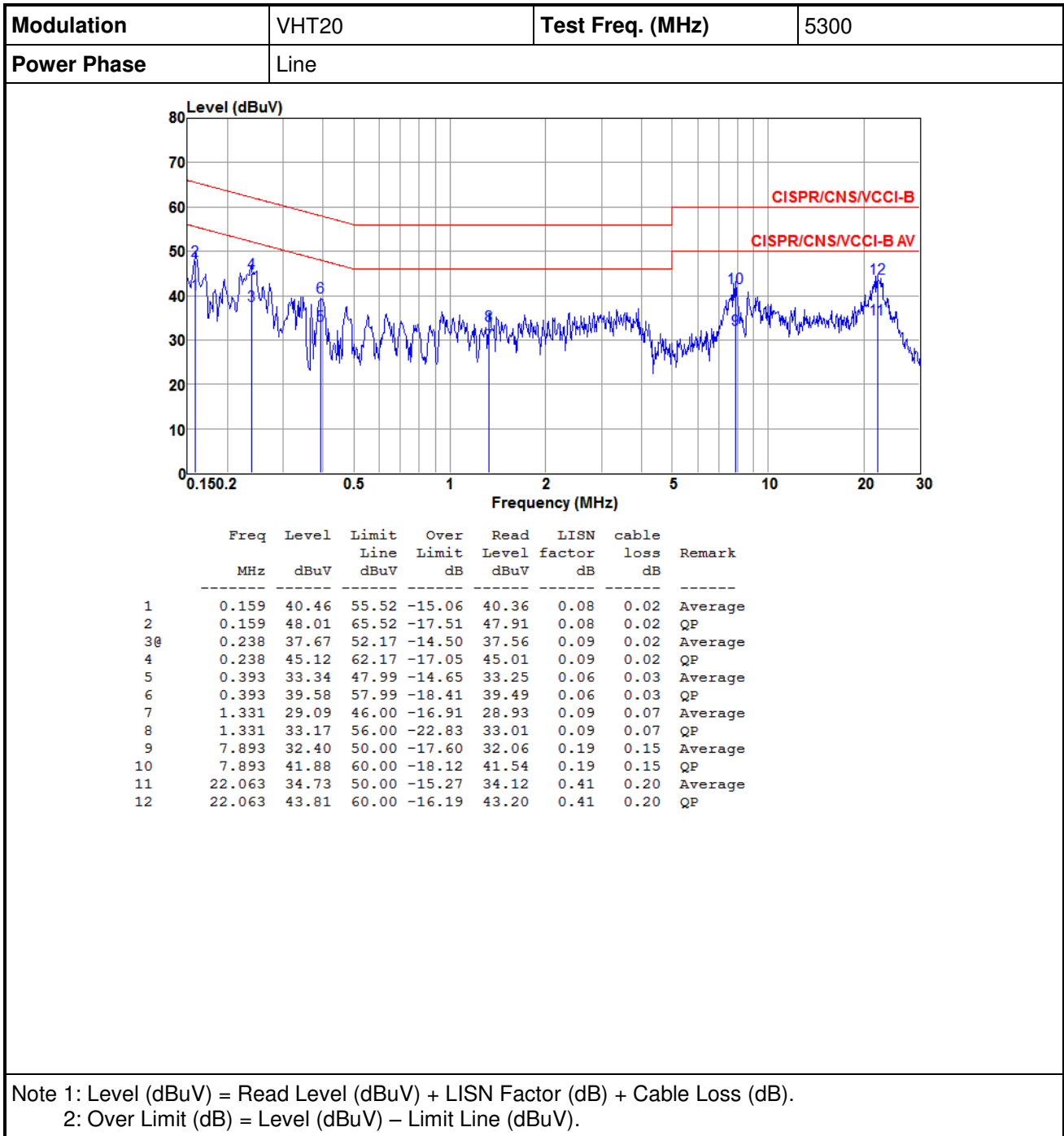
3.1.3 Test Setup



Note: 1. Support units were connected to second LISN.

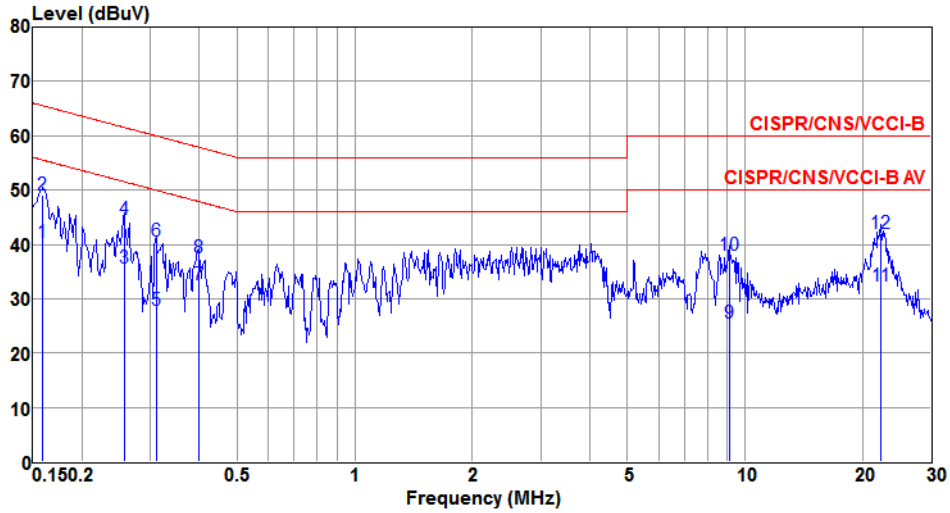
2. Both of LISNs (AMN) are 80 cm from EUT and at least 80 cm from other units and other metal planes

3.1.4 Test Result of Conducted Emissions



| | | | |
|-------------------|-------|-------------------------|------|
| Modulation | VHT20 | Test Freq. (MHz) | 5300 |
|-------------------|-------|-------------------------|------|

| | |
|--------------------|---------|
| Power Phase | Neutral |
|--------------------|---------|

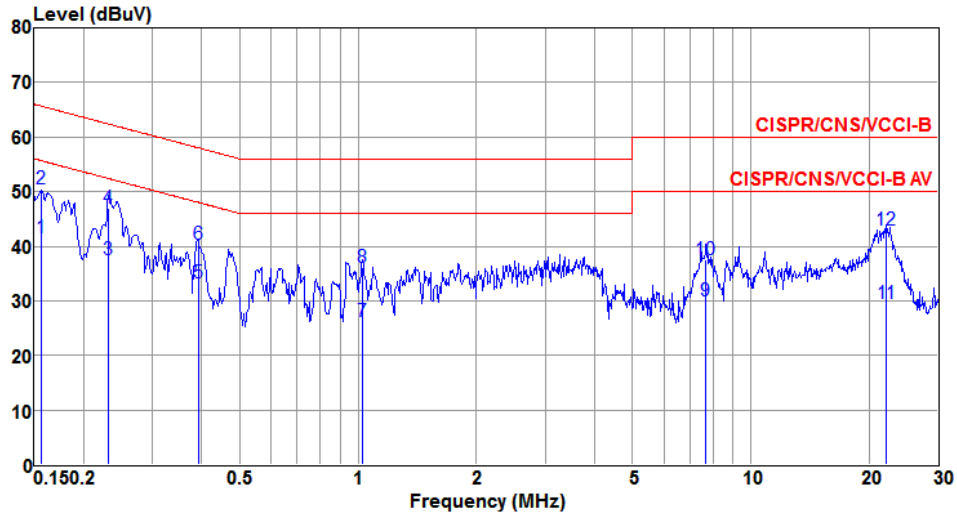


| | Freq MHz | Level dBuV | Limit Line dBuV | Over Limit dB | Read Level dBuV | LISN factor dB | cable loss dB | Remark |
|----|-------------|---------------|-----------------------|---------------------|-----------------------|----------------------|---------------------|---------|
| 10 | 0.159 | 40.29 | 55.52 | -15.23 | 40.17 | 0.10 | 0.02 | Average |
| 2 | 0.159 | 49.11 | 65.52 | -16.41 | 48.99 | 0.10 | 0.02 | QP |
| 3 | 0.256 | 35.60 | 51.56 | -15.96 | 35.48 | 0.10 | 0.02 | Average |
| 4 | 0.256 | 44.71 | 61.56 | -16.85 | 44.59 | 0.10 | 0.02 | QP |
| 5 | 0.310 | 27.88 | 49.97 | -22.09 | 27.73 | 0.12 | 0.03 | Average |
| 6 | 0.310 | 40.61 | 59.97 | -19.36 | 40.46 | 0.12 | 0.03 | QP |
| 7 | 0.398 | 32.49 | 47.90 | -15.41 | 32.33 | 0.13 | 0.03 | Average |
| 8 | 0.398 | 37.52 | 57.90 | -20.38 | 37.36 | 0.13 | 0.03 | QP |
| 9 | 9.107 | 25.53 | 50.00 | -24.47 | 25.08 | 0.29 | 0.16 | Average |
| 10 | 9.107 | 38.12 | 60.00 | -21.88 | 37.67 | 0.29 | 0.16 | QP |
| 11 | 22.298 | 32.23 | 50.00 | -17.77 | 31.59 | 0.43 | 0.21 | Average |
| 12 | 22.298 | 41.99 | 60.00 | -18.01 | 41.35 | 0.43 | 0.21 | QP |

Note 1: Level (dBuV) = Read Level (dBuV) + LISN Factor (dB) + Cable Loss (dB).
 2: Over Limit (dB) = Level (dBuV) – Limit Line (dBuV).

| | | | |
|-------------------|-------|-------------------------|------|
| Modulation | VHT20 | Test Freq. (MHz) | 5745 |
|-------------------|-------|-------------------------|------|

| | |
|--------------------|------|
| Power Phase | Line |
|--------------------|------|

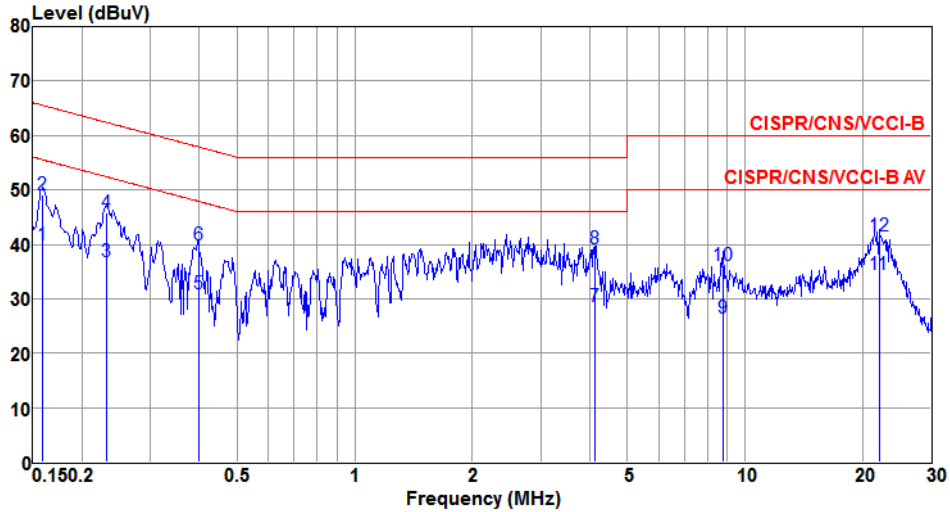


| | Freq MHz | Level dBuV | Limit Line dBuV | Over Limit dB | Read Level dBuV | LISN factor dB | cable loss dB | Remark |
|----|-------------|---------------|-----------------------|---------------------|-----------------------|----------------------|---------------------|---------|
| 1@ | 0.156 | 41.44 | 55.65 | -14.21 | 41.35 | 0.07 | 0.02 | Average |
| 2 | 0.156 | 50.39 | 65.65 | -15.26 | 50.30 | 0.07 | 0.02 | QP |
| 3 | 0.232 | 37.43 | 52.39 | -14.96 | 37.32 | 0.09 | 0.02 | Average |
| 4 | 0.232 | 46.87 | 62.39 | -15.52 | 46.76 | 0.09 | 0.02 | QP |
| 5 | 0.391 | 33.17 | 48.03 | -14.86 | 33.08 | 0.06 | 0.03 | Average |
| 6 | 0.391 | 40.40 | 58.03 | -17.63 | 40.31 | 0.06 | 0.03 | QP |
| 7 | 1.027 | 26.31 | 46.00 | -19.69 | 26.18 | 0.07 | 0.06 | Average |
| 8 | 1.027 | 36.01 | 56.00 | -19.99 | 35.88 | 0.07 | 0.06 | QP |
| 9 | 7.687 | 29.95 | 50.00 | -20.05 | 29.61 | 0.19 | 0.15 | Average |
| 10 | 7.687 | 37.45 | 60.00 | -22.55 | 37.11 | 0.19 | 0.15 | QP |
| 11 | 22.180 | 29.48 | 50.00 | -20.52 | 28.86 | 0.41 | 0.21 | Average |
| 12 | 22.180 | 43.00 | 60.00 | -17.00 | 42.38 | 0.41 | 0.21 | QP |

Note 1: Level (dBuV) = Read Level (dBuV) + LISN Factor (dB) + Cable Loss (dB).
 2: Over Limit (dB) = Level (dBuV) – Limit Line (dBuV).

| | | | |
|-------------------|-------|-------------------------|------|
| Modulation | VHT20 | Test Freq. (MHz) | 5745 |
|-------------------|-------|-------------------------|------|

| | |
|--------------------|---------|
| Power Phase | Neutral |
|--------------------|---------|



| | Freq MHz | Level dBuV | Limit dBuV | Over Limit dB | Read Level dBuV | LISN factor dB | cable loss dB | Remark |
|----|-------------|---------------|---------------|---------------------|-----------------------|----------------------|---------------------|---------|
| 1 | 0.159 | 39.90 | 55.52 | -15.62 | 39.78 | 0.10 | 0.02 | Average |
| 2 | 0.159 | 49.17 | 65.52 | -16.35 | 49.05 | 0.10 | 0.02 | QP |
| 3@ | 0.232 | 36.91 | 52.39 | -15.48 | 36.79 | 0.10 | 0.02 | Average |
| 4 | 0.232 | 45.86 | 62.39 | -16.53 | 45.74 | 0.10 | 0.02 | QP |
| 5 | 0.398 | 30.95 | 47.90 | -16.95 | 30.79 | 0.13 | 0.03 | Average |
| 6 | 0.398 | 39.80 | 57.90 | -18.10 | 39.64 | 0.13 | 0.03 | QP |
| 7 | 4.136 | 28.55 | 46.00 | -17.45 | 28.28 | 0.15 | 0.12 | Average |
| 8 | 4.136 | 39.30 | 56.00 | -16.70 | 39.03 | 0.15 | 0.12 | QP |
| 9 | 8.776 | 26.48 | 50.00 | -23.52 | 26.05 | 0.28 | 0.15 | Average |
| 10 | 8.776 | 36.09 | 60.00 | -23.91 | 35.66 | 0.28 | 0.15 | QP |
| 11 | 22.063 | 34.38 | 50.00 | -15.62 | 33.75 | 0.43 | 0.20 | Average |
| 12 | 22.063 | 41.64 | 60.00 | -18.36 | 41.01 | 0.43 | 0.20 | QP |

Note 1: Level (dBuV) = Read Level (dBuV) + LISN Factor (dB) + Cable Loss (dB).
 2: Over Limit (dB) = Level (dBuV) – Limit Line (dBuV).

3.2 Emission Bandwidth

3.2.1 Limit of Emission Bandwidth

Within the 5.725-5.85 GHz band, the minimum 6 dB bandwidth of U-NII devices shall be at least 500 kHz.

3.2.2 Test Procedures

26dB Bandwidth

1. Set RBW = approximately 1% of the emission bandwidth.
2. Set the VBW > RBW, Detector = Peak.
3. Trace mode = max hold.
4. Measure the maximum width of the emission that is 26 dB down from the peak of the emission.


Occupied Bandwidth

1. Set RBW = 1 % to 5 % of the OBW
2. Set VBW \geq 3 RBW
3. Sample detection and single sweep mode shall be used
4. Use the 99 % power bandwidth function of the instrument

6dB Bandwidth

1. Set RBW = 100kHz, VBW = 300kHz
2. Detector = Peak, Trace mode = max hold.
3. Allow the trace to stabilize.
4. Measure the maximum width of the emission that is constrained by the frequencies associated with the two outermost amplitude points (upper and lower frequencies) that are attenuated by 6 dB relative to the maximum level measured in the fundamental emission

3.2.3 Test Setup



3.2.4 Test Result of Emission Bandwidth

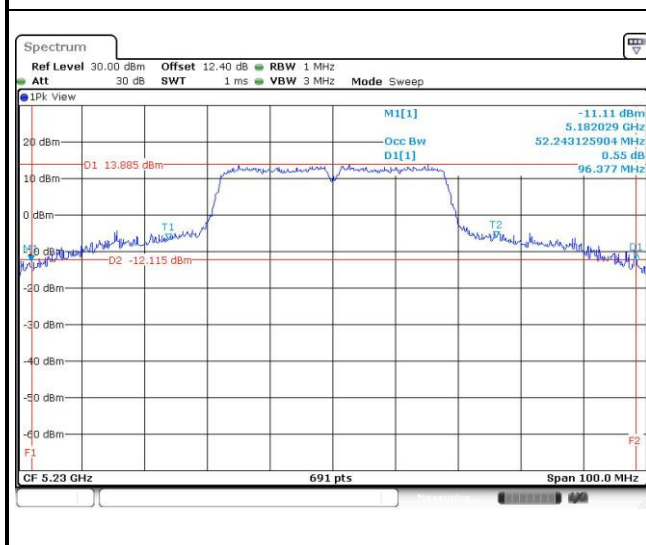
| For Frequency band 5150~5250 MHz | | | | | | | | | | |
|----------------------------------|-----------------|-------------|----------------------|---------|---------|---------|---------------------|---------|---------|---------|
| Mode | N _{TX} | Freq. (MHz) | 26dB Bandwidth (MHz) | | | | 99% Bandwidth (MHz) | | | |
| | | | Chain 0 | Chain 1 | Chain 2 | Chain 3 | Chain 0 | Chain 1 | Chain 2 | Chain 3 |
| 11a | 1 | 5180 | 23.84 | --- | --- | --- | 16.82 | --- | --- | --- |
| 11a | 1 | 5200 | 42.83 | --- | --- | --- | 17.23 | --- | --- | --- |
| 11a | 1 | 5240 | 42.10 | --- | --- | --- | 17.22 | --- | --- | --- |
| VHT20 | 2 | 5180 | 34.35 | 41.09 | --- | --- | 17.92 | 18.21 | --- | --- |
| VHT20 | 2 | 5200 | 42.54 | 46.01 | --- | --- | 18.41 | 18.61 | --- | --- |
| VHT20 | 2 | 5240 | 41.23 | 47.61 | --- | --- | 18.14 | 18.91 | --- | --- |
| VHT40 | 2 | 5190 | 45.91 | 44.75 | --- | --- | 36.88 | 36.68 | --- | --- |
| VHT40 | 2 | 5230 | 88.55 | 96.38 | --- | --- | 37.54 | 37.92 | --- | --- |
| VHT80 | 2 | 5210 | 81.62 | 81.39 | --- | --- | 75.44 | 75.68 | --- | --- |

| For Frequency band 5250~5350 MHz | | | | | | | | | | | |
|----------------------------------|-----------------|-------------|----------------------|---------|---------|---------|---------------------|---------|---------|---------|-------------------|
| Mode | N _{TX} | Freq. (MHz) | 26dB Bandwidth (MHz) | | | | 99% Bandwidth (MHz) | | | | Power Limit (dBm) |
| | | | Chain 0 | Chain 1 | Chain 2 | Chain 3 | Chain 0 | Chain 1 | Chain 2 | Chain 3 | |
| 11a | 1 | 5260 | 43.04 | --- | --- | --- | 17.41 | --- | --- | --- | 24.00 |
| 11a | 1 | 5300 | 42.46 | --- | --- | --- | 17.26 | --- | --- | --- | 24.00 |
| 11a | 1 | 5320 | 23.99 | --- | --- | --- | 16.85 | --- | --- | --- | 24.00 |
| VHT20 | 2 | 5260 | 42.90 | 45.14 | --- | --- | 18.39 | 18.42 | --- | --- | 24.00 |
| VHT20 | 2 | 5300 | 44.13 | 42.61 | --- | --- | 18.46 | 18.93 | --- | --- | 24.00 |
| VHT20 | 2 | 5320 | 26.59 | 23.70 | --- | --- | 17.86 | 17.77 | --- | --- | 24.00 |
| VHT40 | 2 | 5270 | 80.15 | 89.71 | --- | --- | 36.92 | 36.84 | --- | --- | 24.00 |
| VHT40 | 2 | 5310 | 44.99 | 44.29 | --- | --- | 36.78 | 36.68 | --- | --- | 24.00 |
| VHT80 | 2 | 5290 | 80.70 | 81.62 | --- | --- | 75.48 | 75.44 | --- | --- | 24.00 |

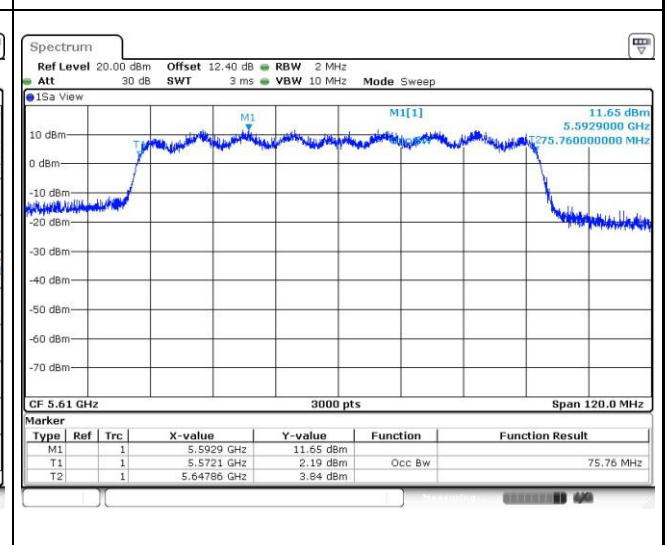
For Frequency band 5470~5725 MHz

| Mode | N _{TX} | Freq. (MHz) | 26dB Bandwidth (MHz) | | | | 99% Bandwidth (MHz) | | | | Power Limit (dBm) |
|-------|-----------------|-------------|----------------------|---------|---------|---------|---------------------|---------|---------|---------|-------------------|
| | | | Chain 0 | Chain 1 | Chain 2 | Chain 3 | Chain 0 | Chain 1 | Chain 2 | Chain 3 | |
| 11a | 1 | 5500 | 40.43 | --- | --- | --- | 17.07 | --- | --- | --- | 24.00 |
| 11a | 1 | 5580 | 42.54 | --- | --- | --- | 17.01 | --- | --- | --- | 24.00 |
| 11a | 1 | 5700 | 23.55 | --- | --- | --- | 16.84 | --- | --- | --- | 24.00 |
| VHT20 | 2 | 5500 | 26.09 | 31.59 | --- | --- | 17.89 | 17.86 | --- | --- | 24.00 |
| VHT20 | 2 | 5580 | 44.13 | 43.84 | --- | --- | 18.52 | 18.22 | --- | --- | 24.00 |
| VHT20 | 2 | 5700 | 45.43 | 43.55 | --- | --- | 17.85 | 17.81 | --- | --- | 24.00 |
| VHT40 | 2 | 5510 | 45.07 | 45.22 | --- | --- | 36.82 | 36.64 | --- | --- | 24.00 |
| VHT40 | 2 | 5590 | 73.19 | 90.00 | --- | --- | 36.68 | 36.64 | --- | --- | 24.00 |
| VHT40 | 2 | 5670 | 49.16 | 57.04 | --- | --- | 36.90 | 36.82 | --- | --- | 24.00 |
| VHT80 | 2 | 5530 | 82.09 | 81.62 | --- | --- | 75.48 | 75.44 | --- | --- | 24.00 |
| VHT80 | 2 | 5610 | 81.86 | 93.91 | --- | --- | 75.60 | 75.76 | --- | --- | 24.00 |

Worst Plot of 26dB Bandwidth

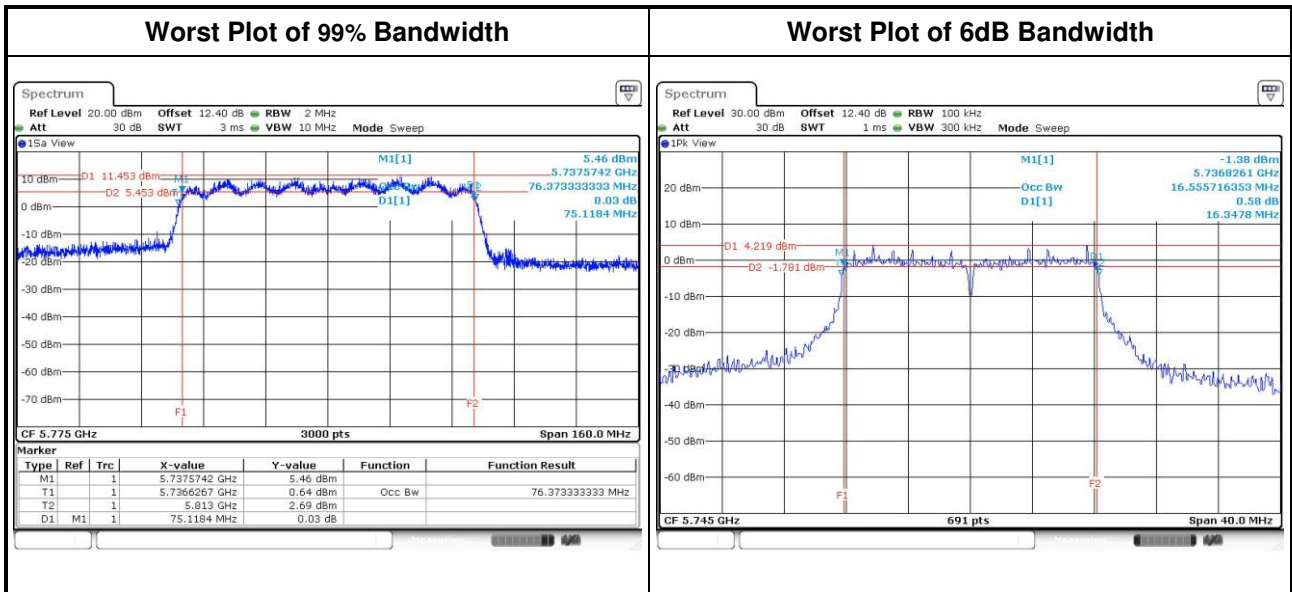


Worst Plot of 99% Bandwidth



For Frequency band 5725-5850 MHz

| Mode | N _{TX} | Freq. (MHz) | OBW Bandwidth (MHz) | | | | 6dB Bandwidth (MHz) | | | | 6dB BW Limit (MHz) |
|-------|-----------------|-------------|---------------------|---------|---------|---------|---------------------|---------|---------|---------|--------------------|
| | | | Chain 0 | Chain 1 | Chain 2 | Chain 3 | Chain 0 | Chain 1 | Chain 2 | Chain 3 | |
| 11a | 1 | 5745 | 17.11 | --- | --- | --- | 16.35 | --- | --- | --- | 0.5 |
| 11a | 1 | 5785 | 17.17 | --- | --- | --- | 16.35 | --- | --- | --- | 0.5 |
| 11a | 1 | 5825 | 16.95 | --- | --- | --- | 16.35 | --- | --- | --- | 0.5 |
| VHT20 | 2 | 5745 | 19.21 | 18.84 | --- | --- | 17.33 | 17.57 | --- | --- | 0.5 |
| VHT20 | 2 | 5785 | 19.32 | 20.00 | --- | --- | 17.57 | 16.93 | --- | --- | 0.5 |
| VHT20 | 2 | 5825 | 18.84 | 18.45 | --- | --- | 17.57 | 17.57 | --- | --- | 0.5 |
| VHT40 | 2 | 5755 | 39.23 | 38.00 | --- | --- | 36.06 | 36.29 | --- | --- | 0.5 |
| VHT40 | 2 | 5795 | 38.32 | 38.72 | --- | --- | 35.94 | 36.41 | --- | --- | 0.5 |
| VHT80 | 2 | 5775 | 76.37 | 76.00 | --- | --- | 75.13 | 75.13 | --- | --- | 0.5 |



3.3 RF Output Power

3.3.1 Limit of RF Output Power

| Frequency band 5150-5250 MHz | |
|--|---|
| Operating Mode | Limit |
| <input type="checkbox"/> Outdoor access point | Conducted Power: 1 W The maximum e.i.r.p. at any elevation angle above 30 degrees as measured from the horizon must not exceed 125 mW (21 dBm) |
| <input type="checkbox"/> Indoor access point | Conducted Power: 1 W |
| <input type="checkbox"/> Fixed point-to-point access points | Conducted Power: 1 W |
| <input checked="" type="checkbox"/> Mobile and portable client devices | Conducted Power: 250 mW |

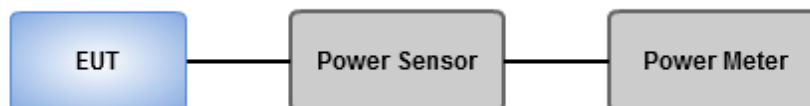
| Frequency Band (MHz) | Limit |
|---|-------------------------|
| <input checked="" type="checkbox"/> 5250 ~ 5350 | 250mW or 11dBm+10 log B |
| <input checked="" type="checkbox"/> 5470 ~ 5725 | 250mW or 11dBm+10 log B |
| <input checked="" type="checkbox"/> 5725 ~ 5850 | 1 W |

Note: "B" is the 26dB emission bandwidth in MHz.

3.3.2 Test Procedures

- Power meter
 - Measurements is performed using a wideband gated RF power meter provided that the gate parameters are adjusted such that the power is measured only when the EUT is transmitting at its maximum power control level. Since the measurement is made only during the ON time of the transmitter, no duty cycle correction factor is required

3.3.3 Test Setup



3.3.4 Test Result of Maximum Conducted Output Power

| For Frequency band 5150~5250 MHz | | | | | | | | | |
|----------------------------------|-----------------|-------------|-----------------------|---------|---------|---------|------------------|-------------------|-------------|
| Mode | N _{TX} | Freq. (MHz) | Conducted Power (dBm) | | | | Total Power (mW) | Total Power (dBm) | Limit (dBm) |
| | | | Chain 0 | Chain 1 | Chain 2 | Chain 3 | | | |
| 11a | 1 | 5180 | 15.21 | --- | --- | --- | 33.189 | 15.21 | 24.00 |
| 11a | 1 | 5200 | 19.12 | --- | --- | --- | 81.658 | 19.12 | 24.00 |
| 11a | 1 | 5240 | 19.00 | --- | --- | --- | 79.433 | 19.00 | 24.00 |
| HT20 | 2 | 5180 | 16.81 | 17.99 | --- | --- | 110.924 | 20.45 | 24.00 |
| HT20 | 2 | 5200 | 18.38 | 19.05 | --- | --- | 149.218 | 21.74 | 24.00 |
| HT20 | 2 | 5240 | 17.96 | 18.91 | --- | --- | 140.321 | 21.47 | 24.00 |
| HT40 | 2 | 5190 | 12.88 | 13.37 | --- | --- | 41.136 | 16.14 | 24.00 |
| HT40 | 2 | 5230 | 18.16 | 18.80 | --- | --- | 141.321 | 21.50 | 24.00 |
| VHT20 | 2 | 5180 | 16.89 | 18.06 | --- | --- | 112.839 | 20.52 | 24.00 |
| VHT20 | 2 | 5200 | 18.42 | 19.11 | --- | --- | 150.973 | 21.79 | 24.00 |
| VHT20 | 2 | 5240 | 18 | 18.97 | --- | --- | 141.982 | 21.52 | 24.00 |
| VHT40 | 2 | 5190 | 12.92 | 13.45 | --- | --- | 41.719 | 16.20 | 24.00 |
| VHT40 | 2 | 5230 | 18.24 | 18.88 | --- | --- | 143.949 | 21.58 | 24.00 |
| VHT80 | 2 | 5210 | 13.51 | 13.84 | --- | --- | 46.649 | 16.69 | 24.00 |

| For Frequency band 5250~5350 MHz | | | | | | | | | |
|----------------------------------|-----------------|-------------|-----------------------|---------|---------|---------|------------------|-------------------|-------------|
| Mode | N _{TX} | Freq. (MHz) | Conducted Power (dBm) | | | | Total Power (mW) | Total Power (dBm) | Limit (dBm) |
| | | | Chain 0 | Chain 1 | Chain 2 | Chain 3 | | | |
| 11a | 1 | 5260 | 19.16 | --- | --- | --- | 82.414 | 19.16 | 24.00 |
| 11a | 1 | 5300 | 19.16 | --- | --- | --- | 82.414 | 19.16 | 24.00 |
| 11a | 1 | 5320 | 15.08 | --- | --- | --- | 32.211 | 15.08 | 24.00 |
| HT20 | 2 | 5260 | 18.27 | 19.18 | --- | --- | 149.937 | 21.76 | 24.00 |
| HT20 | 2 | 5300 | 18.72 | 19.21 | --- | --- | 157.841 | 21.98 | 24.00 |
| HT20 | 2 | 5320 | 16.41 | 15.79 | --- | --- | 81.684 | 19.12 | 24.00 |
| HT40 | 2 | 5270 | 17.41 | 17.97 | --- | --- | 117.742 | 20.71 | 24.00 |
| HT40 | 2 | 5310 | 11.42 | 11.51 | --- | --- | 28.025 | 14.48 | 24.00 |
| VHT20 | 2 | 5260 | 18.31 | 19.24 | --- | --- | 151.710 | 21.81 | 24.00 |
| VHT20 | 2 | 5300 | 18.78 | 19.3 | --- | --- | 160.623 | 22.06 | 24.00 |
| VHT20 | 2 | 5320 | 16.45 | 15.87 | --- | --- | 82.794 | 19.18 | 24.00 |
| VHT40 | 2 | 5270 | 17.47 | 18.01 | --- | --- | 119.088 | 20.76 | 24.00 |
| VHT40 | 2 | 5310 | 11.48 | 11.57 | --- | --- | 28.415 | 14.54 | 24.00 |
| VHT80 | 2 | 5290 | 10.84 | 10.56 | --- | --- | 23.510 | 13.71 | 24.00 |

| For Frequency band 5470~5725 MHz | | | | | | | | | |
|----------------------------------|-----------------|-------------|-----------------------|---------|---------|---------|------------------|-------------------|-------------|
| Mode | N _{TX} | Freq. (MHz) | Conducted Power (dBm) | | | | Total Power (mW) | Total Power (dBm) | Limit (dBm) |
| | | | Chain 0 | Chain 1 | Chain 2 | Chain 3 | | | |
| 11a | 1 | 5500 | 19.22 | --- | --- | --- | 83.560 | 19.22 | 24.00 |
| 11a | 1 | 5580 | 19.02 | --- | --- | --- | 79.799 | 19.02 | 24.00 |
| 11a | 1 | 5700 | 16.32 | --- | --- | --- | 42.855 | 16.32 | 24.00 |
| HT20 | 2 | 5500 | 16.90 | 16.81 | --- | --- | 96.951 | 19.87 | 24.00 |
| HT20 | 2 | 5580 | 18.92 | 18.77 | --- | --- | 153.319 | 21.86 | 24.00 |
| HT20 | 2 | 5700 | 14.48 | 15.07 | --- | --- | 60.191 | 17.80 | 24.00 |
| HT40 | 2 | 5510 | 11.73 | 11.91 | --- | --- | 30.417 | 14.83 | 24.00 |
| HT40 | 2 | 5590 | 18.27 | 18.76 | --- | --- | 142.305 | 21.53 | 24.00 |
| HT40 | 2 | 5670 | 15.19 | 14.66 | --- | --- | 62.278 | 17.94 | 24.00 |
| VHT20 | 2 | 5500 | 16.96 | 16.88 | --- | --- | 98.412 | 19.93 | 24.00 |
| VHT20 | 2 | 5580 | 18.99 | 18.82 | --- | --- | 155.458 | 21.92 | 24.00 |
| VHT20 | 2 | 5700 | 14.56 | 15.14 | --- | --- | 61.235 | 17.87 | 24.00 |
| VHT40 | 2 | 5510 | 11.79 | 11.97 | --- | --- | 30.841 | 14.89 | 24.00 |
| VHT40 | 2 | 5590 | 18.33 | 18.84 | --- | --- | 144.637 | 21.60 | 24.00 |
| VHT40 | 2 | 5670 | 15.24 | 14.71 | --- | --- | 63.000 | 17.99 | 24.00 |
| VHT80 | 2 | 5530 | 10.17 | 10.01 | --- | --- | 20.422 | 13.10 | 24.00 |
| VHT80 | 2 | 5610 | 16.14 | 15.92 | --- | --- | 80.199 | 19.04 | 24.00 |

| For Frequency band 5725-5850 MHz | | | | | | | | | |
|----------------------------------|-----------------|-------------|-----------------------|---------|---------|---------|------------------|-------------------|-------------|
| Mode | N _{TX} | Freq. (MHz) | Conducted Power (dBm) | | | | Total Power (mW) | Total Power (dBm) | Limit (dBm) |
| | | | Chain 0 | Chain 1 | Chain 2 | Chain 3 | | | |
| 11a | 1 | 5745 | 18.53 | --- | --- | --- | 71.285 | 18.53 | 30.00 |
| 11a | 1 | 5785 | 18.62 | --- | --- | --- | 72.778 | 18.62 | 30.00 |
| 11a | 1 | 5825 | 18.57 | --- | --- | --- | 71.945 | 18.57 | 30.00 |
| HT20 | 2 | 5745 | 18.55 | 19.37 | --- | --- | 158.111 | 21.99 | 30.00 |
| HT20 | 2 | 5785 | 18.92 | 19.01 | --- | --- | 157.599 | 21.98 | 30.00 |
| HT20 | 2 | 5825 | 18.24 | 18.95 | --- | --- | 145.204 | 21.62 | 30.00 |
| HT40 | 2 | 5755 | 18.40 | 19.11 | --- | --- | 150.654 | 21.78 | 30.00 |
| HT40 | 2 | 5795 | 18.47 | 19.05 | --- | --- | 150.660 | 21.78 | 30.00 |
| VHT20 | 2 | 5745 | 18.62 | 19.45 | --- | --- | 160.883 | 22.07 | 30.00 |
| VHT20 | 2 | 5785 | 18.97 | 19.07 | --- | --- | 159.610 | 22.03 | 30.00 |
| VHT20 | 2 | 5825 | 18.33 | 19.00 | --- | --- | 147.510 | 21.69 | 30.00 |
| VHT40 | 2 | 5755 | 18.46 | 19.17 | --- | --- | 152.749 | 21.84 | 30.00 |
| VHT40 | 2 | 5795 | 18.52 | 19.14 | --- | --- | 153.157 | 21.85 | 30.00 |
| VHT80 | 2 | 5775 | 16.35 | 17.04 | | | 93.734 | 19.72 | 30.00 |

3.4 Peak Power Spectral Density

3.4.1 Limit of Peak Power Spectral Density

| Frequency band 5150-5250 MHz | | |
|-------------------------------------|------------------------------------|--------------|
| Operating Mode | | Limit |
| <input type="checkbox"/> | Outdoor access point | 17 dBm / MHz |
| <input type="checkbox"/> | Indoor access point | 17 dBm / MHz |
| <input type="checkbox"/> | Fixed point-to-point access points | 17 dBm / MHz |
| <input checked="" type="checkbox"/> | Mobile and portable client devices | 11 dBm / MHz |

| Frequency Band (MHz) | | Limit |
|-------------------------------------|-------------|------------------|
| <input checked="" type="checkbox"/> | 5250 ~ 5350 | 11 dBm / MHz |
| <input checked="" type="checkbox"/> | 5470 ~ 5725 | 11 dBm / MHz |
| <input checked="" type="checkbox"/> | 5725 ~ 5850 | 30 dBm / 500 kHz |

3.4.2 Test Procedures

For 5150~5250 MHz, 5250~5350 MHz, 5470~5725 MHz

Method SA-1

1. Set RBW = 1 MHz, VBW = 3 MHz, Sweep time = auto, Detector = RMS.
2. Trace average 100 traces.
3. Use the peak marker function to determine the maximum amplitude level.

Method SA-2 Alternative

1. Set RBW = 1 MHz, VBW = 3 MHz, Detector = RMS.
2. Set sweep time $\geq 10 * (\text{number of points in sweep}) * (\text{total on/off period of the transmitted signal})$.
3. Perform a single sweep.
4. Use the peak marker function to determine the maximum amplitude level.
5. Add $10 \log(1/x)$, where x is the duty cycle.

For 5725~5850 MHz


Method SA-1

1. Set RBW = 500 kHz, VBW = 2 MHz, Sweep time = auto, Detector = RMS.
2. Trace average 100 traces.
3. Use the peak marker function to determine the maximum amplitude level.

Method SA-2 Alternative

1. Set RBW = 500 kHz, VBW = 2 MHz, Detector = RMS.
2. Set sweep time $\geq 10 * (\text{number of points in sweep}) * (\text{total on/off period of the transmitted signal})$.
3. Perform a single sweep.
4. Use the peak marker function to determine the maximum amplitude level.
5. Add $10 \log(1/x)$, where x is the duty cycle.

3.4.3 Test Setup



3.4.4 Test Result of Peak Power Spectral Density

| Frequency band | | | 5150~5250 MHz / 5250~5350 MHz | | | |
|----------------|-----------------|-------------|---------------------------------------|------------------|-------------------------|----------------------|
| Condition | | | Peak Power Spectral Density (dBm/MHz) | | | |
| Mode | N _{TX} | Freq. (MHz) | PPSD w/o D.F (dBm/MHz) | Duty Factor (dB) | PPSD with D.F (dBm/MHz) | PPSD Limit (dBm/MHz) |
| 11a | 1 | 5180 | 2.19 | 0.35 | 2.54 | 11 |
| 11a | 1 | 5200 | 6.15 | 0.35 | 6.50 | 11 |
| 11a | 1 | 5240 | 5.97 | 0.35 | 6.32 | 11 |
| VHT20 | 2 | 5180 | 7.28 | 0.26 | 7.54 | 9.33 |
| VHT20 | 2 | 5200 | 8.28 | 0.26 | 8.54 | 9.33 |
| VHT20 | 2 | 5240 | 7.97 | 0.26 | 8.23 | 9.33 |
| VHT40 | 2 | 5190 | 0.01 | 0.71 | 0.72 | 9.33 |
| VHT40 | 2 | 5230 | 4.09 | 0.71 | 4.80 | 9.33 |
| VHT80 | 2 | 5210 | -2.89 | 1.63 | -1.26 | 9.33 |
| 11a | 1 | 5260 | 6.49 | 0.35 | 6.84 | 11 |
| 11a | 1 | 5300 | 6.32 | 0.35 | 6.67 | 11 |
| 11a | 1 | 5320 | 1.95 | 0.35 | 2.30 | 11 |
| VHT20 | 2 | 5260 | 8.05 | 0.26 | 8.31 | 9.57 |
| VHT20 | 2 | 5300 | 8.77 | 0.26 | 9.03 | 9.57 |
| VHT20 | 2 | 5320 | 5.82 | 0.26 | 6.08 | 9.57 |
| VHT40 | 2 | 5270 | 4.24 | 0.71 | 4.95 | 9.57 |
| VHT40 | 2 | 5310 | -2.03 | 0.71 | -1.32 | 9.57 |
| VHT80 | 2 | 5290 | -5.39 | 1.63 | -3.76 | 9.57 |

Note:

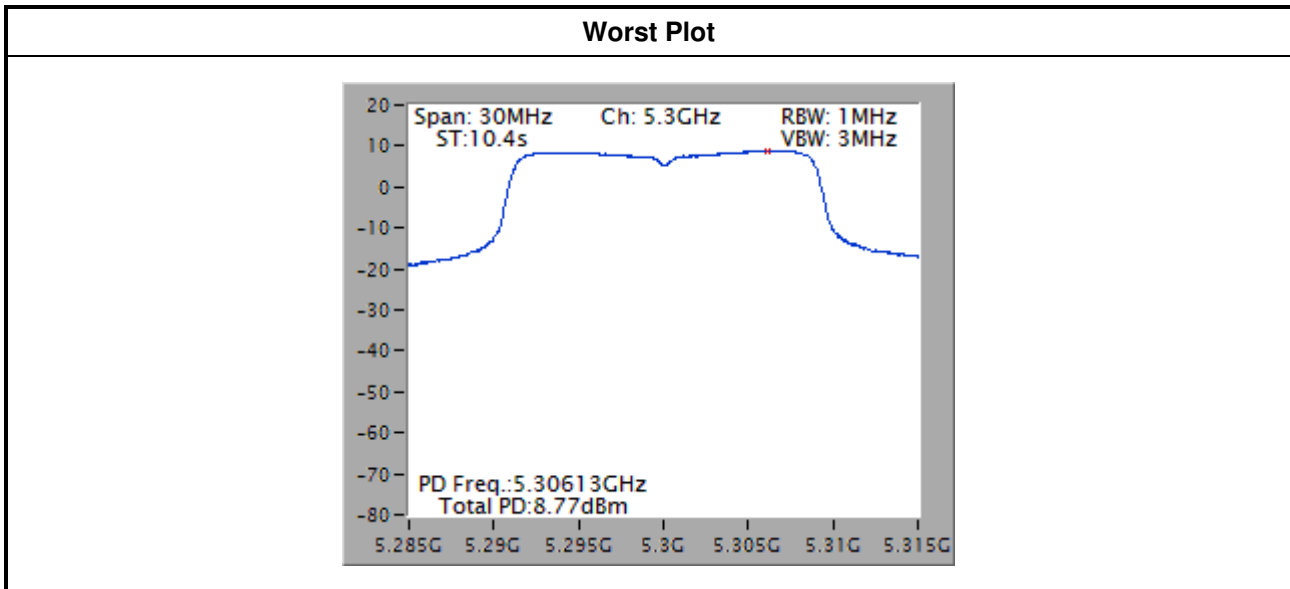
1. D.F is duty factor.
2. Test result of 2TX mode is bin-by-bin summing measured value of each TX port.
3. For For 2 TX mode
5150~5250MHz band, Directional gain = $10 * \log((10^{4.36/20} + 10^{4.95/20})^2 / 2) = 7.67 \text{ dBi} > 6 \text{ dBi}$
Limit shall be reduced to $11 \text{ dBm} - (7.67 \text{ dBi} - 6 \text{ dBi}) = 9.33 \text{ dBm}$.

5250~5350MHz band, Directional gain = $10 * \log((10^{4.36/20} + 10^{4.48/20})^2 / 2) = 7.43 \text{ dBi} > 6 \text{ dBi}$
Limit shall be reduced to $11 \text{ dBm} - (7.43 \text{ dBi} - 6 \text{ dBi}) = 9.57 \text{ dBm}$.

| Frequency band | | | 5470~5725 MHz | | | |
|----------------|-----------------|-------------|---------------------------------------|------------------|-------------------------|----------------------|
| Condition | | | Peak Power Spectral Density (dBm/MHz) | | | |
| Mode | N _{TX} | Freq. (MHz) | PPSD w/o D.F (dBm/MHz) | Duty Factor (dB) | PPSD with D.F (dBm/MHz) | PPSD Limit (dBm/MHz) |
| 11a | 1 | 5500 | 6.38 | 0.35 | 6.73 | 11 |
| 11a | 1 | 5580 | 5.83 | 0.35 | 6.18 | 11 |
| 11a | 1 | 5700 | 3.17 | 0.35 | 3.52 | 11 |
| VHT20 | 2 | 5500 | 6.38 | 0.26 | 6.64 | 9.08 |
| VHT20 | 2 | 5580 | 8.50 | 0.26 | 8.76 | 9.08 |
| VHT20 | 2 | 5700 | 4.47 | 0.26 | 4.73 | 9.08 |
| VHT40 | 2 | 5510 | -1.88 | 0.71 | -1.17 | 9.08 |
| VHT40 | 2 | 5590 | 4.89 | 0.71 | 5.60 | 9.08 |
| VHT40 | 2 | 5670 | 1.26 | 0.71 | 1.97 | 9.08 |
| VHT80 | 2 | 5530 | -6.17 | 1.63 | -4.54 | 9.08 |
| VHT80 | 2 | 5610 | -0.55 | 1.63 | 1.08 | 9.08 |

Note:

1. D.F is duty factor.
2. Test result of 2TX mode is bin-by-bin summing measured value of each TX port.
3. For 2TX mode, Directional gain = $10 * \log((10^{4.36/20} + 10^{5.43/20})^2 / 2) = 7.92 \text{ dBi} > 6 \text{ dBi}$
Limit shall be reduced to $11 \text{ dBm} - (7.92 \text{ dBi} - 6 \text{ dBi}) = 9.08 \text{ dBm}$.

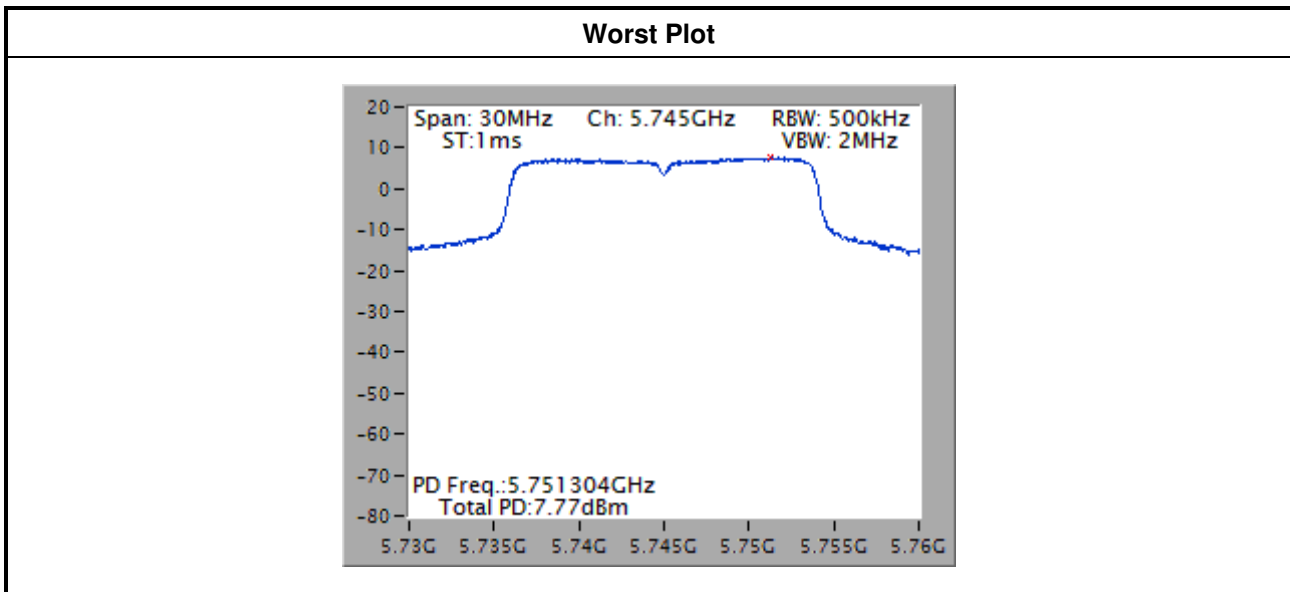


Note: The plot without duty factor

| Frequency band | | | 5725-5850 MHz | | | |
|----------------|-----------------|-------------|--|------------------|----------------------------|-------------------------|
| Condition | | | Peak Power Spectral Density (dBm/500kHz) | | | |
| Mode | N _{TX} | Freq. (MHz) | PPSD w/o D.F (dBm/500kHz) | Duty Factor (dB) | PPSD with D.F (dBm/500kHz) | PPSD Limit (dBm/500kHz) |
| 11a | 1 | 5745 | 3.78 | 0.35 | 4.13 | 30.00 |
| 11a | 1 | 5785 | 4.09 | 0.35 | 4.44 | 30.00 |
| 11a | 1 | 5825 | 4.06 | 0.35 | 4.41 | 30.00 |
| VHT20 | 2 | 5745 | 7.77 | 0.26 | 8.03 | 27.97 |
| VHT20 | 2 | 5785 | 7.75 | 0.26 | 8.01 | 27.97 |
| VHT20 | 2 | 5825 | 7.46 | 0.26 | 7.72 | 27.97 |
| VHT40 | 2 | 5755 | 3.10 | 0.71 | 3.81 | 27.97 |
| VHT40 | 2 | 5795 | 3.64 | 0.71 | 4.35 | 27.97 |
| VHT80 | 2 | 5775 | -1.47 | 1.63 | 0.16 | 27.97 |

Note:

1. D.F is duty factor.
2. Test result is bin-by-bin summing measured value of each TX port.
3. For 2TX mode, Directional gain = $10 * \log((10^{4.36/20} + 10^{5.63/20})^2 / 2) = 8.03 \text{ dBi} > 6 \text{ dBi}$
Limit shall be reduced to $30 \text{ dBm} - (8.03 \text{ dBi} - 6 \text{ dBi}) = 27.97 \text{ dBm}$



Note: The plot without duty factor

3.5 Transmitter Radiated and Band Edge Emissions

3.5.1 Limit of Transmitter Radiated and Band Edge Emissions

| Restricted Band Emissions Limit | | | |
|---------------------------------|-----------------------|-------------------------|----------------------|
| Frequency Range (MHz) | Field Strength (uV/m) | Field Strength (dBuV/m) | Measure Distance (m) |
| 0.009~0.490 | 2400/F(kHz) | 48.5 - 13.8 | 300 |
| 0.490~1.705 | 24000/F(kHz) | 33.8 - 23 | 30 |
| 1.705~30.0 | 30 | 29 | 30 |
| 30~88 | 100 | 40 | 3 |
| 88~216 | 150 | 43.5 | 3 |
| 216~960 | 200 | 46 | 3 |
| Above 960 | 500 | 54 | 3 |

Note 1:
Qusai-Peak value is measured for frequency below 1GHz except for 9–90 kHz, 110–490 kHz frequency band. Peak and average value are measured for frequency above 1GHz. The limit on average radio frequency emission is as above table. The limit on peak radio frequency emissions is 20 dB above the maximum permitted average emission limit

Note 2:
Measurements may be performed at a distance other than what is specified provided. When performing measurements at a distance other than that specified, the results shall be extrapolated to the specified distance using an extrapolation factor as below, Frequency at or above 30 MHz: 20 dB/decade Frequency below 30 MHz: 40 dB/decade.

| Un-restricted band emissions above 1GHz Limit | |
|---|---|
| Operating Band | Limit |
| 5.15 - 5.25 GHz | e.i.r.p. -27 dBm [68.2 dBuV/m@3m] |
| 5.25 - 5.35 GHz | e.i.r.p. -27 dBm [68.2 dBuV/m@3m] |
| 5.47 - 5.725 GHz | e.i.r.p. -27 dBm [68.2 dBuV/m@3m] |
| 5.725 - 5.850 GHz | <input checked="" type="checkbox"/> 15.407(b)(4)(i) All emissions shall be limited to a level of -27 dBm/MHz at 75 MHz or more above or below the band edge increasing linearly to 10 dBm/MHz at 25 MHz above or below the band edge, and from 25 MHz above or below the band edge increasing linearly to a level of 15.6 dBm/MHz at 5 MHz above or below the band edge, and from 5 MHz above or below the band edge increasing linearly to a level of 27 dBm/MHz at the band edge. |
| | <input type="checkbox"/> 15.407(b)(4)(ii) ,compliance with the emission limits in § 15.247(d) Shall be at least 30dB below that in the 100 kHz bandwidth within the band that contains the highest level of the desired power,. Attenuation below the general limits specified in §15.209(a) is not required. In addition,radiated emissions which fall in the restricted bands, as defined in §15.205(a), must also comply with the radiated emission limits specified in §15.209(a) (see § 15.205(c)) |

Note 1: Measurements may be performed at a distance other than the limit distance provided they are not performed in the near field and the emissions to be measured can be detected by the measurement equipment. When performing measurements at a distance other than that specified, the results shall be extrapolated to the specified distance using an extrapolation factor of 20 dB/decade (inverse of linear distance for field-strength measurements, inverse of linear distance-squared for power-density measurements).

3.5.2 Test Procedures

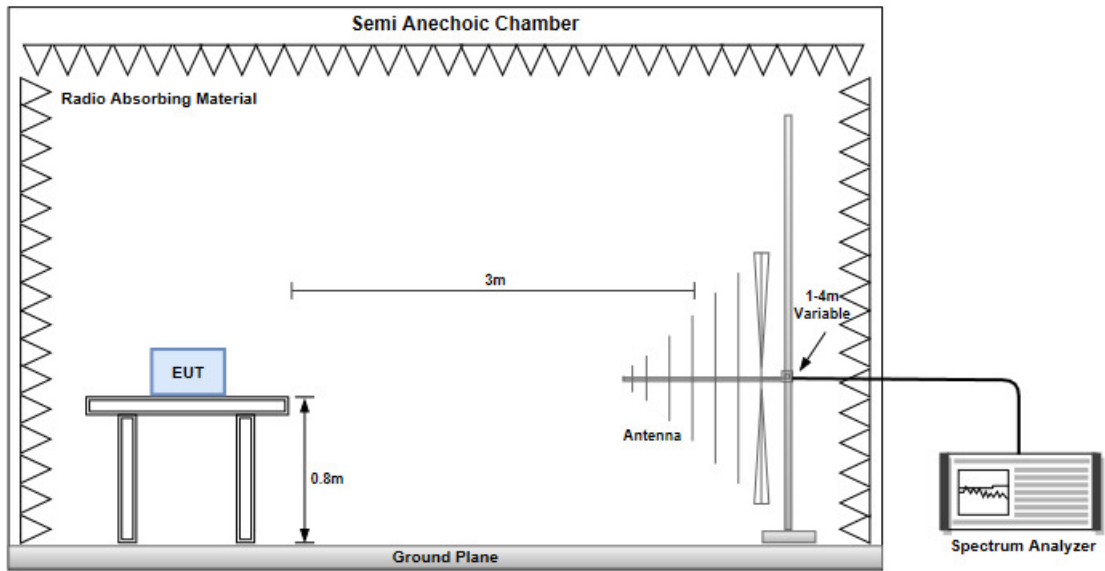
1. Measurement is made at a semi-anechoic chamber that incorporates a turntable allowing a EUT rotation of 360°. A continuously-rotating, remotely-controlled turntable is installed at the test site to support the EUT and facilitate determination of the direction of maximum radiation for each EUT emission frequency. The EUT is placed at test table. For emissions testing at or below 1 GHz, the table height is 80 cm above the reference ground plane. For emission measurements above 1 GHz, the table height is 1.5 m
2. Measurement is made with the antenna positioned in both the horizontal and vertical planes of polarization. The measurement antenna is varied in height (1 m ~ 4m) above the reference ground plane to obtain the maximum signal strength. Distance between EUT and antenna is 3 m.
3. This investigation is performed with the EUT rotated 360°, the antenna height scanned between 1 m and 4 m, and the antenna rotated to repeat the measurements for both the horizontal and vertical antenna polarizations.

Note:

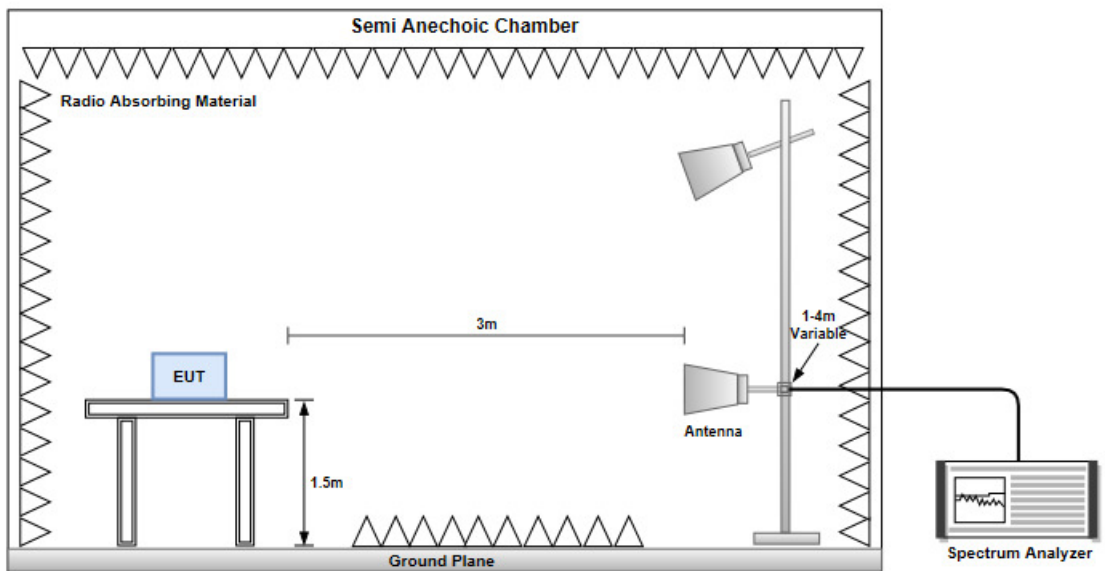
1. 120kHz measurement bandwidth of test receiver and Quasi-peak detector is for radiated emission below 1GHz.
2. RBW=1MHz, VBW=3MHz and Peak detector is for peak measured value of radiated emission above 1GHz.
3. RBW=1MHz, VBW=1/T and Peak detector is for average measured value of radiated emission above 1GHz.

3.5.3 Test Setup

Radiated Emissions below 1 GHz

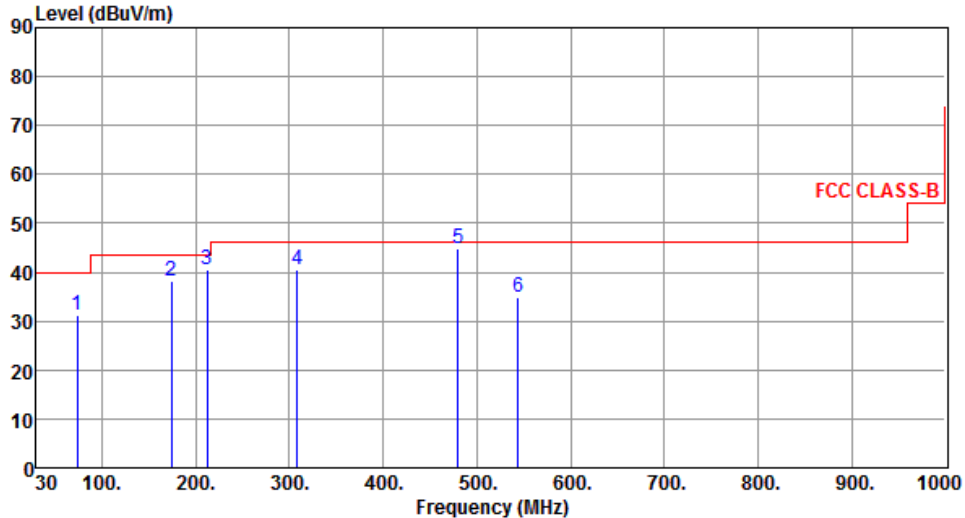


Radiated Emissions above 1 GHz

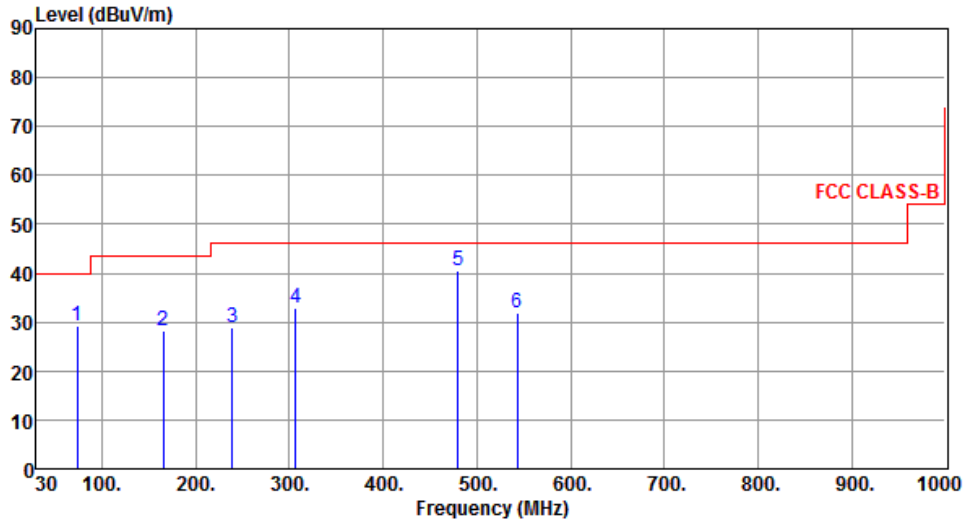


Configuration 1: On-board ANT0 + On-board ANT1 mode

3.5.4 Transmitter Radiated Unwanted Emissions (Below 1GHz)

| Modulation | VHT20 | Test Freq. (MHz) | 5300 | | | | | | | | | | | | | | | | | | | | | | | | | | | | | | | | | | | | | | | | | | | | | | | | | | | | | | | | | | | | | | | |
|--|---|------------------|-----------------------------|-----------------------|--------------|-----------------------|-------------------|----------------------|-------------------|----------------------|---|-------|-------|-------|-------|-------|--------|------|-----|---|--------|-------|-------|-------|-------|-------|------|-----|---|--------|-------|-------|-------|-------|--------|------|-----|---|--------|-------|-------|-------|-------|-------|------|-----|---|--------|-------|-------|-------|-------|-------|----|--------|---|--------|-------|-------|--------|-------|-------|------|-----|--|--|
| Polarization | Horizontal | | | | | | | | | | | | | | | | | | | | | | | | | | | | | | | | | | | | | | | | | | | | | | | | | | | | | | | | | | | | | | | | | |
|  <p>The graph displays the radiated unwanted emissions for the transmitter. The y-axis represents the Level in dBuV/m, ranging from 0 to 90. The x-axis represents the Frequency in MHz, ranging from 30 to 1000. A red line indicates the FCC CLASS-B limit, which is constant at 40 dBuV/m from 30 MHz to 100 MHz, then steps up to 45 dBuV/m from 100 MHz to 1000 MHz. Six emission peaks are identified and numbered 1 through 6. Peak 1 is at 73.65 MHz (31.13 dBuV/m), Peak 2 at 174.53 MHz (38.25 dBuV/m), Peak 3 at 212.36 MHz (40.38 dBuV/m), Peak 4 at 308.39 MHz (40.36 dBuV/m), Peak 5 at 480.08 MHz (44.98 dBuV/m), and Peak 6 at 544.10 MHz (34.90 dBuV/m). The emission level at 480.08 MHz (Peak 5) is the highest, exceeding the FCC CLASS-B limit by approximately 10 dB.</p> | | | | | | | | | | | | | | | | | | | | | | | | | | | | | | | | | | | | | | | | | | | | | | | | | | | | | | | | | | | | | | | | | | |
| | <table border="1"> <thead> <tr> <th>Freq. MHz</th> <th>Emission level dBuV/m</th> <th>Limit dBuV/m</th> <th>Margin dB</th> <th>SA reading dBuV</th> <th>Factor dB</th> <th>Remark</th> <th>ANT High cm</th> <th>Turn Table deg</th> </tr> </thead> <tbody> <tr> <td>1</td> <td>73.65</td> <td>31.13</td> <td>40.00</td> <td>-8.87</td> <td>42.50</td> <td>-11.37</td> <td>Peak</td> <td>---</td> </tr> <tr> <td>2</td> <td>174.53</td> <td>38.25</td> <td>43.50</td> <td>-5.25</td> <td>47.25</td> <td>-9.00</td> <td>Peak</td> <td>---</td> </tr> <tr> <td>3</td> <td>212.36</td> <td>40.38</td> <td>43.50</td> <td>-3.12</td> <td>51.32</td> <td>-10.94</td> <td>Peak</td> <td>---</td> </tr> <tr> <td>4</td> <td>308.39</td> <td>40.36</td> <td>46.00</td> <td>-5.64</td> <td>47.83</td> <td>-7.47</td> <td>Peak</td> <td>---</td> </tr> <tr> <td>5</td> <td>480.08</td> <td>44.98</td> <td>46.00</td> <td>-1.02</td> <td>48.19</td> <td>-3.21</td> <td>QP</td> <td>178 72</td> </tr> <tr> <td>6</td> <td>544.10</td> <td>34.90</td> <td>46.00</td> <td>-11.10</td> <td>37.00</td> <td>-2.10</td> <td>Peak</td> <td>---</td> </tr> </tbody> </table> | Freq. MHz | Emission level dBuV/m | Limit dBuV/m | Margin dB | SA reading dBuV | Factor dB | Remark | ANT High cm | Turn Table deg | 1 | 73.65 | 31.13 | 40.00 | -8.87 | 42.50 | -11.37 | Peak | --- | 2 | 174.53 | 38.25 | 43.50 | -5.25 | 47.25 | -9.00 | Peak | --- | 3 | 212.36 | 40.38 | 43.50 | -3.12 | 51.32 | -10.94 | Peak | --- | 4 | 308.39 | 40.36 | 46.00 | -5.64 | 47.83 | -7.47 | Peak | --- | 5 | 480.08 | 44.98 | 46.00 | -1.02 | 48.19 | -3.21 | QP | 178 72 | 6 | 544.10 | 34.90 | 46.00 | -11.10 | 37.00 | -2.10 | Peak | --- | | |
| Freq. MHz | Emission level dBuV/m | Limit dBuV/m | Margin dB | SA reading dBuV | Factor dB | Remark | ANT High cm | Turn Table deg | | | | | | | | | | | | | | | | | | | | | | | | | | | | | | | | | | | | | | | | | | | | | | | | | | | | | | | | | | |
| 1 | 73.65 | 31.13 | 40.00 | -8.87 | 42.50 | -11.37 | Peak | --- | | | | | | | | | | | | | | | | | | | | | | | | | | | | | | | | | | | | | | | | | | | | | | | | | | | | | | | | | | |
| 2 | 174.53 | 38.25 | 43.50 | -5.25 | 47.25 | -9.00 | Peak | --- | | | | | | | | | | | | | | | | | | | | | | | | | | | | | | | | | | | | | | | | | | | | | | | | | | | | | | | | | | |
| 3 | 212.36 | 40.38 | 43.50 | -3.12 | 51.32 | -10.94 | Peak | --- | | | | | | | | | | | | | | | | | | | | | | | | | | | | | | | | | | | | | | | | | | | | | | | | | | | | | | | | | | |
| 4 | 308.39 | 40.36 | 46.00 | -5.64 | 47.83 | -7.47 | Peak | --- | | | | | | | | | | | | | | | | | | | | | | | | | | | | | | | | | | | | | | | | | | | | | | | | | | | | | | | | | | |
| 5 | 480.08 | 44.98 | 46.00 | -1.02 | 48.19 | -3.21 | QP | 178 72 | | | | | | | | | | | | | | | | | | | | | | | | | | | | | | | | | | | | | | | | | | | | | | | | | | | | | | | | | | |
| 6 | 544.10 | 34.90 | 46.00 | -11.10 | 37.00 | -2.10 | Peak | --- | | | | | | | | | | | | | | | | | | | | | | | | | | | | | | | | | | | | | | | | | | | | | | | | | | | | | | | | | | |
| <p>Note 1: Emission Level (dBuV/m) = SA Reading (dBuV/m) + Factor* (dB) *Factor includes antenna factor , cable loss and amplifier gain Note 2: Margin (dB) = Emission level (dBuV/m) – Limit (dBuV/m). Note 3: All spurious emissions below 30MHz are more than 20 dB below the limit.</p> | | | | | | | | | | | | | | | | | | | | | | | | | | | | | | | | | | | | | | | | | | | | | | | | | | | | | | | | | | | | | | | | | | |

| | | | |
|---------------------|----------|-------------------------|------|
| Modulation | VHT20 | Test Freq. (MHz) | 5300 |
| Polarization | Vertical | | |



| | Freq. MHz | Emission level dBuV/m | Limit dBuV/m | Margin dB | SA reading dBuV | Factor dB | Remark | ANT High cm | Turn Table deg |
|---|--------------|-----------------------------|-----------------|--------------|-----------------------|--------------|--------|-------------------|----------------------|
| 1 | 73.65 | 29.13 | 40.00 | -10.87 | 40.50 | -11.37 | Peak | --- | --- |
| 2 | 165.80 | 28.23 | 43.50 | -15.27 | 36.51 | -8.28 | Peak | --- | --- |
| 3 | 239.52 | 28.81 | 46.00 | -17.19 | 38.41 | -9.60 | Peak | --- | --- |
| 4 | 306.45 | 32.78 | 46.00 | -13.22 | 40.30 | -7.52 | Peak | --- | --- |
| 5 | 480.08 | 40.61 | 46.00 | -5.39 | 43.82 | -3.21 | Peak | --- | --- |
| 6 | 543.13 | 31.77 | 46.00 | -14.23 | 33.89 | -2.12 | Peak | --- | --- |

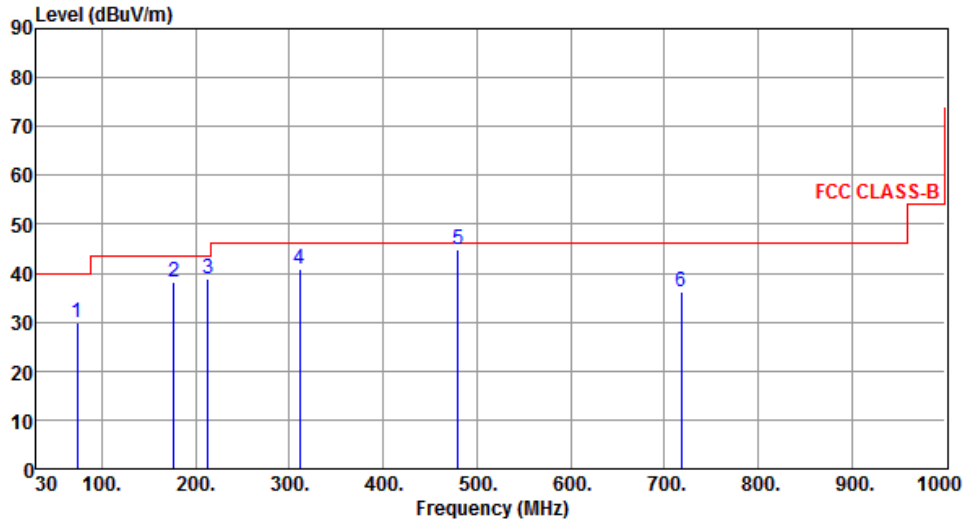
Note 1: Emission Level (dBuV/m) = SA Reading (dBuV/m) + Factor* (dB)

*Factor includes antenna factor , cable loss and amplifier gain

Note 2: Margin (dB) = Emission level (dBuV/m) – Limit (dBuV/m).

Note 3: All spurious emissions below 30MHz are more than 20 dB below the limit.

| | | | |
|---------------------|------------|-------------------------|------|
| Modulation | VHT20 | Test Freq. (MHz) | 5745 |
| Polarization | Horizontal | | |



| | Freq. MHz | Emission level dBuV/m | Limit dBuV/m | Margin dB | SA reading dBuV | Factor dB | Remark | ANT High cm | Turn Table deg |
|---|--------------|-----------------------------|-----------------|--------------|-----------------------|--------------|--------|-------------------|----------------------|
| 1 | 73.65 | 30.05 | 40.00 | -9.95 | 41.42 | -11.37 | Peak | --- | --- |
| 2 | 176.47 | 38.35 | 43.50 | -5.15 | 47.60 | -9.25 | Peak | --- | --- |
| 3 | 213.33 | 38.97 | 43.50 | -4.53 | 49.89 | -10.92 | Peak | --- | --- |
| 4 | 311.30 | 40.96 | 46.00 | -5.04 | 48.35 | -7.39 | Peak | --- | --- |
| 5 | 480.08 | 44.82 | 46.00 | -1.18 | 48.03 | -3.21 | QP | 176 | 74 |
| 6 | 717.73 | 36.06 | 46.00 | -9.94 | 34.93 | 1.13 | Peak | --- | --- |

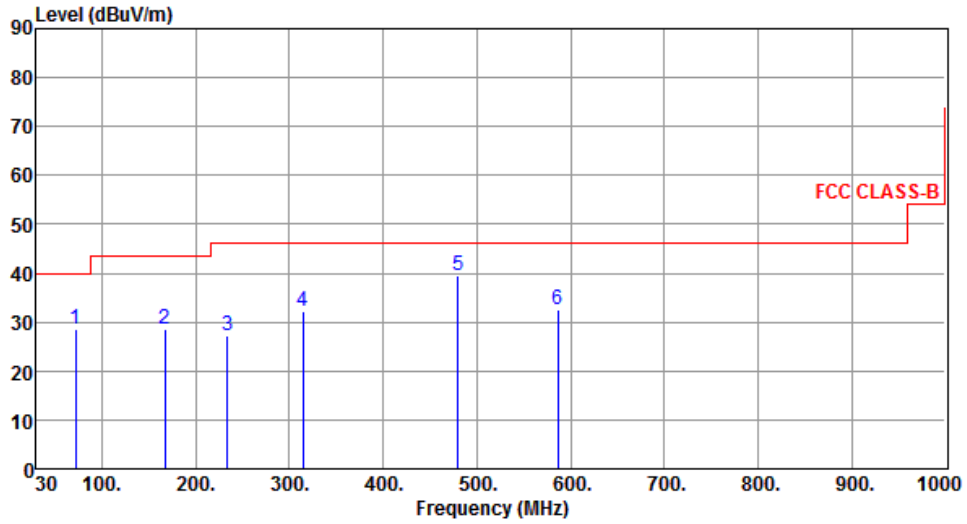
Note 1: Emission Level (dBuV/m) = SA Reading (dBuV/m) + Factor* (dB)

*Factor includes antenna factor , cable loss and amplifier gain

Note 2: Margin (dB) = Emission level (dBuV/m) – Limit (dBuV/m).

Note 3: All spurious emissions below 30MHz are more than 20 dB below the limit.

| | | | |
|---------------------|----------|-------------------------|------|
| Modulation | VHT20 | Test Freq. (MHz) | 5745 |
| Polarization | Vertical | | |



| | Freq. MHz | Emission level dBuV/m | Limit dBuV/m | Margin dB | SA reading dBuV | Factor dB | Remark | ANT High cm | Turn Table deg |
|---|--------------|-----------------------------|-----------------|--------------|-----------------------|--------------|--------|-------------------|----------------------|
| 1 | 71.71 | 28.52 | 40.00 | -11.48 | 39.44 | -10.92 | Peak | --- | --- |
| 2 | 166.77 | 28.48 | 43.50 | -15.02 | 36.81 | -8.33 | Peak | --- | --- |
| 3 | 233.70 | 27.25 | 46.00 | -18.75 | 37.28 | -10.03 | Peak | --- | --- |
| 4 | 314.21 | 32.06 | 46.00 | -13.94 | 39.38 | -7.32 | Peak | --- | --- |
| 5 | 480.08 | 39.60 | 46.00 | -6.40 | 42.81 | -3.21 | Peak | --- | --- |
| 6 | 586.78 | 32.55 | 46.00 | -13.45 | 33.55 | -1.00 | Peak | --- | --- |

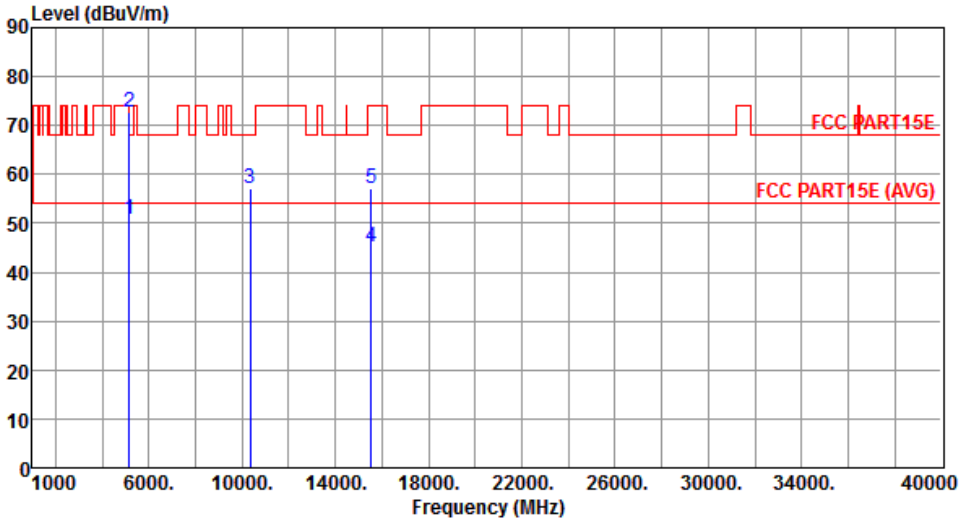
Note 1: Emission Level (dBuV/m) = SA Reading (dBuV/m) + Factor* (dB)

*Factor includes antenna factor , cable loss and amplifier gain

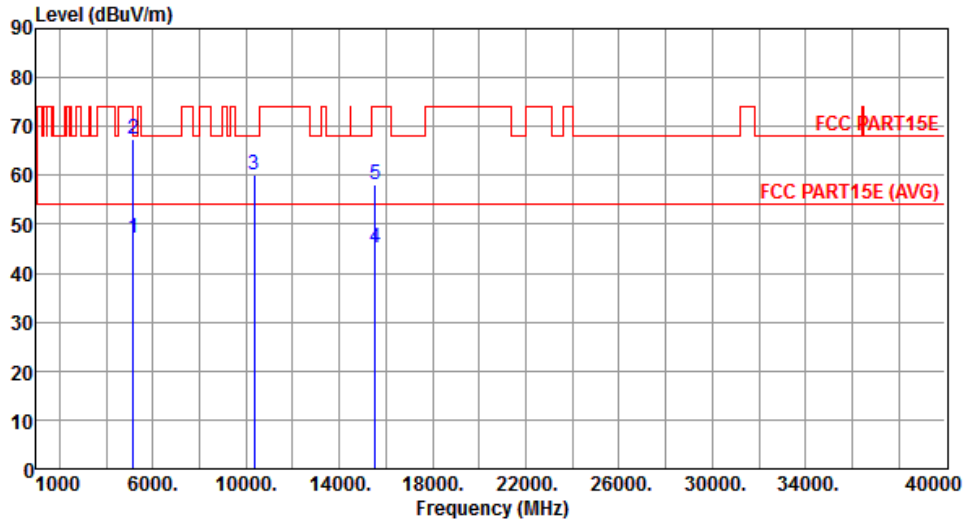
Note 2: Margin (dB) = Emission level (dBuV/m) – Limit (dBuV/m).

Note 3: All spurious emissions below 30MHz are more than 20 dB below the limit.

3.5.5 Transmitter Radiated Unwanted Emissions (Above 1GHz) for 11a

| Modulation | 11a | Test Freq. (MHz) | 5180 | | | | | | |
|---|------------|------------------|--------|--------|------------|--------|---------|----------|------------|
| Polarization | Horizontal | | | | | | | | |
|  | | | | | | | | | |
| | Freq. | Emission level | Limit | Margin | SA reading | Factor | Remark | ANT High | Turn Table |
| | MHz | dBuV/m | dBuV/m | dB | dBuV | dB | | cm | deg |
| 1 | 5150.00 | 50.72 | 54.00 | -3.28 | 44.85 | 5.87 | Average | 223 | 5 |
| 2 | 5150.00 | 72.89 | 74.00 | -1.11 | 67.02 | 5.87 | Peak | 223 | 5 |
| 3 | 10360.00 | 57.16 | 68.20 | -11.04 | 41.94 | 15.22 | Peak | 208 | 144 |
| 4 | 15540.00 | 45.06 | 54.00 | -8.94 | 28.99 | 16.07 | Average | 129 | 135 |
| 5 | 15540.00 | 57.24 | 74.00 | -16.76 | 41.17 | 16.07 | Peak | 129 | 135 |
| <p>Note 1: Emission Level (dBuV/m) = SA Reading (dBuV/m) + Factor* (dB) *Factor includes antenna factor , cable loss and amplifier gain Note 2: Margin (dB) = Emission level (dBuV/m) – Limit (dBuV/m).</p> | | | | | | | | | |

| | | | |
|---------------------|----------|-------------------------|------|
| Modulation | 11a | Test Freq. (MHz) | 5180 |
| Polarization | Vertical | | |



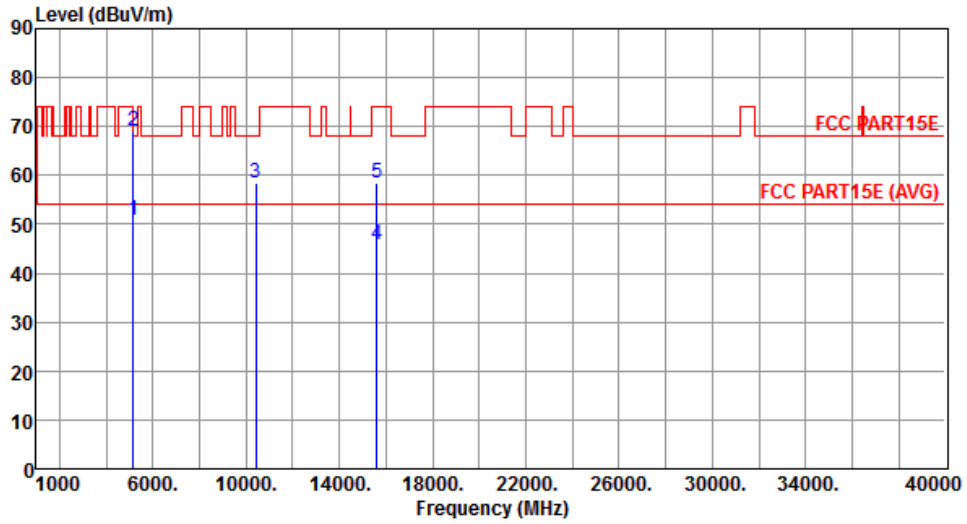
| | Freq. MHz | Emission level dBuV/m | Limit dBuV/m | Margin dB | SA reading dBuV | Factor dB | Remark | ANT High cm | Turn Table deg |
|---|--------------|-----------------------------|-----------------|--------------|-----------------------|--------------|---------|-------------------|----------------------|
| 1 | 5150.00 | 47.05 | 54.00 | -6.95 | 41.18 | 5.87 | Average | 202 | 208 |
| 2 | 5150.00 | 67.31 | 74.00 | -6.69 | 61.44 | 5.87 | Peak | 202 | 208 |
| 3 | 10360.00 | 60.21 | 68.20 | -7.99 | 44.99 | 15.22 | Peak | 182 | 204 |
| 4 | 15540.00 | 45.16 | 54.00 | -8.84 | 29.09 | 16.07 | Average | 155 | 203 |
| 5 | 15540.00 | 58.02 | 74.00 | -15.98 | 41.95 | 16.07 | Peak | 155 | 203 |

Note 1: Emission Level (dBuV/m) = SA Reading (dBuV/m) + Factor* (dB)

*Factor includes antenna factor , cable loss and amplifier gain

Note 2: Margin (dB) = Emission level (dBuV/m) – Limit (dBuV/m).

| | | | |
|---------------------|------------|-------------------------|------|
| Modulation | 11a | Test Freq. (MHz) | 5200 |
| Polarization | Horizontal | | |



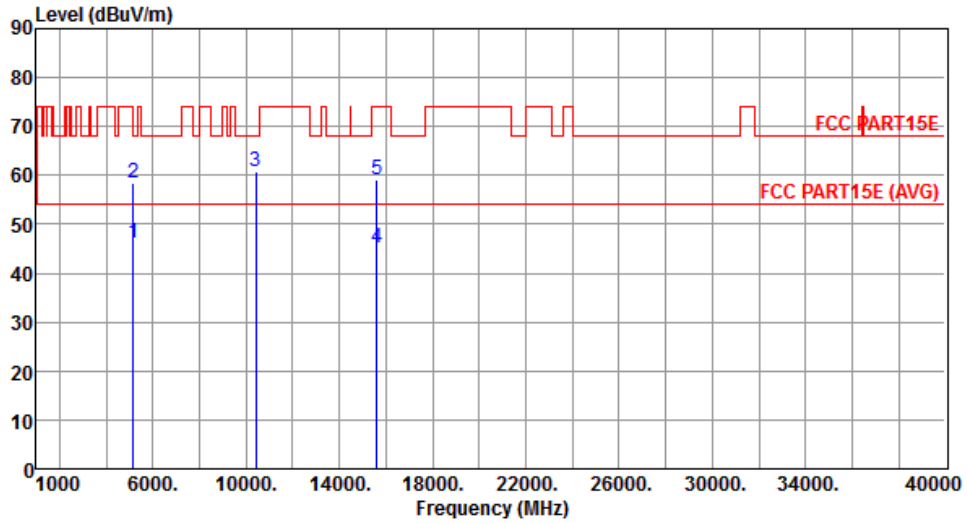
| | Freq. MHz | Emission level dBuV/m | Limit dBuV/m | Margin dB | SA reading dBuV | Factor dB | Remark | ANT High cm | Turn Table deg |
|---|--------------|-----------------------------|-----------------|--------------|-----------------------|--------------|---------|-------------------|----------------------|
| 1 | 5150.00 | 50.79 | 54.00 | -3.21 | 44.92 | 5.87 | Average | 224 | 6 |
| 2 | 5150.00 | 69.08 | 74.00 | -4.92 | 63.21 | 5.87 | Peak | 224 | 6 |
| 3 | 10400.00 | 58.46 | 68.20 | -9.74 | 43.19 | 15.27 | Peak | 161 | 213 |
| 4 | 15600.00 | 45.84 | 54.00 | -8.16 | 29.84 | 16.00 | Average | 163 | 144 |
| 5 | 15600.00 | 58.39 | 74.00 | -15.61 | 42.39 | 16.00 | Peak | 163 | 144 |

Note 1: Emission Level (dBuV/m) = SA Reading (dBuV/m) + Factor* (dB)

*Factor includes antenna factor , cable loss and amplifier gain

Note 2: Margin (dB) = Emission level (dBuV/m) – Limit (dBuV/m).

| | | | |
|---------------------|----------|-------------------------|------|
| Modulation | 11a | Test Freq. (MHz) | 5200 |
| Polarization | Vertical | | |



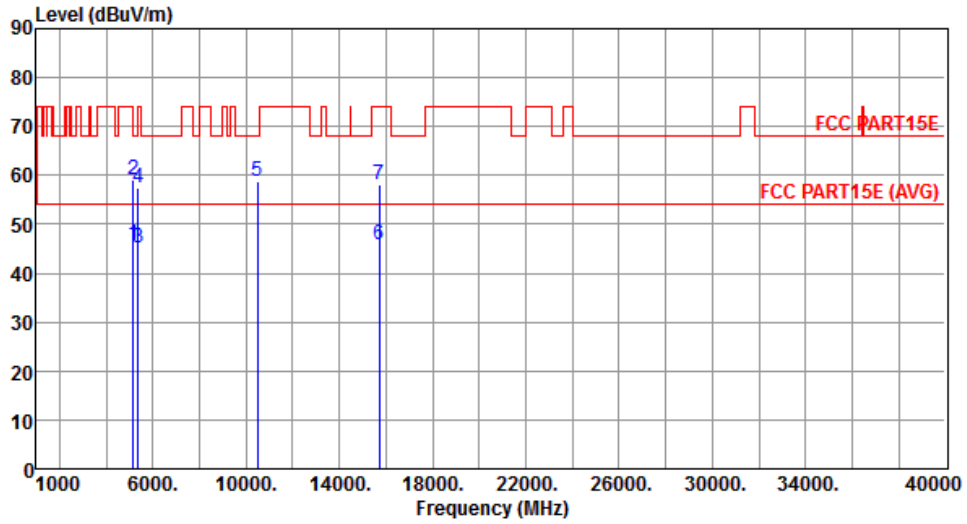
| | Freq. MHz | Emission level dBuV/m | Limit dBuV/m | Margin dB | SA reading dBuV | Factor dB | Remark | ANT High cm | Turn Table deg |
|---|--------------|-----------------------------|-----------------|--------------|-----------------------|--------------|---------|-------------------|----------------------|
| 1 | 5150.00 | 46.08 | 54.00 | -7.92 | 40.21 | 5.87 | Average | 210 | 204 |
| 2 | 5150.00 | 58.45 | 74.00 | -15.55 | 52.58 | 5.87 | Peak | 210 | 204 |
| 3 | 10400.00 | 60.78 | 68.20 | -7.42 | 45.51 | 15.27 | Peak | 188 | 204 |
| 4 | 15600.00 | 45.24 | 54.00 | -8.76 | 29.24 | 16.00 | Average | 206 | 198 |
| 5 | 15600.00 | 58.96 | 74.00 | -15.04 | 42.96 | 16.00 | Peak | 206 | 198 |

Note 1: Emission Level (dBuV/m) = SA Reading (dBuV/m) + Factor* (dB)

*Factor includes antenna factor , cable loss and amplifier gain

Note 2: Margin (dB) = Emission level (dBuV/m) – Limit (dBuV/m).

| | | | |
|---------------------|------------|-------------------------|------|
| Modulation | 11a | Test Freq. (MHz) | 5240 |
| Polarization | Horizontal | | |



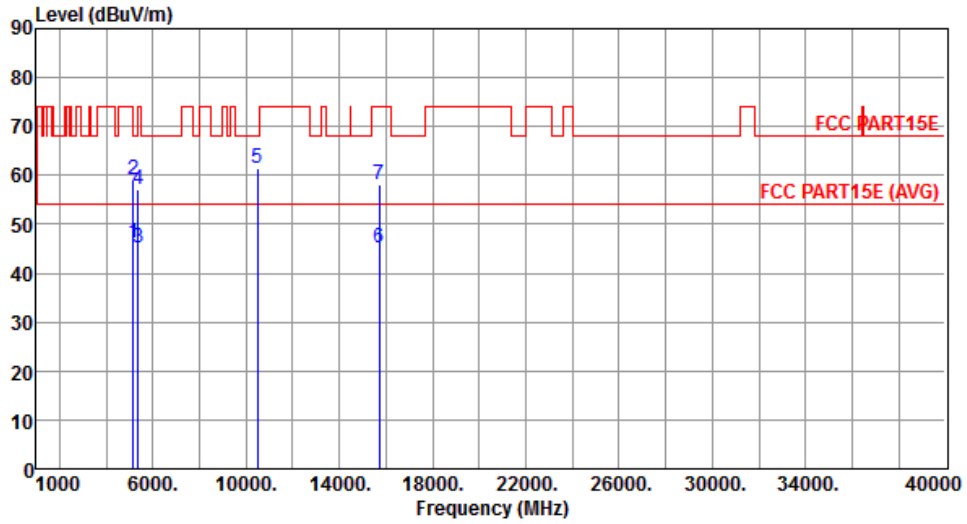
| | Freq. MHz | Emission level dBuV/m | Limit dBuV/m | Margin dB | SA reading dBuV | Factor dB | Remark | ANT High cm | Turn Table deg |
|---|--------------|-----------------------------|-----------------|--------------|-----------------------|--------------|---------|-------------------|----------------------|
| 1 | 5150.00 | 45.89 | 54.00 | -8.11 | 40.02 | 5.87 | Average | 202 | 6 |
| 2 | 5150.00 | 59.09 | 74.00 | -14.91 | 53.22 | 5.87 | Peak | 202 | 6 |
| 3 | 5350.00 | 45.18 | 54.00 | -8.82 | 38.97 | 6.21 | Average | 202 | 6 |
| 4 | 5350.00 | 57.31 | 74.00 | -16.69 | 51.10 | 6.21 | Peak | 202 | 6 |
| 5 | 10480.00 | 58.65 | 68.20 | -9.55 | 43.29 | 15.36 | Peak | 241 | 356 |
| 6 | 15720.00 | 45.69 | 54.00 | -8.31 | 29.83 | 15.86 | Average | 212 | 338 |
| 7 | 15720.00 | 58.21 | 74.00 | -15.79 | 42.35 | 15.86 | Peak | 212 | 338 |

Note 1: Emission Level (dBuV/m) = SA Reading (dBuV/m) + Factor* (dB)

*Factor includes antenna factor , cable loss and amplifier gain

Note 2: Margin (dB) = Emission level (dBuV/m) – Limit (dBuV/m).

| | | | |
|---------------------|----------|-------------------------|------|
| Modulation | 11a | Test Freq. (MHz) | 5240 |
| Polarization | Vertical | | |



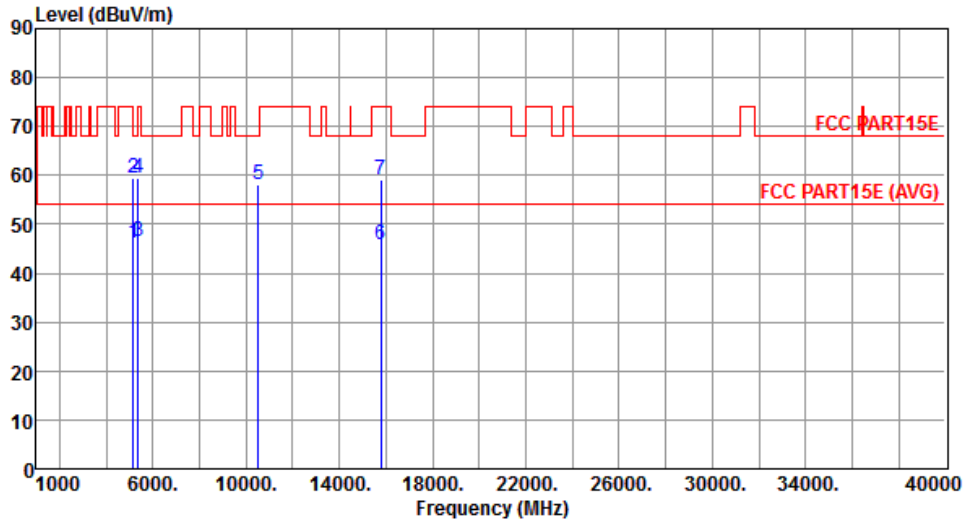
| | Freq. MHz | Emission level dBuV/m | Limit dBuV/m | Margin dB | SA reading dBuV | Factor dB | Remark | ANT High cm | Turn Table deg |
|---|--------------|-----------------------------|-----------------|--------------|-----------------------|--------------|---------|-------------------|----------------------|
| 1 | 5150.00 | 46.10 | 54.00 | -7.90 | 40.23 | 5.87 | Average | 212 | 206 |
| 2 | 5150.00 | 59.05 | 74.00 | -14.95 | 53.18 | 5.87 | Peak | 212 | 206 |
| 3 | 5350.00 | 45.01 | 54.00 | -8.99 | 38.80 | 6.21 | Average | 212 | 206 |
| 4 | 5350.00 | 57.12 | 74.00 | -16.88 | 50.91 | 6.21 | Peak | 212 | 206 |
| 5 | 10480.00 | 61.59 | 68.20 | -6.61 | 46.23 | 15.36 | Peak | 184 | 166 |
| 6 | 15720.00 | 45.26 | 54.00 | -8.74 | 29.40 | 15.86 | Average | 165 | 203 |
| 7 | 15720.00 | 58.14 | 74.00 | -15.86 | 42.28 | 15.86 | Peak | 165 | 203 |

Note 1: Emission Level (dBuV/m) = SA Reading (dBuV/m) + Factor* (dB)

*Factor includes antenna factor , cable loss and amplifier gain

Note 2: Margin (dB) = Emission level (dBuV/m) – Limit (dBuV/m).

| | | | |
|---------------------|------------|-------------------------|------|
| Modulation | 11a | Test Freq. (MHz) | 5260 |
| Polarization | Horizontal | | |



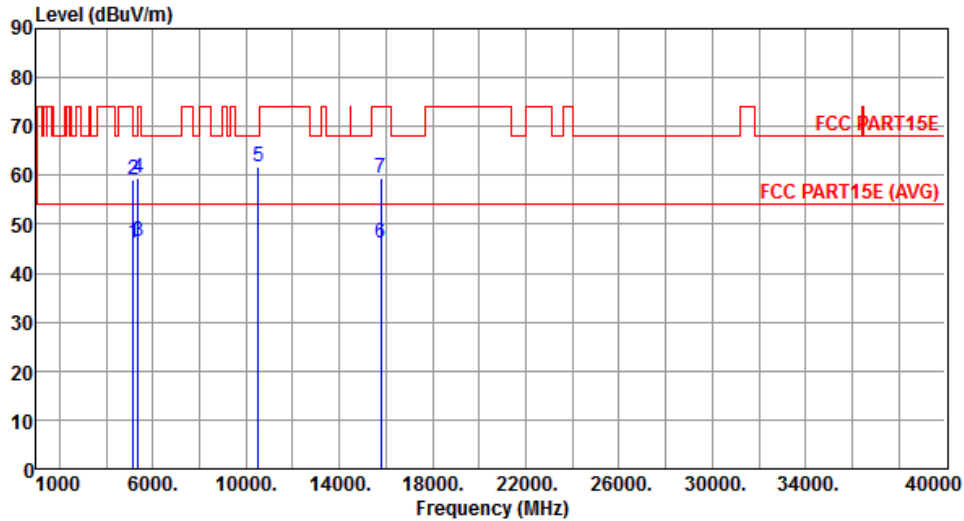
| | Freq. MHz | Emission level dBuV/m | Limit dBuV/m | Margin dB | SA reading dBuV | Factor dB | Remark | ANT High cm | Turn Table deg |
|---|--------------|-----------------------------|-----------------|--------------|-----------------------|--------------|---------|-------------------|----------------------|
| 1 | 5150.00 | 46.15 | 54.00 | -7.85 | 40.28 | 5.87 | Average | 203 | 6 |
| 2 | 5150.00 | 59.34 | 74.00 | -14.66 | 53.47 | 5.87 | Peak | 203 | 6 |
| 3 | 5350.00 | 46.35 | 54.00 | -7.65 | 40.14 | 6.21 | Average | 203 | 6 |
| 4 | 5350.00 | 59.51 | 74.00 | -14.49 | 53.30 | 6.21 | Peak | 203 | 6 |
| 5 | 10520.00 | 58.26 | 68.20 | -9.94 | 42.85 | 15.41 | Peak | 191 | 145 |
| 6 | 15780.00 | 45.84 | 54.00 | -8.16 | 30.06 | 15.78 | Average | 192 | 142 |
| 7 | 15780.00 | 59.06 | 74.00 | -14.94 | 43.28 | 15.78 | Peak | 192 | 142 |

Note 1: Emission Level (dBuV/m) = SA Reading (dBuV/m) + Factor* (dB)

*Factor includes antenna factor , cable loss and amplifier gain

Note 2: Margin (dB) = Emission level (dBuV/m) – Limit (dBuV/m).

| | | | |
|---------------------|----------|-------------------------|------|
| Modulation | 11a | Test Freq. (MHz) | 5260 |
| Polarization | Vertical | | |



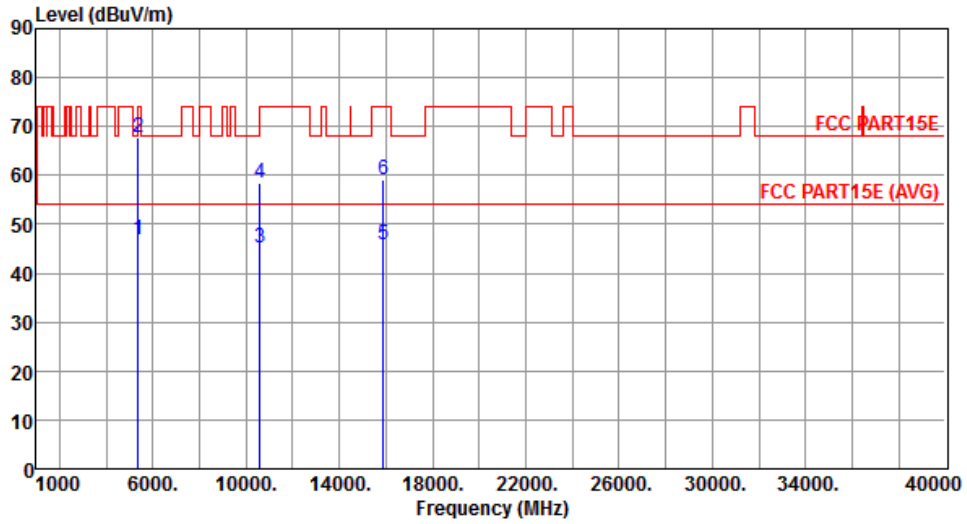
| | Freq. MHz | Emission level dBuV/m | Limit dBuV/m | Margin dB | SA reading dBuV | Factor dB | Remark | ANT High cm | Turn Table deg |
|---|--------------|-----------------------------|-----------------|--------------|-----------------------|--------------|---------|-------------------|----------------------|
| 1 | 5150.00 | 46.24 | 54.00 | -7.76 | 40.37 | 5.87 | Average | 216 | 208 |
| 2 | 5150.00 | 59.11 | 74.00 | -14.89 | 53.24 | 5.87 | Peak | 216 | 208 |
| 3 | 5350.00 | 46.46 | 54.00 | -7.54 | 40.25 | 6.21 | Average | 216 | 208 |
| 4 | 5350.00 | 59.55 | 74.00 | -14.45 | 53.34 | 6.21 | Peak | 216 | 208 |
| 5 | 10520.00 | 61.62 | 68.20 | -6.58 | 46.21 | 15.41 | Peak | 166 | 193 |
| 6 | 15780.00 | 46.24 | 54.00 | -7.76 | 30.46 | 15.78 | Average | 159 | 203 |
| 7 | 15780.00 | 59.35 | 74.00 | -14.65 | 43.57 | 15.78 | Peak | 159 | 203 |

Note 1: Emission Level (dBuV/m) = SA Reading (dBuV/m) + Factor* (dB)

*Factor includes antenna factor , cable loss and amplifier gain

Note 2: Margin (dB) = Emission level (dBuV/m) – Limit (dBuV/m).

| | | | |
|---------------------|------------|-------------------------|------|
| Modulation | 11a | Test Freq. (MHz) | 5300 |
| Polarization | Horizontal | | |



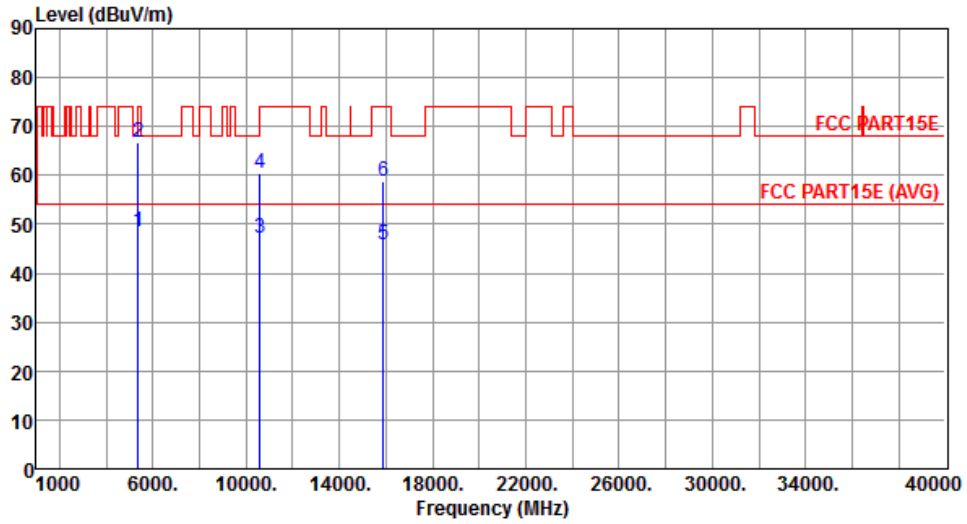
| | Freq. MHz | Emission level dBuV/m | Limit dBuV/m | Margin dB | SA reading dBuV | Factor dB | Remark | ANT High cm | Turn Table deg |
|---|--------------|-----------------------------|-----------------|--------------|-----------------------|--------------|---------|-------------------|----------------------|
| 1 | 5350.00 | 46.81 | 54.00 | -7.19 | 40.60 | 6.21 | Average | 201 | 8 |
| 2 | 5350.00 | 67.91 | 74.00 | -6.09 | 61.70 | 6.21 | Peak | 201 | 8 |
| 3 | 10600.00 | 45.24 | 54.00 | -8.76 | 29.78 | 15.46 | Average | 191 | 158 |
| 4 | 10600.00 | 58.46 | 74.00 | -15.54 | 43.00 | 15.46 | Peak | 191 | 158 |
| 5 | 15900.00 | 45.82 | 54.00 | -8.18 | 30.18 | 15.64 | Average | 166 | 148 |
| 6 | 15900.00 | 59.14 | 74.00 | -14.86 | 43.50 | 15.64 | Peak | 166 | 148 |

Note 1: Emission Level (dBuV/m) = SA Reading (dBuV/m) + Factor* (dB)

*Factor includes antenna factor , cable loss and amplifier gain

Note 2: Margin (dB) = Emission level (dBuV/m) – Limit (dBuV/m).

| | | | |
|---------------------|----------|-------------------------|------|
| Modulation | 11a | Test Freq. (MHz) | 5300 |
| Polarization | Vertical | | |



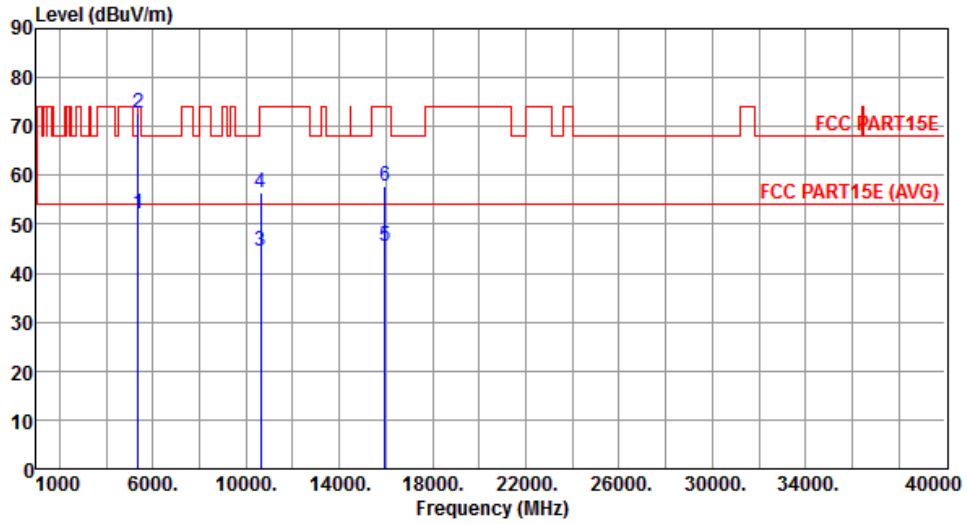
| | Freq. MHz | Emission level dBuV/m | Limit dBuV/m | Margin dB | SA reading dBuV | Factor dB | Remark | ANT High cm | Turn Table deg |
|---|--------------|-----------------------------|-----------------|--------------|-----------------------|--------------|---------|-------------------|----------------------|
| 1 | 5350.00 | 48.36 | 54.00 | -5.64 | 42.15 | 6.21 | Average | 215 | 210 |
| 2 | 5350.00 | 66.82 | 74.00 | -7.18 | 60.61 | 6.21 | Peak | 215 | 210 |
| 3 | 10600.00 | 47.25 | 54.00 | -6.75 | 31.79 | 15.46 | Average | 191 | 204 |
| 4 | 10600.00 | 60.28 | 74.00 | -13.72 | 44.82 | 15.46 | Peak | 191 | 204 |
| 5 | 15900.00 | 45.86 | 54.00 | -8.14 | 30.22 | 15.64 | Average | 151 | 219 |
| 6 | 15900.00 | 58.69 | 74.00 | -15.31 | 43.05 | 15.64 | Peak | 151 | 219 |

Note 1: Emission Level (dBuV/m) = SA Reading (dBuV/m) + Factor* (dB)

*Factor includes antenna factor , cable loss and amplifier gain

Note 2: Margin (dB) = Emission level (dBuV/m) – Limit (dBuV/m).

| | | | |
|---------------------|------------|-------------------------|------|
| Modulation | 11a | Test Freq. (MHz) | 5320 |
| Polarization | Horizontal | | |



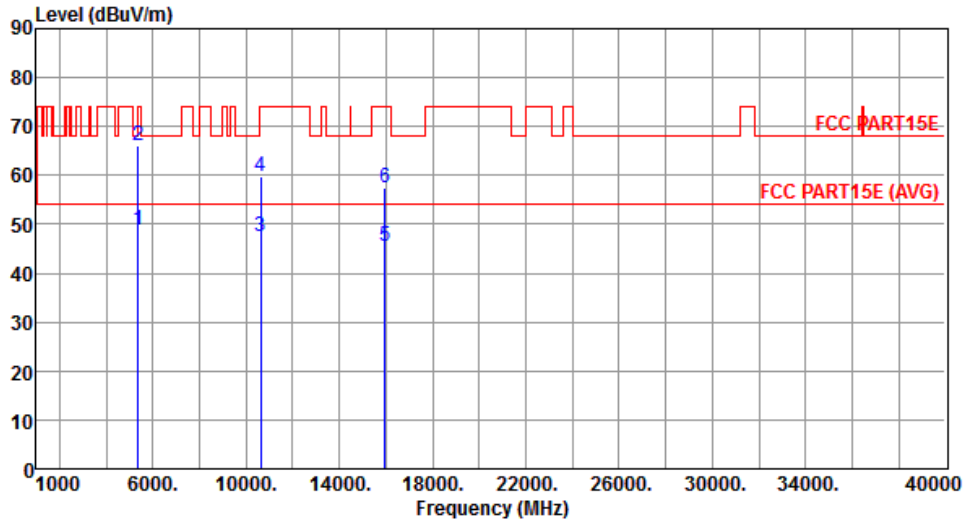
| | Freq. MHz | Emission level dBuV/m | Limit dBuV/m | Margin dB | SA reading dBuV | Factor dB | Remark | ANT High cm | Turn Table deg |
|---|--------------|-----------------------------|-----------------|--------------|-----------------------|--------------|---------|-------------------|----------------------|
| 1 | 5350.00 | 52.18 | 54.00 | -1.82 | 45.97 | 6.21 | Average | 200 | 6 |
| 2 | 5350.00 | 72.76 | 74.00 | -1.24 | 66.55 | 6.21 | Peak | 200 | 6 |
| 3 | 10640.00 | 44.58 | 54.00 | -9.42 | 29.09 | 15.49 | Average | 161 | 204 |
| 4 | 10640.00 | 56.62 | 74.00 | -17.38 | 41.13 | 15.49 | Peak | 161 | 204 |
| 5 | 15960.00 | 45.42 | 54.00 | -8.58 | 29.85 | 15.57 | Average | 161 | 183 |
| 6 | 15960.00 | 57.81 | 74.00 | -16.19 | 42.24 | 15.57 | Peak | 161 | 183 |

Note 1: Emission Level (dBuV/m) = SA Reading (dBuV/m) + Factor* (dB)

*Factor includes antenna factor , cable loss and amplifier gain

Note 2: Margin (dB) = Emission level (dBuV/m) – Limit (dBuV/m).

| | | | |
|---------------------|----------|-------------------------|------|
| Modulation | 11a | Test Freq. (MHz) | 5320 |
| Polarization | Vertical | | |



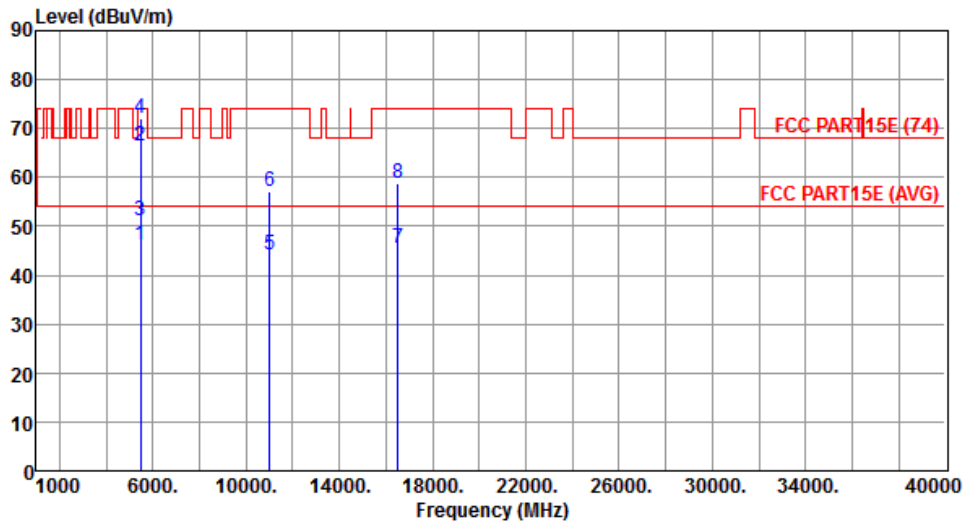
| | Freq. MHz | Emission level dBuV/m | Limit dBuV/m | Margin dB | SA reading dBuV | Factor dB | Remark | ANT High cm | Turn Table deg |
|---|--------------|-----------------------------|-----------------|--------------|-----------------------|--------------|---------|-------------------|----------------------|
| 1 | 5350.00 | 48.85 | 54.00 | -5.15 | 42.64 | 6.21 | Average | 216 | 211 |
| 2 | 5350.00 | 66.24 | 74.00 | -7.76 | 60.03 | 6.21 | Peak | 216 | 211 |
| 3 | 10640.00 | 47.45 | 54.00 | -6.55 | 31.96 | 15.49 | Average | 181 | 165 |
| 4 | 10640.00 | 59.62 | 74.00 | -14.38 | 44.13 | 15.49 | Peak | 181 | 165 |
| 5 | 15960.00 | 45.63 | 54.00 | -8.37 | 30.06 | 15.57 | Average | 168 | 172 |
| 6 | 15960.00 | 57.61 | 74.00 | -16.39 | 42.04 | 15.57 | Peak | 168 | 172 |

Note 1: Emission Level (dBuV/m) = SA Reading (dBuV/m) + Factor* (dB)

*Factor includes antenna factor , cable loss and amplifier gain

Note 2: Margin (dB) = Emission level (dBuV/m) – Limit (dBuV/m).

| | | | |
|---------------------|------------|-------------------------|------|
| Modulation | 11a | Test Freq. (MHz) | 5500 |
| Polarization | Horizontal | | |



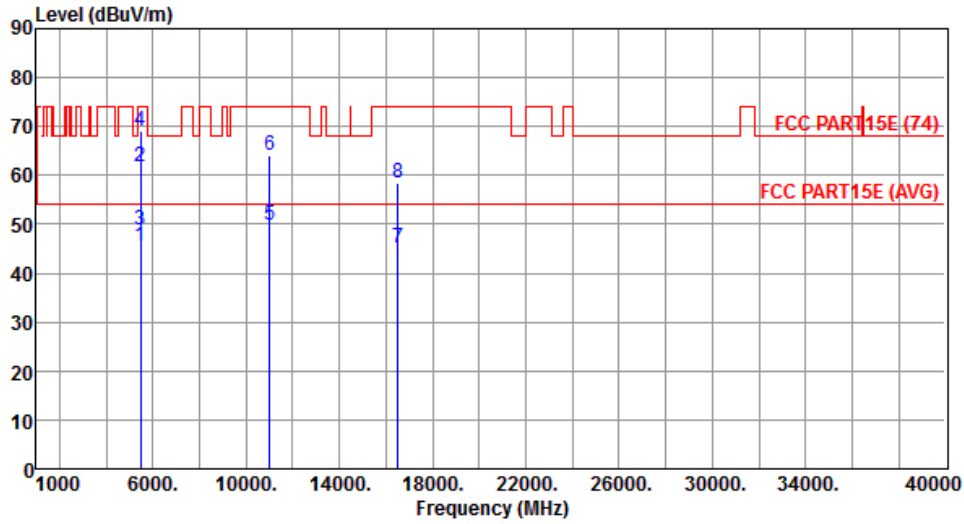
| | Freq. MHz | Emission level dBuV/m | Limit dBuV/m | Margin dB | SA reading dBuV | Factor dB | Remark | ANT High cm | Turn Table deg |
|---|--------------|-----------------------------|-----------------|--------------|-----------------------|--------------|---------|-------------------|----------------------|
| 1 | 5460.00 | 46.23 | 54.00 | -7.77 | 39.87 | 6.36 | Average | 202 | 3 |
| 2 | 5460.00 | 66.32 | 74.00 | -7.68 | 59.96 | 6.36 | Peak | 202 | 3 |
| 3 | 5470.00 | 51.29 | 54.00 | -2.71 | 44.92 | 6.37 | Average | 202 | 3 |
| 4 | 5470.00 | 71.96 | 74.00 | -2.04 | 65.59 | 6.37 | Peak | 202 | 3 |
| 5 | 11000.00 | 44.15 | 54.00 | -9.85 | 28.41 | 15.74 | Average | 165 | 216 |
| 6 | 11000.00 | 56.98 | 74.00 | -17.02 | 41.24 | 15.74 | Peak | 165 | 216 |
| 7 | 16500.00 | 45.55 | 54.00 | -8.45 | 29.52 | 16.03 | Average | 166 | 221 |
| 8 | 16500.00 | 58.62 | 74.00 | -15.38 | 42.59 | 16.03 | Peak | 166 | 221 |

Note 1: Emission Level (dBuV/m) = SA Reading (dBuV/m) + Factor* (dB)

*Factor includes antenna factor , cable loss and amplifier gain

Note 2: Margin (dB) = Emission level (dBuV/m) – Limit (dBuV/m).

| | | | |
|---------------------|----------|-------------------------|------|
| Modulation | 11a | Test Freq. (MHz) | 5500 |
| Polarization | Vertical | | |



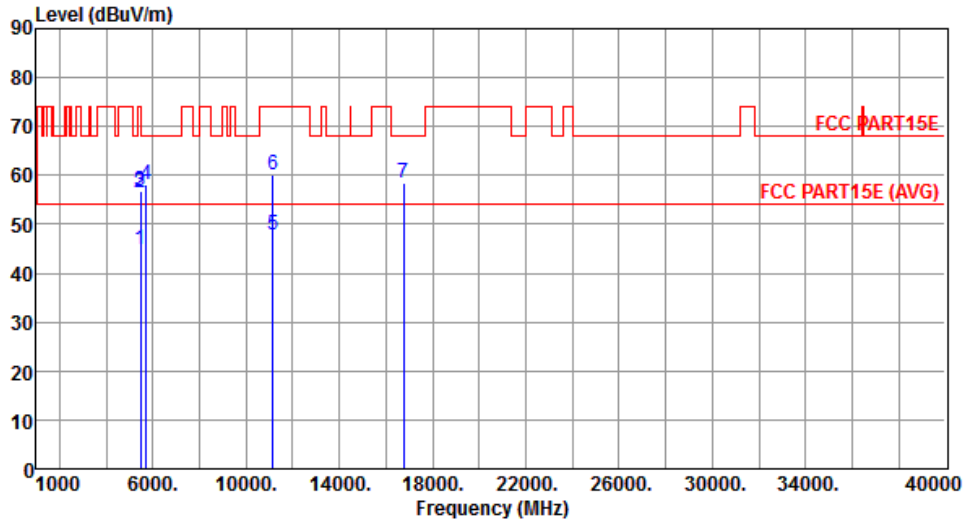
| | Freq. MHz | Emission level dBuV/m | Limit dBuV/m | Margin dB | SA reading dBuV | Factor dB | Remark | ANT High cm | Turn Table deg |
|---|--------------|-----------------------------|-----------------|--------------|-----------------------|--------------|---------|-------------------|----------------------|
| 1 | 5460.00 | 45.54 | 54.00 | -8.46 | 39.18 | 6.36 | Average | 274 | 267 |
| 2 | 5460.00 | 61.64 | 74.00 | -12.36 | 55.28 | 6.36 | Peak | 274 | 267 |
| 3 | 5470.00 | 48.76 | 54.00 | -5.24 | 42.39 | 6.37 | Average | 274 | 267 |
| 4 | 5470.00 | 68.95 | 74.00 | -5.05 | 62.58 | 6.37 | Peak | 274 | 267 |
| 5 | 11000.00 | 49.86 | 54.00 | -4.14 | 34.12 | 15.74 | Average | 161 | 183 |
| 6 | 11000.00 | 64.12 | 74.00 | -9.88 | 48.38 | 15.74 | Peak | 161 | 183 |
| 7 | 16500.00 | 45.11 | 54.00 | -8.89 | 29.08 | 16.03 | Average | 160 | 155 |
| 8 | 16500.00 | 58.39 | 74.00 | -15.61 | 42.36 | 16.03 | Peak | 160 | 155 |

Note 1: Emission Level (dBuV/m) = SA Reading (dBuV/m) + Factor* (dB)

*Factor includes antenna factor , cable loss and amplifier gain

Note 2: Margin (dB) = Emission level (dBuV/m) – Limit (dBuV/m).

| | | | |
|---------------------|------------|-------------------------|------|
| Modulation | 11a | Test Freq. (MHz) | 5580 |
| Polarization | Horizontal | | |



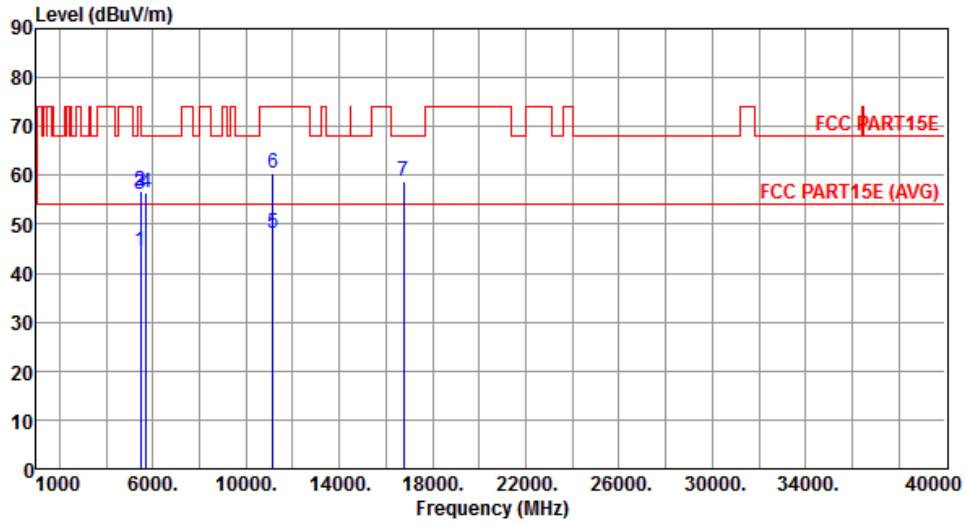
| | Freq. MHz | Emission level dBuV/m | Limit dBuV/m | Margin dB | SA reading dBuV | Factor dB | Remark | ANT High cm | Turn Table deg |
|---|--------------|-----------------------------|-----------------|--------------|-----------------------|--------------|---------|-------------------|----------------------|
| 1 | 5460.00 | 44.88 | 54.00 | -9.12 | 38.52 | 6.36 | Average | 202 | 9 |
| 2 | 5460.00 | 56.51 | 74.00 | -17.49 | 50.15 | 6.36 | Peak | 202 | 9 |
| 3 | 5470.00 | 56.86 | 68.20 | -11.34 | 50.49 | 6.37 | Peak | 202 | 9 |
| 4 | 5725.00 | 58.15 | 68.20 | -10.05 | 51.32 | 6.83 | Peak | 202 | 9 |
| 5 | 11160.00 | 47.68 | 54.00 | -6.32 | 31.85 | 15.83 | Average | 161 | 184 |
| 6 | 11160.00 | 60.12 | 74.00 | -13.88 | 44.29 | 15.83 | Peak | 161 | 184 |
| 7 | 16740.00 | 58.45 | 68.20 | -9.75 | 41.65 | 16.80 | Peak | 162 | 191 |

Note 1: Emission Level (dBuV/m) = SA Reading (dBuV/m) + Factor* (dB)

*Factor includes antenna factor , cable loss and amplifier gain

Note 2: Margin (dB) = Emission level (dBuV/m) – Limit (dBuV/m).

| | | | |
|---------------------|----------|-------------------------|------|
| Modulation | 11a | Test Freq. (MHz) | 5580 |
| Polarization | Vertical | | |



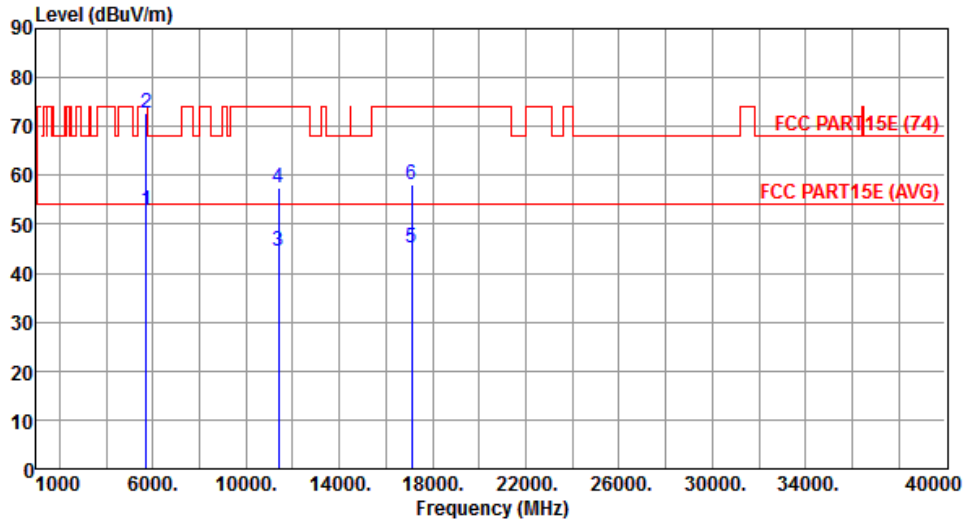
| | Freq. MHz | Emission level dBuV/m | Limit dBuV/m | Margin dB | SA reading dBuV | Factor dB | Remark | ANT High cm | Turn Table deg |
|---|--------------|-----------------------------|-----------------|--------------|-----------------------|--------------|---------|-------------------|----------------------|
| 1 | 5460.00 | 44.47 | 54.00 | -9.53 | 38.11 | 6.36 | Average | 275 | 268 |
| 2 | 5460.00 | 56.68 | 74.00 | -17.32 | 50.32 | 6.36 | Peak | 275 | 268 |
| 3 | 5470.00 | 56.09 | 68.20 | -12.11 | 49.72 | 6.37 | Peak | 275 | 268 |
| 4 | 5725.00 | 56.30 | 68.20 | -11.90 | 49.47 | 6.83 | Peak | 275 | 268 |
| 5 | 11160.00 | 48.32 | 54.00 | -5.68 | 32.49 | 15.83 | Average | 161 | 245 |
| 6 | 11160.00 | 60.57 | 74.00 | -13.43 | 44.74 | 15.83 | Peak | 161 | 245 |
| 7 | 16740.00 | 58.63 | 68.20 | -9.57 | 41.83 | 16.80 | Peak | 166 | 240 |

Note 1: Emission Level (dBuV/m) = SA Reading (dBuV/m) + Factor* (dB)

*Factor includes antenna factor , cable loss and amplifier gain

Note 2: Margin (dB) = Emission level (dBuV/m) – Limit (dBuV/m).

| | | | |
|---------------------|------------|-------------------------|------|
| Modulation | 11a | Test Freq. (MHz) | 5700 |
| Polarization | Horizontal | | |



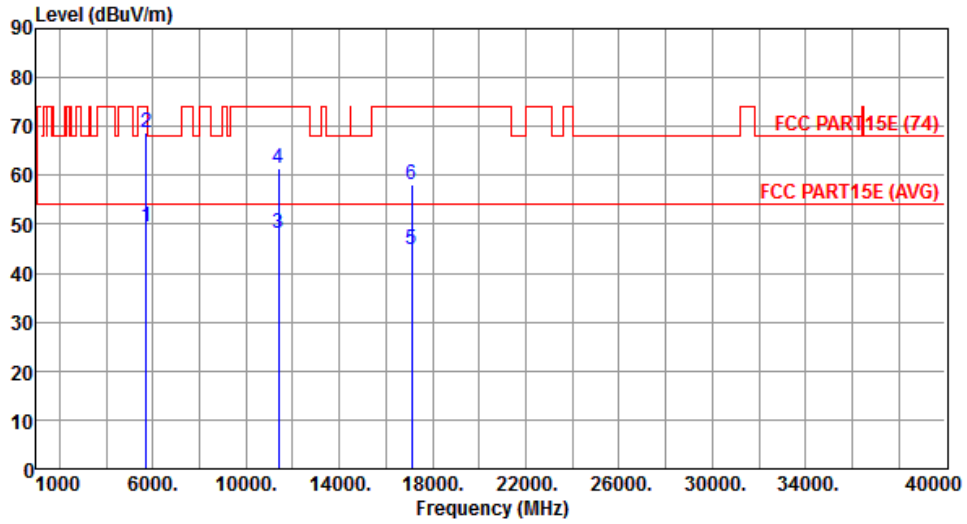
| | Freq. MHz | Emission level dBuV/m | Limit dBuV/m | Margin dB | SA reading dBuV | Factor dB | Remark | ANT High cm | Turn Table deg |
|---|--------------|-----------------------------|-----------------|--------------|-----------------------|--------------|---------|-------------------|----------------------|
| 1 | 5725.00 | 52.94 | 54.00 | -1.06 | 46.11 | 6.83 | Average | 205 | 4 |
| 2 | 5725.00 | 72.89 | 74.00 | -1.11 | 66.06 | 6.83 | Peak | 205 | 4 |
| 3 | 11400.00 | 44.56 | 54.00 | -9.44 | 28.60 | 15.96 | Average | 135 | 149 |
| 4 | 11400.00 | 57.42 | 74.00 | -16.58 | 41.46 | 15.96 | Peak | 135 | 149 |
| 5 | 17100.00 | 45.06 | 54.00 | -8.94 | 27.10 | 17.96 | Average | 142 | 156 |
| 6 | 17100.00 | 58.11 | 74.00 | -15.89 | 40.15 | 17.96 | Peak | 142 | 156 |

Note 1: Emission Level (dBuV/m) = SA Reading (dBuV/m) + Factor* (dB)

*Factor includes antenna factor , cable loss and amplifier gain

Note 2: Margin (dB) = Emission level (dBuV/m) – Limit (dBuV/m).

| | | | |
|---------------------|----------|-------------------------|------|
| Modulation | 11a | Test Freq. (MHz) | 5700 |
| Polarization | Vertical | | |



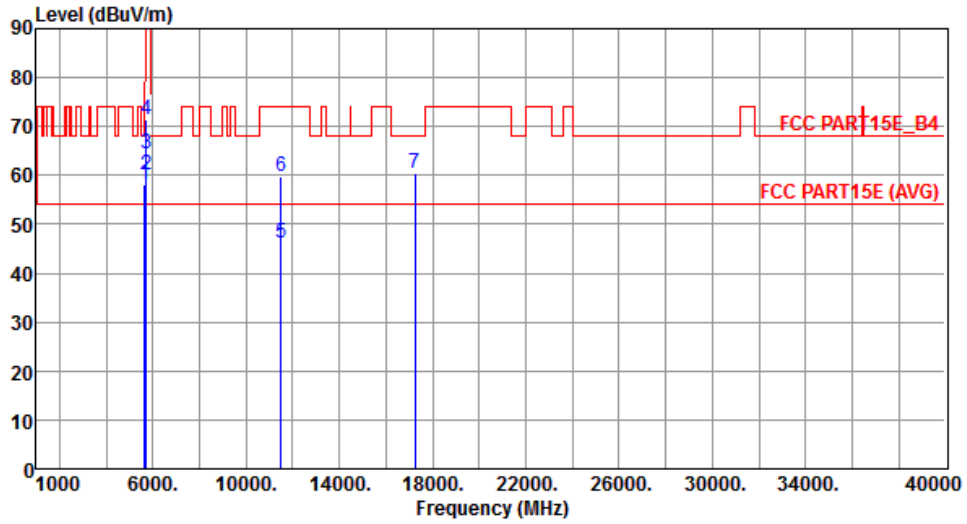
| | Freq. MHz | Emission level dBuV/m | Limit dBuV/m | Margin dB | SA reading dBuV | Factor dB | Remark | ANT High cm | Turn Table deg |
|---|--------------|-----------------------------|-----------------|--------------|-----------------------|--------------|---------|-------------------|----------------------|
| 1 | 5725.00 | 49.44 | 54.00 | -4.56 | 42.61 | 6.83 | Average | 275 | 269 |
| 2 | 5725.00 | 68.87 | 74.00 | -5.13 | 62.04 | 6.83 | Peak | 275 | 269 |
| 3 | 11400.00 | 48.13 | 54.00 | -5.87 | 32.17 | 15.96 | Average | 151 | 122 |
| 4 | 11400.00 | 61.45 | 74.00 | -12.55 | 45.49 | 15.96 | Peak | 151 | 122 |
| 5 | 17100.00 | 44.96 | 54.00 | -9.04 | 27.00 | 17.96 | Average | 153 | 129 |
| 6 | 17100.00 | 58.08 | 74.00 | -15.92 | 40.12 | 17.96 | Peak | 153 | 129 |

Note 1: Emission Level (dBuV/m) = SA Reading (dBuV/m) + Factor* (dB)

*Factor includes antenna factor , cable loss and amplifier gain

Note 2: Margin (dB) = Emission level (dBuV/m) – Limit (dBuV/m).

| | | | |
|---------------------|------------|-------------------------|------|
| Modulation | 11a | Test Freq. (MHz) | 5745 |
| Polarization | Horizontal | | |



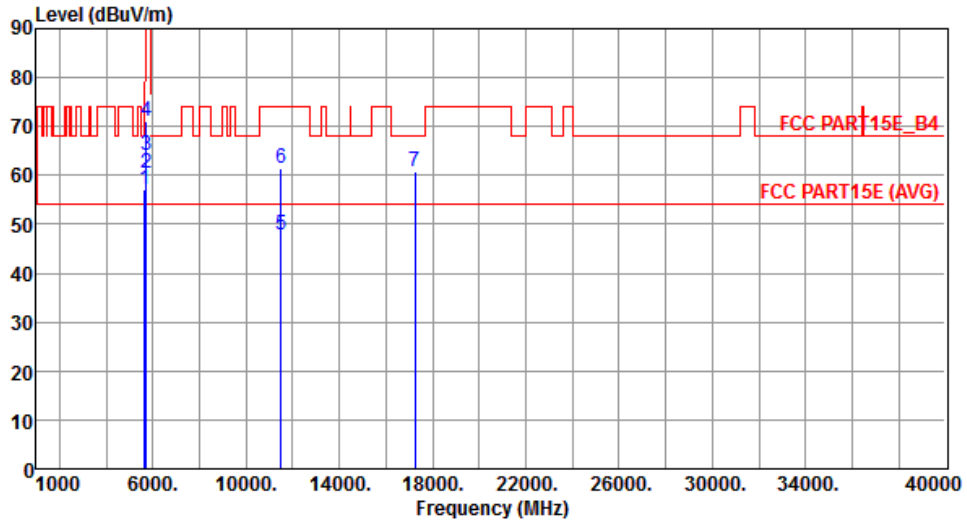
| | Freq. MHz | Emission level dBuV/m | Limit dBuV/m | Margin dB | SA reading dBuV | Factor dB | Remark | ANT High cm | Turn Table deg |
|---|--------------|-----------------------------|-----------------|--------------|-----------------------|--------------|---------|-------------------|----------------------|
| 1 | 5650.00 | 58.06 | 68.20 | -10.14 | 51.43 | 6.63 | Peak | 201 | 334 |
| 2 | 5700.00 | 59.99 | 105.20 | -45.21 | 53.22 | 6.77 | Peak | 201 | 334 |
| 3 | 5720.00 | 64.37 | 110.80 | -46.43 | 57.55 | 6.82 | Peak | 201 | 334 |
| 4 | 5725.00 | 71.35 | 122.20 | -50.85 | 64.52 | 6.83 | Peak | 201 | 334 |
| 5 | 11490.00 | 46.08 | 54.00 | -7.92 | 30.07 | 16.01 | Average | 165 | 219 |
| 6 | 11490.00 | 59.82 | 74.00 | -14.18 | 43.81 | 16.01 | Peak | 165 | 219 |
| 7 | 17235.00 | 60.42 | 68.20 | -7.78 | 41.99 | 18.43 | Peak | 162 | 234 |

Note 1: Emission Level (dBuV/m) = SA Reading (dBuV/m) + Factor* (dB)

*Factor includes antenna factor , cable loss and amplifier gain

Note 2: Margin (dB) = Emission level (dBuV/m) – Limit (dBuV/m).

| | | | |
|---------------------|----------|-------------------------|------|
| Modulation | 11a | Test Freq. (MHz) | 5745 |
| Polarization | Vertical | | |



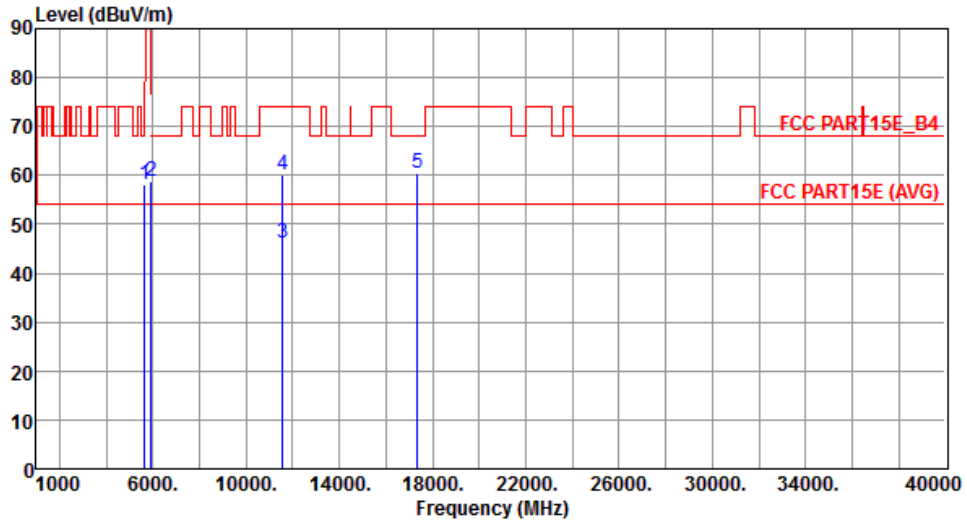
| | Freq. MHz | Emission level dBuV/m | Limit dBuV/m | Margin dB | SA reading dBuV | Factor dB | Remark | ANT High cm | Turn Table deg |
|---|--------------|-----------------------------|-----------------|--------------|-----------------------|--------------|---------|-------------------|----------------------|
| 1 | 5650.00 | 57.21 | 68.20 | -10.99 | 50.58 | 6.63 | Peak | 254 | 248 |
| 2 | 5700.00 | 60.33 | 105.20 | -44.87 | 53.56 | 6.77 | Peak | 254 | 248 |
| 3 | 5720.00 | 64.03 | 110.80 | -46.77 | 57.21 | 6.82 | Peak | 254 | 248 |
| 4 | 5725.00 | 71.09 | 122.20 | -51.11 | 64.26 | 6.83 | Peak | 254 | 248 |
| 5 | 11490.00 | 47.83 | 54.00 | -6.17 | 31.82 | 16.01 | Average | 168 | 184 |
| 6 | 11490.00 | 61.54 | 74.00 | -12.46 | 45.53 | 16.01 | Peak | 168 | 184 |
| 7 | 17235.00 | 60.69 | 68.20 | -7.51 | 42.26 | 18.43 | Peak | 155 | 201 |

Note 1: Emission Level (dBuV/m) = SA Reading (dBuV/m) + Factor* (dB)

*Factor includes antenna factor , cable loss and amplifier gain

Note 2: Margin (dB) = Emission level (dBuV/m) – Limit (dBuV/m).

| | | | |
|---------------------|------------|-------------------------|------|
| Modulation | 11a | Test Freq. (MHz) | 5785 |
| Polarization | Horizontal | | |



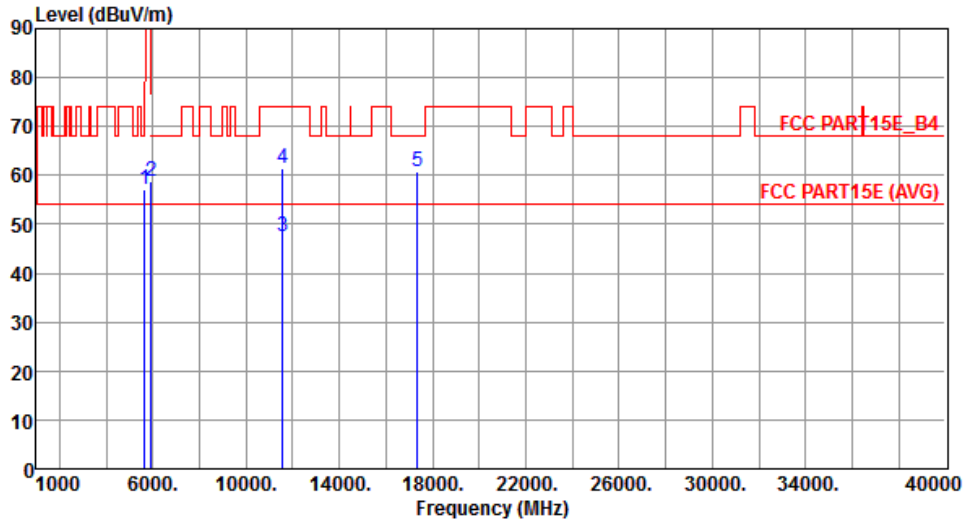
| | Freq. MHz | Emission level dBuV/m | Limit dBuV/m | Margin dB | SA reading dBuV | Factor dB | Remark | ANT High cm | Turn Table deg |
|---|--------------|-----------------------------|-----------------|--------------|-----------------------|--------------|---------|-------------------|----------------------|
| 1 | 5650.00 | 58.02 | 68.20 | -10.18 | 51.39 | 6.63 | Peak | 202 | 335 |
| 2 | 5925.00 | 58.88 | 68.20 | -9.32 | 51.54 | 7.34 | Peak | 202 | 335 |
| 3 | 11570.00 | 46.13 | 54.00 | -7.87 | 30.24 | 15.89 | Average | 162 | 255 |
| 4 | 11570.00 | 60.04 | 74.00 | -13.96 | 44.15 | 15.89 | Peak | 162 | 255 |
| 5 | 17355.00 | 60.33 | 68.20 | -7.87 | 41.51 | 18.82 | Peak | 166 | 249 |

Note 1: Emission Level (dBuV/m) = SA Reading (dBuV/m) + Factor* (dB)

*Factor includes antenna factor , cable loss and amplifier gain

Note 2: Margin (dB) = Emission level (dBuV/m) – Limit (dBuV/m).

| | | | |
|---------------------|----------|-------------------------|------|
| Modulation | 11a | Test Freq. (MHz) | 5785 |
| Polarization | Vertical | | |



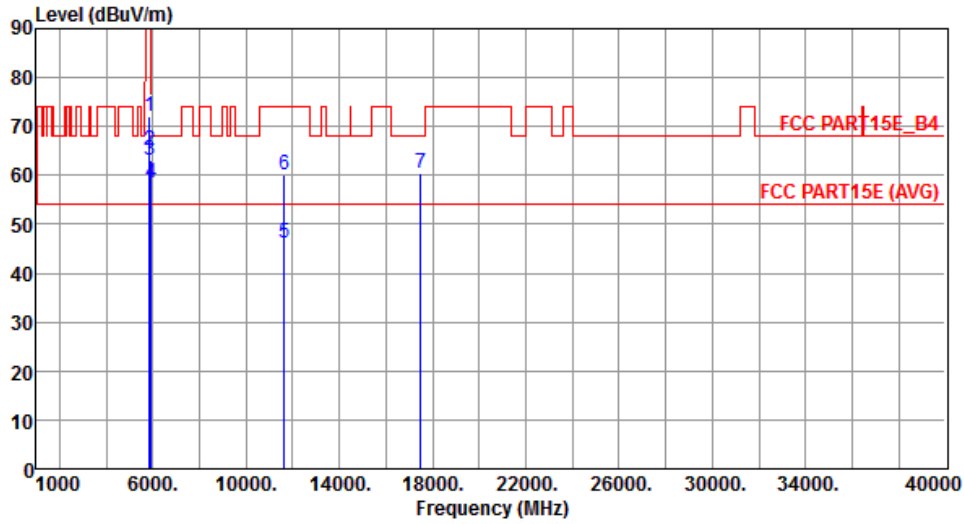
| | Freq. MHz | Emission level dBuV/m | Limit dBuV/m | Margin dB | SA reading dBuV | Factor dB | Remark | ANT High cm | Turn Table deg |
|---|--------------|-----------------------------|-----------------|--------------|-----------------------|--------------|---------|-------------------|----------------------|
| 1 | 5650.00 | 57.11 | 68.20 | -11.09 | 50.48 | 6.63 | Peak | 251 | 269 |
| 2 | 5925.00 | 58.78 | 68.20 | -9.42 | 51.44 | 7.34 | Peak | 251 | 269 |
| 3 | 11570.00 | 47.62 | 54.00 | -6.38 | 31.73 | 15.89 | Average | 181 | 196 |
| 4 | 11570.00 | 61.35 | 74.00 | -12.65 | 45.46 | 15.89 | Peak | 181 | 196 |
| 5 | 17355.00 | 60.84 | 68.20 | -7.36 | 42.02 | 18.82 | Peak | 177 | 210 |

Note 1: Emission Level (dBuV/m) = SA Reading (dBuV/m) + Factor* (dB)

*Factor includes antenna factor , cable loss and amplifier gain

Note 2: Margin (dB) = Emission level (dBuV/m) – Limit (dBuV/m).

| | | | |
|---------------------|------------|-------------------------|------|
| Modulation | 11a | Test Freq. (MHz) | 5825 |
| Polarization | Horizontal | | |



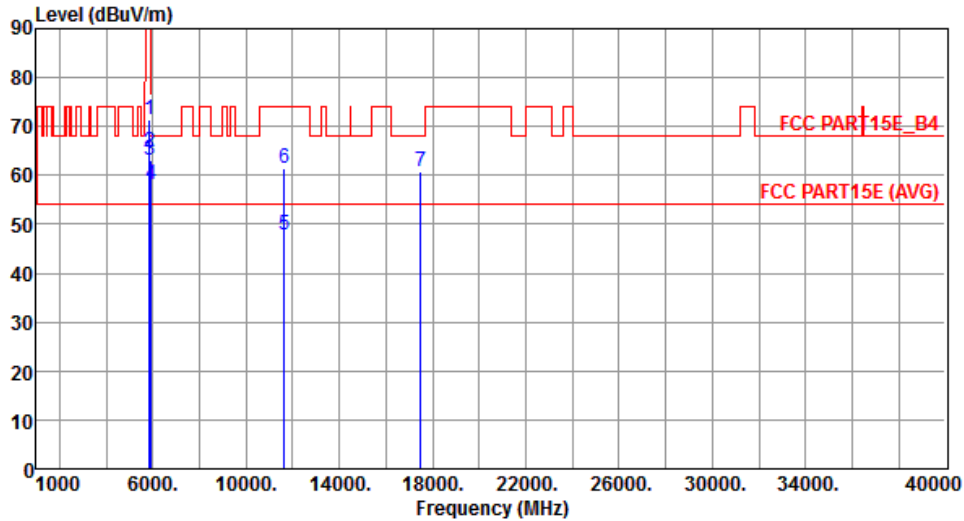
| | Freq. MHz | Emission level dBuV/m | Limit dBuV/m | Margin dB | SA reading dBuV | Factor dB | Remark | ANT High cm | Turn Table deg |
|---|--------------|-----------------------------|-----------------|--------------|-----------------------|--------------|---------|-------------------|----------------------|
| 1 | 5850.00 | 71.91 | 122.20 | -50.29 | 64.75 | 7.16 | Peak | 201 | 335 |
| 2 | 5855.00 | 65.13 | 110.80 | -45.67 | 57.95 | 7.18 | Peak | 201 | 335 |
| 3 | 5875.00 | 63.15 | 105.20 | -42.05 | 55.92 | 7.23 | Peak | 201 | 335 |
| 4 | 5925.00 | 58.46 | 68.20 | -9.74 | 51.12 | 7.34 | Peak | 201 | 335 |
| 5 | 11650.00 | 46.25 | 54.00 | -7.75 | 30.51 | 15.74 | Average | 160 | 278 |
| 6 | 11650.00 | 60.14 | 74.00 | -13.86 | 44.40 | 15.74 | Peak | 160 | 278 |
| 7 | 17475.00 | 60.35 | 68.20 | -7.85 | 41.12 | 19.23 | Peak | 159 | 247 |

Note 1: Emission Level (dBuV/m) = SA Reading (dBuV/m) + Factor* (dB)

*Factor includes antenna factor , cable loss and amplifier gain

Note 2: Margin (dB) = Emission level (dBuV/m) – Limit (dBuV/m).

| | | | |
|---------------------|----------|-------------------------|------|
| Modulation | 11a | Test Freq. (MHz) | 5825 |
| Polarization | Vertical | | |



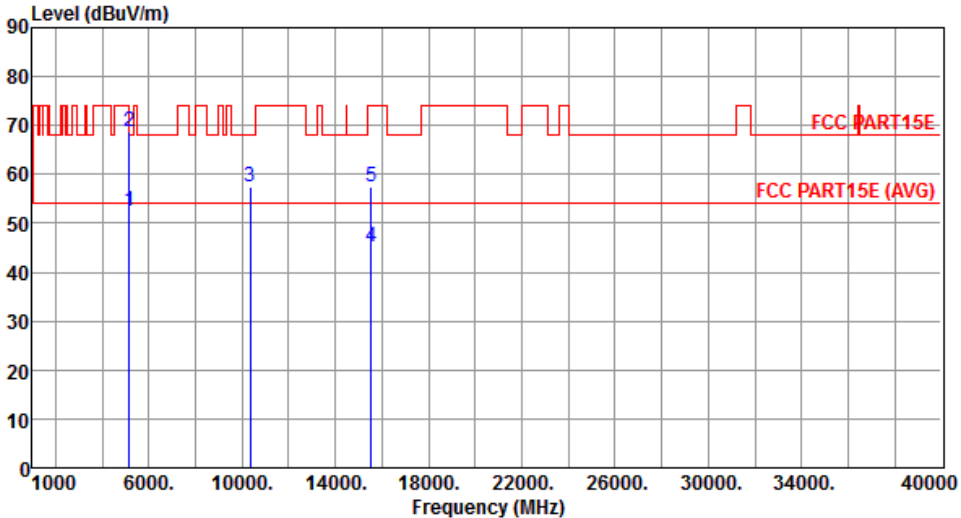
| | Freq. MHz | Emission level dBuV/m | Limit dBuV/m | Margin dB | SA reading dBuV | Factor dB | Remark | ANT High cm | Turn Table deg |
|---|--------------|-----------------------------|-----------------|--------------|-----------------------|--------------|---------|-------------------|----------------------|
| 1 | 5850.00 | 71.37 | 122.20 | -50.83 | 64.21 | 7.16 | Peak | 235 | 264 |
| 2 | 5855.00 | 64.82 | 110.80 | -45.98 | 57.64 | 7.18 | Peak | 235 | 264 |
| 3 | 5875.00 | 62.99 | 105.20 | -42.21 | 55.76 | 7.23 | Peak | 235 | 264 |
| 4 | 5925.00 | 58.06 | 68.20 | -10.14 | 50.72 | 7.34 | Peak | 235 | 264 |
| 5 | 11650.00 | 47.82 | 54.00 | -6.18 | 32.08 | 15.74 | Average | 183 | 142 |
| 6 | 11650.00 | 61.52 | 74.00 | -12.48 | 45.78 | 15.74 | Peak | 183 | 142 |
| 7 | 17475.00 | 60.93 | 68.20 | -7.27 | 41.70 | 19.23 | Peak | 184 | 215 |

Note 1: Emission Level (dBuV/m) = SA Reading (dBuV/m) + Factor* (dB)

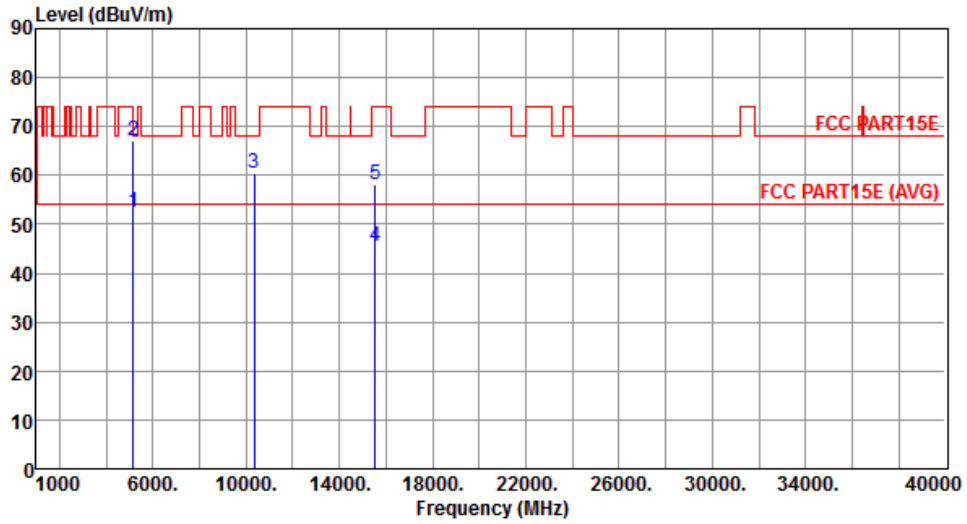
*Factor includes antenna factor , cable loss and amplifier gain

Note 2: Margin (dB) = Emission level (dBuV/m) – Limit (dBuV/m).

3.5.6 Transmitter Radiated Unwanted Emissions (Above 1GHz) for VHT20

| Modulation | VHT20 | Test Freq. (MHz) | 5180 | | | | | | | | | | | | | | | | | | | | | | | | | | | | | | | | | | | | | | | | | | | | | | | | | | | | | | | | | | | | | | | | | | | | | | | | | | |
|---|--|------------------|----------------|------------|--------|------------|----------|------------|----------|------------|-----|--------|--------|----|------|----|--|----|-----|---|---------|-------|-------|-------|-------|------|---------|-----|---|---|---------|-------|-------|-------|-------|------|------|-----|---|---|----------|-------|-------|--------|-------|-------|------|-----|-----|---|----------|-------|-------|-------|-------|-------|---------|-----|-----|---|----------|-------|-------|--------|-------|-------|------|-----|-----|--|--|--|--|--|--|--|--|
| Polarization | Horizontal | | | | | | | | | | | | | | | | | | | | | | | | | | | | | | | | | | | | | | | | | | | | | | | | | | | | | | | | | | | | | | | | | | | | | | | | | | | | |
|  | | | | | | | | | | | | | | | | | | | | | | | | | | | | | | | | | | | | | | | | | | | | | | | | | | | | | | | | | | | | | | | | | | | | | | | | | | | | | |
| | <table border="1"> <thead> <tr> <th>Freq.</th> <th>Emission level</th> <th>Limit</th> <th>Margin</th> <th>SA reading</th> <th>Factor</th> <th>Remark</th> <th>ANT High</th> <th>Turn Table</th> </tr> <tr> <th>MHz</th> <th>dBuV/m</th> <th>dBuV/m</th> <th>dB</th> <th>dBuV</th> <th>dB</th> <th></th> <th>cm</th> <th>deg</th> </tr> </thead> <tbody> <tr> <td>1</td> <td>5150.00</td> <td>52.40</td> <td>54.00</td> <td>-1.60</td> <td>46.53</td> <td>5.87</td> <td>Average</td> <td>208</td> <td>1</td> </tr> <tr> <td>2</td> <td>5150.00</td> <td>68.75</td> <td>74.00</td> <td>-5.25</td> <td>62.88</td> <td>5.87</td> <td>Peak</td> <td>208</td> <td>1</td> </tr> <tr> <td>3</td> <td>10360.00</td> <td>57.35</td> <td>68.20</td> <td>-10.85</td> <td>42.13</td> <td>15.22</td> <td>Peak</td> <td>222</td> <td>132</td> </tr> <tr> <td>4</td> <td>15540.00</td> <td>45.19</td> <td>54.00</td> <td>-8.81</td> <td>29.12</td> <td>16.07</td> <td>Average</td> <td>135</td> <td>142</td> </tr> <tr> <td>5</td> <td>15540.00</td> <td>57.40</td> <td>74.00</td> <td>-16.60</td> <td>41.33</td> <td>16.07</td> <td>Peak</td> <td>135</td> <td>142</td> </tr> </tbody> </table> | Freq. | Emission level | Limit | Margin | SA reading | Factor | Remark | ANT High | Turn Table | MHz | dBuV/m | dBuV/m | dB | dBuV | dB | | cm | deg | 1 | 5150.00 | 52.40 | 54.00 | -1.60 | 46.53 | 5.87 | Average | 208 | 1 | 2 | 5150.00 | 68.75 | 74.00 | -5.25 | 62.88 | 5.87 | Peak | 208 | 1 | 3 | 10360.00 | 57.35 | 68.20 | -10.85 | 42.13 | 15.22 | Peak | 222 | 132 | 4 | 15540.00 | 45.19 | 54.00 | -8.81 | 29.12 | 16.07 | Average | 135 | 142 | 5 | 15540.00 | 57.40 | 74.00 | -16.60 | 41.33 | 16.07 | Peak | 135 | 142 | | | | | | | | |
| Freq. | Emission level | Limit | Margin | SA reading | Factor | Remark | ANT High | Turn Table | | | | | | | | | | | | | | | | | | | | | | | | | | | | | | | | | | | | | | | | | | | | | | | | | | | | | | | | | | | | | | | | | | | | | |
| MHz | dBuV/m | dBuV/m | dB | dBuV | dB | | cm | deg | | | | | | | | | | | | | | | | | | | | | | | | | | | | | | | | | | | | | | | | | | | | | | | | | | | | | | | | | | | | | | | | | | | | | |
| 1 | 5150.00 | 52.40 | 54.00 | -1.60 | 46.53 | 5.87 | Average | 208 | 1 | | | | | | | | | | | | | | | | | | | | | | | | | | | | | | | | | | | | | | | | | | | | | | | | | | | | | | | | | | | | | | | | | | | | |
| 2 | 5150.00 | 68.75 | 74.00 | -5.25 | 62.88 | 5.87 | Peak | 208 | 1 | | | | | | | | | | | | | | | | | | | | | | | | | | | | | | | | | | | | | | | | | | | | | | | | | | | | | | | | | | | | | | | | | | | | |
| 3 | 10360.00 | 57.35 | 68.20 | -10.85 | 42.13 | 15.22 | Peak | 222 | 132 | | | | | | | | | | | | | | | | | | | | | | | | | | | | | | | | | | | | | | | | | | | | | | | | | | | | | | | | | | | | | | | | | | | | |
| 4 | 15540.00 | 45.19 | 54.00 | -8.81 | 29.12 | 16.07 | Average | 135 | 142 | | | | | | | | | | | | | | | | | | | | | | | | | | | | | | | | | | | | | | | | | | | | | | | | | | | | | | | | | | | | | | | | | | | | |
| 5 | 15540.00 | 57.40 | 74.00 | -16.60 | 41.33 | 16.07 | Peak | 135 | 142 | | | | | | | | | | | | | | | | | | | | | | | | | | | | | | | | | | | | | | | | | | | | | | | | | | | | | | | | | | | | | | | | | | | | |
| <p>Note 1: Emission Level (dBuV/m) = SA Reading (dBuV/m) + Factor* (dB) *Factor includes antenna factor , cable loss and amplifier gain Note 2: Margin (dB) = Emission level (dBuV/m) – Limit (dBuV/m).</p> | | | | | | | | | | | | | | | | | | | | | | | | | | | | | | | | | | | | | | | | | | | | | | | | | | | | | | | | | | | | | | | | | | | | | | | | | | | | | |

| | | | |
|---------------------|----------|-------------------------|------|
| Modulation | VHT20 | Test Freq. (MHz) | 5180 |
| Polarization | Vertical | | |



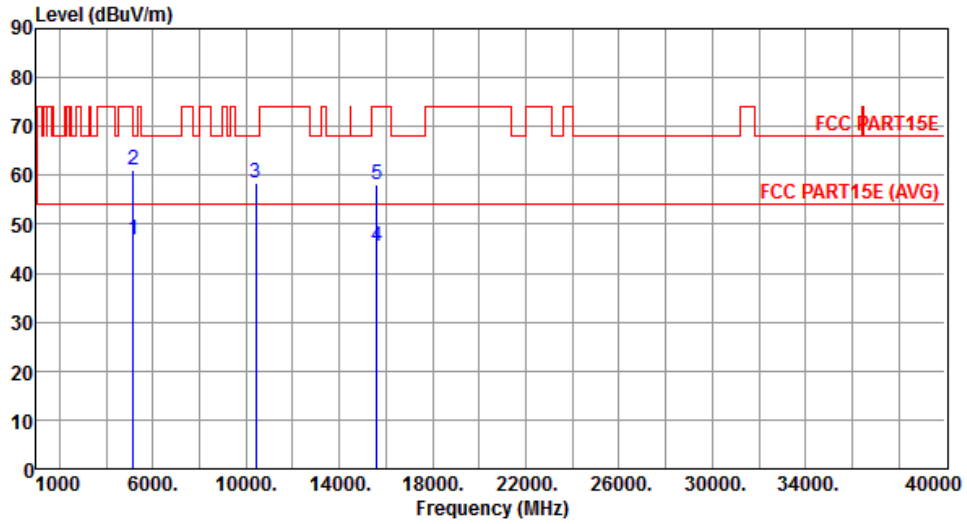
| | Freq. MHz | Emission level dBuV/m | Limit dBuV/m | Margin dB | SA reading dBuV | Factor dB | Remark | ANT High cm | Turn Table deg |
|---|--------------|-----------------------------|-----------------|--------------|-----------------------|--------------|---------|-------------------|----------------------|
| 1 | 5150.00 | 52.54 | 54.00 | -1.46 | 46.67 | 5.87 | Average | 330 | 262 |
| 2 | 5150.00 | 67.05 | 74.00 | -6.95 | 61.18 | 5.87 | Peak | 330 | 262 |
| 3 | 10360.00 | 60.44 | 68.20 | -7.76 | 45.22 | 15.22 | Peak | 180 | 195 |
| 4 | 15540.00 | 45.42 | 54.00 | -8.58 | 29.35 | 16.07 | Average | 143 | 212 |
| 5 | 15540.00 | 58.28 | 74.00 | -15.72 | 42.21 | 16.07 | Peak | 143 | 212 |

Note 1: Emission Level (dBuV/m) = SA Reading (dBuV/m) + Factor* (dB)

*Factor includes antenna factor , cable loss and amplifier gain

Note 2: Margin (dB) = Emission level (dBuV/m) – Limit (dBuV/m).

| | | | |
|---------------------|------------|-------------------------|------|
| Modulation | VHT20 | Test Freq. (MHz) | 5200 |
| Polarization | Horizontal | | |



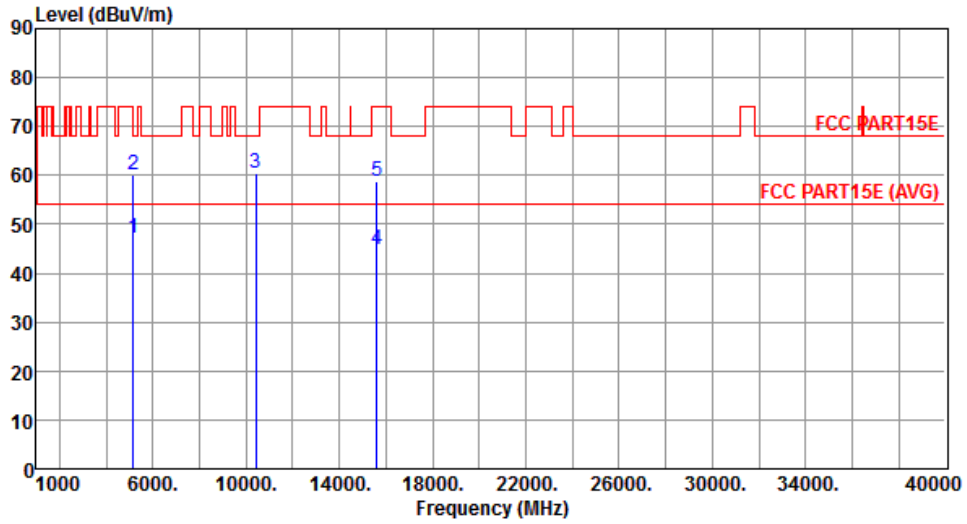
| | Freq. MHz | Emission level dBuV/m | Limit dBuV/m | Margin dB | SA reading dBuV | Factor dB | Remark | ANT High cm | Turn Table deg |
|---|--------------|-----------------------------|-----------------|--------------|-----------------------|--------------|---------|-------------------|----------------------|
| 1 | 5150.00 | 46.94 | 54.00 | -7.06 | 41.07 | 5.87 | Average | 208 | 0 |
| 2 | 5150.00 | 61.02 | 74.00 | -12.98 | 55.15 | 5.87 | Peak | 208 | 0 |
| 3 | 10400.00 | 58.30 | 68.20 | -9.90 | 43.03 | 15.27 | Peak | 159 | 207 |
| 4 | 15600.00 | 45.62 | 54.00 | -8.38 | 29.62 | 16.00 | Average | 159 | 126 |
| 5 | 15600.00 | 58.23 | 74.00 | -15.77 | 42.23 | 16.00 | Peak | 159 | 126 |

Note 1: Emission Level (dBuV/m) = SA Reading (dBuV/m) + Factor* (dB)

*Factor includes antenna factor , cable loss and amplifier gain

Note 2: Margin (dB) = Emission level (dBuV/m) – Limit (dBuV/m).

| | | | |
|---------------------|----------|-------------------------|------|
| Modulation | VHT20 | Test Freq. (MHz) | 5200 |
| Polarization | Vertical | | |



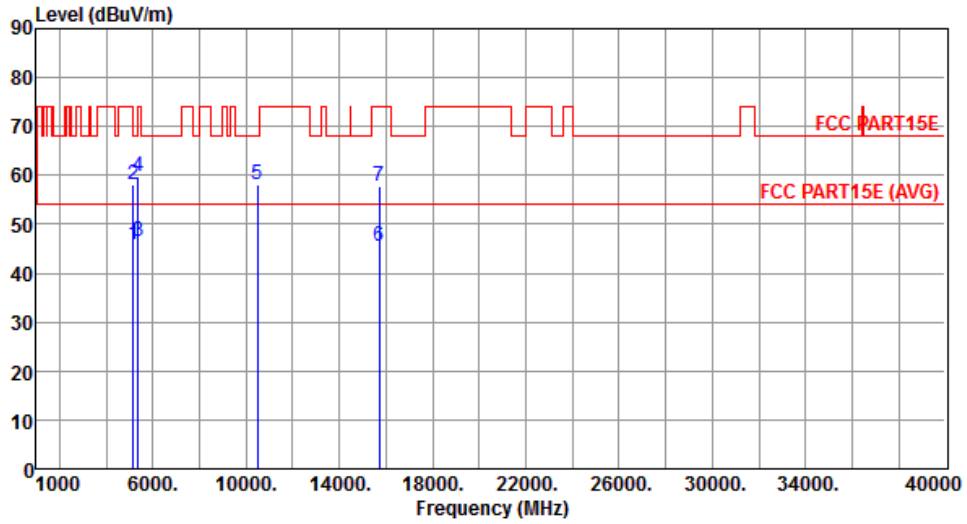
| | Freq. MHz | Emission level dBuV/m | Limit dBuV/m | Margin dB | SA reading dBuV | Factor dB | Remark | ANT High cm | Turn Table deg |
|---|--------------|-----------------------------|-----------------|--------------|-----------------------|--------------|---------|-------------------|----------------------|
| 1 | 5150.00 | 47.26 | 54.00 | -6.74 | 41.39 | 5.87 | Average | 263 | 263 |
| 2 | 5150.00 | 60.20 | 74.00 | -13.80 | 54.33 | 5.87 | Peak | 263 | 263 |
| 3 | 10400.00 | 60.55 | 68.20 | -7.65 | 45.28 | 15.27 | Peak | 178 | 197 |
| 4 | 15600.00 | 45.00 | 54.00 | -9.00 | 29.00 | 16.00 | Average | 200 | 243 |
| 5 | 15600.00 | 58.84 | 74.00 | -15.16 | 42.84 | 16.00 | Peak | 200 | 243 |

Note 1: Emission Level (dBuV/m) = SA Reading (dBuV/m) + Factor* (dB)

*Factor includes antenna factor , cable loss and amplifier gain

Note 2: Margin (dB) = Emission level (dBuV/m) – Limit (dBuV/m).

| | | | |
|---------------------|------------|-------------------------|------|
| Modulation | VHT20 | Test Freq. (MHz) | 5240 |
| Polarization | Horizontal | | |



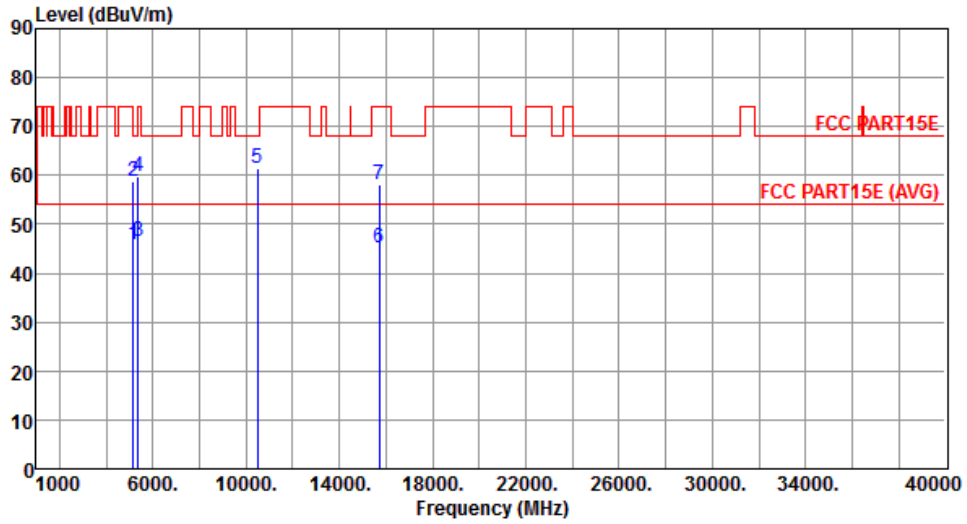
| | Freq. MHz | Emission level dBuV/m | Limit dBuV/m | Margin dB | SA reading dBuV | Factor dB | Remark | ANT High cm | Turn Table deg |
|---|--------------|-----------------------------|-----------------|--------------|-----------------------|--------------|---------|-------------------|----------------------|
| 1 | 5150.00 | 45.91 | 54.00 | -8.09 | 40.04 | 5.87 | Average | 199 | 357 |
| 2 | 5150.00 | 58.25 | 74.00 | -15.75 | 52.38 | 5.87 | Peak | 199 | 357 |
| 3 | 5350.00 | 46.62 | 54.00 | -7.38 | 40.41 | 6.21 | Average | 199 | 357 |
| 4 | 5350.00 | 59.66 | 74.00 | -14.34 | 53.45 | 6.21 | Peak | 199 | 357 |
| 5 | 10480.00 | 58.26 | 68.20 | -9.94 | 42.90 | 15.36 | Peak | 237 | 335 |
| 6 | 15720.00 | 45.45 | 54.00 | -8.55 | 29.59 | 15.86 | Average | 237 | 335 |
| 7 | 15720.00 | 57.92 | 74.00 | -16.08 | 42.06 | 15.86 | Peak | 237 | 335 |

Note 1: Emission Level (dBuV/m) = SA Reading (dBuV/m) + Factor* (dB)

*Factor includes antenna factor , cable loss and amplifier gain

Note 2: Margin (dB) = Emission level (dBuV/m) – Limit (dBuV/m).

| | | | |
|---------------------|----------|-------------------------|------|
| Modulation | VHT20 | Test Freq. (MHz) | 5240 |
| Polarization | Vertical | | |



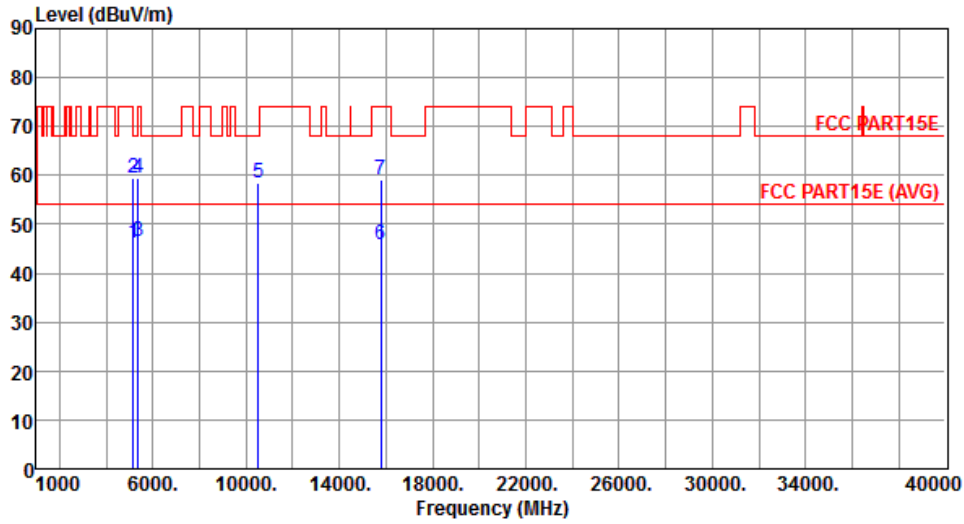
| | Freq. MHz | Emission level dBuV/m | Limit dBuV/m | Margin dB | SA reading dBuV | Factor dB | Remark | ANT High cm | Turn Table deg |
|---|--------------|-----------------------------|-----------------|--------------|-----------------------|--------------|---------|-------------------|----------------------|
| 1 | 5150.00 | 45.80 | 54.00 | -8.20 | 39.93 | 5.87 | Average | 336 | 259 |
| 2 | 5150.00 | 58.74 | 74.00 | -15.26 | 52.87 | 5.87 | Peak | 336 | 259 |
| 3 | 5350.00 | 46.46 | 54.00 | -7.54 | 40.25 | 6.21 | Average | 336 | 259 |
| 4 | 5350.00 | 59.67 | 74.00 | -14.33 | 53.46 | 6.21 | Peak | 336 | 259 |
| 5 | 10480.00 | 61.43 | 68.20 | -6.77 | 46.07 | 15.36 | Peak | 178 | 181 |
| 6 | 15720.00 | 45.10 | 54.00 | -8.90 | 29.24 | 15.86 | Average | 160 | 197 |
| 7 | 15720.00 | 57.96 | 74.00 | -16.04 | 42.10 | 15.86 | Peak | 160 | 197 |

Note 1: Emission Level (dBuV/m) = SA Reading (dBuV/m) + Factor* (dB)

*Factor includes antenna factor , cable loss and amplifier gain

Note 2: Margin (dB) = Emission level (dBuV/m) – Limit (dBuV/m).

| | | | |
|---------------------|------------|-------------------------|------|
| Modulation | VHT20 | Test Freq. (MHz) | 5260 |
| Polarization | Horizontal | | |



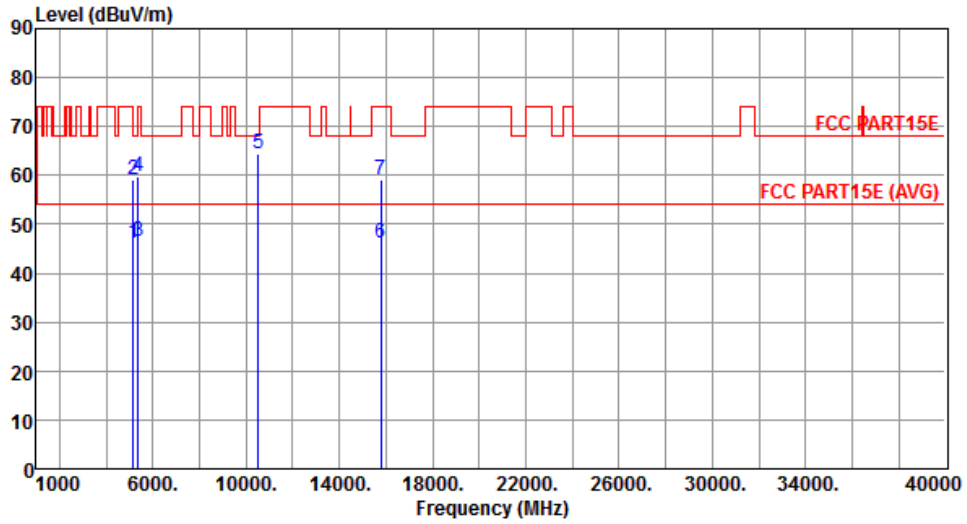
| | Freq. MHz | Emission level dBuV/m | Limit dBuV/m | Margin dB | SA reading dBuV | Factor dB | Remark | ANT High cm | Turn Table deg |
|---|--------------|-----------------------------|-----------------|--------------|-----------------------|--------------|---------|-------------------|----------------------|
| 1 | 5150.00 | 46.08 | 54.00 | -7.92 | 40.21 | 5.87 | Average | 180 | 299 |
| 2 | 5150.00 | 59.28 | 74.00 | -14.72 | 53.41 | 5.87 | Peak | 180 | 299 |
| 3 | 5350.00 | 46.43 | 54.00 | -7.57 | 40.22 | 6.21 | Average | 180 | 299 |
| 4 | 5350.00 | 59.43 | 74.00 | -14.57 | 53.22 | 6.21 | Peak | 180 | 299 |
| 5 | 10520.00 | 58.52 | 68.20 | -9.68 | 43.11 | 15.41 | Peak | 188 | 153 |
| 6 | 15780.00 | 45.90 | 54.00 | -8.10 | 30.12 | 15.78 | Average | 188 | 142 |
| 7 | 15780.00 | 59.21 | 74.00 | -14.79 | 43.43 | 15.78 | Peak | 188 | 142 |

Note 1: Emission Level (dBuV/m) = SA Reading (dBuV/m) + Factor* (dB)

*Factor includes antenna factor , cable loss and amplifier gain

Note 2: Margin (dB) = Emission level (dBuV/m) – Limit (dBuV/m).

| | | | |
|---------------------|----------|-------------------------|------|
| Modulation | VHT20 | Test Freq. (MHz) | 5260 |
| Polarization | Vertical | | |



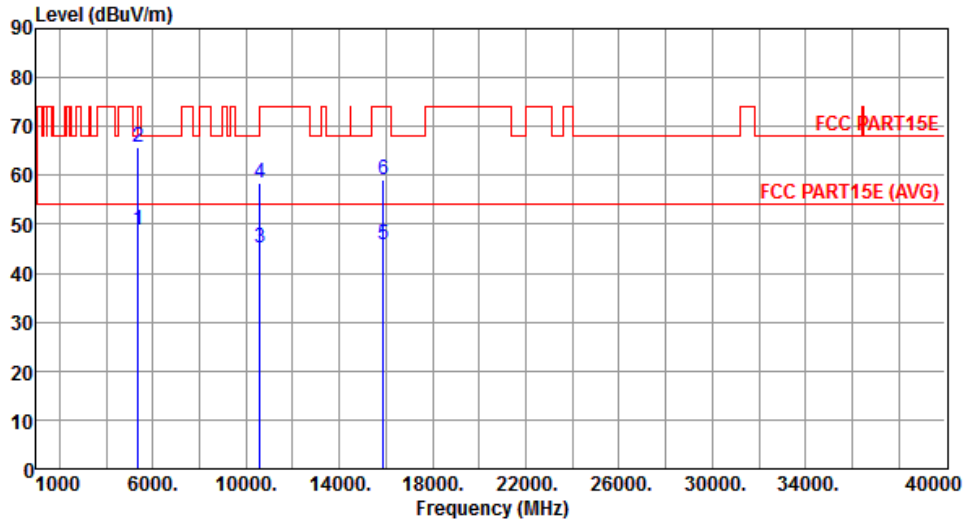
| | Freq. MHz | Emission level dBuV/m | Limit dBuV/m | Margin dB | SA reading dBuV | Factor dB | Remark | ANT High cm | Turn Table deg |
|---|--------------|-----------------------------|-----------------|--------------|-----------------------|--------------|---------|-------------------|----------------------|
| 1 | 5150.00 | 46.29 | 54.00 | -7.71 | 40.42 | 5.87 | Average | 322 | 262 |
| 2 | 5150.00 | 59.03 | 74.00 | -14.97 | 53.16 | 5.87 | Peak | 322 | 262 |
| 3 | 5350.00 | 46.59 | 54.00 | -7.41 | 40.38 | 6.21 | Average | 322 | 262 |
| 4 | 5350.00 | 59.76 | 74.00 | -14.24 | 53.55 | 6.21 | Peak | 322 | 262 |
| 5 | 10520.00 | 64.51 | 68.20 | -3.69 | 49.10 | 15.41 | Peak | 185 | 192 |
| 6 | 15780.00 | 46.02 | 54.00 | -7.98 | 30.24 | 15.78 | Average | 153 | 212 |
| 7 | 15780.00 | 59.12 | 74.00 | -14.88 | 43.34 | 15.78 | Peak | 153 | 212 |

Note 1: Emission Level (dBuV/m) = SA Reading (dBuV/m) + Factor* (dB)

*Factor includes antenna factor , cable loss and amplifier gain

Note 2: Margin (dB) = Emission level (dBuV/m) – Limit (dBuV/m).

| | | | |
|---------------------|------------|-------------------------|------|
| Modulation | VHT20 | Test Freq. (MHz) | 5300 |
| Polarization | Horizontal | | |



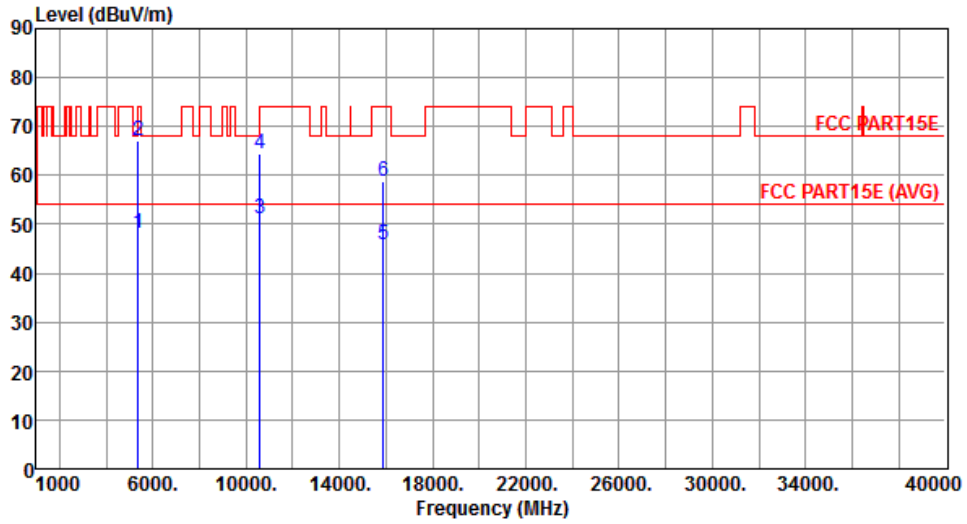
| | Freq. MHz | Emission level dBuV/m | Limit dBuV/m | Margin dB | SA reading dBuV | Factor dB | Remark | ANT High cm | Turn Table deg |
|---|--------------|-----------------------------|-----------------|--------------|-----------------------|--------------|---------|-------------------|----------------------|
| 1 | 5350.00 | 48.92 | 54.00 | -5.08 | 42.71 | 6.21 | Average | 181 | 300 |
| 2 | 5350.00 | 65.80 | 74.00 | -8.20 | 59.59 | 6.21 | Peak | 181 | 300 |
| 3 | 10600.00 | 45.11 | 54.00 | -8.89 | 29.65 | 15.46 | Average | 181 | 155 |
| 4 | 10600.00 | 58.37 | 74.00 | -15.63 | 42.91 | 15.46 | Peak | 181 | 155 |
| 5 | 15900.00 | 45.76 | 54.00 | -8.24 | 30.12 | 15.64 | Average | 175 | 136 |
| 6 | 15900.00 | 59.02 | 74.00 | -14.98 | 43.38 | 15.64 | Peak | 175 | 136 |

Note 1: Emission Level (dBuV/m) = SA Reading (dBuV/m) + Factor* (dB)

*Factor includes antenna factor , cable loss and amplifier gain

Note 2: Margin (dB) = Emission level (dBuV/m) – Limit (dBuV/m).

| | | | |
|---------------------|----------|-------------------------|------|
| Modulation | VHT20 | Test Freq. (MHz) | 5300 |
| Polarization | Vertical | | |



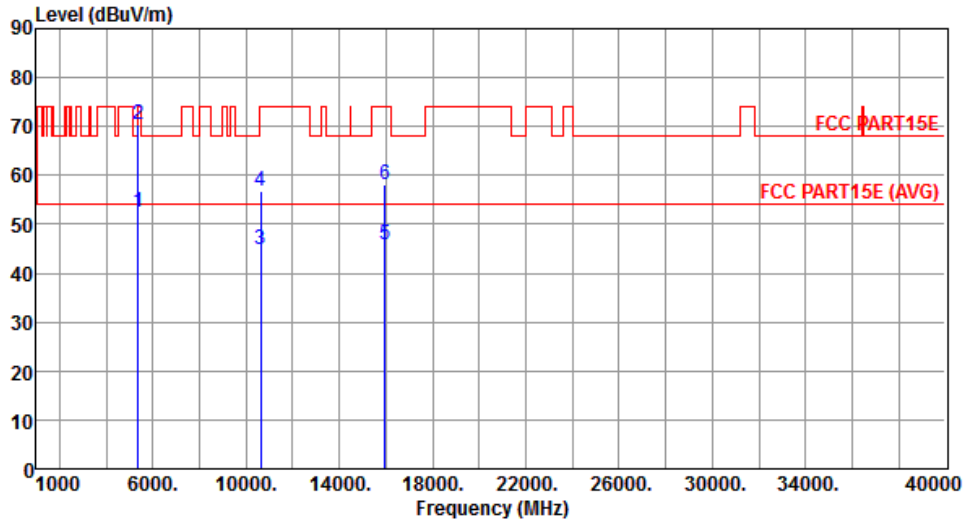
| | Freq. MHz | Emission level dBuV/m | Limit dBuV/m | Margin dB | SA reading dBuV | Factor dB | Remark | ANT High cm | Turn Table deg |
|---|--------------|-----------------------------|-----------------|--------------|-----------------------|--------------|---------|-------------------|----------------------|
| 1 | 5350.00 | 48.24 | 54.00 | -5.76 | 42.03 | 6.21 | Average | 325 | 263 |
| 2 | 5350.00 | 66.97 | 74.00 | -7.03 | 60.76 | 6.21 | Peak | 325 | 263 |
| 3 | 10600.00 | 51.04 | 54.00 | -2.96 | 35.58 | 15.46 | Average | 187 | 194 |
| 4 | 10600.00 | 64.39 | 74.00 | -9.61 | 48.93 | 15.46 | Peak | 187 | 194 |
| 5 | 15900.00 | 45.97 | 54.00 | -8.03 | 30.33 | 15.64 | Average | 156 | 213 |
| 6 | 15900.00 | 58.85 | 74.00 | -15.15 | 43.21 | 15.64 | Peak | 156 | 213 |

Note 1: Emission Level (dBuV/m) = SA Reading (dBuV/m) + Factor* (dB)

*Factor includes antenna factor , cable loss and amplifier gain

Note 2: Margin (dB) = Emission level (dBuV/m) – Limit (dBuV/m).

| | | | |
|---------------------|------------|-------------------------|------|
| Modulation | VHT20 | Test Freq. (MHz) | 5320 |
| Polarization | Horizontal | | |



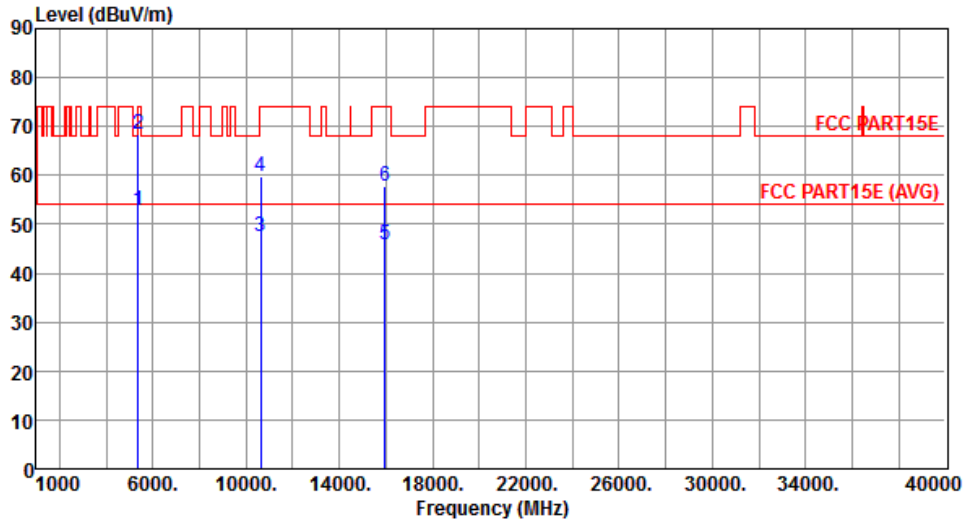
| | Freq. MHz | Emission level dBuV/m | Limit dBuV/m | Margin dB | SA reading dBuV | Factor dB | Remark | ANT High cm | Turn Table deg |
|---|--------------|-----------------------------|-----------------|--------------|-----------------------|--------------|---------|-------------------|----------------------|
| 1 | 5350.00 | 52.34 | 54.00 | -1.66 | 46.13 | 6.21 | Average | 162 | 300 |
| 2 | 5350.00 | 70.55 | 74.00 | -3.45 | 64.34 | 6.21 | Peak | 162 | 300 |
| 3 | 10640.00 | 44.70 | 54.00 | -9.30 | 29.21 | 15.49 | Average | 156 | 213 |
| 4 | 10640.00 | 56.70 | 74.00 | -17.30 | 41.21 | 15.49 | Peak | 156 | 213 |
| 5 | 15960.00 | 45.69 | 54.00 | -8.31 | 30.12 | 15.57 | Average | 156 | 177 |
| 6 | 15960.00 | 58.01 | 74.00 | -15.99 | 42.44 | 15.57 | Peak | 156 | 177 |

Note 1: Emission Level (dBuV/m) = SA Reading (dBuV/m) + Factor* (dB)

*Factor includes antenna factor , cable loss and amplifier gain

Note 2: Margin (dB) = Emission level (dBuV/m) – Limit (dBuV/m).

| | | | |
|---------------------|----------|-------------------------|------|
| Modulation | VHT20 | Test Freq. (MHz) | 5320 |
| Polarization | Vertical | | |

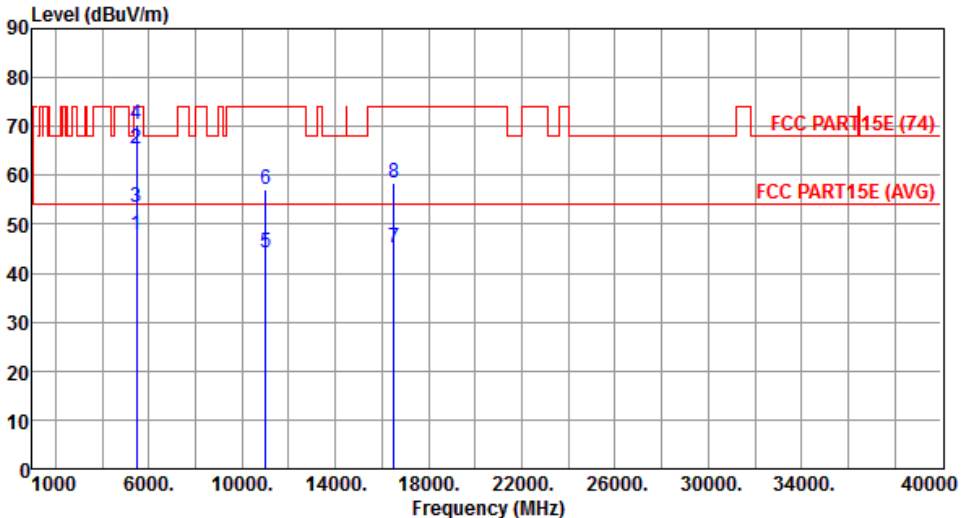


| | Freq. MHz | Emission level dBuV/m | Limit dBuV/m | Margin dB | SA reading dBuV | Factor dB | Remark | ANT High cm | Turn Table deg |
|---|--------------|-----------------------------|-----------------|--------------|-----------------------|--------------|---------|-------------------|----------------------|
| 1 | 5350.00 | 52.91 | 54.00 | -1.09 | 46.70 | 6.21 | Average | 325 | 260 |
| 2 | 5350.00 | 68.34 | 74.00 | -5.66 | 62.13 | 6.21 | Peak | 325 | 260 |
| 3 | 10640.00 | 47.60 | 54.00 | -6.40 | 32.11 | 15.49 | Average | 188 | 163 |
| 4 | 10640.00 | 59.70 | 74.00 | -14.30 | 44.21 | 15.49 | Peak | 188 | 163 |
| 5 | 15960.00 | 45.73 | 54.00 | -8.27 | 30.16 | 15.57 | Average | 175 | 178 |
| 6 | 15960.00 | 57.78 | 74.00 | -16.22 | 42.21 | 15.57 | Peak | 175 | 178 |

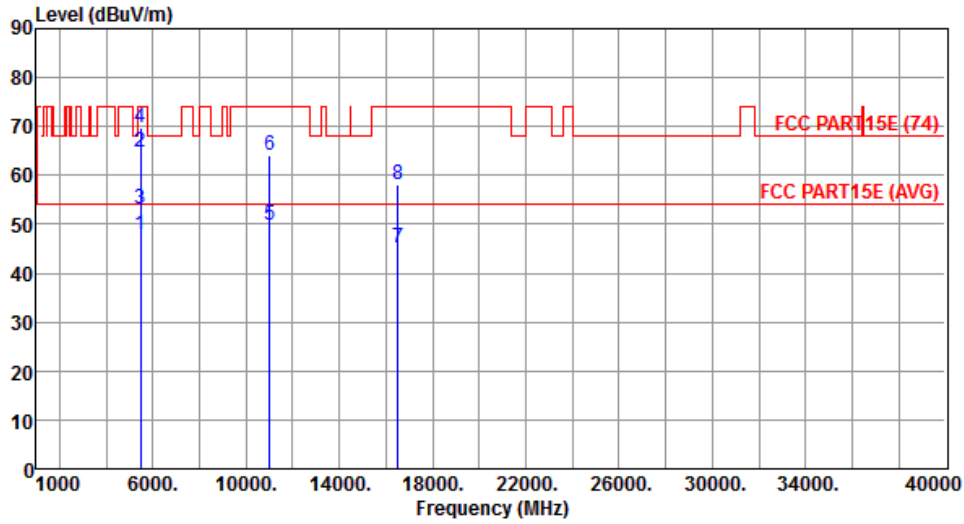
Note 1: Emission Level (dBuV/m) = SA Reading (dBuV/m) + Factor* (dB)

*Factor includes antenna factor , cable loss and amplifier gain

Note 2: Margin (dB) = Emission level (dBuV/m) – Limit (dBuV/m).

| | | | | | | | | | |
|---|--------------|-----------------------------|-----------------|--------------|-----------------------|--------------|--------|-------------------|----------------------|
| Modulation | VHT20 | Test Freq. (MHz) | 5500 | | | | | | |
| Polarization | Horizontal | | | | | | | | |
|  | | | | | | | | | |
| | Freq. MHz | Emission level dBuV/m | Limit dBuV/m | Margin dB | SA reading dBuV | Factor dB | Remark | ANT High cm | Turn Table deg |
| | 1 | 5460.00 | 47.76 | 54.00 | -6.24 | 41.40 | 6.36 | Average | 155 300 |
| | 2 | 5460.00 | 65.47 | 74.00 | -8.53 | 59.11 | 6.36 | Peak | 155 300 |
| | 3 | 5470.00 | 53.42 | 54.00 | -0.58 | 47.05 | 6.37 | Average | 155 300 |
| | 4 | 5470.00 | 70.36 | 74.00 | -3.64 | 63.99 | 6.37 | Peak | 155 300 |
| | 5 | 11000.00 | 44.27 | 54.00 | -9.73 | 28.53 | 15.74 | Average | 162 216 |
| | 6 | 11000.00 | 57.09 | 74.00 | -16.91 | 41.35 | 15.74 | Peak | 162 216 |
| | 7 | 16500.00 | 45.16 | 54.00 | -8.84 | 29.13 | 16.03 | Average | 182 132 |
| | 8 | 16500.00 | 58.34 | 74.00 | -15.66 | 42.31 | 16.03 | Peak | 182 132 |
| <p>Note 1: Emission Level (dBuV/m) = SA Reading (dBuV/m) + Factor* (dB) *Factor includes antenna factor , cable loss and amplifier gain Note 2: Margin (dB) = Emission level (dBuV/m) – Limit (dBuV/m).</p> | | | | | | | | | |

| | | | |
|---------------------|----------|-------------------------|------|
| Modulation | VHT20 | Test Freq. (MHz) | 5500 |
| Polarization | Vertical | | |



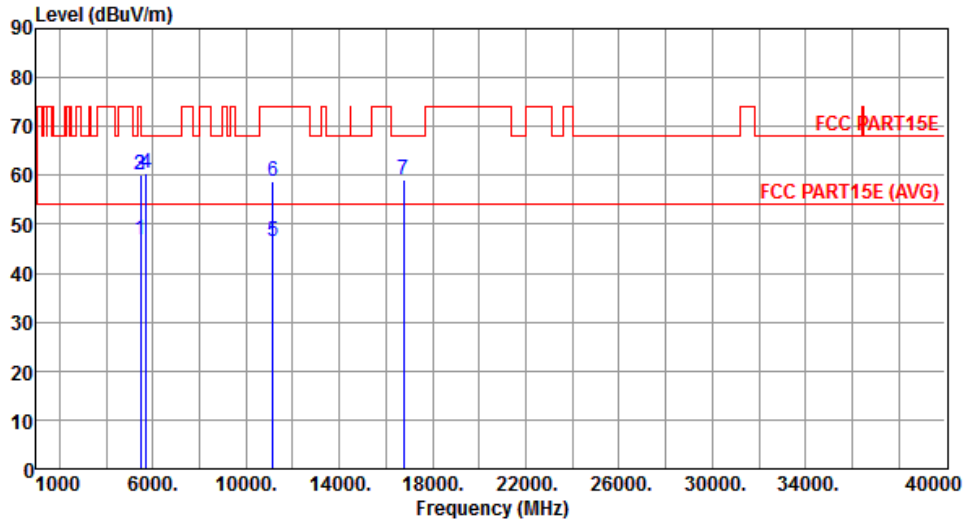
| | Freq. MHz | Emission level dBuV/m | Limit dBuV/m | Margin dB | SA reading dBuV | Factor dB | Remark | ANT High cm | Turn Table deg |
|---|--------------|-----------------------------|-----------------|--------------|-----------------------|--------------|---------|-------------------|----------------------|
| 1 | 5460.00 | 47.72 | 54.00 | -6.28 | 41.36 | 6.36 | Average | 321 | 261 |
| 2 | 5460.00 | 64.72 | 74.00 | -9.28 | 58.36 | 6.36 | Peak | 321 | 261 |
| 3 | 5470.00 | 53.04 | 54.00 | -0.96 | 46.67 | 6.37 | Average | 321 | 261 |
| 4 | 5470.00 | 69.72 | 74.00 | -4.28 | 63.35 | 6.37 | Peak | 321 | 261 |
| 5 | 11000.00 | 49.97 | 54.00 | -4.03 | 34.23 | 15.74 | Average | 159 | 180 |
| 6 | 11000.00 | 64.05 | 74.00 | -9.95 | 48.31 | 15.74 | Peak | 159 | 180 |
| 7 | 16500.00 | 45.09 | 54.00 | -8.91 | 29.06 | 16.03 | Average | 159 | 143 |
| 8 | 16500.00 | 58.19 | 74.00 | -15.81 | 42.16 | 16.03 | Peak | 159 | 143 |

Note 1: Emission Level (dBuV/m) = SA Reading (dBuV/m) + Factor* (dB)

*Factor includes antenna factor , cable loss and amplifier gain

Note 2: Margin (dB) = Emission level (dBuV/m) – Limit (dBuV/m).

| | | | |
|---------------------|------------|-------------------------|------|
| Modulation | VHT20 | Test Freq. (MHz) | 5580 |
| Polarization | Horizontal | | |



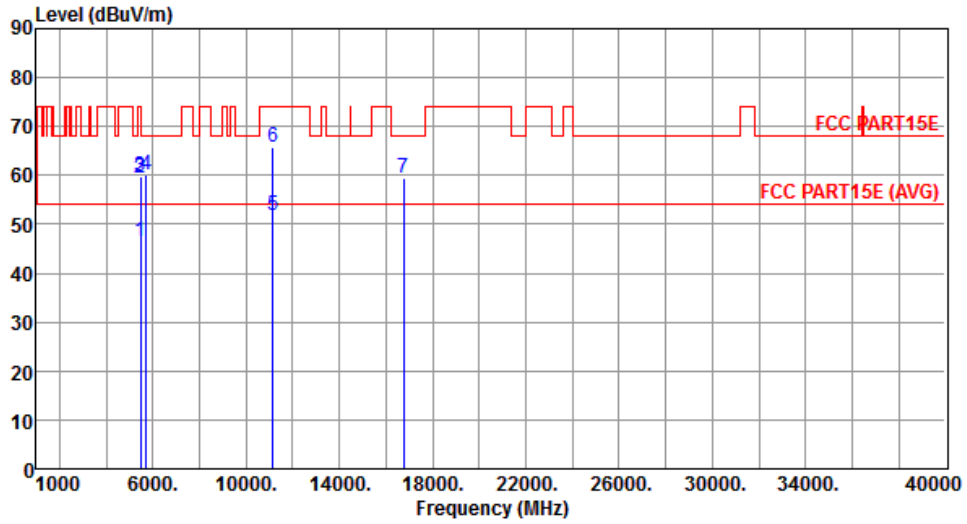
| | Freq. MHz | Emission level dBuV/m | Limit dBuV/m | Margin dB | SA reading dBuV | Factor dB | Remark | ANT High cm | Turn Table deg |
|---|--------------|-----------------------------|-----------------|--------------|-----------------------|--------------|---------|-------------------|----------------------|
| 1 | 5460.00 | 46.71 | 54.00 | -7.29 | 40.35 | 6.36 | Average | 197 | 308 |
| 2 | 5460.00 | 60.03 | 74.00 | -13.97 | 53.67 | 6.36 | Peak | 197 | 308 |
| 3 | 5470.00 | 60.19 | 68.20 | -8.01 | 53.82 | 6.37 | Peak | 197 | 308 |
| 4 | 5725.00 | 60.52 | 68.20 | -7.68 | 53.69 | 6.83 | Peak | 197 | 308 |
| 5 | 11160.00 | 46.51 | 54.00 | -7.49 | 30.68 | 15.83 | Average | 159 | 243 |
| 6 | 11160.00 | 58.71 | 74.00 | -15.29 | 42.88 | 15.83 | Peak | 159 | 243 |
| 7 | 16740.00 | 59.03 | 68.20 | -9.17 | 42.23 | 16.80 | Peak | 182 | 213 |

Note 1: Emission Level (dBuV/m) = SA Reading (dBuV/m) + Factor* (dB)

*Factor includes antenna factor , cable loss and amplifier gain

Note 2: Margin (dB) = Emission level (dBuV/m) – Limit (dBuV/m).

| | | | |
|---------------------|----------|-------------------------|------|
| Modulation | VHT20 | Test Freq. (MHz) | 5580 |
| Polarization | Vertical | | |



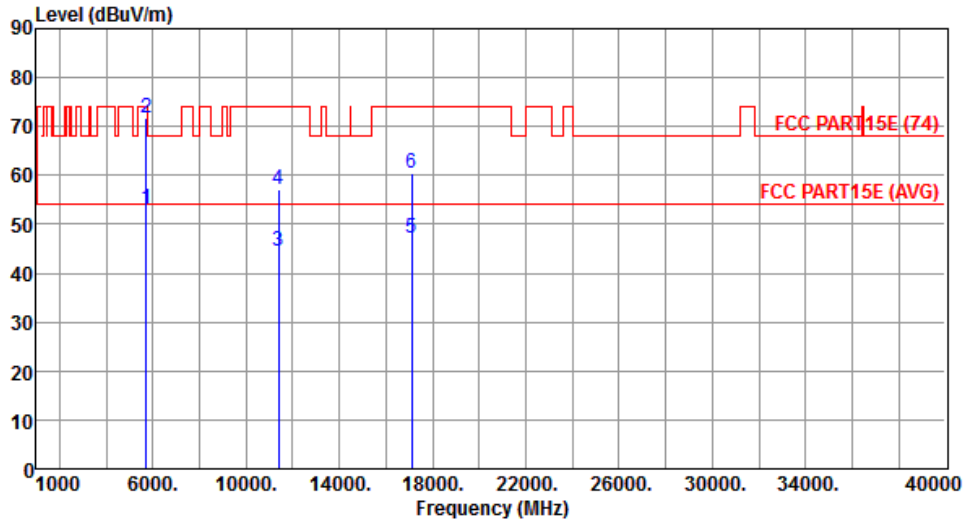
| | Freq. MHz | Emission level dBuV/m | Limit dBuV/m | Margin dB | SA reading dBuV | Factor dB | Remark | ANT High cm | Turn Table deg |
|---|--------------|-----------------------------|-----------------|--------------|-----------------------|--------------|---------|-------------------|----------------------|
| 1 | 5460.00 | 46.48 | 54.00 | -7.52 | 40.12 | 6.36 | Average | 254 | 260 |
| 2 | 5460.00 | 59.57 | 74.00 | -14.43 | 53.21 | 6.36 | Peak | 254 | 260 |
| 3 | 5470.00 | 59.90 | 68.20 | -8.30 | 53.53 | 6.37 | Peak | 254 | 260 |
| 4 | 5725.00 | 60.27 | 68.20 | -7.93 | 53.44 | 6.83 | Peak | 254 | 260 |
| 5 | 11160.00 | 51.82 | 54.00 | -2.18 | 35.99 | 15.83 | Average | 159 | 174 |
| 6 | 11160.00 | 65.67 | 74.00 | -8.33 | 49.84 | 15.83 | Peak | 159 | 174 |
| 7 | 16740.00 | 59.49 | 68.20 | -8.71 | 42.69 | 16.80 | Peak | 159 | 135 |

Note 1: Emission Level (dBuV/m) = SA Reading (dBuV/m) + Factor* (dB)

*Factor includes antenna factor , cable loss and amplifier gain

Note 2: Margin (dB) = Emission level (dBuV/m) – Limit (dBuV/m).

| | | | |
|---------------------|------------|-------------------------|------|
| Modulation | VHT20 | Test Freq. (MHz) | 5700 |
| Polarization | Horizontal | | |



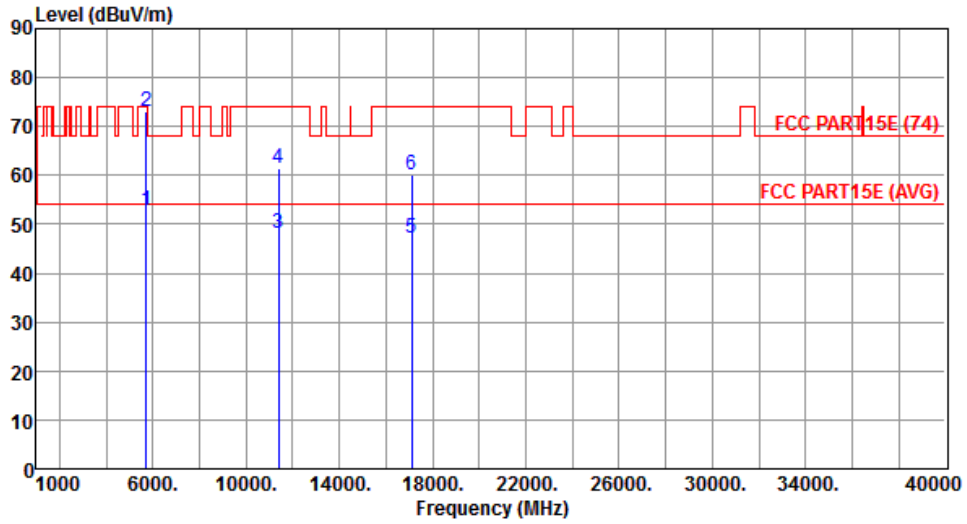
| | Freq. MHz | Emission level dBuV/m | Limit dBuV/m | Margin dB | SA reading dBuV | Factor dB | Remark | ANT High cm | Turn Table deg |
|---|--------------|-----------------------------|-----------------|--------------|-----------------------|--------------|---------|-------------------|----------------------|
| 1 | 5725.00 | 52.99 | 54.00 | -1.01 | 46.16 | 6.83 | Average | 196 | 311 |
| 2 | 5725.00 | 71.61 | 74.00 | -2.39 | 64.78 | 6.83 | Peak | 196 | 311 |
| 3 | 11400.00 | 44.49 | 54.00 | -9.51 | 28.53 | 15.96 | Average | 122 | 138 |
| 4 | 11400.00 | 57.27 | 74.00 | -16.73 | 41.31 | 15.96 | Peak | 122 | 138 |
| 5 | 17100.00 | 47.12 | 54.00 | -6.88 | 29.16 | 17.96 | Average | 163 | 212 |
| 6 | 17100.00 | 60.31 | 74.00 | -13.69 | 42.35 | 17.96 | Peak | 163 | 212 |

Note 1: Emission Level (dBuV/m) = SA Reading (dBuV/m) + Factor* (dB)

*Factor includes antenna factor , cable loss and amplifier gain

Note 2: Margin (dB) = Emission level (dBuV/m) – Limit (dBuV/m).

| | | | |
|---------------------|----------|-------------------------|------|
| Modulation | VHT20 | Test Freq. (MHz) | 5700 |
| Polarization | Vertical | | |



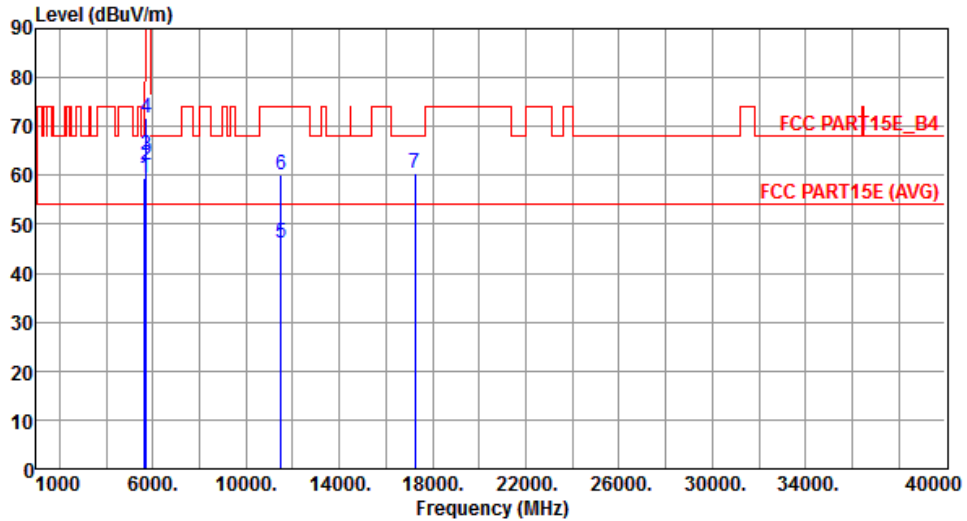
| | Freq. MHz | Emission level dBuV/m | Limit dBuV/m | Margin dB | SA reading dBuV | Factor dB | Remark | ANT High cm | Turn Table deg |
|---|--------------|-----------------------------|-----------------|--------------|-----------------------|--------------|---------|-------------------|----------------------|
| 1 | 5725.00 | 52.79 | 54.00 | -1.21 | 45.96 | 6.83 | Average | 344 | 252 |
| 2 | 5725.00 | 72.96 | 74.00 | -1.04 | 66.13 | 6.83 | Peak | 344 | 252 |
| 3 | 11400.00 | 48.08 | 54.00 | -5.92 | 32.12 | 15.96 | Average | 160 | 178 |
| 4 | 11400.00 | 61.27 | 74.00 | -12.73 | 45.31 | 15.96 | Peak | 160 | 178 |
| 5 | 17100.00 | 47.27 | 54.00 | -6.73 | 29.31 | 17.96 | Average | 188 | 196 |
| 6 | 17100.00 | 60.21 | 74.00 | -13.79 | 42.25 | 17.96 | Peak | 188 | 196 |

Note 1: Emission Level (dBuV/m) = SA Reading (dBuV/m) + Factor* (dB)

*Factor includes antenna factor , cable loss and amplifier gain

Note 2: Margin (dB) = Emission level (dBuV/m) – Limit (dBuV/m).

| | | | |
|---------------------|------------|-------------------------|------|
| Modulation | VHT20 | Test Freq. (MHz) | 5745 |
| Polarization | Horizontal | | |



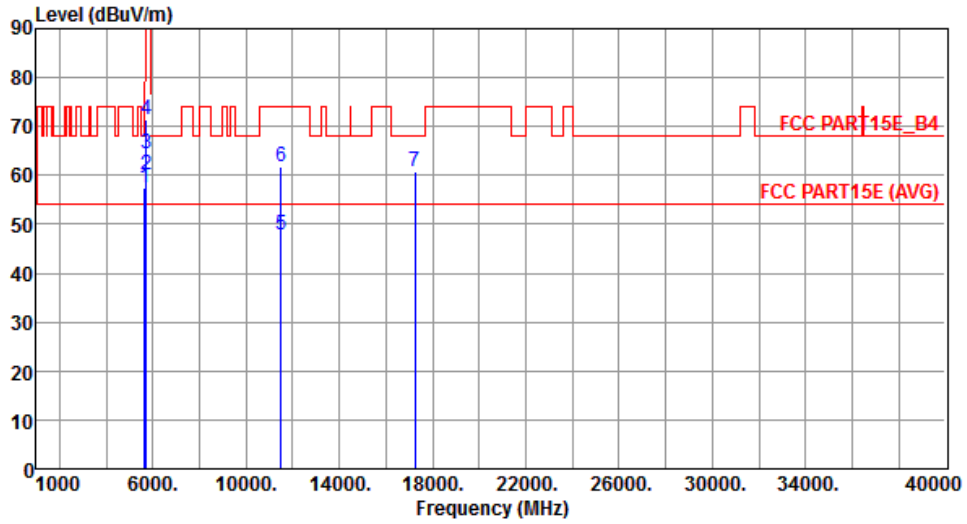
| | Freq. MHz | Emission level dBuV/m | Limit dBuV/m | Margin dB | SA reading dBuV | Factor dB | Remark | ANT High cm | Turn Table deg |
|---|--------------|-----------------------------|-----------------|--------------|-----------------------|--------------|---------|-------------------|----------------------|
| 1 | 5650.00 | 59.33 | 68.20 | -8.87 | 52.70 | 6.63 | Peak | 229 | 355 |
| 2 | 5700.00 | 62.08 | 105.20 | -43.12 | 55.31 | 6.77 | Peak | 229 | 355 |
| 3 | 5720.00 | 64.20 | 110.80 | -46.60 | 57.38 | 6.82 | Peak | 229 | 355 |
| 4 | 5725.00 | 71.61 | 122.20 | -50.59 | 64.78 | 6.83 | Peak | 229 | 355 |
| 5 | 11490.00 | 46.13 | 54.00 | -7.87 | 30.12 | 16.01 | Average | 171 | 244 |
| 6 | 11490.00 | 60.00 | 74.00 | -14.00 | 43.99 | 16.01 | Peak | 171 | 244 |
| 7 | 17235.00 | 60.55 | 68.20 | -7.65 | 42.12 | 18.43 | Peak | 168 | 249 |

Note 1: Emission Level (dBuV/m) = SA Reading (dBuV/m) + Factor* (dB)

*Factor includes antenna factor , cable loss and amplifier gain

Note 2: Margin (dB) = Emission level (dBuV/m) – Limit (dBuV/m).

| | | | |
|---------------------|----------|-------------------------|------|
| Modulation | VHT20 | Test Freq. (MHz) | 5745 |
| Polarization | Vertical | | |



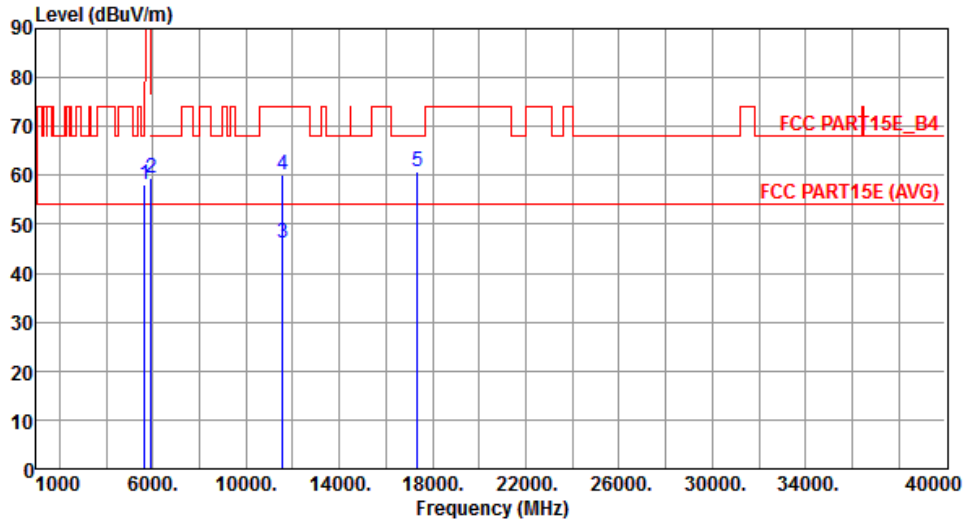
| | Freq. MHz | Emission level dBuV/m | Limit dBuV/m | Margin dB | SA reading dBuV | Factor dB | Remark | ANT High cm | Turn Table deg |
|---|--------------|-----------------------------|-----------------|--------------|-----------------------|--------------|---------|-------------------|----------------------|
| 1 | 5650.00 | 57.35 | 68.20 | -10.85 | 50.72 | 6.63 | Peak | 266 | 261 |
| 2 | 5700.00 | 60.19 | 105.20 | -45.01 | 53.42 | 6.77 | Peak | 266 | 261 |
| 3 | 5720.00 | 64.30 | 110.80 | -46.50 | 57.48 | 6.82 | Peak | 266 | 261 |
| 4 | 5725.00 | 71.55 | 122.20 | -50.65 | 64.72 | 6.83 | Peak | 266 | 261 |
| 5 | 11490.00 | 47.92 | 54.00 | -6.08 | 31.91 | 16.01 | Average | 175 | 178 |
| 6 | 11490.00 | 61.69 | 74.00 | -12.31 | 45.68 | 16.01 | Peak | 175 | 178 |
| 7 | 17235.00 | 60.82 | 68.20 | -7.38 | 42.39 | 18.43 | Peak | 178 | 196 |

Note 1: Emission Level (dBuV/m) = SA Reading (dBuV/m) + Factor* (dB)

*Factor includes antenna factor , cable loss and amplifier gain

Note 2: Margin (dB) = Emission level (dBuV/m) – Limit (dBuV/m).

| | | | |
|---------------------|------------|-------------------------|------|
| Modulation | VHT20 | Test Freq. (MHz) | 5785 |
| Polarization | Horizontal | | |



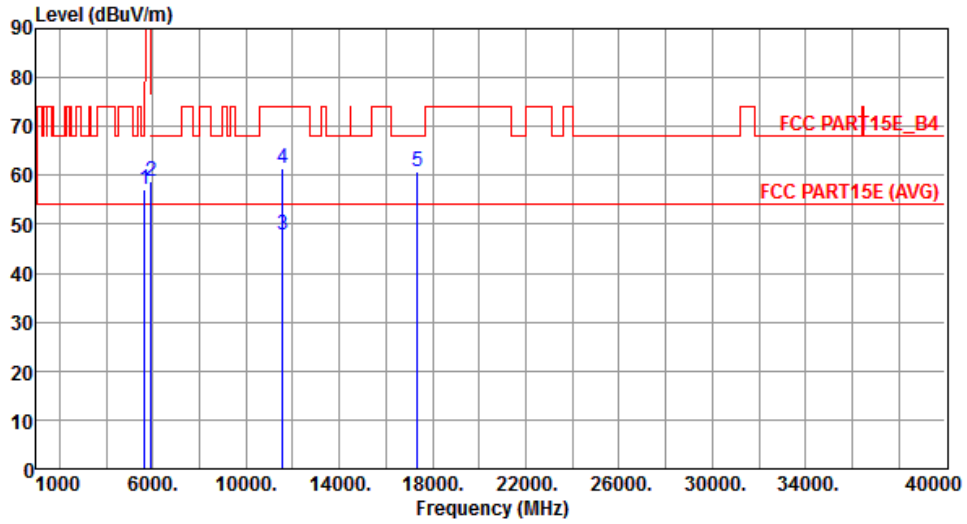
| | Freq. MHz | Emission level dBuV/m | Limit dBuV/m | Margin dB | SA reading dBuV | Factor dB | Remark | ANT High cm | Turn Table deg |
|---|--------------|-----------------------------|-----------------|--------------|-----------------------|--------------|---------|-------------------|----------------------|
| 1 | 5650.00 | 58.14 | 68.20 | -10.06 | 51.51 | 6.63 | Peak | 228 | 355 |
| 2 | 5925.00 | 59.59 | 68.20 | -8.61 | 52.25 | 7.34 | Peak | 228 | 355 |
| 3 | 11570.00 | 46.21 | 54.00 | -7.79 | 30.32 | 15.89 | Average | 172 | 246 |
| 4 | 11570.00 | 60.15 | 74.00 | -13.85 | 44.26 | 15.89 | Peak | 172 | 246 |
| 5 | 17355.00 | 60.62 | 68.20 | -7.58 | 41.80 | 18.82 | Peak | 163 | 254 |

Note 1: Emission Level (dBuV/m) = SA Reading (dBuV/m) + Factor* (dB)

*Factor includes antenna factor , cable loss and amplifier gain

Note 2: Margin (dB) = Emission level (dBuV/m) – Limit (dBuV/m).

| | | | |
|---------------------|----------|-------------------------|------|
| Modulation | VHT20 | Test Freq. (MHz) | 5785 |
| Polarization | Vertical | | |



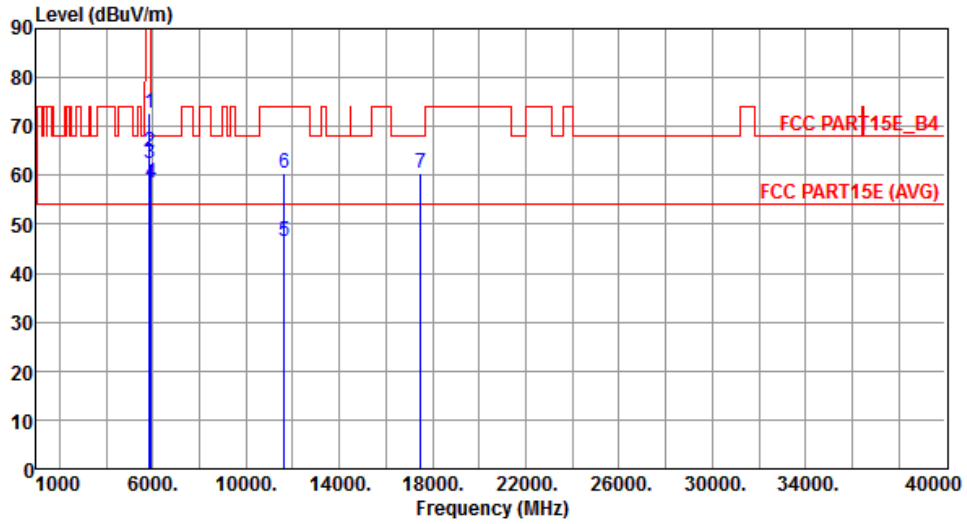
| | Freq. MHz | Emission level dBuV/m | Limit dBuV/m | Margin dB | SA reading dBuV | Factor dB | Remark | ANT High cm | Turn Table deg |
|---|--------------|-----------------------------|-----------------|--------------|-----------------------|--------------|---------|-------------------|----------------------|
| 1 | 5650.00 | 57.26 | 68.20 | -10.94 | 50.63 | 6.63 | Peak | 263 | 258 |
| 2 | 5925.00 | 58.67 | 68.20 | -9.53 | 51.33 | 7.34 | Peak | 263 | 258 |
| 3 | 11570.00 | 47.84 | 54.00 | -6.16 | 31.95 | 15.89 | Average | 176 | 182 |
| 4 | 11570.00 | 61.52 | 74.00 | -12.48 | 45.63 | 15.89 | Peak | 176 | 182 |
| 5 | 17355.00 | 60.92 | 68.20 | -7.28 | 42.10 | 18.82 | Peak | 181 | 204 |

Note 1: Emission Level (dBuV/m) = SA Reading (dBuV/m) + Factor* (dB)

*Factor includes antenna factor , cable loss and amplifier gain

Note 2: Margin (dB) = Emission level (dBuV/m) – Limit (dBuV/m).

| | | | |
|---------------------|------------|-------------------------|------|
| Modulation | VHT20 | Test Freq. (MHz) | 5825 |
| Polarization | Horizontal | | |



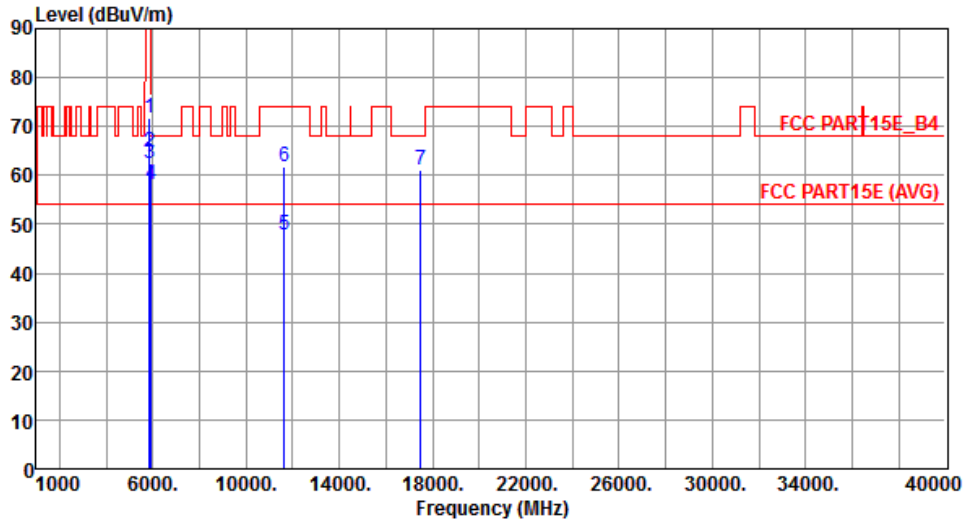
| | Freq. MHz | Emission level dBuV/m | Limit dBuV/m | Margin dB | SA reading dBuV | Factor dB | Remark | ANT High cm | Turn Table deg |
|---|--------------|-----------------------------|-----------------|--------------|-----------------------|--------------|---------|-------------------|----------------------|
| 1 | 5850.00 | 72.88 | 122.20 | -49.32 | 65.72 | 7.16 | Peak | 230 | 355 |
| 2 | 5855.00 | 64.75 | 110.80 | -46.05 | 57.57 | 7.18 | Peak | 230 | 355 |
| 3 | 5875.00 | 62.53 | 105.20 | -42.67 | 55.30 | 7.23 | Peak | 230 | 355 |
| 4 | 5925.00 | 58.58 | 68.20 | -9.62 | 51.24 | 7.34 | Peak | 230 | 355 |
| 5 | 11650.00 | 46.39 | 54.00 | -7.61 | 30.65 | 15.74 | Average | 175 | 241 |
| 6 | 11650.00 | 60.34 | 74.00 | -13.66 | 44.60 | 15.74 | Peak | 175 | 241 |
| 7 | 17475.00 | 60.48 | 68.20 | -7.72 | 41.25 | 19.23 | Peak | 166 | 259 |

Note 1: Emission Level (dBuV/m) = SA Reading (dBuV/m) + Factor* (dB)

*Factor includes antenna factor , cable loss and amplifier gain

Note 2: Margin (dB) = Emission level (dBuV/m) – Limit (dBuV/m).

| | | | |
|---------------------|----------|-------------------------|------|
| Modulation | VHT20 | Test Freq. (MHz) | 5825 |
| Polarization | Vertical | | |



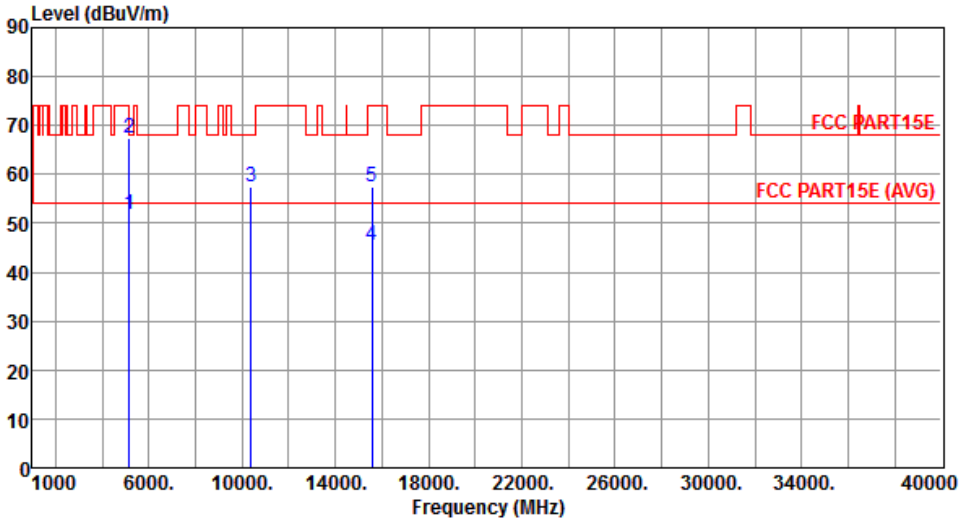
| | Freq. MHz | Emission level dBuV/m | Limit dBuV/m | Margin dB | SA reading dBuV | Factor dB | Remark | ANT High cm | Turn Table deg |
|---|--------------|-----------------------------|-----------------|--------------|-----------------------|--------------|---------|-------------------|----------------------|
| 1 | 5850.00 | 71.80 | 122.20 | -50.40 | 64.64 | 7.16 | Peak | 265 | 258 |
| 2 | 5855.00 | 64.92 | 110.80 | -45.88 | 57.74 | 7.18 | Peak | 265 | 258 |
| 3 | 5875.00 | 62.52 | 105.20 | -42.68 | 55.29 | 7.23 | Peak | 265 | 258 |
| 4 | 5925.00 | 58.21 | 68.20 | -9.99 | 50.87 | 7.34 | Peak | 265 | 258 |
| 5 | 11650.00 | 47.95 | 54.00 | -6.05 | 32.21 | 15.74 | Average | 181 | 165 |
| 6 | 11650.00 | 61.63 | 74.00 | -12.37 | 45.89 | 15.74 | Peak | 181 | 165 |
| 7 | 17475.00 | 61.02 | 68.20 | -7.18 | 41.79 | 19.23 | Peak | 188 | 209 |

Note 1: Emission Level (dBuV/m) = SA Reading (dBuV/m) + Factor* (dB)

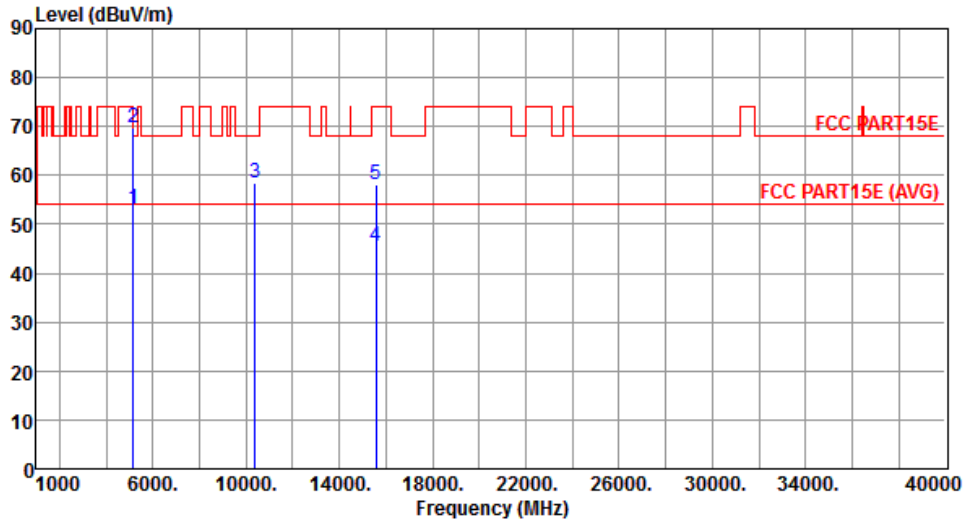
*Factor includes antenna factor , cable loss and amplifier gain

Note 2: Margin (dB) = Emission level (dBuV/m) – Limit (dBuV/m).

3.5.7 Transmitter Radiated Unwanted Emissions (Above 1GHz) for VHT40

| Modulation | VHT40 | Test Freq. (MHz) | 5190 | | | | | | | | | | | | | | | | | | | | | | | | | | | | | | | | | | | | | | | | | | | | | | | | | | | | | | | | | | | | | | | | | | |
|---|--|------------------|----------------|------------|--------|------------|----------|------------|----------|------------|-----|--------|--------|----|------|----|--|----|-----|---|---------|-------|-------|-------|-------|------|---------|-----|---|---|---------|-------|-------|-------|-------|------|------|-----|---|---|----------|-------|-------|--------|-------|-------|------|-----|-----|---|----------|-------|-------|-------|-------|-------|---------|-----|-----|---|----------|-------|-------|--------|-------|-------|------|-----|-----|
| Polarization | Horizontal | | | | | | | | | | | | | | | | | | | | | | | | | | | | | | | | | | | | | | | | | | | | | | | | | | | | | | | | | | | | | | | | | | | | |
|  | | | | | | | | | | | | | | | | | | | | | | | | | | | | | | | | | | | | | | | | | | | | | | | | | | | | | | | | | | | | | | | | | | | | | |
| | <table border="1"> <thead> <tr> <th>Freq.</th> <th>Emission level</th> <th>Limit</th> <th>Margin</th> <th>SA reading</th> <th>Factor</th> <th>Remark</th> <th>ANT High</th> <th>Turn Table</th> </tr> <tr> <th>MHz</th> <th>dBuV/m</th> <th>dBuV/m</th> <th>dB</th> <th>dBuV</th> <th>dB</th> <th></th> <th>cm</th> <th>deg</th> </tr> </thead> <tbody> <tr> <td>1</td> <td>5150.00</td> <td>51.95</td> <td>54.00</td> <td>-2.05</td> <td>46.08</td> <td>5.87</td> <td>Average</td> <td>208</td> <td>0</td> </tr> <tr> <td>2</td> <td>5150.00</td> <td>67.34</td> <td>74.00</td> <td>-6.66</td> <td>61.47</td> <td>5.87</td> <td>Peak</td> <td>208</td> <td>0</td> </tr> <tr> <td>3</td> <td>10380.00</td> <td>57.49</td> <td>68.20</td> <td>-10.71</td> <td>42.24</td> <td>15.25</td> <td>Peak</td> <td>155</td> <td>222</td> </tr> <tr> <td>4</td> <td>15570.00</td> <td>45.60</td> <td>54.00</td> <td>-8.40</td> <td>29.56</td> <td>16.04</td> <td>Average</td> <td>182</td> <td>138</td> </tr> <tr> <td>5</td> <td>15570.00</td> <td>57.37</td> <td>74.00</td> <td>-16.63</td> <td>41.33</td> <td>16.04</td> <td>Peak</td> <td>182</td> <td>138</td> </tr> </tbody> </table> | Freq. | Emission level | Limit | Margin | SA reading | Factor | Remark | ANT High | Turn Table | MHz | dBuV/m | dBuV/m | dB | dBuV | dB | | cm | deg | 1 | 5150.00 | 51.95 | 54.00 | -2.05 | 46.08 | 5.87 | Average | 208 | 0 | 2 | 5150.00 | 67.34 | 74.00 | -6.66 | 61.47 | 5.87 | Peak | 208 | 0 | 3 | 10380.00 | 57.49 | 68.20 | -10.71 | 42.24 | 15.25 | Peak | 155 | 222 | 4 | 15570.00 | 45.60 | 54.00 | -8.40 | 29.56 | 16.04 | Average | 182 | 138 | 5 | 15570.00 | 57.37 | 74.00 | -16.63 | 41.33 | 16.04 | Peak | 182 | 138 |
| Freq. | Emission level | Limit | Margin | SA reading | Factor | Remark | ANT High | Turn Table | | | | | | | | | | | | | | | | | | | | | | | | | | | | | | | | | | | | | | | | | | | | | | | | | | | | | | | | | | | | | |
| MHz | dBuV/m | dBuV/m | dB | dBuV | dB | | cm | deg | | | | | | | | | | | | | | | | | | | | | | | | | | | | | | | | | | | | | | | | | | | | | | | | | | | | | | | | | | | | | |
| 1 | 5150.00 | 51.95 | 54.00 | -2.05 | 46.08 | 5.87 | Average | 208 | 0 | | | | | | | | | | | | | | | | | | | | | | | | | | | | | | | | | | | | | | | | | | | | | | | | | | | | | | | | | | | | |
| 2 | 5150.00 | 67.34 | 74.00 | -6.66 | 61.47 | 5.87 | Peak | 208 | 0 | | | | | | | | | | | | | | | | | | | | | | | | | | | | | | | | | | | | | | | | | | | | | | | | | | | | | | | | | | | | |
| 3 | 10380.00 | 57.49 | 68.20 | -10.71 | 42.24 | 15.25 | Peak | 155 | 222 | | | | | | | | | | | | | | | | | | | | | | | | | | | | | | | | | | | | | | | | | | | | | | | | | | | | | | | | | | | | |
| 4 | 15570.00 | 45.60 | 54.00 | -8.40 | 29.56 | 16.04 | Average | 182 | 138 | | | | | | | | | | | | | | | | | | | | | | | | | | | | | | | | | | | | | | | | | | | | | | | | | | | | | | | | | | | | |
| 5 | 15570.00 | 57.37 | 74.00 | -16.63 | 41.33 | 16.04 | Peak | 182 | 138 | | | | | | | | | | | | | | | | | | | | | | | | | | | | | | | | | | | | | | | | | | | | | | | | | | | | | | | | | | | | |
| <p>Note 1: Emission Level (dBuV/m) = SA Reading (dBuV/m) + Factor* (dB) *Factor includes antenna factor , cable loss and amplifier gain Note 2: Margin (dB) = Emission level (dBuV/m) – Limit (dBuV/m).</p> | | | | | | | | | | | | | | | | | | | | | | | | | | | | | | | | | | | | | | | | | | | | | | | | | | | | | | | | | | | | | | | | | | | | | |

| | | | |
|---------------------|----------|-------------------------|------|
| Modulation | VHT40 | Test Freq. (MHz) | 5190 |
| Polarization | Vertical | | |



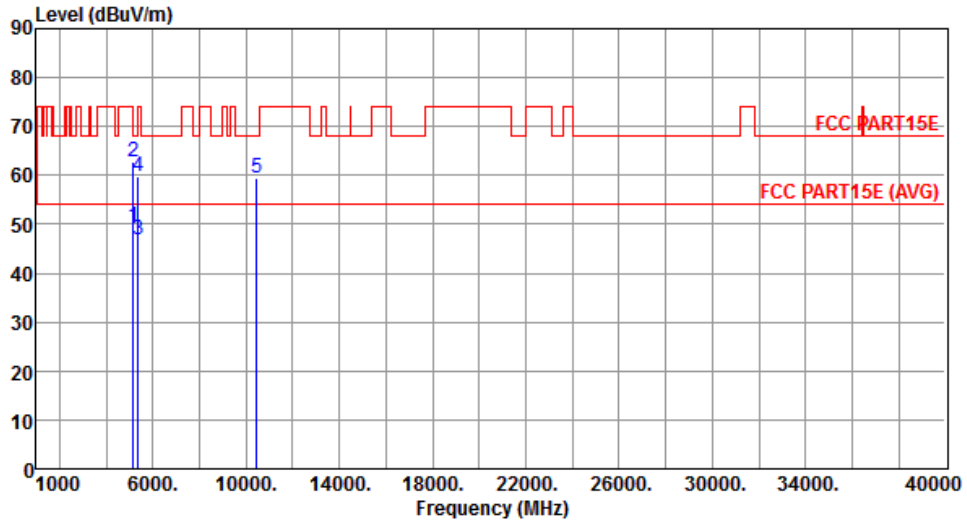
| | Freq. MHz | Emission level dBuV/m | Limit dBuV/m | Margin dB | SA reading dBuV | Factor dB | Remark | ANT High cm | Turn Table deg |
|---|--------------|-----------------------------|-----------------|--------------|-----------------------|--------------|---------|-------------------|----------------------|
| 1 | 5150.00 | 52.97 | 54.00 | -1.03 | 47.10 | 5.87 | Average | 331 | 262 |
| 2 | 5150.00 | 69.62 | 74.00 | -4.38 | 63.75 | 5.87 | Peak | 331 | 262 |
| 3 | 10380.00 | 58.60 | 68.20 | -9.60 | 43.35 | 15.25 | Peak | 156 | 172 |
| 4 | 15570.00 | 45.57 | 54.00 | -8.43 | 29.53 | 16.04 | Average | 166 | 196 |
| 5 | 15570.00 | 58.25 | 74.00 | -15.75 | 42.21 | 16.04 | Peak | 166 | 196 |

Note 1: Emission Level (dBuV/m) = SA Reading (dBuV/m) + Factor* (dB)

*Factor includes antenna factor , cable loss and amplifier gain

Note 2: Margin (dB) = Emission level (dBuV/m) – Limit (dBuV/m).

| | | | |
|---------------------|------------|-------------------------|------|
| Modulation | VHT40 | Test Freq. (MHz) | 5230 |
| Polarization | Horizontal | | |



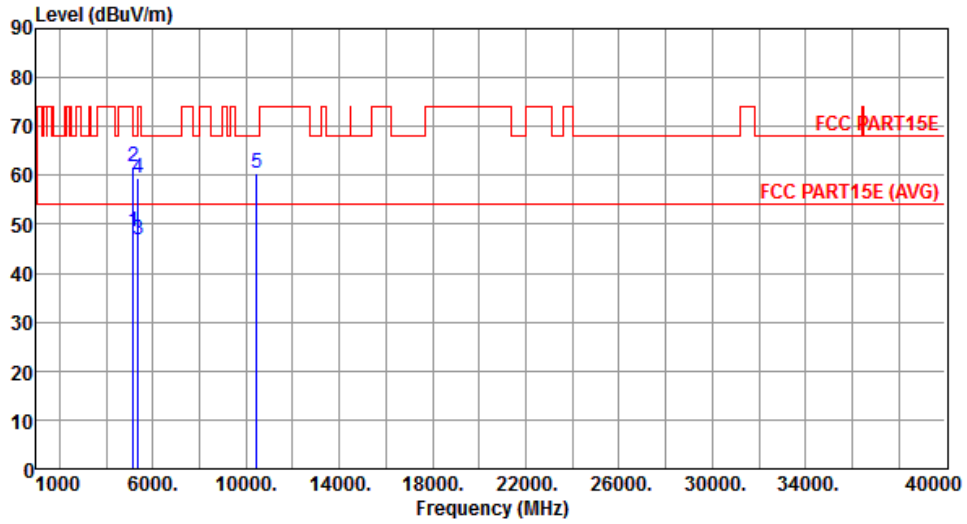
| | Freq. MHz | Emission level dBuV/m | Limit dBuV/m | Margin dB | SA reading dBuV | Factor dB | Remark | ANT High cm | Turn Table deg |
|---|--------------|-----------------------------|-----------------|--------------|-----------------------|--------------|---------|-------------------|----------------------|
| 1 | 5150.00 | 49.45 | 54.00 | -4.55 | 43.58 | 5.87 | Average | 208 | 3 |
| 2 | 5150.00 | 62.65 | 74.00 | -11.35 | 56.78 | 5.87 | Peak | 208 | 3 |
| 3 | 5350.00 | 46.75 | 54.00 | -7.25 | 40.54 | 6.21 | Average | 208 | 3 |
| 4 | 5350.00 | 59.77 | 74.00 | -14.23 | 53.56 | 6.21 | Peak | 208 | 3 |
| 5 | 10460.00 | 59.59 | 68.20 | -8.61 | 44.25 | 15.34 | Peak | 166 | 168 |

Note 1: Emission Level (dBuV/m) = SA Reading (dBuV/m) + Factor* (dB)

*Factor includes antenna factor , cable loss and amplifier gain

Note 2: Margin (dB) = Emission level (dBuV/m) – Limit (dBuV/m).

| | | | |
|---------------------|----------|-------------------------|------|
| Modulation | VHT40 | Test Freq. (MHz) | 5230 |
| Polarization | Vertical | | |



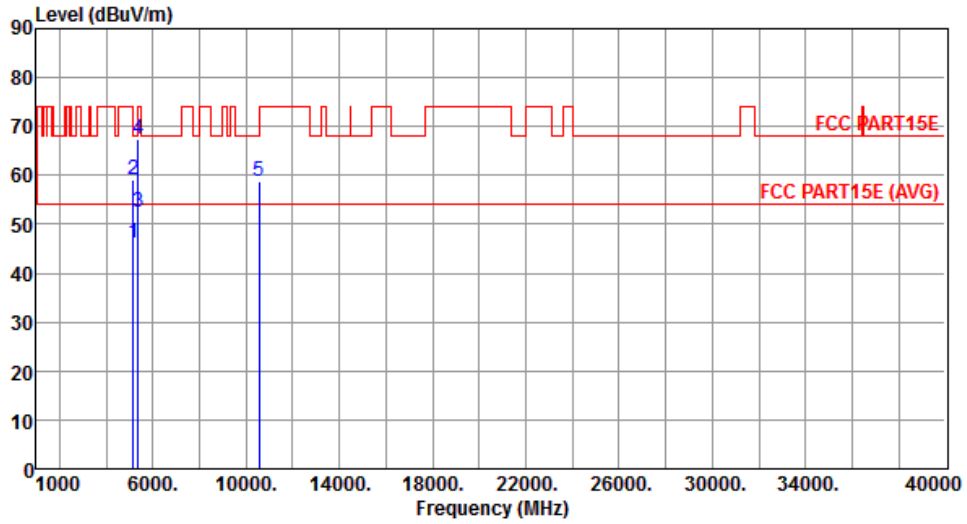
| | Freq. MHz | Emission level dBuV/m | Limit dBuV/m | Margin dB | SA reading dBuV | Factor dB | Remark | ANT High cm | Turn Table deg |
|---|--------------|-----------------------------|-----------------|--------------|-----------------------|--------------|---------|-------------------|----------------------|
| 1 | 5150.00 | 48.42 | 54.00 | -5.58 | 42.55 | 5.87 | Average | 331 | 264 |
| 2 | 5150.00 | 61.73 | 74.00 | -12.27 | 55.86 | 5.87 | Peak | 331 | 264 |
| 3 | 5350.00 | 46.89 | 54.00 | -7.11 | 40.68 | 6.21 | Average | 331 | 264 |
| 4 | 5350.00 | 59.50 | 74.00 | -14.50 | 53.29 | 6.21 | Peak | 331 | 264 |
| 5 | 10460.00 | 60.46 | 68.20 | -7.74 | 45.12 | 15.34 | Peak | 188 | 175 |

Note 1: Emission Level (dBuV/m) = SA Reading (dBuV/m) + Factor* (dB)

*Factor includes antenna factor , cable loss and amplifier gain

Note 2: Margin (dB) = Emission level (dBuV/m) – Limit (dBuV/m).

| | | | |
|---------------------|------------|-------------------------|------|
| Modulation | VHT40 | Test Freq. (MHz) | 5270 |
| Polarization | Horizontal | | |



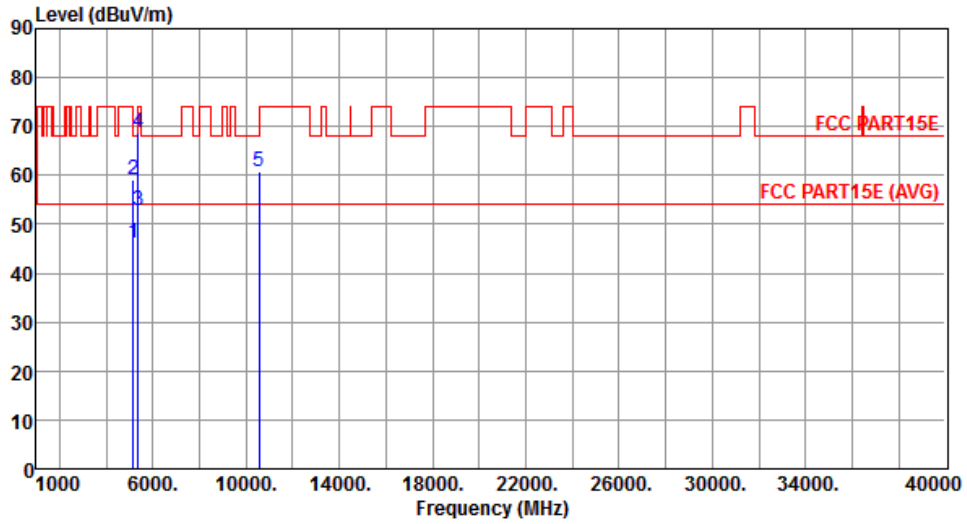
| | Freq. MHz | Emission level dBuV/m | Limit dBuV/m | Margin dB | SA reading dBuV | Factor dB | Remark | ANT High cm | Turn Table deg |
|---|--------------|-----------------------------|-----------------|--------------|-----------------------|--------------|---------|-------------------|----------------------|
| 1 | 5150.00 | 46.07 | 54.00 | -7.93 | 40.20 | 5.87 | Average | 199 | 307 |
| 2 | 5150.00 | 58.95 | 74.00 | -15.05 | 53.08 | 5.87 | Peak | 199 | 307 |
| 3 | 5350.00 | 52.58 | 54.00 | -1.42 | 46.37 | 6.21 | Average | 199 | 307 |
| 4 | 5350.00 | 67.47 | 74.00 | -6.53 | 61.26 | 6.21 | Peak | 199 | 307 |
| 5 | 10540.00 | 58.77 | 68.20 | -9.43 | 43.35 | 15.42 | Peak | 188 | 222 |

Note 1: Emission Level (dBuV/m) = SA Reading (dBuV/m) + Factor* (dB)

*Factor includes antenna factor , cable loss and amplifier gain

Note 2: Margin (dB) = Emission level (dBuV/m) – Limit (dBuV/m).

| | | | |
|---------------------|----------|-------------------------|------|
| Modulation | VHT40 | Test Freq. (MHz) | 5270 |
| Polarization | Vertical | | |



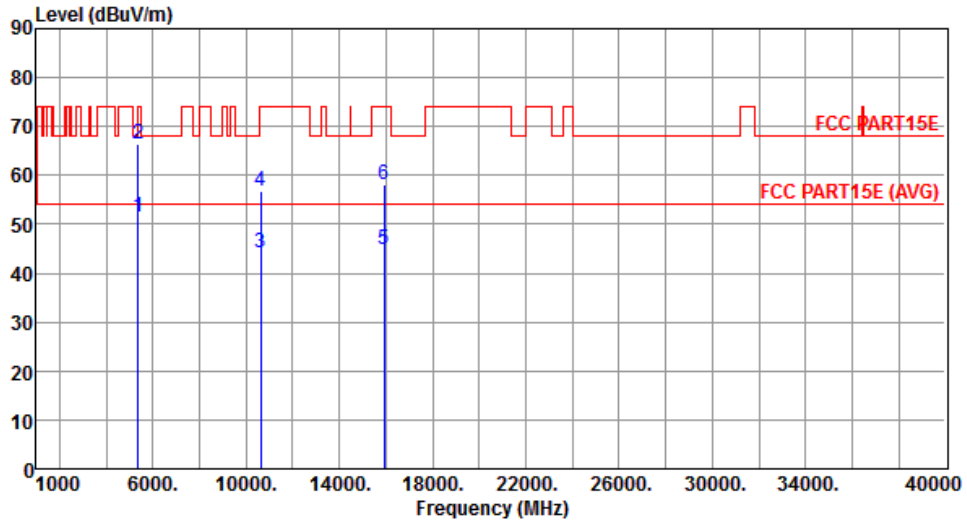
| | Freq. MHz | Emission level dBuV/m | Limit dBuV/m | Margin dB | SA reading dBuV | Factor dB | Remark | ANT High cm | Turn Table deg |
|---|--------------|-----------------------------|-----------------|--------------|-----------------------|--------------|---------|-------------------|----------------------|
| 1 | 5150.00 | 46.11 | 54.00 | -7.89 | 40.24 | 5.87 | Average | 319 | 262 |
| 2 | 5150.00 | 59.12 | 74.00 | -14.88 | 53.25 | 5.87 | Peak | 319 | 262 |
| 3 | 5350.00 | 52.70 | 54.00 | -1.30 | 46.49 | 6.21 | Average | 319 | 262 |
| 4 | 5350.00 | 68.75 | 74.00 | -5.25 | 62.54 | 6.21 | Peak | 319 | 262 |
| 5 | 10540.00 | 60.63 | 68.20 | -7.57 | 45.21 | 15.42 | Peak | 188 | 175 |

Note 1: Emission Level (dBuV/m) = SA Reading (dBuV/m) + Factor* (dB)

*Factor includes antenna factor , cable loss and amplifier gain

Note 2: Margin (dB) = Emission level (dBuV/m) – Limit (dBuV/m).

| | | | |
|---------------------|------------|-------------------------|------|
| Modulation | VHT40 | Test Freq. (MHz) | 5310 |
| Polarization | Horizontal | | |



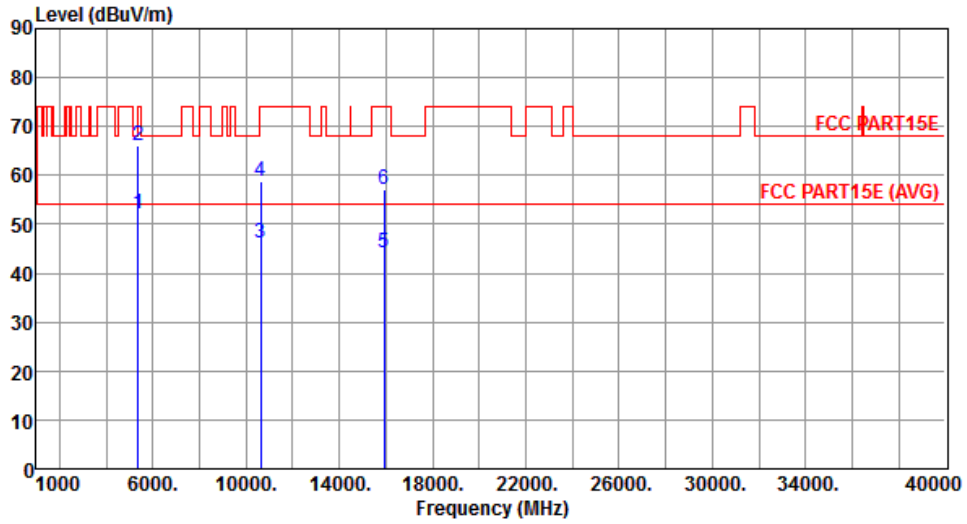
| | Freq. MHz | Emission level dBuV/m | Limit dBuV/m | Margin dB | SA reading dBuV | Factor dB | Remark | ANT High cm | Turn Table deg |
|---|--------------|-----------------------------|-----------------|--------------|-----------------------|--------------|---------|-------------------|----------------------|
| 1 | 5350.00 | 51.59 | 54.00 | -2.41 | 45.38 | 6.21 | Average | 165 | 312 |
| 2 | 5350.00 | 66.29 | 74.00 | -7.71 | 60.08 | 6.21 | Peak | 165 | 312 |
| 3 | 10620.00 | 44.00 | 54.00 | -10.00 | 28.52 | 15.48 | Average | 155 | 116 |
| 4 | 10620.00 | 56.80 | 74.00 | -17.20 | 41.32 | 15.48 | Peak | 155 | 116 |
| 5 | 15930.00 | 44.71 | 54.00 | -9.29 | 29.11 | 15.60 | Average | 153 | 142 |
| 6 | 15930.00 | 58.01 | 74.00 | -15.99 | 42.41 | 15.60 | Peak | 153 | 142 |

Note 1: Emission Level (dBuV/m) = SA Reading (dBuV/m) + Factor* (dB)

*Factor includes antenna factor , cable loss and amplifier gain

Note 2: Margin (dB) = Emission level (dBuV/m) – Limit (dBuV/m).

| | | | |
|---------------------|----------|-------------------------|------|
| Modulation | VHT40 | Test Freq. (MHz) | 5310 |
| Polarization | Vertical | | |



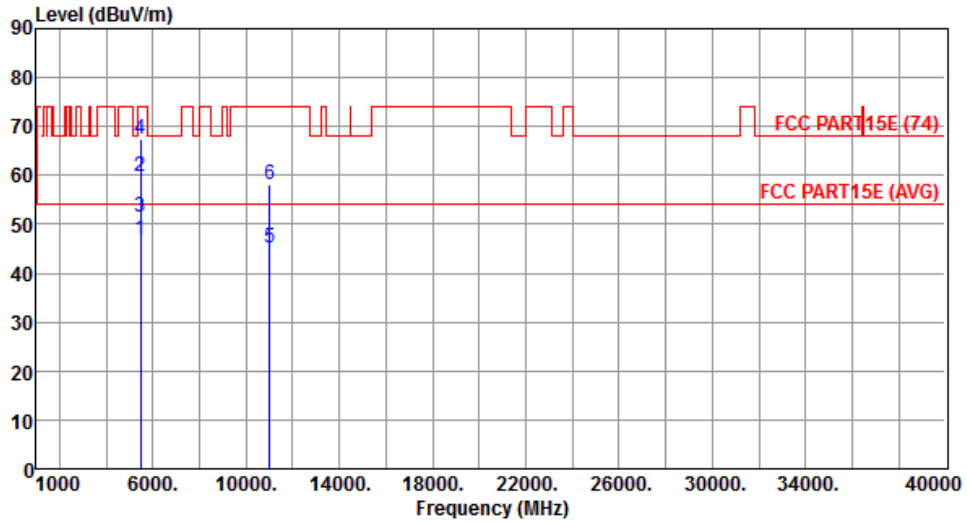
| | Freq. MHz | Emission level dBuV/m | Limit dBuV/m | Margin dB | SA reading dBuV | Factor dB | Remark | ANT High cm | Turn Table deg |
|---|--------------|-----------------------------|-----------------|--------------|-----------------------|--------------|---------|-------------------|----------------------|
| 1 | 5350.00 | 51.98 | 54.00 | -2.02 | 45.77 | 6.21 | Average | 323 | 260 |
| 2 | 5350.00 | 66.08 | 74.00 | -7.92 | 59.87 | 6.21 | Peak | 323 | 260 |
| 3 | 10620.00 | 46.00 | 54.00 | -8.00 | 30.52 | 15.48 | Average | 153 | 148 |
| 4 | 10620.00 | 58.63 | 74.00 | -15.37 | 43.15 | 15.48 | Peak | 153 | 148 |
| 5 | 15930.00 | 44.13 | 54.00 | -9.87 | 28.53 | 15.60 | Average | 122 | 153 |
| 6 | 15930.00 | 57.15 | 74.00 | -16.85 | 41.55 | 15.60 | Peak | 122 | 153 |

Note 1: Emission Level (dBuV/m) = SA Reading (dBuV/m) + Factor* (dB)

*Factor includes antenna factor , cable loss and amplifier gain

Note 2: Margin (dB) = Emission level (dBuV/m) – Limit (dBuV/m).

| | | | |
|---------------------|------------|-------------------------|------|
| Modulation | VHT40 | Test Freq. (MHz) | 5510 |
| Polarization | Horizontal | | |



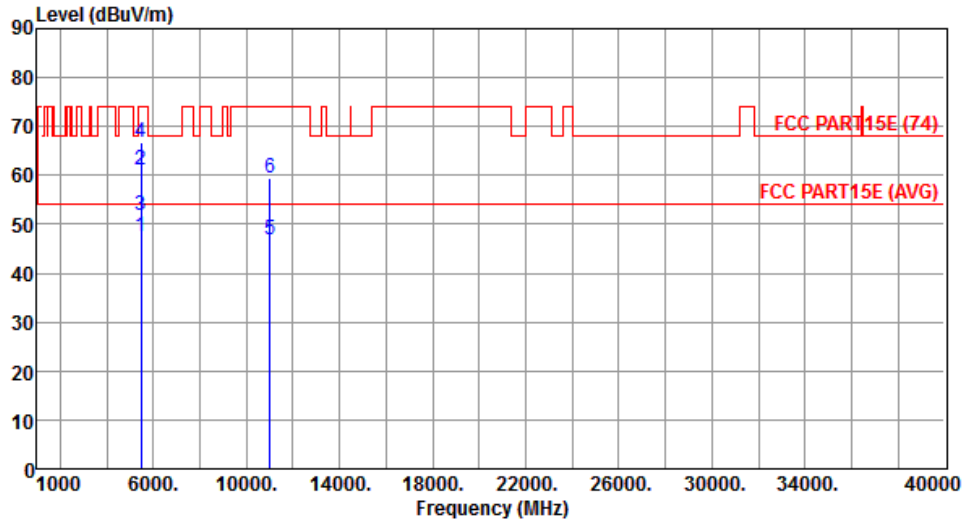
| | Freq. MHz | Emission level dBuV/m | Limit dBuV/m | Margin dB | SA reading dBuV | Factor dB | Remark | ANT High cm | Turn Table deg |
|---|--------------|-----------------------------|-----------------|--------------|-----------------------|--------------|---------|-------------------|----------------------|
| 1 | 5460.00 | 46.98 | 54.00 | -7.02 | 40.62 | 6.36 | Average | 155 | 301 |
| 2 | 5460.00 | 59.80 | 74.00 | -14.20 | 53.44 | 6.36 | Peak | 155 | 301 |
| 3 | 5470.00 | 51.54 | 54.00 | -2.46 | 45.17 | 6.37 | Average | 155 | 301 |
| 4 | 5470.00 | 67.34 | 74.00 | -6.66 | 60.97 | 6.37 | Peak | 155 | 301 |
| 5 | 11020.00 | 45.28 | 54.00 | -8.72 | 29.53 | 15.75 | Average | 164 | 218 |
| 6 | 11020.00 | 58.06 | 74.00 | -15.94 | 42.31 | 15.75 | Peak | 164 | 218 |

Note 1: Emission Level (dBuV/m) = SA Reading (dBuV/m) + Factor* (dB)

*Factor includes antenna factor , cable loss and amplifier gain

Note 2: Margin (dB) = Emission level (dBuV/m) – Limit (dBuV/m).

| | | | |
|---------------------|----------|-------------------------|------|
| Modulation | VHT40 | Test Freq. (MHz) | 5510 |
| Polarization | Vertical | | |



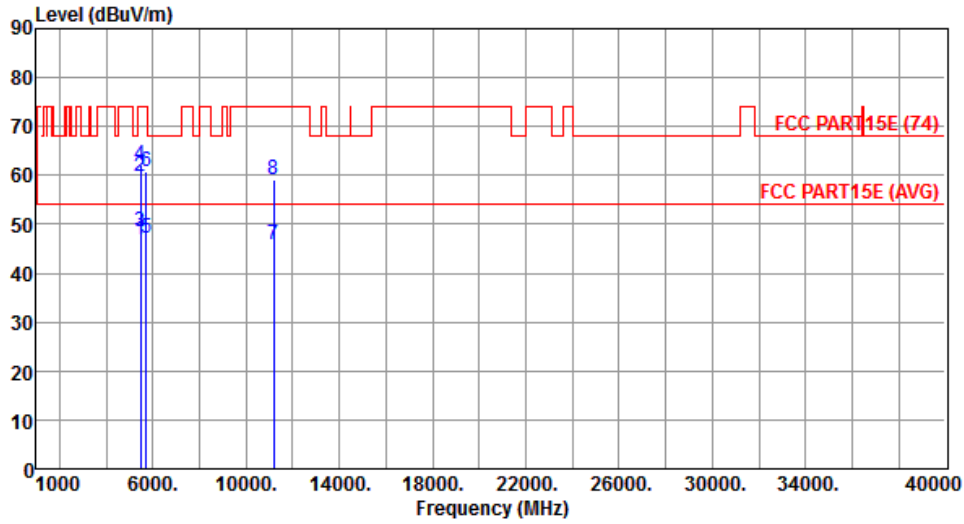
| | Freq. MHz | Emission level dBuV/m | Limit dBuV/m | Margin dB | SA reading dBuV | Factor dB | Remark | ANT High cm | Turn Table deg |
|---|--------------|-----------------------------|-----------------|--------------|-----------------------|--------------|---------|-------------------|----------------------|
| 1 | 5460.00 | 47.34 | 54.00 | -6.66 | 40.98 | 6.36 | Average | 324 | 253 |
| 2 | 5460.00 | 61.14 | 74.00 | -12.86 | 54.78 | 6.36 | Peak | 324 | 253 |
| 3 | 5470.00 | 51.79 | 54.00 | -2.21 | 45.42 | 6.37 | Average | 324 | 253 |
| 4 | 5470.00 | 66.63 | 74.00 | -7.37 | 60.26 | 6.37 | Peak | 324 | 253 |
| 5 | 11020.00 | 46.98 | 54.00 | -7.02 | 31.23 | 15.75 | Average | 168 | 147 |
| 6 | 11020.00 | 59.36 | 74.00 | -14.64 | 43.61 | 15.75 | Peak | 168 | 147 |

Note 1: Emission Level (dBuV/m) = SA Reading (dBuV/m) + Factor* (dB)

*Factor includes antenna factor , cable loss and amplifier gain

Note 2: Margin (dB) = Emission level (dBuV/m) – Limit (dBuV/m).

| | | | |
|---------------------|------------|-------------------------|------|
| Modulation | VHT40 | Test Freq. (MHz) | 5590 |
| Polarization | Horizontal | | |



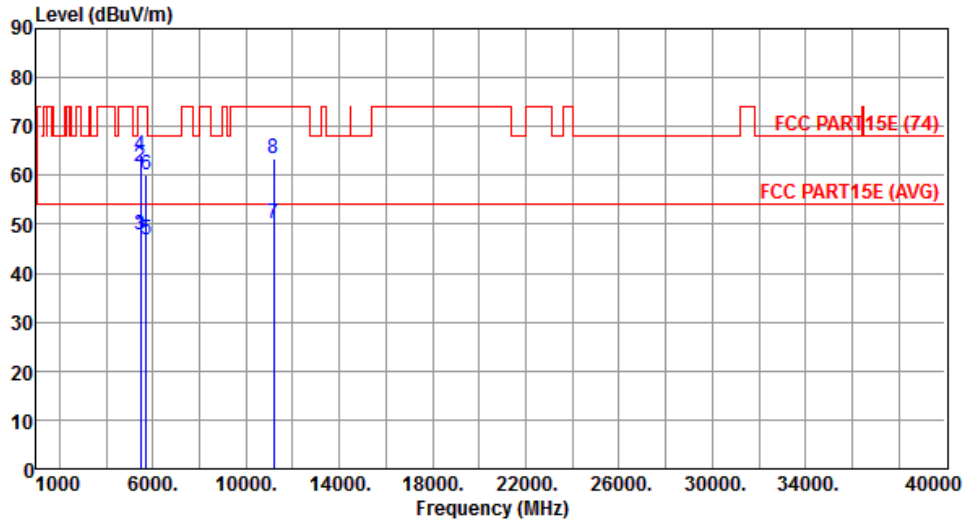
| | Freq. MHz | Emission level dBUV/m | Limit dBUV/m | Margin dB | SA reading dBUV | Factor dB | Remark | ANT High cm | Turn Table deg |
|---|--------------|-----------------------------|-----------------|--------------|-----------------------|--------------|---------|-------------------|----------------------|
| 1 | 5460.00 | 46.97 | 54.00 | -7.03 | 40.61 | 6.36 | Average | 203 | 306 |
| 2 | 5460.00 | 59.91 | 74.00 | -14.09 | 53.55 | 6.36 | Peak | 203 | 306 |
| 3 | 5470.00 | 48.61 | 54.00 | -5.39 | 42.24 | 6.37 | Average | 203 | 306 |
| 4 | 5470.00 | 62.05 | 74.00 | -11.95 | 55.68 | 6.37 | Peak | 203 | 306 |
| 5 | 5725.00 | 47.22 | 54.00 | -6.78 | 40.39 | 6.83 | Average | 203 | 306 |
| 6 | 5725.00 | 60.86 | 74.00 | -13.14 | 54.03 | 6.83 | Peak | 203 | 306 |
| 7 | 11180.00 | 45.96 | 54.00 | -8.04 | 30.12 | 15.84 | Average | 182 | 216 |
| 8 | 11180.00 | 59.15 | 74.00 | -14.85 | 43.31 | 15.84 | Peak | 182 | 216 |

Note 1: Emission Level (dBUV/m) = SA Reading (dBUV/m) + Factor* (dB)

*Factor includes antenna factor , cable loss and amplifier gain

Note 2: Margin (dB) = Emission level (dBUV/m) – Limit (dBUV/m).

| | | | |
|---------------------|----------|-------------------------|------|
| Modulation | VHT40 | Test Freq. (MHz) | 5590 |
| Polarization | Vertical | | |



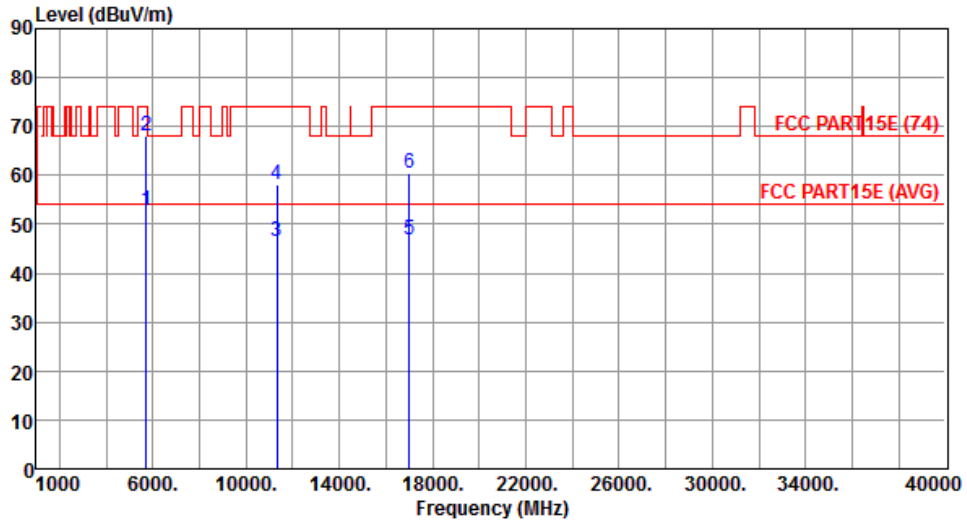
| | Freq. MHz | Emission level dBuV/m | Limit dBuV/m | Margin dB | SA reading dBuV | Factor dB | Remark | ANT High cm | Turn Table deg |
|---|--------------|-----------------------------|-----------------|--------------|-----------------------|--------------|---------|-------------------|----------------------|
| 1 | 5460.00 | 47.98 | 54.00 | -6.02 | 41.62 | 6.36 | Average | 335 | 247 |
| 2 | 5460.00 | 61.67 | 74.00 | -12.33 | 55.31 | 6.36 | Peak | 335 | 247 |
| 3 | 5470.00 | 47.68 | 54.00 | -6.32 | 41.31 | 6.37 | Average | 335 | 247 |
| 4 | 5470.00 | 63.99 | 74.00 | -10.01 | 57.62 | 6.37 | Peak | 335 | 247 |
| 5 | 5725.00 | 46.96 | 54.00 | -7.04 | 40.13 | 6.83 | Average | 335 | 247 |
| 6 | 5725.00 | 60.12 | 74.00 | -13.88 | 53.29 | 6.83 | Peak | 335 | 247 |
| 7 | 11180.00 | 50.17 | 54.00 | -3.83 | 34.33 | 15.84 | Average | 188 | 173 |
| 8 | 11180.00 | 63.29 | 74.00 | -10.71 | 47.45 | 15.84 | Peak | 188 | 173 |

Note 1: Emission Level (dBuV/m) = SA Reading (dBuV/m) + Factor* (dB)

*Factor includes antenna factor , cable loss and amplifier gain

Note 2: Margin (dB) = Emission level (dBuV/m) – Limit (dBuV/m).

| | | | |
|---------------------|------------|-------------------------|------|
| Modulation | VHT40 | Test Freq. (MHz) | 5670 |
| Polarization | Horizontal | | |



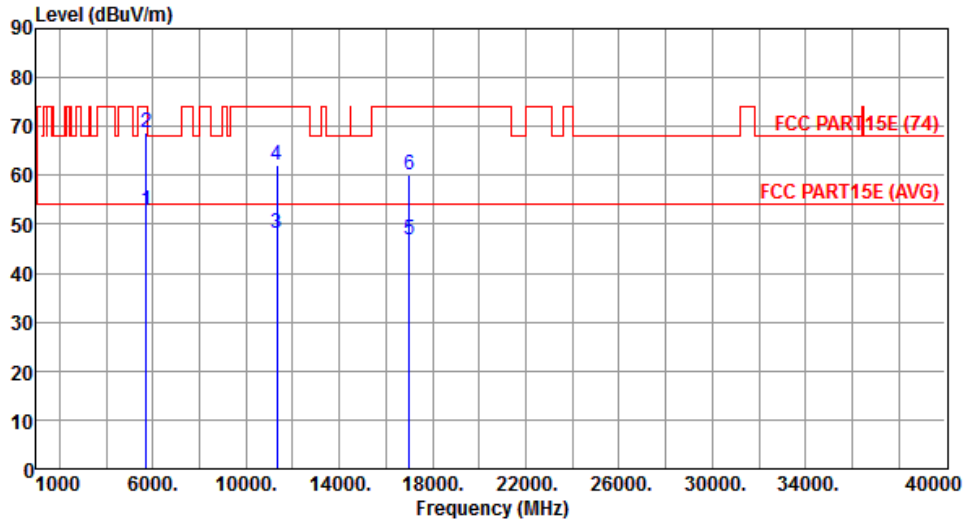
| | Freq. MHz | Emission level dBuV/m | Limit dBuV/m | Margin dB | SA reading dBuV | Factor dB | Remark | ANT High cm | Turn Table deg |
|---|--------------|-----------------------------|-----------------|--------------|-----------------------|--------------|---------|-------------------|----------------------|
| 1 | 5725.00 | 52.71 | 54.00 | -1.29 | 45.88 | 6.83 | Average | 196 | 311 |
| 2 | 5725.00 | 68.17 | 74.00 | -5.83 | 61.34 | 6.83 | Peak | 196 | 311 |
| 3 | 11340.00 | 46.46 | 54.00 | -7.54 | 30.53 | 15.93 | Average | 188 | 163 |
| 4 | 11340.00 | 58.21 | 74.00 | -15.79 | 42.28 | 15.93 | Peak | 188 | 163 |
| 5 | 17010.00 | 46.76 | 54.00 | -7.24 | 29.11 | 17.65 | Average | 173 | 143 |
| 6 | 17010.00 | 60.53 | 74.00 | -13.47 | 42.88 | 17.65 | Peak | 173 | 143 |

Note 1: Emission Level (dBuV/m) = SA Reading (dBuV/m) + Factor* (dB)

*Factor includes antenna factor , cable loss and amplifier gain

Note 2: Margin (dB) = Emission level (dBuV/m) – Limit (dBuV/m).

| | | | |
|---------------------|----------|-------------------------|------|
| Modulation | VHT40 | Test Freq. (MHz) | 5670 |
| Polarization | Vertical | | |



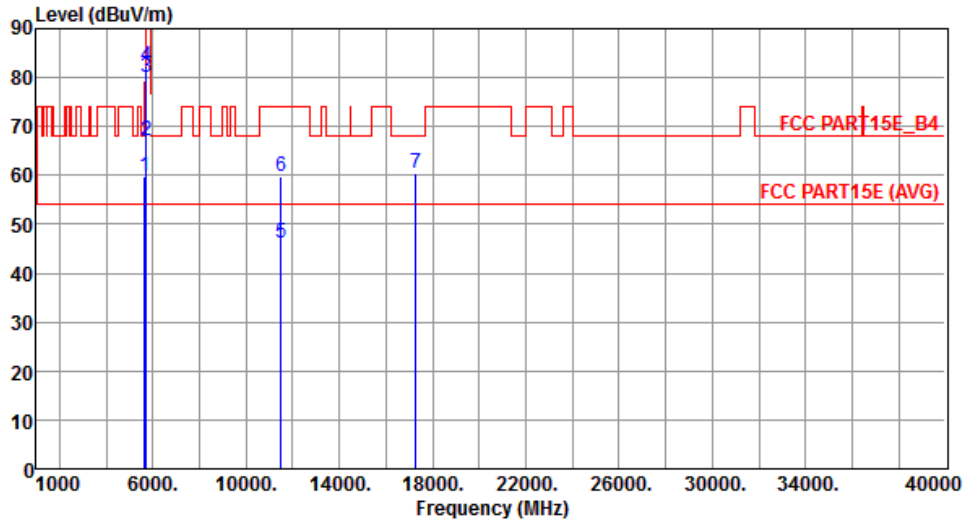
| | Freq. MHz | Emission level dBuV/m | Limit dBuV/m | Margin dB | SA reading dBuV | Factor dB | Remark | ANT High cm | Turn Table deg |
|---|--------------|-----------------------------|-----------------|--------------|-----------------------|--------------|---------|-------------------|----------------------|
| 1 | 5725.00 | 52.96 | 54.00 | -1.04 | 46.13 | 6.83 | Average | 311 | 258 |
| 2 | 5725.00 | 68.87 | 74.00 | -5.13 | 62.04 | 6.83 | Peak | 311 | 258 |
| 3 | 11340.00 | 48.28 | 54.00 | -5.72 | 32.35 | 15.93 | Average | 175 | 175 |
| 4 | 11340.00 | 62.24 | 74.00 | -11.76 | 46.31 | 15.93 | Peak | 175 | 175 |
| 5 | 17010.00 | 46.70 | 54.00 | -7.30 | 29.05 | 17.65 | Average | 212 | 245 |
| 6 | 17010.00 | 60.08 | 74.00 | -13.92 | 42.43 | 17.65 | Peak | 212 | 245 |

Note 1: Emission Level (dBuV/m) = SA Reading (dBuV/m) + Factor* (dB)

*Factor includes antenna factor , cable loss and amplifier gain

Note 2: Margin (dB) = Emission level (dBuV/m) – Limit (dBuV/m).

| | | | |
|---------------------|------------|-------------------------|------|
| Modulation | VHT40 | Test Freq. (MHz) | 5755 |
| Polarization | Horizontal | | |



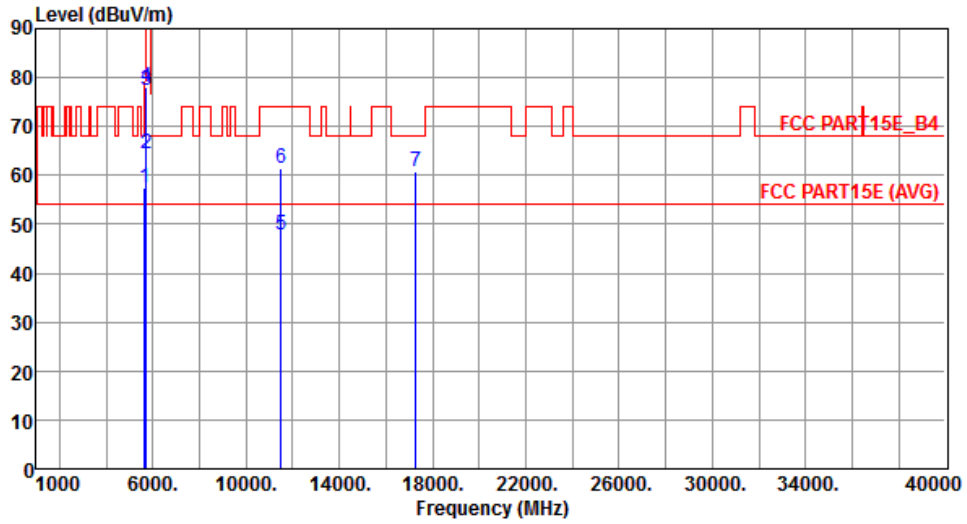
| | Freq. MHz | Emission level dBuV/m | Limit dBuV/m | Margin dB | SA reading dBuV | Factor dB | Remark | ANT High cm | Turn Table deg |
|---|--------------|-----------------------------|-----------------|--------------|-----------------------|--------------|---------|-------------------|----------------------|
| 1 | 5650.00 | 59.86 | 68.20 | -8.34 | 53.23 | 6.63 | Peak | 161 | 299 |
| 2 | 5700.00 | 67.01 | 105.20 | -38.19 | 60.24 | 6.77 | Peak | 161 | 299 |
| 3 | 5720.00 | 80.11 | 110.80 | -30.69 | 73.29 | 6.82 | Peak | 161 | 299 |
| 4 | 5725.00 | 82.31 | 122.20 | -39.89 | 75.48 | 6.83 | Peak | 161 | 299 |
| 5 | 11510.00 | 46.02 | 54.00 | -7.98 | 30.02 | 16.00 | Average | 168 | 253 |
| 6 | 11510.00 | 59.92 | 74.00 | -14.08 | 43.92 | 16.00 | Peak | 168 | 253 |
| 7 | 17265.00 | 60.44 | 68.20 | -7.76 | 41.93 | 18.51 | Peak | 165 | 251 |

Note 1: Emission Level (dBuV/m) = SA Reading (dBuV/m) + Factor* (dB)

*Factor includes antenna factor , cable loss and amplifier gain

Note 2: Margin (dB) = Emission level (dBuV/m) – Limit (dBuV/m).

| | | | |
|---------------------|----------|-------------------------|------|
| Modulation | VHT40 | Test Freq. (MHz) | 5755 |
| Polarization | Vertical | | |



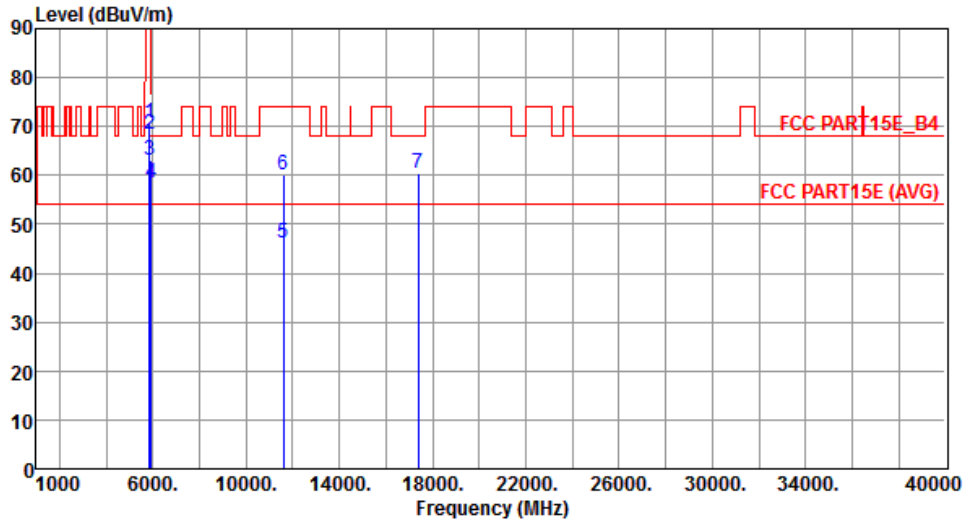
| | Freq. MHz | Emission level dBuV/m | Limit dBuV/m | Margin dB | SA reading dBuV | Factor dB | Remark | ANT High cm | Turn Table deg |
|---|--------------|-----------------------------|-----------------|--------------|-----------------------|--------------|---------|-------------------|----------------------|
| 1 | 5650.00 | 57.45 | 68.20 | -10.75 | 50.82 | 6.63 | Peak | 262 | 258 |
| 2 | 5700.00 | 64.45 | 105.20 | -40.75 | 57.68 | 6.77 | Peak | 262 | 258 |
| 3 | 5720.00 | 77.31 | 110.80 | -33.49 | 70.49 | 6.82 | Peak | 262 | 258 |
| 4 | 5725.00 | 77.93 | 122.20 | -44.27 | 71.10 | 6.83 | Peak | 262 | 258 |
| 5 | 11510.00 | 47.86 | 54.00 | -6.14 | 31.86 | 16.00 | Average | 176 | 178 |
| 6 | 11510.00 | 61.54 | 74.00 | -12.46 | 45.54 | 16.00 | Peak | 176 | 178 |
| 7 | 17265.00 | 60.72 | 68.20 | -7.48 | 42.21 | 18.51 | Peak | 175 | 192 |

Note 1: Emission Level (dBuV/m) = SA Reading (dBuV/m) + Factor* (dB)

*Factor includes antenna factor , cable loss and amplifier gain

Note 2: Margin (dB) = Emission level (dBuV/m) – Limit (dBuV/m).

| | | | |
|---------------------|------------|-------------------------|------|
| Modulation | VHT40 | Test Freq. (MHz) | 5795 |
| Polarization | Horizontal | | |



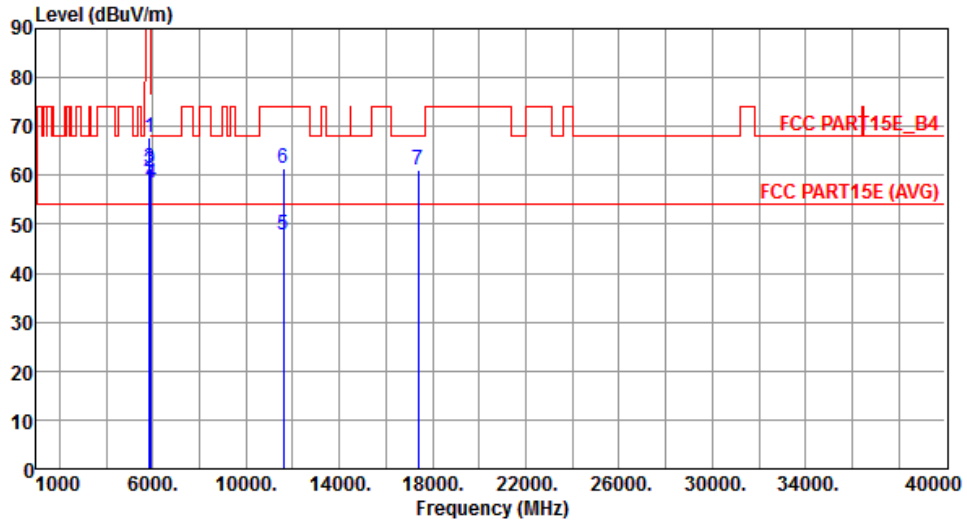
| | Freq. MHz | Emission level dBuV/m | Limit dBuV/m | Margin dB | SA reading dBuV | Factor dB | Remark | ANT High cm | Turn Table deg |
|---|--------------|-----------------------------|-----------------|--------------|-----------------------|--------------|---------|-------------------|----------------------|
| 1 | 5850.00 | 70.77 | 122.20 | -51.43 | 63.61 | 7.16 | Peak | 163 | 248 |
| 2 | 5855.00 | 68.53 | 110.80 | -42.27 | 61.35 | 7.18 | Peak | 163 | 248 |
| 3 | 5875.00 | 63.18 | 105.20 | -42.02 | 55.95 | 7.23 | Peak | 163 | 248 |
| 4 | 5925.00 | 58.50 | 68.20 | -9.70 | 51.16 | 7.34 | Peak | 165 | 291 |
| 5 | 11590.00 | 46.31 | 54.00 | -7.69 | 30.46 | 15.85 | Average | 175 | 252 |
| 6 | 11590.00 | 60.25 | 74.00 | -13.75 | 44.40 | 15.85 | Peak | 175 | 252 |
| 7 | 17385.00 | 60.36 | 68.20 | -7.84 | 41.43 | 18.93 | Peak | 163 | 248 |

Note 1: Emission Level (dBuV/m) = SA Reading (dBuV/m) + Factor* (dB)

*Factor includes antenna factor , cable loss and amplifier gain

Note 2: Margin (dB) = Emission level (dBuV/m) – Limit (dBuV/m).

| | | | |
|---------------------|----------|-------------------------|------|
| Modulation | VHT40 | Test Freq. (MHz) | 5795 |
| Polarization | Vertical | | |



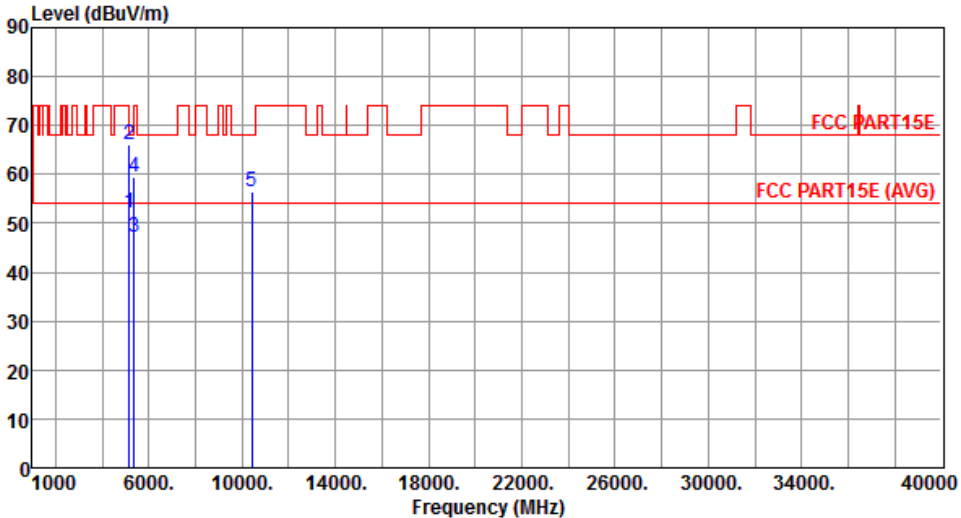
| | Freq. MHz | Emission level dBuV/m | Limit dBuV/m | Margin dB | SA reading dBuV | Factor dB | Remark | ANT High cm | Turn Table deg |
|---|--------------|-----------------------------|-----------------|--------------|-----------------------|--------------|---------|-------------------|----------------------|
| 1 | 5850.00 | 67.60 | 122.20 | -54.60 | 60.44 | 7.16 | Peak | 266 | 257 |
| 2 | 5855.00 | 60.90 | 110.80 | -49.90 | 53.72 | 7.18 | Peak | 266 | 257 |
| 3 | 5875.00 | 61.34 | 105.20 | -43.86 | 54.11 | 7.23 | Peak | 266 | 257 |
| 4 | 5925.00 | 58.36 | 68.20 | -9.84 | 51.02 | 7.34 | Peak | 266 | 257 |
| 5 | 11590.00 | 47.82 | 54.00 | -6.18 | 31.97 | 15.85 | Average | 181 | 163 |
| 6 | 11590.00 | 61.54 | 74.00 | -12.46 | 45.69 | 15.85 | Peak | 181 | 163 |
| 7 | 17385.00 | 61.22 | 68.20 | -6.98 | 42.29 | 18.93 | Peak | 188 | 213 |

Note 1: Emission Level (dBuV/m) = SA Reading (dBuV/m) + Factor* (dB)

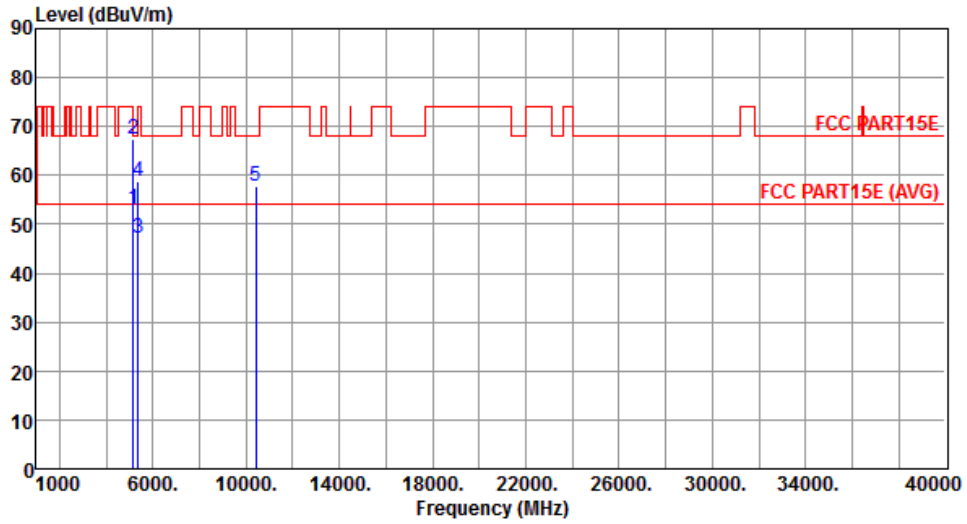
*Factor includes antenna factor , cable loss and amplifier gain

Note 2: Margin (dB) = Emission level (dBuV/m) – Limit (dBuV/m).

3.5.8 Transmitter Radiated Unwanted Emissions (Above 1GHz) for VHT80

| Modulation | VHT80 | Test Freq. (MHz) | 5210 | | | | | | | | | | | | | | | | | | | | | | | | | | | | | | | | | | | | | | | | | | | | | | | | | | | | | | | | | | | | | | | | | | | | | |
|---|--|------------------|----------------|------------|--------|------------|----------|------------|----------|------------|-----|--------|--------|----|------|----|--|----|-----|---|---------|-------|-------|-------|-------|------|---------|-----|---|---|---------|-------|-------|-------|-------|------|------|-----|---|---|---------|-------|-------|-------|-------|------|---------|-----|---|---|---------|-------|-------|--------|-------|------|------|-----|---|---|----------|-------|-------|--------|-------|-------|------|-----|-----|--|--|--|
| Polarization | Horizontal | | | | | | | | | | | | | | | | | | | | | | | | | | | | | | | | | | | | | | | | | | | | | | | | | | | | | | | | | | | | | | | | | | | | | | | |
|  | | | | | | | | | | | | | | | | | | | | | | | | | | | | | | | | | | | | | | | | | | | | | | | | | | | | | | | | | | | | | | | | | | | | | | | | |
| | <table border="1"> <thead> <tr> <th>Freq.</th> <th>Emission level</th> <th>Limit</th> <th>Margin</th> <th>SA reading</th> <th>Factor</th> <th>Remark</th> <th>ANT High</th> <th>Turn Table</th> </tr> <tr> <th>MHz</th> <th>dBuV/m</th> <th>dBuV/m</th> <th>dB</th> <th>dBuV</th> <th>dB</th> <th></th> <th>cm</th> <th>deg</th> </tr> </thead> <tbody> <tr> <td>1</td> <td>5150.00</td> <td>52.12</td> <td>54.00</td> <td>-1.88</td> <td>46.25</td> <td>5.87</td> <td>Average</td> <td>208</td> <td>1</td> </tr> <tr> <td>2</td> <td>5150.00</td> <td>66.12</td> <td>74.00</td> <td>-7.88</td> <td>60.25</td> <td>5.87</td> <td>Peak</td> <td>208</td> <td>1</td> </tr> <tr> <td>3</td> <td>5350.00</td> <td>47.11</td> <td>54.00</td> <td>-6.89</td> <td>40.90</td> <td>6.21</td> <td>Average</td> <td>208</td> <td>1</td> </tr> <tr> <td>4</td> <td>5350.00</td> <td>59.36</td> <td>74.00</td> <td>-14.64</td> <td>53.15</td> <td>6.21</td> <td>Peak</td> <td>208</td> <td>1</td> </tr> <tr> <td>5</td> <td>10420.00</td> <td>56.60</td> <td>68.20</td> <td>-11.60</td> <td>41.30</td> <td>15.30</td> <td>Peak</td> <td>155</td> <td>168</td> </tr> </tbody> </table> | Freq. | Emission level | Limit | Margin | SA reading | Factor | Remark | ANT High | Turn Table | MHz | dBuV/m | dBuV/m | dB | dBuV | dB | | cm | deg | 1 | 5150.00 | 52.12 | 54.00 | -1.88 | 46.25 | 5.87 | Average | 208 | 1 | 2 | 5150.00 | 66.12 | 74.00 | -7.88 | 60.25 | 5.87 | Peak | 208 | 1 | 3 | 5350.00 | 47.11 | 54.00 | -6.89 | 40.90 | 6.21 | Average | 208 | 1 | 4 | 5350.00 | 59.36 | 74.00 | -14.64 | 53.15 | 6.21 | Peak | 208 | 1 | 5 | 10420.00 | 56.60 | 68.20 | -11.60 | 41.30 | 15.30 | Peak | 155 | 168 | | | |
| Freq. | Emission level | Limit | Margin | SA reading | Factor | Remark | ANT High | Turn Table | | | | | | | | | | | | | | | | | | | | | | | | | | | | | | | | | | | | | | | | | | | | | | | | | | | | | | | | | | | | | | | | |
| MHz | dBuV/m | dBuV/m | dB | dBuV | dB | | cm | deg | | | | | | | | | | | | | | | | | | | | | | | | | | | | | | | | | | | | | | | | | | | | | | | | | | | | | | | | | | | | | | | | |
| 1 | 5150.00 | 52.12 | 54.00 | -1.88 | 46.25 | 5.87 | Average | 208 | 1 | | | | | | | | | | | | | | | | | | | | | | | | | | | | | | | | | | | | | | | | | | | | | | | | | | | | | | | | | | | | | | | |
| 2 | 5150.00 | 66.12 | 74.00 | -7.88 | 60.25 | 5.87 | Peak | 208 | 1 | | | | | | | | | | | | | | | | | | | | | | | | | | | | | | | | | | | | | | | | | | | | | | | | | | | | | | | | | | | | | | | |
| 3 | 5350.00 | 47.11 | 54.00 | -6.89 | 40.90 | 6.21 | Average | 208 | 1 | | | | | | | | | | | | | | | | | | | | | | | | | | | | | | | | | | | | | | | | | | | | | | | | | | | | | | | | | | | | | | | |
| 4 | 5350.00 | 59.36 | 74.00 | -14.64 | 53.15 | 6.21 | Peak | 208 | 1 | | | | | | | | | | | | | | | | | | | | | | | | | | | | | | | | | | | | | | | | | | | | | | | | | | | | | | | | | | | | | | | |
| 5 | 10420.00 | 56.60 | 68.20 | -11.60 | 41.30 | 15.30 | Peak | 155 | 168 | | | | | | | | | | | | | | | | | | | | | | | | | | | | | | | | | | | | | | | | | | | | | | | | | | | | | | | | | | | | | | | |
| <p>Note 1: Emission Level (dBuV/m) = SA Reading (dBuV/m) + Factor* (dB) *Factor includes antenna factor , cable loss and amplifier gain Note 2: Margin (dB) = Emission level (dBuV/m) – Limit (dBuV/m).</p> | | | | | | | | | | | | | | | | | | | | | | | | | | | | | | | | | | | | | | | | | | | | | | | | | | | | | | | | | | | | | | | | | | | | | | | | |

| | | | |
|---------------------|----------|-------------------------|------|
| Modulation | VHT80 | Test Freq. (MHz) | 5210 |
| Polarization | Vertical | | |



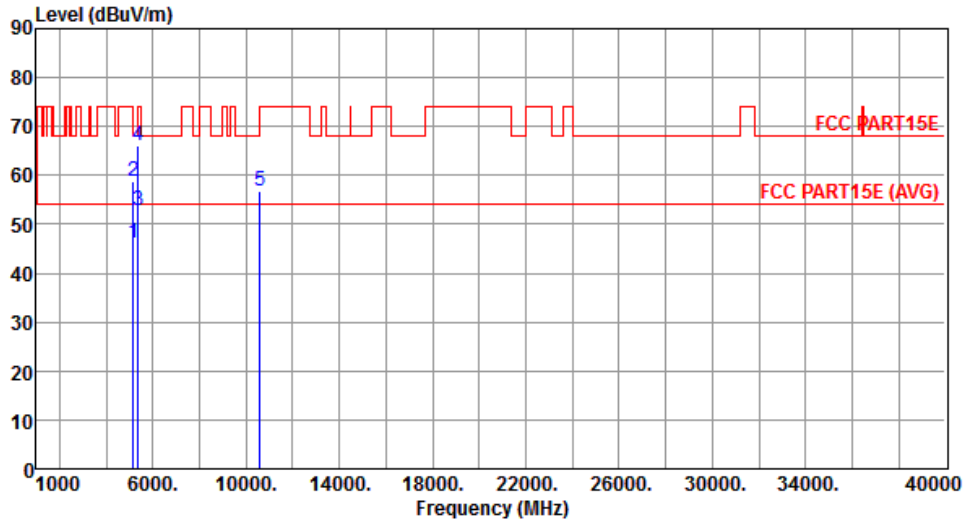
| | Freq. MHz | Emission level dBuV/m | Limit dBuV/m | Margin dB | SA reading dBuV | Factor dB | Remark | ANT High cm | Turn Table deg |
|---|--------------|-----------------------------|-----------------|--------------|-----------------------|--------------|---------|-------------------|----------------------|
| 1 | 5150.00 | 53.00 | 54.00 | -1.00 | 47.13 | 5.87 | Average | 330 | 263 |
| 2 | 5150.00 | 67.42 | 74.00 | -6.58 | 61.55 | 5.87 | Peak | 330 | 263 |
| 3 | 5350.00 | 47.05 | 54.00 | -6.95 | 40.84 | 6.21 | Average | 330 | 263 |
| 4 | 5350.00 | 58.92 | 74.00 | -15.08 | 52.71 | 6.21 | Peak | 330 | 263 |
| 5 | 10420.00 | 57.74 | 68.20 | -10.46 | 42.44 | 15.30 | Peak | 166 | 172 |

Note 1: Emission Level (dBuV/m) = SA Reading (dBuV/m) + Factor* (dB)

*Factor includes antenna factor , cable loss and amplifier gain

Note 2: Margin (dB) = Emission level (dBuV/m) – Limit (dBuV/m).

| | | | |
|---------------------|------------|-------------------------|------|
| Modulation | VHT80 | Test Freq. (MHz) | 5290 |
| Polarization | Horizontal | | |



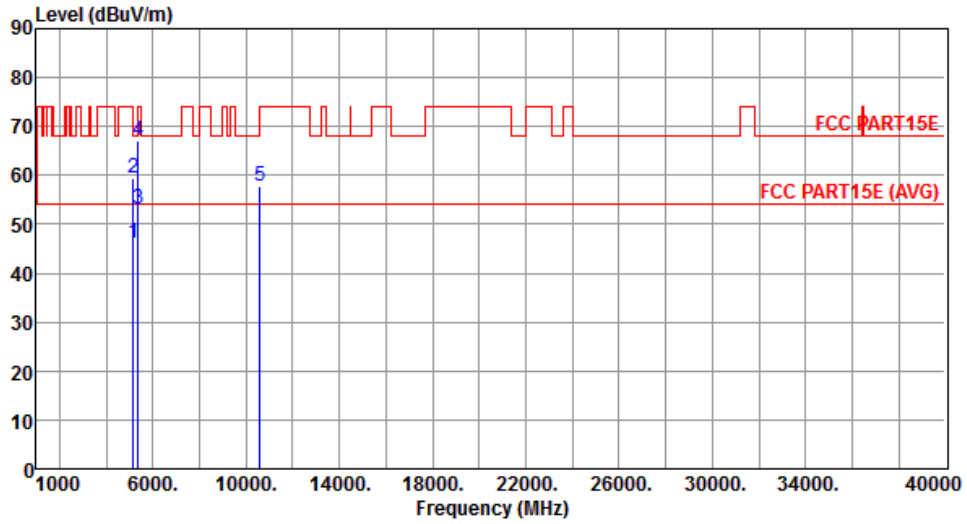
| | Freq. MHz | Emission level dBuV/m | Limit dBuV/m | Margin dB | SA reading dBuV | Factor dB | Remark | ANT High cm | Turn Table deg |
|---|--------------|-----------------------------|-----------------|--------------|-----------------------|--------------|---------|-------------------|----------------------|
| 1 | 5150.00 | 46.00 | 54.00 | -8.00 | 40.13 | 5.87 | Average | 209 | 308 |
| 2 | 5150.00 | 58.68 | 74.00 | -15.32 | 52.81 | 5.87 | Peak | 209 | 308 |
| 3 | 5350.00 | 52.74 | 54.00 | -1.26 | 46.53 | 6.21 | Average | 209 | 308 |
| 4 | 5350.00 | 66.02 | 74.00 | -7.98 | 59.81 | 6.21 | Peak | 209 | 308 |
| 5 | 10580.00 | 56.76 | 68.20 | -11.44 | 41.32 | 15.44 | Peak | 182 | 136 |

Note 1: Emission Level (dBuV/m) = SA Reading (dBuV/m) + Factor* (dB)

*Factor includes antenna factor , cable loss and amplifier gain

Note 2: Margin (dB) = Emission level (dBuV/m) – Limit (dBuV/m).

| | | | |
|---------------------|----------|-------------------------|------|
| Modulation | VHT80 | Test Freq. (MHz) | 5290 |
| Polarization | Vertical | | |



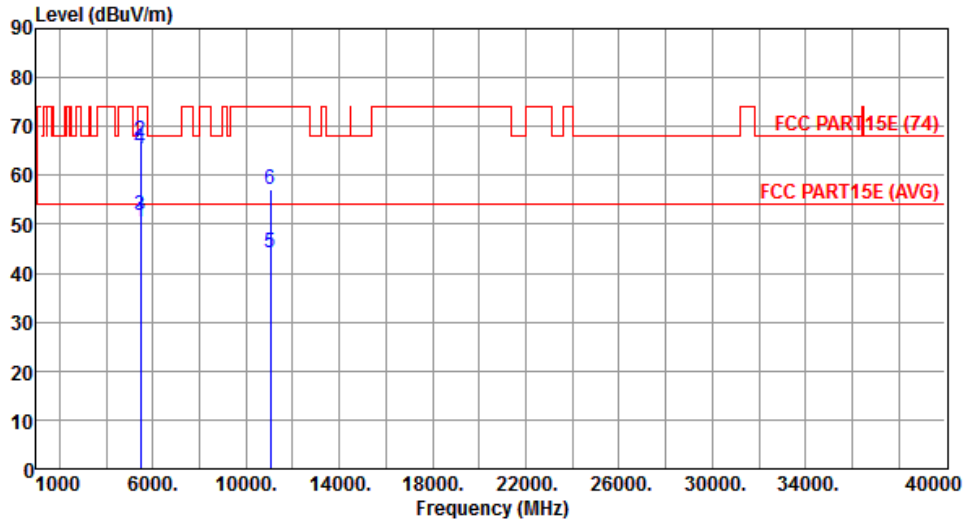
| | Freq. MHz | Emission level dBuV/m | Limit dBuV/m | Margin dB | SA reading dBuV | Factor dB | Remark | ANT High cm | Turn Table deg |
|---|--------------|-----------------------------|-----------------|--------------|-----------------------|--------------|---------|-------------------|----------------------|
| 1 | 5150.00 | 46.26 | 54.00 | -7.74 | 40.39 | 5.87 | Average | 323 | 260 |
| 2 | 5150.00 | 59.38 | 74.00 | -14.62 | 53.51 | 5.87 | Peak | 323 | 260 |
| 3 | 5350.00 | 53.18 | 54.00 | -0.82 | 46.97 | 6.21 | Average | 323 | 260 |
| 4 | 5350.00 | 67.24 | 74.00 | -6.76 | 61.03 | 6.21 | Peak | 323 | 260 |
| 5 | 10580.00 | 57.78 | 68.20 | -10.42 | 42.34 | 15.44 | Peak | 177 | 162 |

Note 1: Emission Level (dBuV/m) = SA Reading (dBuV/m) + Factor* (dB)

*Factor includes antenna factor , cable loss and amplifier gain

Note 2: Margin (dB) = Emission level (dBuV/m) – Limit (dBuV/m).

| | | | |
|---------------------|------------|-------------------------|------|
| Modulation | VHT80 | Test Freq. (MHz) | 5530 |
| Polarization | Horizontal | | |



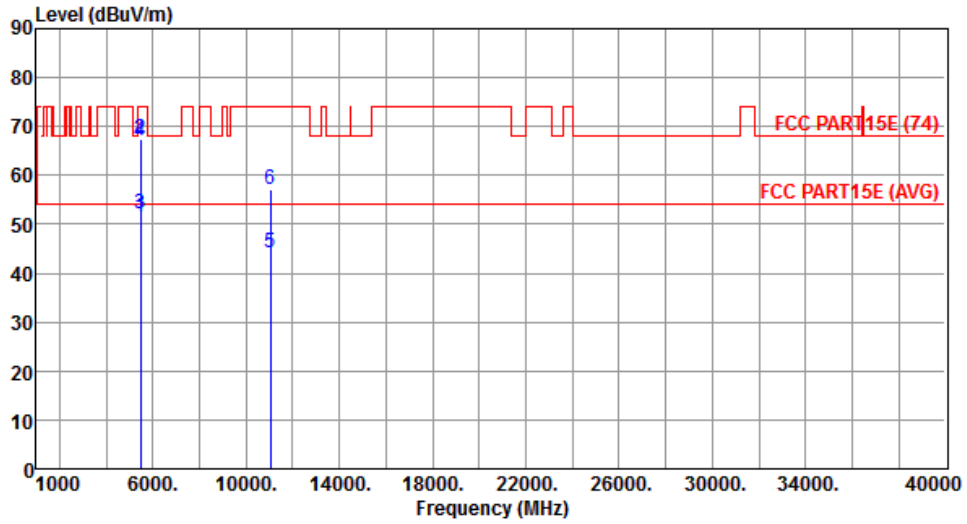
| | Freq. MHz | Emission level dBuV/m | Limit dBuV/m | Margin dB | SA reading dBuV | Factor dB | Remark | ANT High cm | Turn Table deg |
|---|--------------|-----------------------------|-----------------|--------------|-----------------------|--------------|---------|-------------------|----------------------|
| 1 | 5460.00 | 50.60 | 54.00 | -3.40 | 44.24 | 6.36 | Average | 155 | 301 |
| 2 | 5460.00 | 66.92 | 74.00 | -7.08 | 60.56 | 6.36 | Peak | 155 | 301 |
| 3 | 5470.00 | 51.94 | 54.00 | -2.06 | 45.57 | 6.37 | Average | 155 | 301 |
| 4 | 5470.00 | 65.54 | 74.00 | -8.46 | 59.17 | 6.37 | Peak | 155 | 301 |
| 5 | 11060.00 | 44.30 | 54.00 | -9.70 | 28.53 | 15.77 | Average | 143 | 266 |
| 6 | 11060.00 | 57.12 | 74.00 | -16.88 | 41.35 | 15.77 | Peak | 143 | 266 |

Note 1: Emission Level (dBuV/m) = SA Reading (dBuV/m) + Factor* (dB)

*Factor includes antenna factor , cable loss and amplifier gain

Note 2: Margin (dB) = Emission level (dBuV/m) – Limit (dBuV/m).

| | | | |
|---------------------|----------|-------------------------|------|
| Modulation | VHT80 | Test Freq. (MHz) | 5530 |
| Polarization | Vertical | | |



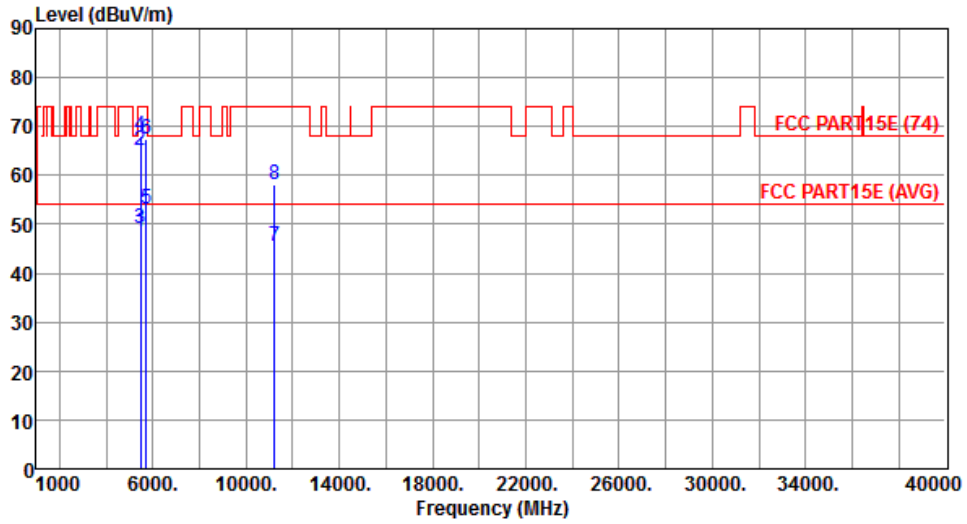
| | Freq. MHz | Emission level dBuV/m | Limit dBuV/m | Margin dB | SA reading dBuV | Factor dB | Remark | ANT High cm | Turn Table deg |
|---|--------------|-----------------------------|-----------------|--------------|-----------------------|--------------|---------|-------------------|----------------------|
| 1 | 5460.00 | 51.34 | 54.00 | -2.66 | 44.98 | 6.36 | Average | 325 | 253 |
| 2 | 5460.00 | 67.32 | 74.00 | -6.68 | 60.96 | 6.36 | Peak | 325 | 253 |
| 3 | 5470.00 | 51.99 | 54.00 | -2.01 | 45.62 | 6.37 | Average | 325 | 253 |
| 4 | 5470.00 | 67.17 | 74.00 | -6.83 | 60.80 | 6.37 | Peak | 325 | 253 |
| 5 | 11060.00 | 44.30 | 54.00 | -9.70 | 28.53 | 15.77 | Average | 168 | 172 |
| 6 | 11060.00 | 57.08 | 74.00 | -16.92 | 41.31 | 15.77 | Peak | 168 | 172 |

Note 1: Emission Level (dBuV/m) = SA Reading (dBuV/m) + Factor* (dB)

*Factor includes antenna factor , cable loss and amplifier gain

Note 2: Margin (dB) = Emission level (dBuV/m) – Limit (dBuV/m).

| | | | |
|---------------------|------------|-------------------------|------|
| Modulation | VHT80 | Test Freq. (MHz) | 5610 |
| Polarization | Horizontal | | |



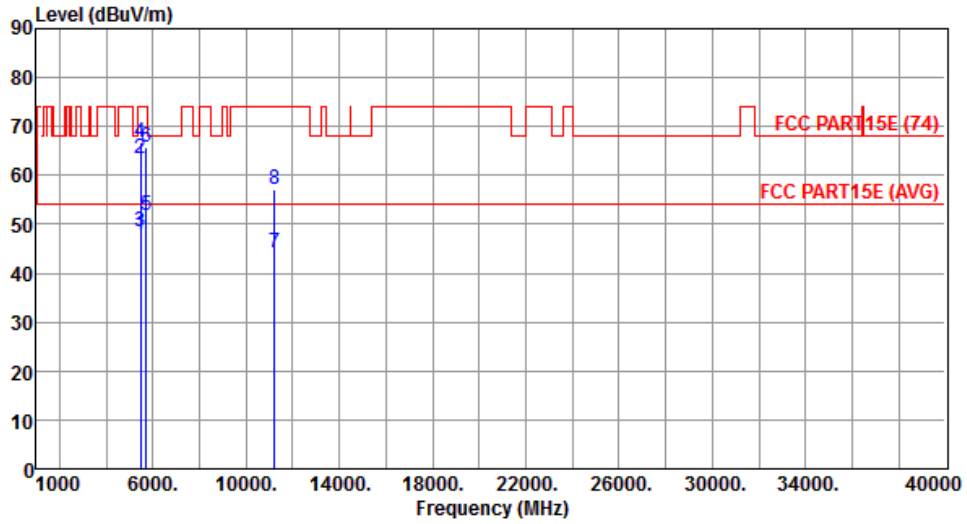
| | Freq. MHz | Emission level dBuV/m | Limit dBuV/m | Margin dB | SA reading dBuV | Factor dB | Remark | ANT High cm | Turn Table deg |
|---|--------------|-----------------------------|-----------------|--------------|-----------------------|--------------|---------|-------------------|----------------------|
| 1 | 5460.00 | 48.48 | 54.00 | -5.52 | 42.12 | 6.36 | Average | 199 | 306 |
| 2 | 5460.00 | 65.17 | 74.00 | -8.83 | 58.81 | 6.36 | Peak | 199 | 306 |
| 3 | 5470.00 | 49.21 | 54.00 | -4.79 | 42.84 | 6.37 | Average | 199 | 306 |
| 4 | 5470.00 | 67.98 | 74.00 | -6.02 | 61.61 | 6.37 | Peak | 199 | 306 |
| 5 | 5725.00 | 53.10 | 54.00 | -0.90 | 46.27 | 6.83 | Average | 199 | 306 |
| 6 | 5725.00 | 67.50 | 74.00 | -6.50 | 60.67 | 6.83 | Peak | 199 | 306 |
| 7 | 11220.00 | 45.39 | 54.00 | -8.61 | 29.53 | 15.86 | Average | 185 | 144 |
| 8 | 11220.00 | 58.21 | 74.00 | -15.79 | 42.35 | 15.86 | Peak | 185 | 144 |

Note 1: Emission Level (dBuV/m) = SA Reading (dBuV/m) + Factor* (dB)

*Factor includes antenna factor , cable loss and amplifier gain

Note 2: Margin (dB) = Emission level (dBuV/m) – Limit (dBuV/m).

| | | | |
|---------------------|----------|-------------------------|------|
| Modulation | VHT80 | Test Freq. (MHz) | 5610 |
| Polarization | Vertical | | |



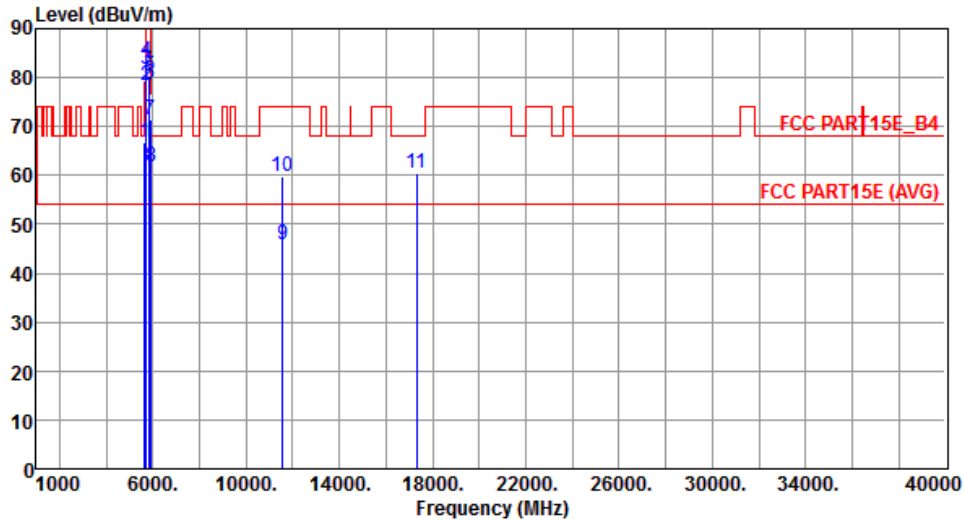
| | Freq. MHz | Emission level dBuV/m | Limit dBuV/m | Margin dB | SA reading dBuV | Factor dB | Remark | ANT High cm | Turn Table deg |
|---|--------------|-----------------------------|-----------------|--------------|-----------------------|--------------|---------|-------------------|----------------------|
| 1 | 5460.00 | 47.76 | 54.00 | -6.24 | 41.40 | 6.36 | Average | 329 | 247 |
| 2 | 5460.00 | 63.56 | 74.00 | -10.44 | 57.20 | 6.36 | Peak | 329 | 247 |
| 3 | 5470.00 | 48.38 | 54.00 | -5.62 | 42.01 | 6.37 | Average | 329 | 247 |
| 4 | 5470.00 | 66.62 | 74.00 | -7.38 | 60.25 | 6.37 | Peak | 329 | 247 |
| 5 | 5725.00 | 51.96 | 54.00 | -2.04 | 45.13 | 6.83 | Average | 329 | 247 |
| 6 | 5725.00 | 65.78 | 74.00 | -8.22 | 58.95 | 6.83 | Peak | 329 | 247 |
| 7 | 11220.00 | 44.20 | 54.00 | -9.80 | 28.34 | 15.86 | Average | 210 | 168 |
| 8 | 11220.00 | 57.19 | 74.00 | -16.81 | 41.33 | 15.86 | Peak | 210 | 168 |

Note 1: Emission Level (dBuV/m) = SA Reading (dBuV/m) + Factor* (dB)

*Factor includes antenna factor , cable loss and amplifier gain

Note 2: Margin (dB) = Emission level (dBuV/m) – Limit (dBuV/m).

| | | | |
|---------------------|------------|-------------------------|------|
| Modulation | VHT80 | Test Freq. (MHz) | 5775 |
| Polarization | Horizontal | | |



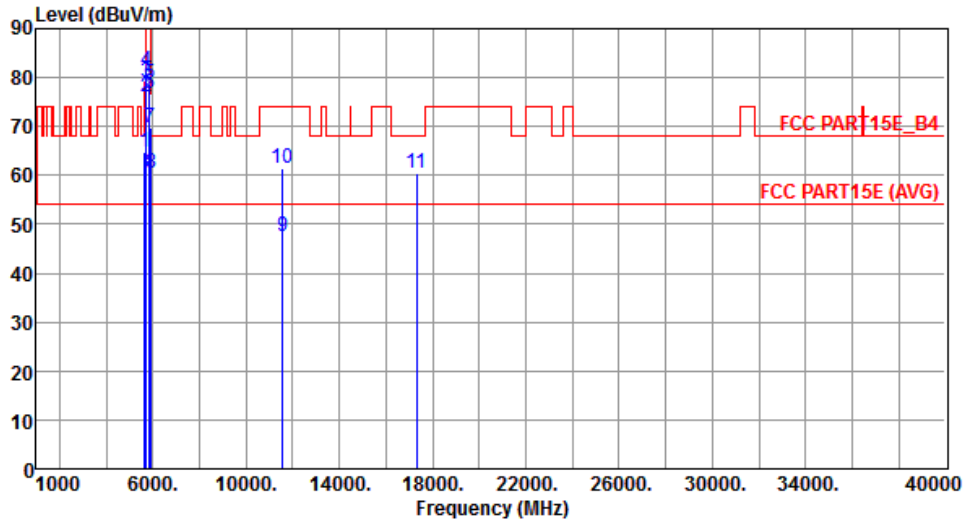
| | Freq. MHz | Emission level dBuV/m | Limit dBuV/m | Margin dB | SA reading dBuV | Factor dB | Remark | ANT High cm | Turn Table deg |
|----|--------------|-----------------------------|-----------------|--------------|-----------------------|--------------|---------|-------------------|----------------------|
| 1 | 5650.00 | 66.60 | 68.20 | -1.60 | 59.97 | 6.63 | Peak | 160 | 293 |
| 2 | 5700.00 | 78.53 | 105.20 | -26.67 | 71.76 | 6.77 | Peak | 160 | 293 |
| 3 | 5720.00 | 81.55 | 110.80 | -29.25 | 74.73 | 6.82 | Peak | 160 | 293 |
| 4 | 5725.00 | 83.31 | 122.20 | -38.89 | 76.48 | 6.83 | Peak | 160 | 293 |
| 5 | 5850.00 | 80.44 | 122.20 | -41.76 | 73.28 | 7.16 | Peak | 160 | 293 |
| 6 | 5855.00 | 78.77 | 110.80 | -32.03 | 71.59 | 7.18 | Peak | 160 | 293 |
| 7 | 5875.00 | 71.53 | 105.20 | -33.67 | 64.30 | 7.23 | Peak | 160 | 293 |
| 8 | 5925.00 | 61.68 | 68.20 | -6.52 | 54.34 | 7.34 | Peak | 160 | 293 |
| 9 | 11550.00 | 45.94 | 54.00 | -8.06 | 30.01 | 15.93 | Average | 166 | 258 |
| 10 | 11550.00 | 59.86 | 74.00 | -14.14 | 43.93 | 15.93 | Peak | 166 | 258 |
| 11 | 17325.00 | 60.35 | 68.20 | -7.85 | 41.63 | 18.72 | Peak | 159 | 243 |

Note 1: Emission Level (dBuV/m) = SA Reading (dBuV/m) + Factor* (dB)

*Factor includes antenna factor , cable loss and amplifier gain

Note 2: Margin (dB) = Emission level (dBuV/m) – Limit (dBuV/m).

| | | | |
|---------------------|----------|-------------------------|------|
| Modulation | VHT80 | Test Freq. (MHz) | 5775 |
| Polarization | Vertical | | |



| | Freq. MHz | Emission level dBuV/m | Limit dBuV/m | Margin dB | SA reading dBuV | Factor dB | Remark | ANT High cm | Turn Table deg |
|----|--------------|-----------------------------|-----------------|--------------|-----------------------|--------------|---------|-------------------|----------------------|
| 1 | 5650.00 | 64.82 | 68.20 | -3.38 | 58.19 | 6.63 | Peak | 259 | 261 |
| 2 | 5700.00 | 76.12 | 105.20 | -29.08 | 69.35 | 6.77 | Peak | 259 | 261 |
| 3 | 5720.00 | 79.15 | 110.80 | -31.65 | 72.33 | 6.82 | Peak | 259 | 261 |
| 4 | 5725.00 | 81.22 | 122.20 | -40.98 | 74.39 | 6.83 | Peak | 259 | 261 |
| 5 | 5850.00 | 78.69 | 122.20 | -43.51 | 71.53 | 7.16 | Peak | 259 | 261 |
| 6 | 5855.00 | 76.61 | 110.80 | -34.19 | 69.43 | 7.18 | Peak | 259 | 261 |
| 7 | 5875.00 | 69.78 | 105.20 | -35.42 | 62.55 | 7.23 | Peak | 259 | 261 |
| 8 | 5925.00 | 60.45 | 68.20 | -7.75 | 53.11 | 7.34 | Peak | 259 | 261 |
| 9 | 11550.00 | 47.62 | 54.00 | -6.38 | 31.69 | 15.93 | Average | 165 | 184 |
| 10 | 11550.00 | 61.32 | 74.00 | -12.68 | 45.39 | 15.93 | Peak | 165 | 184 |
| 11 | 17325.00 | 60.59 | 68.20 | -7.61 | 41.87 | 18.72 | Peak | 178 | 192 |

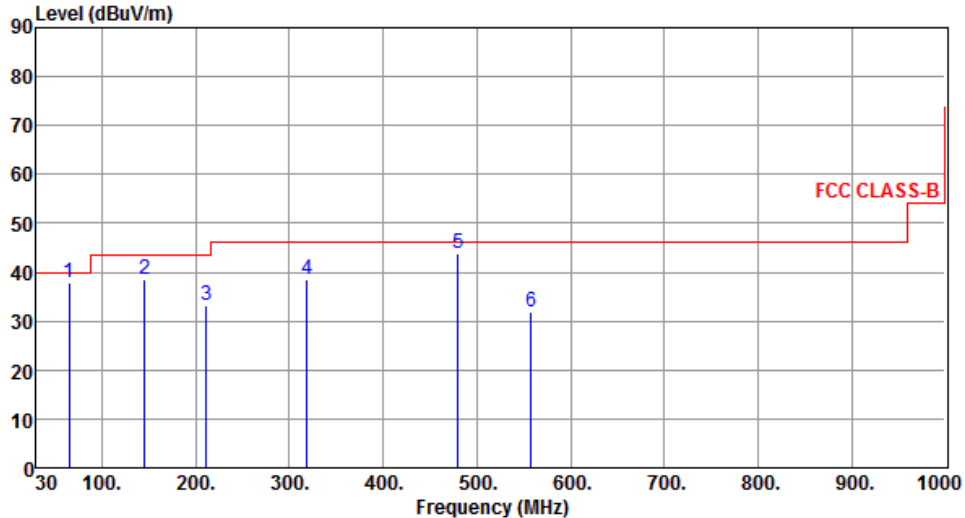
Note 1: Emission Level (dBuV/m) = SA Reading (dBuV/m) + Factor* (dB)

*Factor includes antenna factor , cable loss and amplifier gain

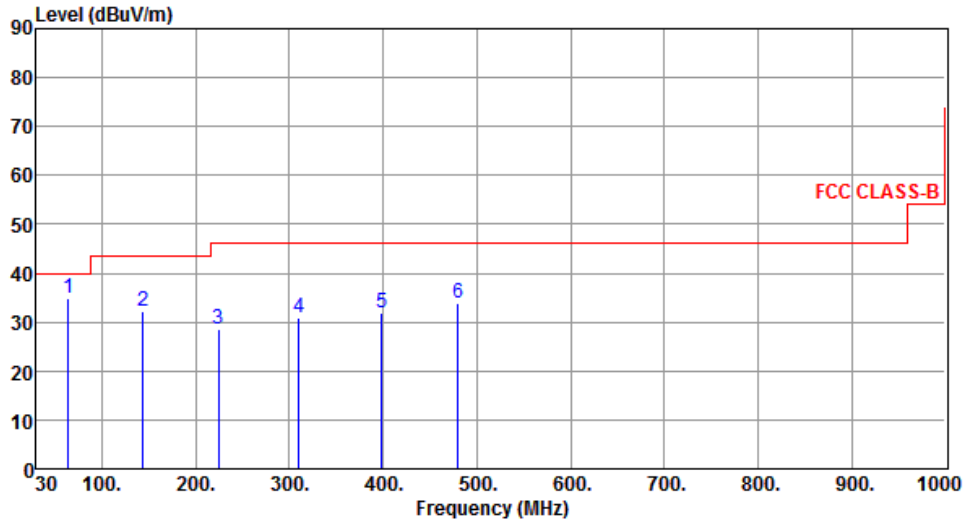
Note 2: Margin (dB) = Emission level (dBuV/m) – Limit (dBuV/m).

Configuration 2: External-Amtran + On-board ANT1 mode

3.5.9 Transmitter Radiated Unwanted Emissions (Below 1GHz)

| Modulation | VHT20 | Test Freq. (MHz) | 5300 | | | | | | | | | | | | | | | | | | | | | | | | | | | | | | | | | | | | | | | | | | | | | | | | | | | | | | | | | | | | | | | | | | | | | | |
|---|--------------|-----------------------------|-----------------|--------------|-----------------------|-----------------------------|-----------------|-------------------|-----------------------|--------------|--------|-------------------|----------------------|---|-------|-------|-------|-------|-------|-------|----|-----|-----|---|--------|-------|-------|-------|-------|-------|------|-----|-----|---|--------|-------|-------|--------|-------|--------|----|-----|-----|---|--------|-------|-------|-------|-------|-------|------|-----|-----|---|--------|-------|-------|-------|-------|-------|----|-----|----|---|--------|-------|-------|--------|-------|-------|------|-----|-----|
| Polarization | Horizontal | | | | | | | | | | | | | | | | | | | | | | | | | | | | | | | | | | | | | | | | | | | | | | | | | | | | | | | | | | | | | | | | | | | | | | | | |
|  <p>The graph displays the emission level in dBuV/m on the y-axis (0 to 90) against frequency in MHz on the x-axis (30 to 1000). A red stepped line represents the FCC CLASS-B limit, which is 40 dBuV/m from 30 to 100 MHz, 45 dBuV/m from 100 to 200 MHz, 47 dBuV/m from 200 to 500 MHz, and 55 dBuV/m from 500 to 1000 MHz. Six blue vertical lines indicate emission peaks at 64.92, 145.43, 211.39, 319.06, 480.08, and 557.68 MHz, labeled 1 through 6 respectively.</p> | | | | | | | | | | | | | | | | | | | | | | | | | | | | | | | | | | | | | | | | | | | | | | | | | | | | | | | | | | | | | | | | | | | | | | | | | |
| <table border="1"> <thead> <tr> <th></th> <th>Freq. MHz</th> <th>Emission level dBuV/m</th> <th>Limit dBuV/m</th> <th>Margin dB</th> <th>SA reading dBuV</th> <th>Factor dB</th> <th>Remark</th> <th>ANT High cm</th> <th>Turn Table deg</th> </tr> </thead> <tbody> <tr> <td>1</td> <td>64.92</td> <td>37.78</td> <td>40.00</td> <td>-2.22</td> <td>47.34</td> <td>-9.56</td> <td>QP</td> <td>385</td> <td>151</td> </tr> <tr> <td>2</td> <td>145.43</td> <td>38.54</td> <td>43.50</td> <td>-4.96</td> <td>46.88</td> <td>-8.34</td> <td>Peak</td> <td>---</td> <td>---</td> </tr> <tr> <td>3</td> <td>211.39</td> <td>33.06</td> <td>43.50</td> <td>-10.44</td> <td>44.01</td> <td>-10.95</td> <td>QP</td> <td>182</td> <td>186</td> </tr> <tr> <td>4</td> <td>319.06</td> <td>38.43</td> <td>46.00</td> <td>-7.57</td> <td>45.61</td> <td>-7.18</td> <td>Peak</td> <td>---</td> <td>---</td> </tr> <tr> <td>5</td> <td>480.08</td> <td>43.79</td> <td>46.00</td> <td>-2.21</td> <td>47.00</td> <td>-3.21</td> <td>QP</td> <td>183</td> <td>77</td> </tr> <tr> <td>6</td> <td>557.68</td> <td>32.00</td> <td>46.00</td> <td>-14.00</td> <td>33.79</td> <td>-1.79</td> <td>Peak</td> <td>---</td> <td>---</td> </tr> </tbody> </table> | | | | | Freq. MHz | Emission level dBuV/m | Limit dBuV/m | Margin dB | SA reading dBuV | Factor dB | Remark | ANT High cm | Turn Table deg | 1 | 64.92 | 37.78 | 40.00 | -2.22 | 47.34 | -9.56 | QP | 385 | 151 | 2 | 145.43 | 38.54 | 43.50 | -4.96 | 46.88 | -8.34 | Peak | --- | --- | 3 | 211.39 | 33.06 | 43.50 | -10.44 | 44.01 | -10.95 | QP | 182 | 186 | 4 | 319.06 | 38.43 | 46.00 | -7.57 | 45.61 | -7.18 | Peak | --- | --- | 5 | 480.08 | 43.79 | 46.00 | -2.21 | 47.00 | -3.21 | QP | 183 | 77 | 6 | 557.68 | 32.00 | 46.00 | -14.00 | 33.79 | -1.79 | Peak | --- | --- |
| | Freq. MHz | Emission level dBuV/m | Limit dBuV/m | Margin dB | SA reading dBuV | Factor dB | Remark | ANT High cm | Turn Table deg | | | | | | | | | | | | | | | | | | | | | | | | | | | | | | | | | | | | | | | | | | | | | | | | | | | | | | | | | | | | | | | | |
| 1 | 64.92 | 37.78 | 40.00 | -2.22 | 47.34 | -9.56 | QP | 385 | 151 | | | | | | | | | | | | | | | | | | | | | | | | | | | | | | | | | | | | | | | | | | | | | | | | | | | | | | | | | | | | | | | | |
| 2 | 145.43 | 38.54 | 43.50 | -4.96 | 46.88 | -8.34 | Peak | --- | --- | | | | | | | | | | | | | | | | | | | | | | | | | | | | | | | | | | | | | | | | | | | | | | | | | | | | | | | | | | | | | | | | |
| 3 | 211.39 | 33.06 | 43.50 | -10.44 | 44.01 | -10.95 | QP | 182 | 186 | | | | | | | | | | | | | | | | | | | | | | | | | | | | | | | | | | | | | | | | | | | | | | | | | | | | | | | | | | | | | | | | |
| 4 | 319.06 | 38.43 | 46.00 | -7.57 | 45.61 | -7.18 | Peak | --- | --- | | | | | | | | | | | | | | | | | | | | | | | | | | | | | | | | | | | | | | | | | | | | | | | | | | | | | | | | | | | | | | | | |
| 5 | 480.08 | 43.79 | 46.00 | -2.21 | 47.00 | -3.21 | QP | 183 | 77 | | | | | | | | | | | | | | | | | | | | | | | | | | | | | | | | | | | | | | | | | | | | | | | | | | | | | | | | | | | | | | | | |
| 6 | 557.68 | 32.00 | 46.00 | -14.00 | 33.79 | -1.79 | Peak | --- | --- | | | | | | | | | | | | | | | | | | | | | | | | | | | | | | | | | | | | | | | | | | | | | | | | | | | | | | | | | | | | | | | | |
| <p>Note 1: Emission Level (dBuV/m) = SA Reading (dBuV/m) + Factor* (dB) *Factor includes antenna factor , cable loss and amplifier gain Note 2: Margin (dB) = Emission level (dBuV/m) – Limit (dBuV/m). Note 3: All spurious emissions below 30MHz are more than 20 dB below the limit.</p> | | | | | | | | | | | | | | | | | | | | | | | | | | | | | | | | | | | | | | | | | | | | | | | | | | | | | | | | | | | | | | | | | | | | | | | | | |

| | | | |
|---------------------|----------|-------------------------|------|
| Modulation | VHT20 | Test Freq. (MHz) | 5300 |
| Polarization | Vertical | | |



| | Freq. MHz | Emission level dBuV/m | Limit dBuV/m | Margin dB | SA reading dBuV | Factor dB | Remark | ANT High cm | Turn Table deg |
|---|--------------|-----------------------------|-----------------|--------------|-----------------------|--------------|--------|-------------------|----------------------|
| 1 | 63.95 | 34.81 | 40.00 | -5.19 | 44.17 | -9.36 | Peak | --- | --- |
| 2 | 143.49 | 32.35 | 43.50 | -11.15 | 40.75 | -8.40 | Peak | --- | --- |
| 3 | 224.00 | 28.52 | 46.00 | -17.48 | 39.13 | -10.61 | Peak | --- | --- |
| 4 | 310.33 | 30.87 | 46.00 | -15.13 | 38.29 | -7.42 | Peak | --- | --- |
| 5 | 398.60 | 31.77 | 46.00 | -14.23 | 36.79 | -5.02 | Peak | --- | --- |
| 6 | 480.08 | 33.99 | 46.00 | -12.01 | 37.20 | -3.21 | Peak | --- | --- |

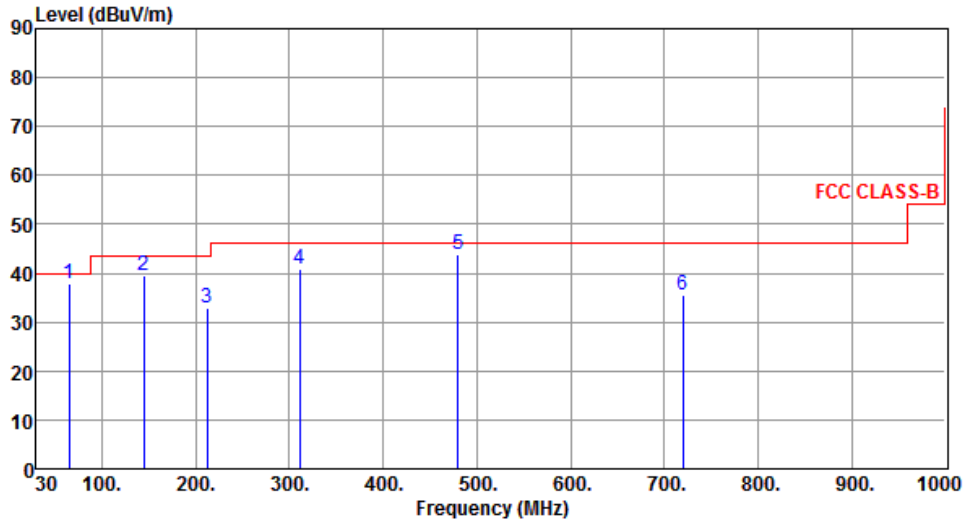
Note 1: Emission Level (dBuV/m) = SA Reading (dBuV/m) + Factor* (dB)

*Factor includes antenna factor , cable loss and amplifier gain

Note 2: Margin (dB) = Emission level (dBuV/m) – Limit (dBuV/m).

Note 3: All spurious emissions below 30MHz are more than 20 dB below the limit.

| | | | |
|---------------------|------------|-------------------------|------|
| Modulation | VHT20 | Test Freq. (MHz) | 5745 |
| Polarization | Horizontal | | |



| | Freq. MHz | Emission level dBuV/m | Limit dBuV/m | Margin dB | SA reading dBuV | Factor dB | Remark | ANT High cm | Turn Table deg |
|---|--------------|-----------------------------|-----------------|--------------|-----------------------|--------------|--------|-------------------|----------------------|
| 1 | 65.09 | 37.86 | 40.00 | -2.14 | 47.46 | -9.60 | QP | 386 | 145 |
| 2 | 144.46 | 39.46 | 43.50 | -4.04 | 47.83 | -8.37 | Peak | --- | --- |
| 3 | 212.30 | 32.91 | 43.50 | -10.59 | 43.85 | -10.94 | QP | 185 | 184 |
| 4 | 311.30 | 40.85 | 46.00 | -5.15 | 48.24 | -7.39 | Peak | --- | --- |
| 5 | 480.08 | 43.82 | 46.00 | -2.18 | 47.03 | -3.21 | QP | 179 | 74 |
| 6 | 719.67 | 35.65 | 46.00 | -10.35 | 34.48 | 1.17 | Peak | --- | --- |

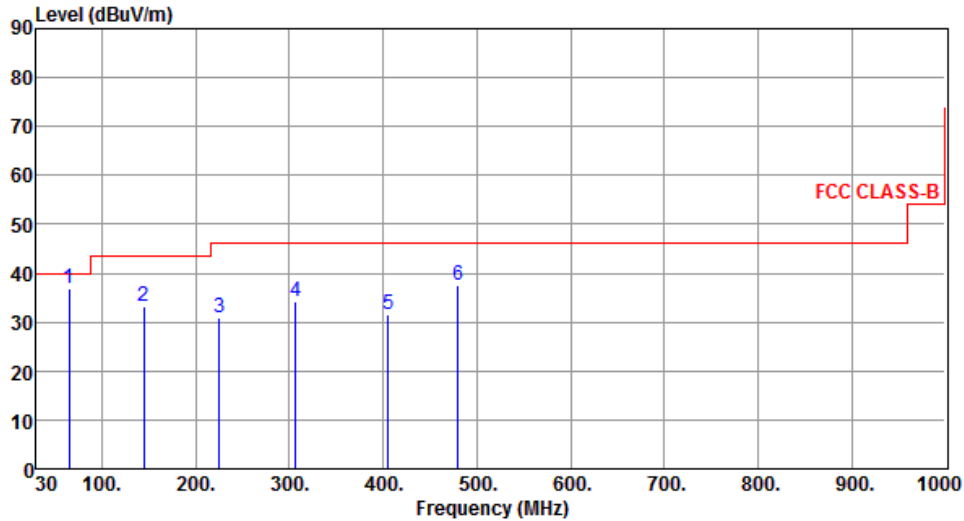
Note 1: Emission Level (dBuV/m) = SA Reading (dBuV/m) + Factor* (dB)

*Factor includes antenna factor , cable loss and amplifier gain

Note 2: Margin (dB) = Emission level (dBuV/m) – Limit (dBuV/m).

Note 3: All spurious emissions below 30MHz are more than 20 dB below the limit.

| | | | |
|---------------------|----------|-------------------------|------|
| Modulation | VHT20 | Test Freq. (MHz) | 5745 |
| Polarization | Vertical | | |



| | Freq. MHz | Emission level dBuV/m | Limit dBuV/m | Margin dB | SA reading dBuV | Factor dB | Remark | ANT High cm | Turn Table deg |
|---|--------------|-----------------------------|-----------------|--------------|-----------------------|--------------|--------|-------------------|----------------------|
| 1 | 64.92 | 36.82 | 40.00 | -3.18 | 46.38 | -9.56 | Peak | --- | --- |
| 2 | 144.46 | 33.27 | 43.50 | -10.23 | 41.64 | -8.37 | Peak | --- | --- |
| 3 | 224.97 | 30.73 | 46.00 | -15.27 | 41.29 | -10.56 | Peak | --- | --- |
| 4 | 306.45 | 34.32 | 46.00 | -11.68 | 41.84 | -7.52 | Peak | --- | --- |
| 5 | 405.39 | 31.57 | 46.00 | -14.43 | 36.41 | -4.84 | Peak | --- | --- |
| 6 | 480.08 | 37.38 | 46.00 | -8.62 | 40.59 | -3.21 | Peak | --- | --- |

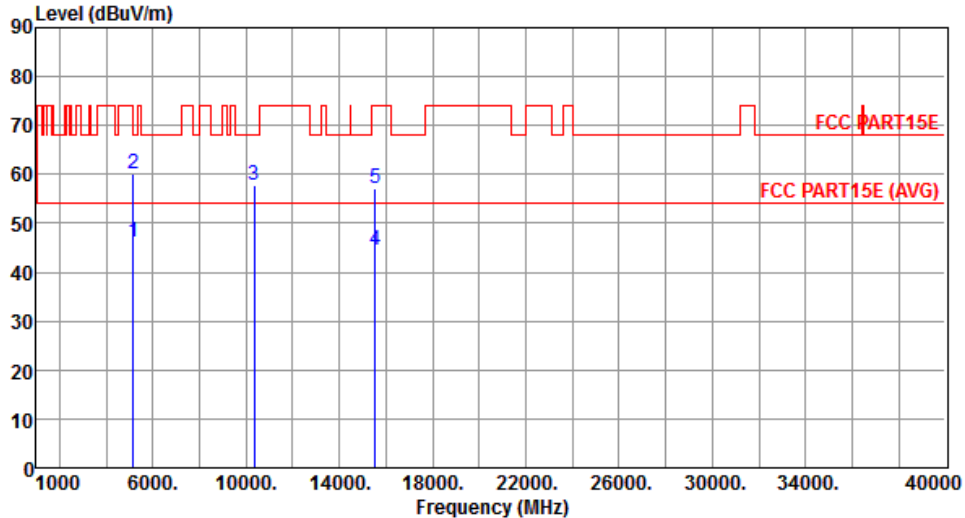
Note 1: Emission Level (dBuV/m) = SA Reading (dBuV/m) + Factor* (dB)

*Factor includes antenna factor , cable loss and amplifier gain

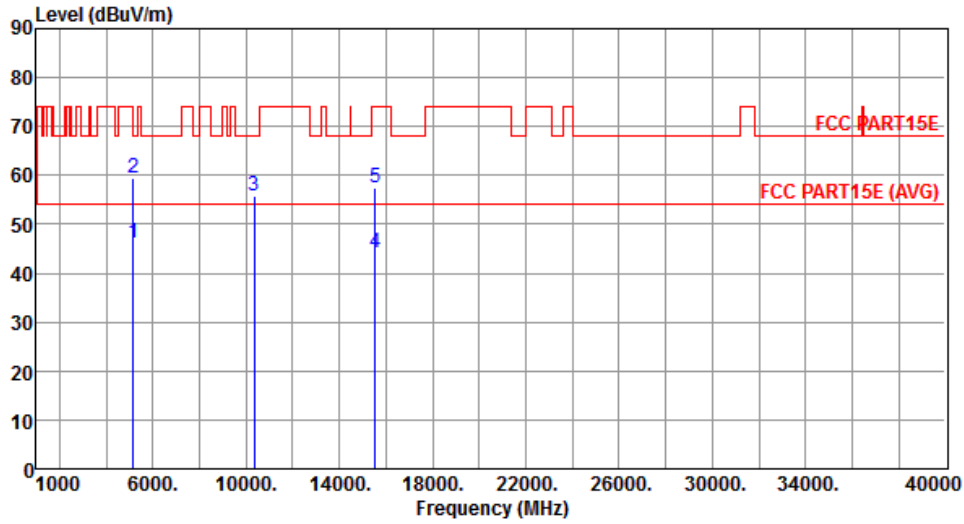
Note 2: Margin (dB) = Emission level (dBuV/m) – Limit (dBuV/m).

Note 3: All spurious emissions below 30MHz are more than 20 dB below the limit.

3.5.10 Transmitter Radiated Unwanted Emissions (Above 1GHz) for 11a

| Modulation | 11a | Test Freq. (MHz) | 5180 | | | | | | | | | | | | | | | | | | | | | | | | | | | | | | | | | | | | | | | | | | | | | | | | | | | | | | | | | | | | | | | | |
|---|--|------------------|----------------|------------|--------|------------|----------|------------|----------|------------|-----|--------|--------|----|------|----|--|----|-----|---|---------|-------|-------|-------|-------|------|---------|---------|---|---------|-------|-------|--------|-------|------|------|---------|---|----------|-------|-------|--------|-------|-------|------|---------|---|----------|-------|-------|-------|-------|-------|---------|---------|---|----------|-------|-------|--------|-------|-------|------|---------|--|--|--|
| Polarization | Horizontal | | | | | | | | | | | | | | | | | | | | | | | | | | | | | | | | | | | | | | | | | | | | | | | | | | | | | | | | | | | | | | | | | | |
|  | | | | | | | | | | | | | | | | | | | | | | | | | | | | | | | | | | | | | | | | | | | | | | | | | | | | | | | | | | | | | | | | | | | |
| | <table border="1"> <thead> <tr> <th>Freq.</th> <th>Emission level</th> <th>Limit</th> <th>Margin</th> <th>SA reading</th> <th>Factor</th> <th>Remark</th> <th>ANT High</th> <th>Turn Table</th> </tr> <tr> <th>MHz</th> <th>dBuV/m</th> <th>dBuV/m</th> <th>dB</th> <th>dBuV</th> <th>dB</th> <th></th> <th>cm</th> <th>deg</th> </tr> </thead> <tbody> <tr> <td>1</td> <td>5150.00</td> <td>46.31</td> <td>54.00</td> <td>-7.69</td> <td>40.44</td> <td>5.87</td> <td>Average</td> <td>100 302</td> </tr> <tr> <td>2</td> <td>5150.00</td> <td>59.99</td> <td>74.00</td> <td>-14.01</td> <td>54.12</td> <td>5.87</td> <td>Peak</td> <td>100 302</td> </tr> <tr> <td>3</td> <td>10360.00</td> <td>57.67</td> <td>68.20</td> <td>-10.53</td> <td>42.45</td> <td>15.22</td> <td>Peak</td> <td>163 125</td> </tr> <tr> <td>4</td> <td>15540.00</td> <td>44.60</td> <td>54.00</td> <td>-9.40</td> <td>28.53</td> <td>16.07</td> <td>Average</td> <td>122 143</td> </tr> <tr> <td>5</td> <td>15540.00</td> <td>57.09</td> <td>74.00</td> <td>-16.91</td> <td>41.02</td> <td>16.07</td> <td>Peak</td> <td>122 143</td> </tr> </tbody> </table> | Freq. | Emission level | Limit | Margin | SA reading | Factor | Remark | ANT High | Turn Table | MHz | dBuV/m | dBuV/m | dB | dBuV | dB | | cm | deg | 1 | 5150.00 | 46.31 | 54.00 | -7.69 | 40.44 | 5.87 | Average | 100 302 | 2 | 5150.00 | 59.99 | 74.00 | -14.01 | 54.12 | 5.87 | Peak | 100 302 | 3 | 10360.00 | 57.67 | 68.20 | -10.53 | 42.45 | 15.22 | Peak | 163 125 | 4 | 15540.00 | 44.60 | 54.00 | -9.40 | 28.53 | 16.07 | Average | 122 143 | 5 | 15540.00 | 57.09 | 74.00 | -16.91 | 41.02 | 16.07 | Peak | 122 143 | | | |
| Freq. | Emission level | Limit | Margin | SA reading | Factor | Remark | ANT High | Turn Table | | | | | | | | | | | | | | | | | | | | | | | | | | | | | | | | | | | | | | | | | | | | | | | | | | | | | | | | | | | |
| MHz | dBuV/m | dBuV/m | dB | dBuV | dB | | cm | deg | | | | | | | | | | | | | | | | | | | | | | | | | | | | | | | | | | | | | | | | | | | | | | | | | | | | | | | | | | | |
| 1 | 5150.00 | 46.31 | 54.00 | -7.69 | 40.44 | 5.87 | Average | 100 302 | | | | | | | | | | | | | | | | | | | | | | | | | | | | | | | | | | | | | | | | | | | | | | | | | | | | | | | | | | | |
| 2 | 5150.00 | 59.99 | 74.00 | -14.01 | 54.12 | 5.87 | Peak | 100 302 | | | | | | | | | | | | | | | | | | | | | | | | | | | | | | | | | | | | | | | | | | | | | | | | | | | | | | | | | | | |
| 3 | 10360.00 | 57.67 | 68.20 | -10.53 | 42.45 | 15.22 | Peak | 163 125 | | | | | | | | | | | | | | | | | | | | | | | | | | | | | | | | | | | | | | | | | | | | | | | | | | | | | | | | | | | |
| 4 | 15540.00 | 44.60 | 54.00 | -9.40 | 28.53 | 16.07 | Average | 122 143 | | | | | | | | | | | | | | | | | | | | | | | | | | | | | | | | | | | | | | | | | | | | | | | | | | | | | | | | | | | |
| 5 | 15540.00 | 57.09 | 74.00 | -16.91 | 41.02 | 16.07 | Peak | 122 143 | | | | | | | | | | | | | | | | | | | | | | | | | | | | | | | | | | | | | | | | | | | | | | | | | | | | | | | | | | | |
| <p>Note 1: Emission Level (dBuV/m) = SA Reading (dBuV/m) + Factor* (dB) *Factor includes antenna factor , cable loss and amplifier gain Note 2: Margin (dB) = Emission level (dBuV/m) – Limit (dBuV/m).</p> | | | | | | | | | | | | | | | | | | | | | | | | | | | | | | | | | | | | | | | | | | | | | | | | | | | | | | | | | | | | | | | | | | | |

| | | | |
|---------------------|----------|-------------------------|------|
| Modulation | 11a | Test Freq. (MHz) | 5180 |
| Polarization | Vertical | | |



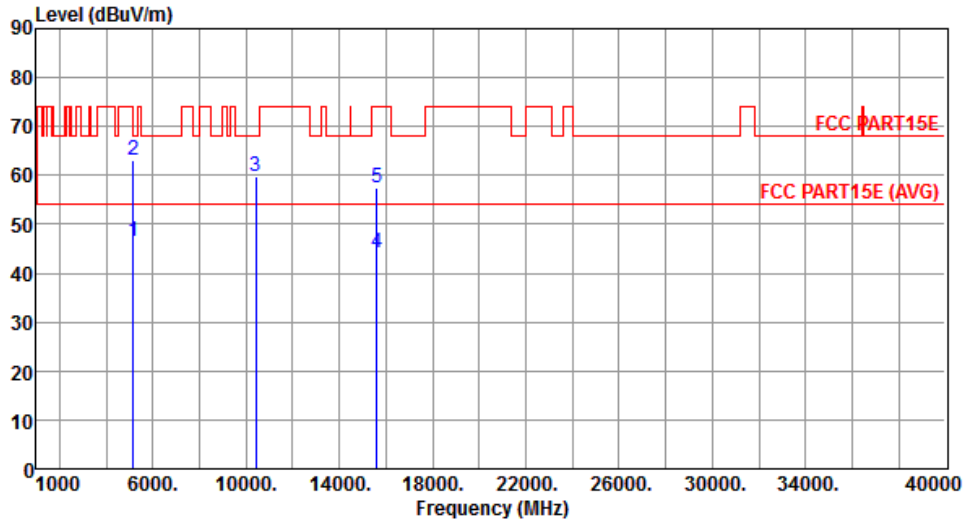
| | Freq. MHz | Emission level dBuV/m | Limit dBuV/m | Margin dB | SA reading dBuV | Factor dB | Remark | ANT High cm | Turn Table deg |
|---|--------------|-----------------------------|-----------------|--------------|-----------------------|--------------|---------|-------------------|----------------------|
| 1 | 5150.00 | 46.08 | 54.00 | -7.92 | 40.21 | 5.87 | Average | 112 | 282 |
| 2 | 5150.00 | 59.31 | 74.00 | -14.69 | 53.44 | 5.87 | Peak | 112 | 282 |
| 3 | 10360.00 | 55.95 | 68.20 | -12.25 | 40.73 | 15.22 | Peak | 156 | 143 |
| 4 | 15540.00 | 44.18 | 54.00 | -9.82 | 28.11 | 16.07 | Average | 142 | 168 |
| 5 | 15540.00 | 57.45 | 74.00 | -16.55 | 41.38 | 16.07 | Peak | 142 | 168 |

Note 1: Emission Level (dBuV/m) = SA Reading (dBuV/m) + Factor* (dB)

*Factor includes antenna factor , cable loss and amplifier gain

Note 2: Margin (dB) = Emission level (dBuV/m) – Limit (dBuV/m).

| | | | |
|---------------------|------------|-------------------------|------|
| Modulation | 11a | Test Freq. (MHz) | 5200 |
| Polarization | Horizontal | | |



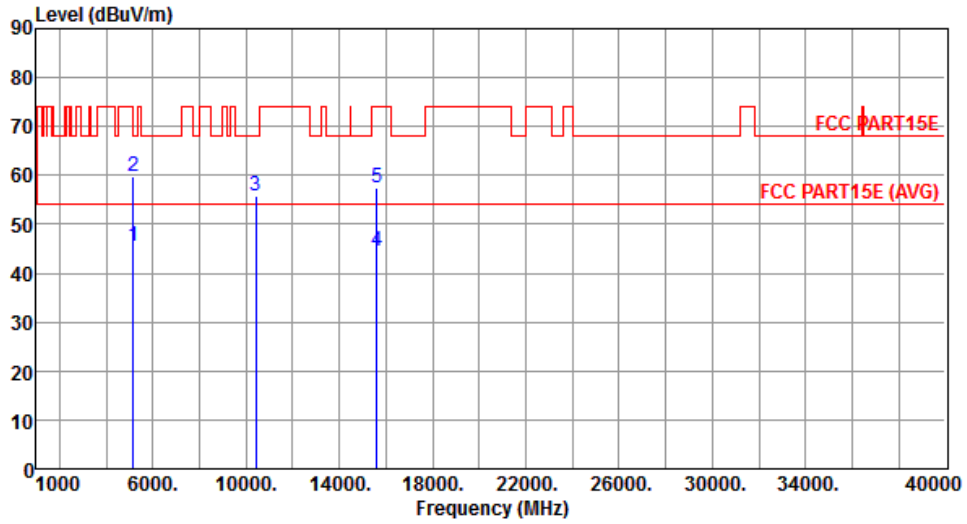
| | Freq. MHz | Emission level dBuV/m | Limit dBuV/m | Margin dB | SA reading dBuV | Factor dB | Remark | ANT High cm | Turn Table deg |
|---|--------------|-----------------------------|-----------------|--------------|-----------------------|--------------|---------|-------------------|----------------------|
| 1 | 5150.00 | 46.41 | 54.00 | -7.59 | 40.54 | 5.87 | Average | 100 | 279 |
| 2 | 5150.00 | 63.15 | 74.00 | -10.85 | 57.28 | 5.87 | Peak | 100 | 279 |
| 3 | 10400.00 | 59.85 | 68.20 | -8.35 | 44.58 | 15.27 | Peak | 100 | 102 |
| 4 | 15600.00 | 44.26 | 54.00 | -9.74 | 28.26 | 16.00 | Average | 100 | 156 |
| 5 | 15600.00 | 57.35 | 74.00 | -16.65 | 41.35 | 16.00 | Peak | 100 | 156 |

Note 1: Emission Level (dBuV/m) = SA Reading (dBuV/m) + Factor* (dB)

*Factor includes antenna factor , cable loss and amplifier gain

Note 2: Margin (dB) = Emission level (dBuV/m) – Limit (dBuV/m).

| | | | |
|---------------------|----------|-------------------------|------|
| Modulation | 11a | Test Freq. (MHz) | 5200 |
| Polarization | Vertical | | |



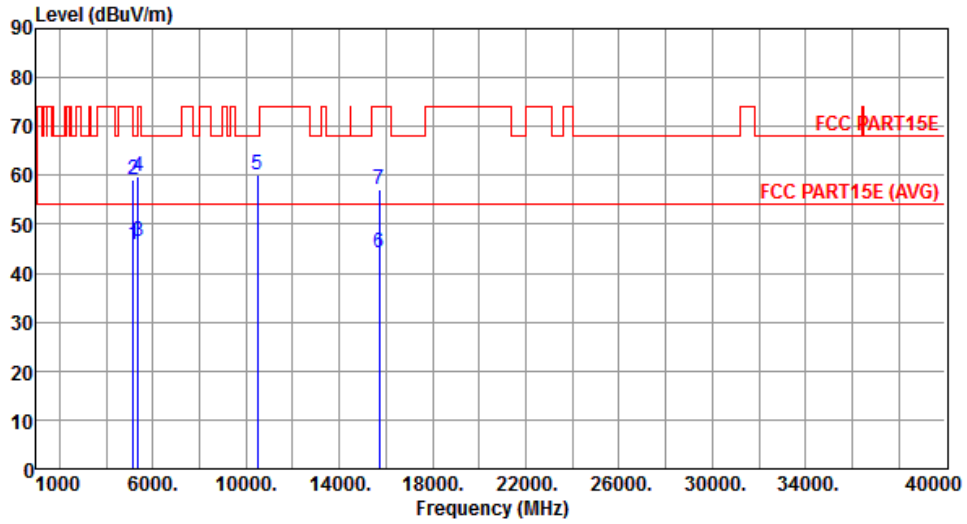
| | Freq. MHz | Emission level dBuV/m | Limit dBuV/m | Margin dB | SA reading dBuV | Factor dB | Remark | ANT High cm | Turn Table deg |
|---|--------------|-----------------------------|-----------------|--------------|-----------------------|--------------|---------|-------------------|----------------------|
| 1 | 5150.00 | 45.51 | 54.00 | -8.49 | 39.64 | 5.87 | Average | 109 | 282 |
| 2 | 5150.00 | 59.79 | 74.00 | -14.21 | 53.92 | 5.87 | Peak | 109 | 282 |
| 3 | 10400.00 | 55.89 | 68.20 | -12.31 | 40.62 | 15.27 | Peak | 145 | 241 |
| 4 | 15600.00 | 44.53 | 54.00 | -9.47 | 28.53 | 16.00 | Average | 165 | 163 |
| 5 | 15600.00 | 57.44 | 74.00 | -16.56 | 41.44 | 16.00 | Peak | 165 | 163 |

Note 1: Emission Level (dBuV/m) = SA Reading (dBuV/m) + Factor* (dB)

*Factor includes antenna factor , cable loss and amplifier gain

Note 2: Margin (dB) = Emission level (dBuV/m) – Limit (dBuV/m).

| | | | |
|---------------------|------------|-------------------------|------|
| Modulation | 11a | Test Freq. (MHz) | 5240 |
| Polarization | Horizontal | | |



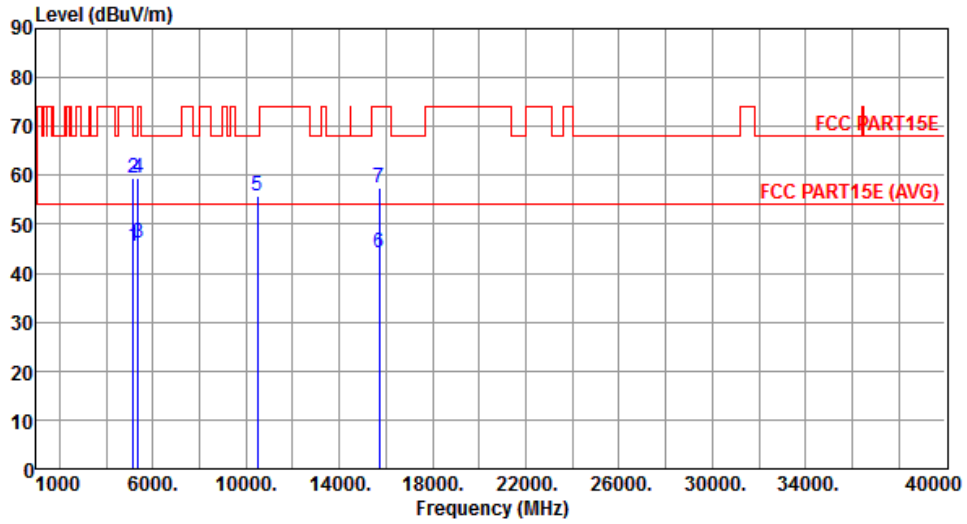
| | Freq. MHz | Emission level dBuV/m | Limit dBuV/m | Margin dB | SA reading dBuV | Factor dB | Remark | ANT High cm | Turn Table deg |
|---|--------------|-----------------------------|-----------------|--------------|-----------------------|--------------|---------|-------------------|----------------------|
| 1 | 5150.00 | 45.83 | 54.00 | -8.17 | 39.96 | 5.87 | Average | 100 | 180 |
| 2 | 5150.00 | 59.18 | 74.00 | -14.82 | 53.31 | 5.87 | Peak | 100 | 180 |
| 3 | 5350.00 | 46.34 | 54.00 | -7.66 | 40.13 | 6.21 | Average | 100 | 180 |
| 4 | 5350.00 | 59.75 | 74.00 | -14.25 | 53.54 | 6.21 | Peak | 100 | 180 |
| 5 | 10480.00 | 60.05 | 68.20 | -8.15 | 44.69 | 15.36 | Peak | 100 | 100 |
| 6 | 15720.00 | 44.08 | 54.00 | -9.92 | 28.22 | 15.86 | Average | 100 | 152 |
| 7 | 15720.00 | 57.20 | 74.00 | -16.80 | 41.34 | 15.86 | Peak | 100 | 152 |

Note 1: Emission Level (dBuV/m) = SA Reading (dBuV/m) + Factor* (dB)

*Factor includes antenna factor , cable loss and amplifier gain

Note 2: Margin (dB) = Emission level (dBuV/m) – Limit (dBuV/m).

| | | | |
|---------------------|----------|-------------------------|------|
| Modulation | 11a | Test Freq. (MHz) | 5240 |
| Polarization | Vertical | | |



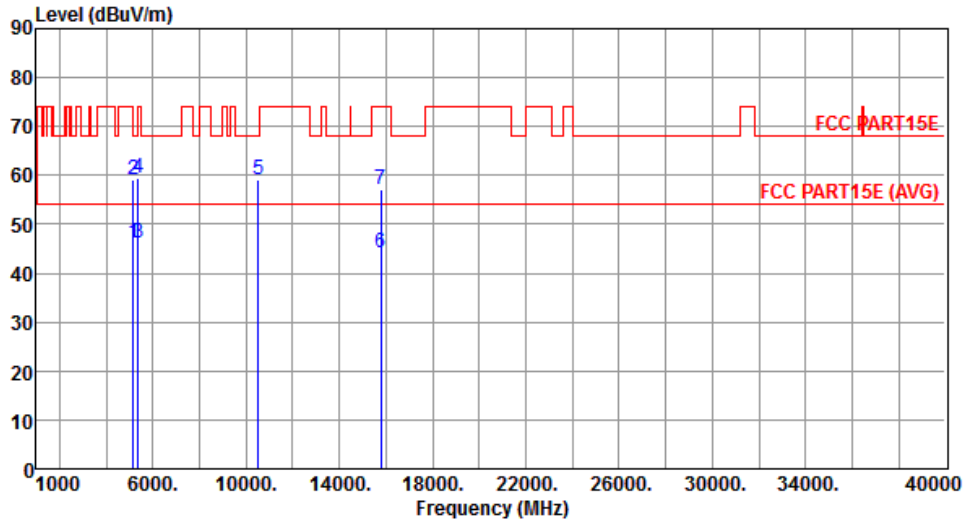
| | Freq. MHz | Emission level dBuV/m | Limit dBuV/m | Margin dB | SA reading dBuV | Factor dB | Remark | ANT High cm | Turn Table deg |
|---|--------------|-----------------------------|-----------------|--------------|-----------------------|--------------|---------|-------------------|----------------------|
| 1 | 5150.00 | 45.55 | 54.00 | -8.45 | 39.68 | 5.87 | Average | 105 | 281 |
| 2 | 5150.00 | 59.31 | 74.00 | -14.69 | 53.44 | 5.87 | Peak | 105 | 281 |
| 3 | 5350.00 | 46.24 | 54.00 | -7.76 | 40.03 | 6.21 | Average | 105 | 281 |
| 4 | 5350.00 | 59.43 | 74.00 | -14.57 | 53.22 | 6.21 | Peak | 105 | 281 |
| 5 | 10480.00 | 55.75 | 68.20 | -12.45 | 40.39 | 15.36 | Peak | 142 | 239 |
| 6 | 15720.00 | 44.15 | 54.00 | -9.85 | 28.29 | 15.86 | Average | 162 | 173 |
| 7 | 15720.00 | 57.49 | 74.00 | -16.51 | 41.63 | 15.86 | Peak | 162 | 173 |

Note 1: Emission Level (dBuV/m) = SA Reading (dBuV/m) + Factor* (dB)

*Factor includes antenna factor , cable loss and amplifier gain

Note 2: Margin (dB) = Emission level (dBuV/m) – Limit (dBuV/m).

| | | | |
|---------------------|------------|-------------------------|------|
| Modulation | 11a | Test Freq. (MHz) | 5260 |
| Polarization | Horizontal | | |



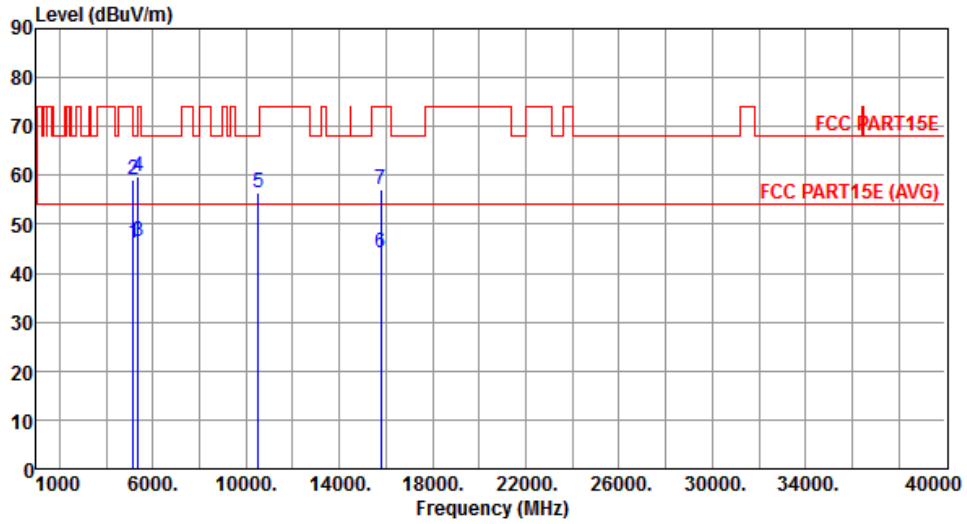
| | Freq. MHz | Emission level dBuV/m | Limit dBuV/m | Margin dB | SA reading dBuV | Factor dB | Remark | ANT High cm | Turn Table deg |
|---|--------------|-----------------------------|-----------------|--------------|-----------------------|--------------|---------|-------------------|----------------------|
| 1 | 5150.00 | 46.20 | 54.00 | -7.80 | 40.33 | 5.87 | Average | 100 | 282 |
| 2 | 5150.00 | 59.03 | 74.00 | -14.97 | 53.16 | 5.87 | Peak | 100 | 282 |
| 3 | 5350.00 | 46.24 | 54.00 | -7.76 | 40.03 | 6.21 | Average | 100 | 282 |
| 4 | 5350.00 | 59.59 | 74.00 | -14.41 | 53.38 | 6.21 | Peak | 100 | 290 |
| 5 | 10520.00 | 59.01 | 68.20 | -9.19 | 43.60 | 15.41 | Peak | 100 | 115 |
| 6 | 15780.00 | 44.09 | 54.00 | -9.91 | 28.31 | 15.78 | Average | 100 | 152 |
| 7 | 15780.00 | 57.15 | 74.00 | -16.85 | 41.37 | 15.78 | Peak | 100 | 152 |

Note 1: Emission Level (dBuV/m) = SA Reading (dBuV/m) + Factor* (dB)

*Factor includes antenna factor , cable loss and amplifier gain

Note 2: Margin (dB) = Emission level (dBuV/m) – Limit (dBuV/m).

| | | | |
|---------------------|----------|-------------------------|------|
| Modulation | 11a | Test Freq. (MHz) | 5260 |
| Polarization | Vertical | | |



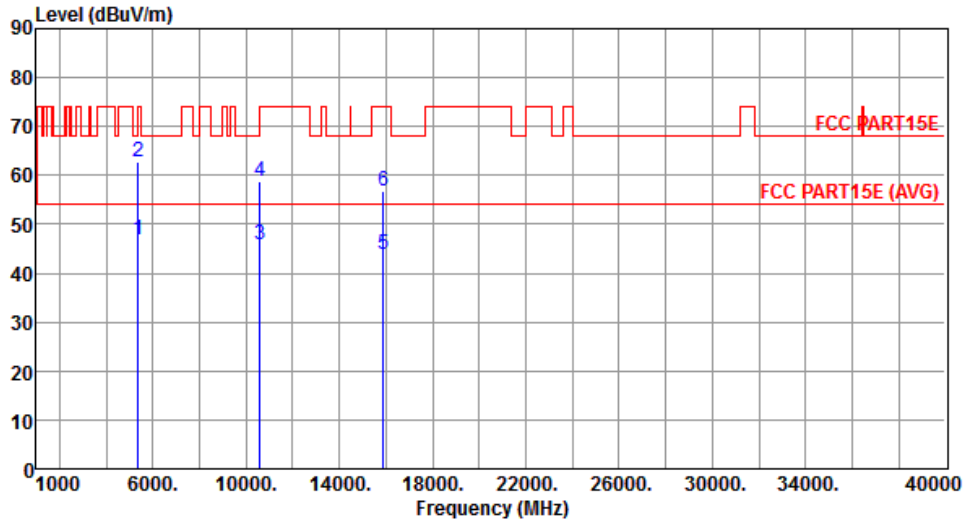
| | Freq. MHz | Emission level dBuV/m | Limit dBuV/m | Margin dB | SA reading dBuV | Factor dB | Remark | ANT High cm | Turn Table deg |
|---|--------------|-----------------------------|-----------------|--------------|-----------------------|--------------|---------|-------------------|----------------------|
| 1 | 5150.00 | 46.15 | 54.00 | -7.85 | 40.28 | 5.87 | Average | 100 | 115 |
| 2 | 5150.00 | 58.98 | 74.00 | -15.02 | 53.11 | 5.87 | Peak | 100 | 115 |
| 3 | 5350.00 | 46.60 | 54.00 | -7.40 | 40.39 | 6.21 | Average | 100 | 115 |
| 4 | 5350.00 | 59.63 | 74.00 | -14.37 | 53.42 | 6.21 | Peak | 100 | 115 |
| 5 | 10520.00 | 56.32 | 68.20 | -11.88 | 40.91 | 15.41 | Peak | 100 | 322 |
| 6 | 15780.00 | 44.12 | 54.00 | -9.88 | 28.34 | 15.78 | Average | 100 | 136 |
| 7 | 15780.00 | 57.23 | 74.00 | -16.77 | 41.45 | 15.78 | Peak | 100 | 136 |

Note 1: Emission Level (dBuV/m) = SA Reading (dBuV/m) + Factor* (dB)

*Factor includes antenna factor , cable loss and amplifier gain

Note 2: Margin (dB) = Emission level (dBuV/m) – Limit (dBuV/m).

| | | | |
|---------------------|------------|-------------------------|------|
| Modulation | 11a | Test Freq. (MHz) | 5300 |
| Polarization | Horizontal | | |



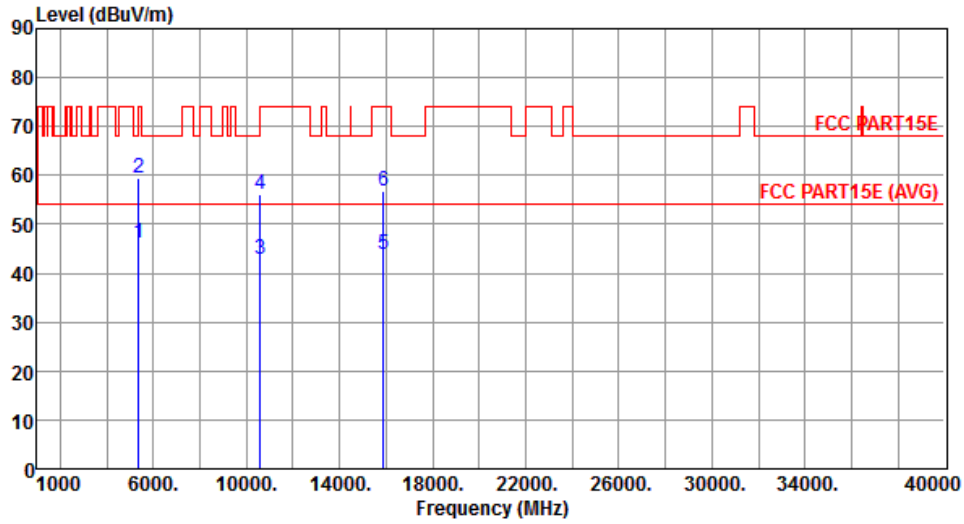
| | Freq. MHz | Emission level dBuV/m | Limit dBuV/m | Margin dB | SA reading dBuV | Factor dB | Remark | ANT High cm | Turn Table deg |
|---|--------------|-----------------------------|-----------------|--------------|-----------------------|--------------|---------|-------------------|----------------------|
| 1 | 5350.00 | 46.93 | 54.00 | -7.07 | 40.72 | 6.21 | Average | 100 | 289 |
| 2 | 5350.00 | 62.68 | 74.00 | -11.32 | 56.47 | 6.21 | Peak | 100 | 289 |
| 3 | 10600.00 | 45.69 | 54.00 | -8.31 | 30.23 | 15.46 | Average | 100 | 117 |
| 4 | 10600.00 | 58.86 | 74.00 | -15.14 | 43.40 | 15.46 | Peak | 100 | 117 |
| 5 | 15900.00 | 43.98 | 54.00 | -10.02 | 28.34 | 15.64 | Average | 100 | 155 |
| 6 | 15900.00 | 56.92 | 74.00 | -17.08 | 41.28 | 15.64 | Peak | 100 | 155 |

Note 1: Emission Level (dBuV/m) = SA Reading (dBuV/m) + Factor* (dB)

*Factor includes antenna factor , cable loss and amplifier gain

Note 2: Margin (dB) = Emission level (dBuV/m) – Limit (dBuV/m).

| | | | |
|---------------------|----------|-------------------------|------|
| Modulation | 11a | Test Freq. (MHz) | 5300 |
| Polarization | Vertical | | |



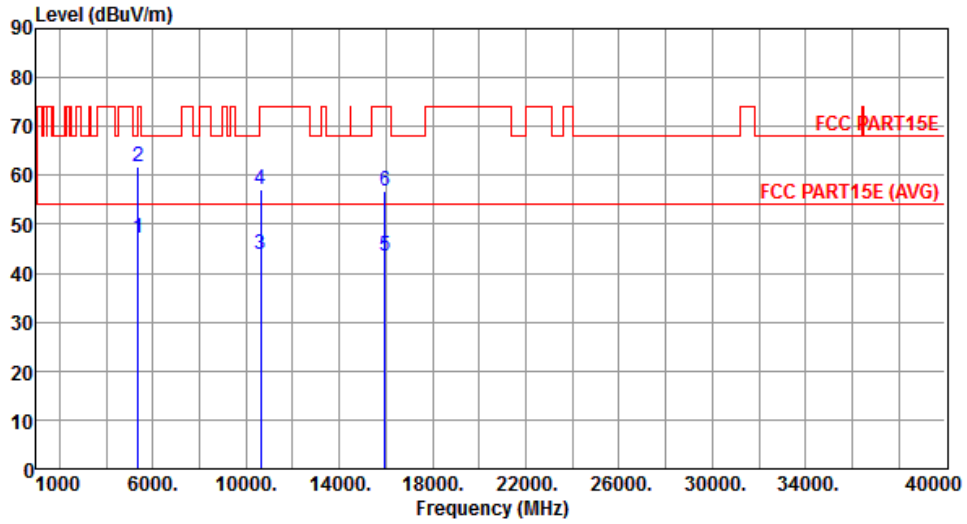
| | Freq. MHz | Emission level dBuV/m | Limit dBuV/m | Margin dB | SA reading dBuV | Factor dB | Remark | ANT High cm | Turn Table deg |
|---|--------------|-----------------------------|-----------------|--------------|-----------------------|--------------|---------|-------------------|----------------------|
| 1 | 5350.00 | 46.32 | 54.00 | -7.68 | 40.11 | 6.21 | Average | 100 | 117 |
| 2 | 5350.00 | 59.60 | 74.00 | -14.40 | 53.39 | 6.21 | Peak | 100 | 117 |
| 3 | 10600.00 | 42.99 | 54.00 | -11.01 | 27.53 | 15.46 | Average | 100 | 325 |
| 4 | 10600.00 | 56.11 | 74.00 | -17.89 | 40.65 | 15.46 | Peak | 100 | 325 |
| 5 | 15900.00 | 43.99 | 54.00 | -10.01 | 28.35 | 15.64 | Average | 100 | 122 |
| 6 | 15900.00 | 56.91 | 74.00 | -17.09 | 41.27 | 15.64 | Peak | 100 | 122 |

Note 1: Emission Level (dBuV/m) = SA Reading (dBuV/m) + Factor* (dB)

*Factor includes antenna factor , cable loss and amplifier gain

Note 2: Margin (dB) = Emission level (dBuV/m) – Limit (dBuV/m).

| | | | |
|---------------------|------------|-------------------------|------|
| Modulation | 11a | Test Freq. (MHz) | 5320 |
| Polarization | Horizontal | | |



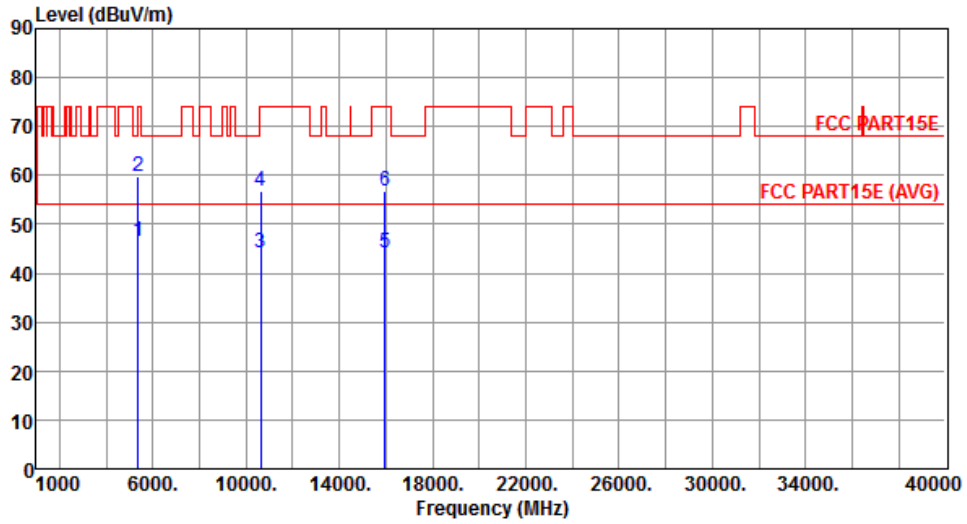
| | Freq. MHz | Emission level dBuV/m | Limit dBuV/m | Margin dB | SA reading dBuV | Factor dB | Remark | ANT High cm | Turn Table deg |
|---|--------------|-----------------------------|-----------------|--------------|-----------------------|--------------|---------|-------------------|----------------------|
| 1 | 5350.00 | 47.17 | 54.00 | -6.83 | 40.96 | 6.21 | Average | 100 | 294 |
| 2 | 5350.00 | 61.81 | 74.00 | -12.19 | 55.60 | 6.21 | Peak | 100 | 294 |
| 3 | 10640.00 | 43.99 | 54.00 | -10.01 | 28.50 | 15.49 | Average | 166 | 223 |
| 4 | 10640.00 | 56.96 | 74.00 | -17.04 | 41.47 | 15.49 | Peak | 166 | 223 |
| 5 | 15960.00 | 43.67 | 54.00 | -10.33 | 28.10 | 15.57 | Average | 182 | 168 |
| 6 | 15960.00 | 56.94 | 74.00 | -17.06 | 41.37 | 15.57 | Peak | 182 | 168 |

Note 1: Emission Level (dBuV/m) = SA Reading (dBuV/m) + Factor* (dB)

*Factor includes antenna factor , cable loss and amplifier gain

Note 2: Margin (dB) = Emission level (dBuV/m) – Limit (dBuV/m).

| | | | |
|---------------------|----------|-------------------------|------|
| Modulation | 11a | Test Freq. (MHz) | 5320 |
| Polarization | Vertical | | |



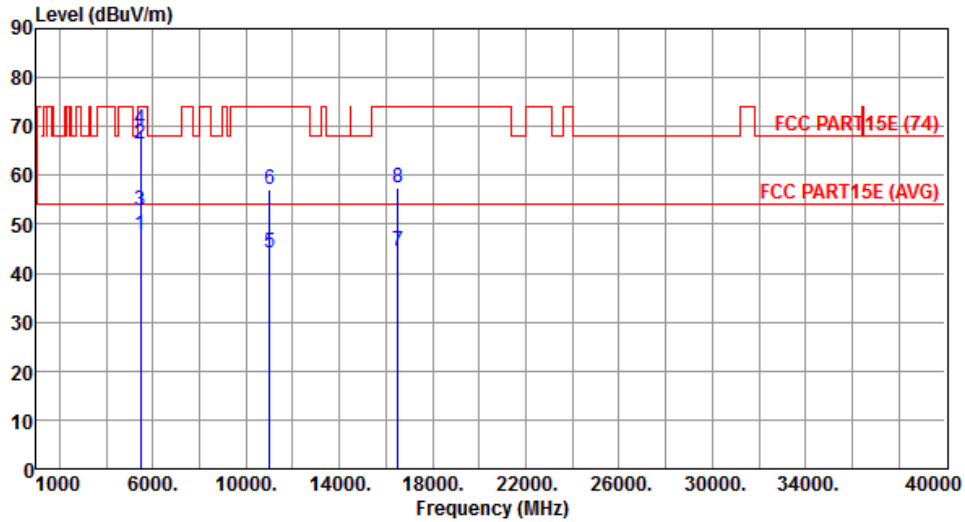
| | Freq. MHz | Emission level dBuV/m | Limit dBuV/m | Margin dB | SA reading dBuV | Factor dB | Remark | ANT High cm | Turn Table deg |
|---|--------------|-----------------------------|-----------------|--------------|-----------------------|--------------|---------|-------------------|----------------------|
| 1 | 5350.00 | 46.42 | 54.00 | -7.58 | 40.21 | 6.21 | Average | 102 | 115 |
| 2 | 5350.00 | 59.70 | 74.00 | -14.30 | 53.49 | 6.21 | Peak | 102 | 115 |
| 3 | 10640.00 | 44.02 | 54.00 | -9.98 | 28.53 | 15.49 | Average | 100 | 143 |
| 4 | 10640.00 | 56.76 | 74.00 | -17.24 | 41.27 | 15.49 | Peak | 100 | 143 |
| 5 | 15960.00 | 44.01 | 54.00 | -9.99 | 28.44 | 15.57 | Average | 100 | 168 |
| 6 | 15960.00 | 56.80 | 74.00 | -17.20 | 41.23 | 15.57 | Peak | 100 | 168 |

Note 1: Emission Level (dBuV/m) = SA Reading (dBuV/m) + Factor* (dB)

*Factor includes antenna factor , cable loss and amplifier gain

Note 2: Margin (dB) = Emission level (dBuV/m) – Limit (dBuV/m).

| | | | |
|---------------------|------------|-------------------------|------|
| Modulation | 11a | Test Freq. (MHz) | 5500 |
| Polarization | Horizontal | | |



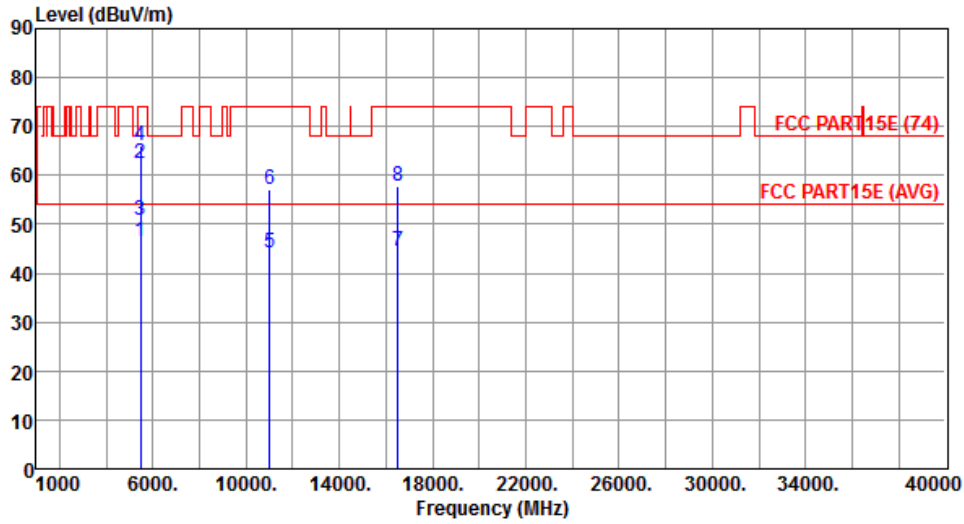
| | Freq. MHz | Emission level dBuV/m | Limit dBuV/m | Margin dB | SA reading dBuV | Factor dB | Remark | ANT High cm | Turn Table deg |
|---|--------------|-----------------------------|-----------------|--------------|-----------------------|--------------|---------|-------------------|----------------------|
| 1 | 5460.00 | 47.81 | 54.00 | -6.19 | 41.45 | 6.36 | Average | 100 | 296 |
| 2 | 5460.00 | 66.44 | 74.00 | -7.56 | 60.08 | 6.36 | Peak | 100 | 296 |
| 3 | 5470.00 | 52.70 | 54.00 | -1.30 | 46.33 | 6.37 | Average | 100 | 296 |
| 4 | 5470.00 | 69.37 | 74.00 | -4.63 | 63.00 | 6.37 | Peak | 100 | 296 |
| 5 | 11000.00 | 44.14 | 54.00 | -9.86 | 28.40 | 15.74 | Average | 132 | 133 |
| 6 | 11000.00 | 57.01 | 74.00 | -16.99 | 41.27 | 15.74 | Peak | 132 | 133 |
| 7 | 16500.00 | 44.56 | 54.00 | -9.44 | 28.53 | 16.03 | Average | 168 | 163 |
| 8 | 16500.00 | 57.40 | 74.00 | -16.60 | 41.37 | 16.03 | Peak | 168 | 163 |

Note 1: Emission Level (dBuV/m) = SA Reading (dBuV/m) + Factor* (dB)

*Factor includes antenna factor, cable loss and amplifier gain

Note 2: Margin (dB) = Emission level (dBuV/m) – Limit (dBuV/m).

| | | | |
|---------------------|----------|-------------------------|------|
| Modulation | 11a | Test Freq. (MHz) | 5500 |
| Polarization | Vertical | | |



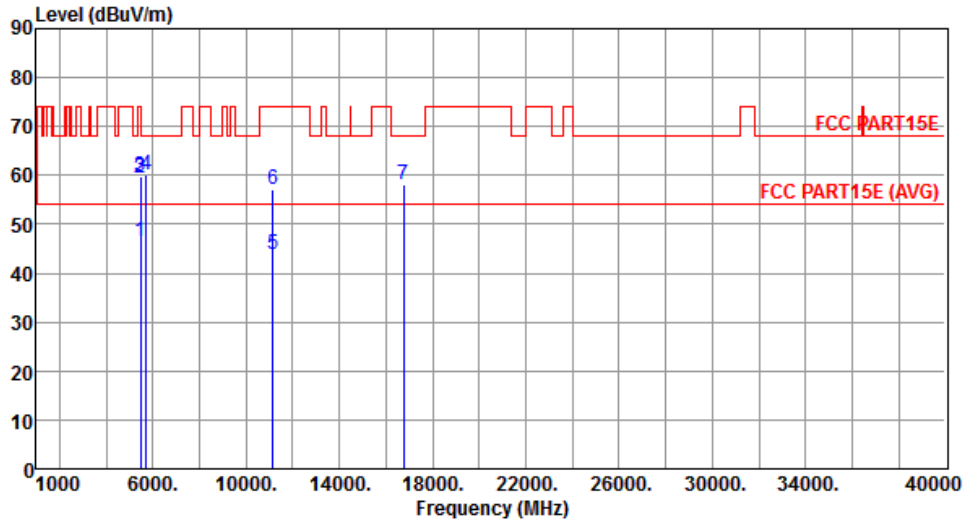
| | Freq. MHz | Emission level dBuV/m | Limit dBuV/m | Margin dB | SA reading dBuV | Factor dB | Remark | ANT High cm | Turn Table deg |
|---|--------------|-----------------------------|-----------------|--------------|-----------------------|--------------|---------|-------------------|----------------------|
| 1 | 5460.00 | 46.58 | 54.00 | -7.42 | 40.22 | 6.36 | Average | 100 | 261 |
| 2 | 5460.00 | 62.48 | 74.00 | -11.52 | 56.12 | 6.36 | Peak | 100 | 261 |
| 3 | 5470.00 | 50.69 | 54.00 | -3.31 | 44.32 | 6.37 | Average | 100 | 261 |
| 4 | 5470.00 | 65.95 | 74.00 | -8.05 | 59.58 | 6.37 | Peak | 100 | 261 |
| 5 | 11000.00 | 44.30 | 54.00 | -9.70 | 28.56 | 15.74 | Average | 100 | 138 |
| 6 | 11000.00 | 56.99 | 74.00 | -17.01 | 41.25 | 15.74 | Peak | 100 | 138 |
| 7 | 16500.00 | 44.47 | 54.00 | -9.53 | 28.44 | 16.03 | Average | 122 | 147 |
| 8 | 16500.00 | 57.64 | 74.00 | -16.36 | 41.61 | 16.03 | Peak | 122 | 147 |

Note 1: Emission Level (dBuV/m) = SA Reading (dBuV/m) + Factor* (dB)

*Factor includes antenna factor , cable loss and amplifier gain

Note 2: Margin (dB) = Emission level (dBuV/m) – Limit (dBuV/m).

| | | | |
|---------------------|------------|-------------------------|------|
| Modulation | 11a | Test Freq. (MHz) | 5580 |
| Polarization | Horizontal | | |



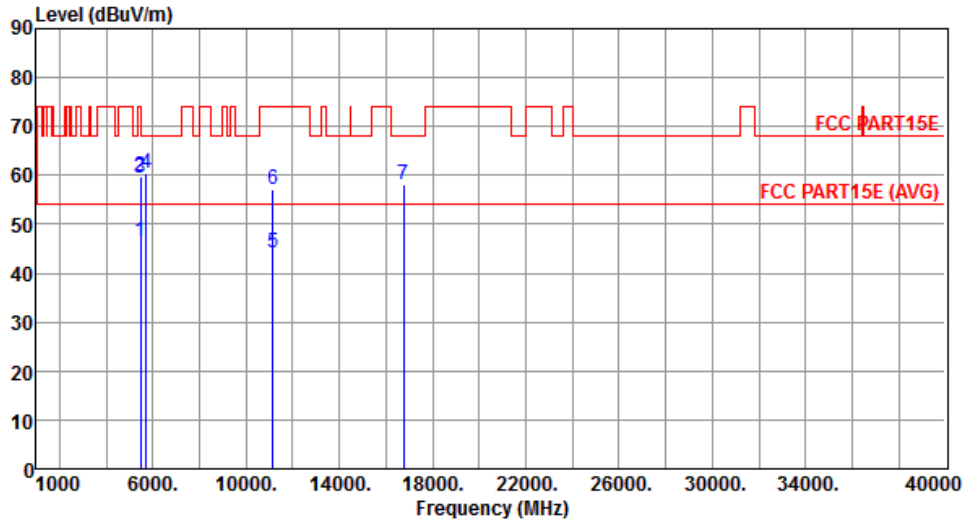
| | Freq. MHz | Emission level dBuV/m | Limit dBuV/m | Margin dB | SA reading dBuV | Factor dB | Remark | ANT High cm | Turn Table deg |
|---|--------------|-----------------------------|-----------------|--------------|-----------------------|--------------|---------|-------------------|----------------------|
| 1 | 5460.00 | 46.52 | 54.00 | -7.48 | 40.16 | 6.36 | Average | 100 | 299 |
| 2 | 5460.00 | 59.57 | 74.00 | -14.43 | 53.21 | 6.36 | Peak | 100 | 299 |
| 3 | 5470.00 | 59.70 | 68.20 | -8.50 | 53.33 | 6.37 | Peak | 100 | 299 |
| 4 | 5725.00 | 60.18 | 68.20 | -8.02 | 53.35 | 6.83 | Peak | 100 | 299 |
| 5 | 11160.00 | 43.87 | 54.00 | -10.13 | 28.04 | 15.83 | Average | 100 | 52 |
| 6 | 11160.00 | 57.08 | 74.00 | -16.92 | 41.25 | 15.83 | Peak | 100 | 52 |
| 7 | 16740.00 | 58.22 | 68.20 | -9.98 | 41.42 | 16.80 | Peak | 100 | 166 |

Note 1: Emission Level (dBuV/m) = SA Reading (dBuV/m) + Factor* (dB)

*Factor includes antenna factor , cable loss and amplifier gain

Note 2: Margin (dB) = Emission level (dBuV/m) – Limit (dBuV/m).

| | | | |
|---------------------|----------|-------------------------|------|
| Modulation | 11a | Test Freq. (MHz) | 5580 |
| Polarization | Vertical | | |



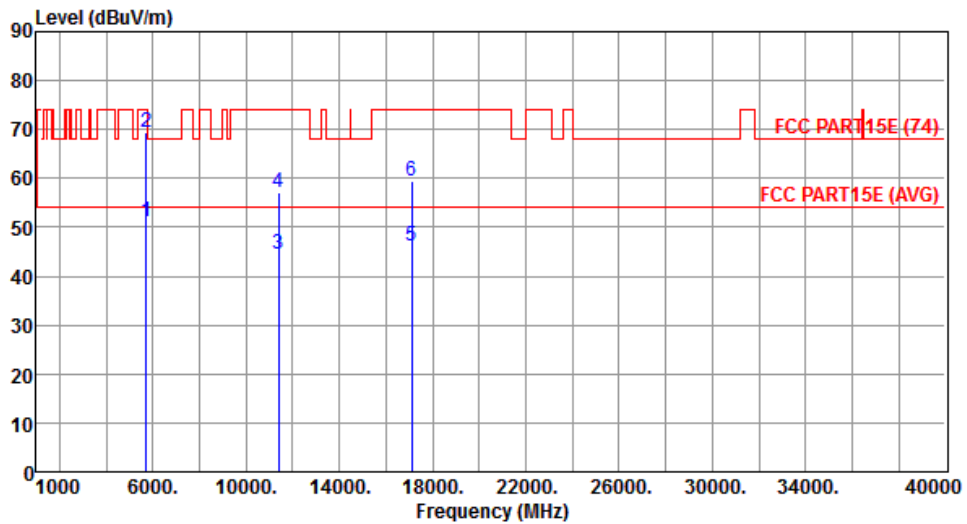
| | Freq. MHz | Emission level dBuV/m | Limit dBuV/m | Margin dB | SA reading dBuV | Factor dB | Remark | ANT High cm | Turn Table deg |
|---|--------------|-----------------------------|-----------------|--------------|-----------------------|--------------|---------|-------------------|----------------------|
| 1 | 5460.00 | 46.38 | 54.00 | -7.62 | 40.02 | 6.36 | Average | 273 | 263 |
| 2 | 5460.00 | 59.69 | 74.00 | -14.31 | 53.33 | 6.36 | Peak | 273 | 263 |
| 3 | 5470.00 | 59.49 | 68.20 | -8.71 | 53.12 | 6.37 | Peak | 273 | 263 |
| 4 | 5725.00 | 60.49 | 68.20 | -7.71 | 53.66 | 6.83 | Peak | 273 | 263 |
| 5 | 11160.00 | 44.07 | 54.00 | -9.93 | 28.24 | 15.83 | Average | 100 | 168 |
| 6 | 11160.00 | 57.18 | 74.00 | -16.82 | 41.35 | 15.83 | Peak | 100 | 168 |
| 7 | 16740.00 | 58.23 | 68.20 | -9.97 | 41.43 | 16.80 | Peak | 100 | 213 |

Note 1: Emission Level (dBuV/m) = SA Reading (dBuV/m) + Factor* (dB)

*Factor includes antenna factor , cable loss and amplifier gain

Note 2: Margin (dB) = Emission level (dBuV/m) – Limit (dBuV/m).

| | | | |
|---------------------|------------|-------------------------|------|
| Modulation | 11a | Test Freq. (MHz) | 5700 |
| Polarization | Horizontal | | |



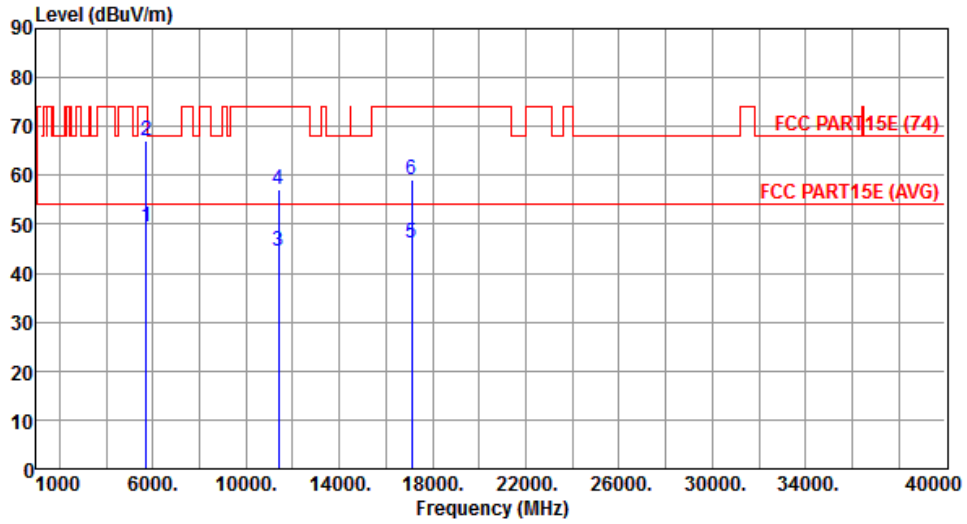
| | Freq. MHz | Emission level dBuV/m | Limit dBuV/m | Margin dB | SA reading dBuV | Factor dB | Remark | ANT High cm | Turn Table deg |
|---|--------------|-----------------------------|-----------------|--------------|-----------------------|--------------|---------|-------------------|----------------------|
| 1 | 5725.00 | 51.31 | 54.00 | -2.69 | 44.48 | 6.83 | Average | 103 | 243 |
| 2 | 5725.00 | 69.53 | 74.00 | -4.47 | 62.70 | 6.83 | Peak | 103 | 243 |
| 3 | 11400.00 | 44.49 | 54.00 | -9.51 | 28.53 | 15.96 | Average | 155 | 168 |
| 4 | 11400.00 | 57.24 | 74.00 | -16.76 | 41.28 | 15.96 | Peak | 155 | 168 |
| 5 | 17100.00 | 46.19 | 54.00 | -7.81 | 28.23 | 17.96 | Average | 163 | 144 |
| 6 | 17100.00 | 59.41 | 74.00 | -14.59 | 41.45 | 17.96 | Peak | 163 | 144 |

Note 1: Emission Level (dBuV/m) = SA Reading (dBuV/m) + Factor* (dB)

*Factor includes antenna factor , cable loss and amplifier gain

Note 2: Margin (dB) = Emission level (dBuV/m) – Limit (dBuV/m).

| | | | |
|---------------------|----------|-------------------------|------|
| Modulation | 11a | Test Freq. (MHz) | 5700 |
| Polarization | Vertical | | |



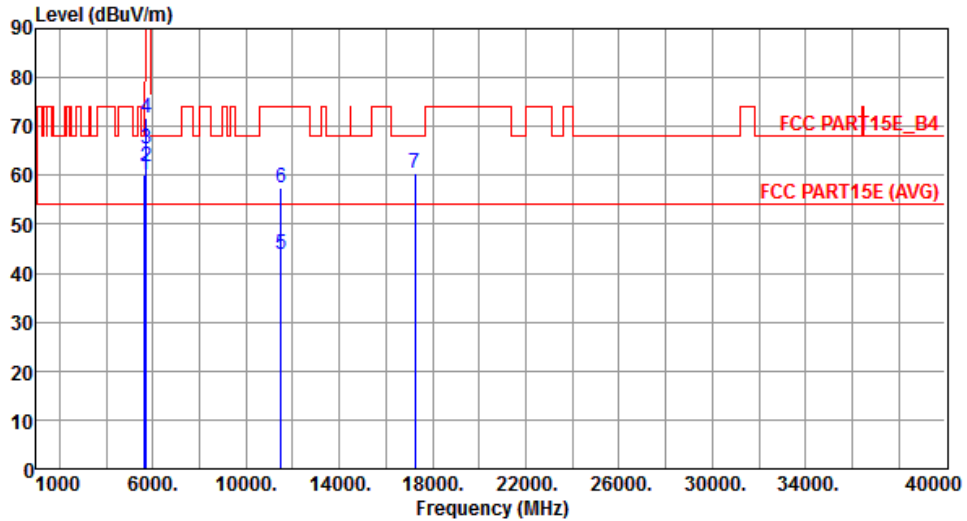
| | Freq. MHz | Emission level dBuV/m | Limit dBuV/m | Margin dB | SA reading dBuV | Factor dB | Remark | ANT High cm | Turn Table deg |
|---|--------------|-----------------------------|-----------------|--------------|-----------------------|--------------|---------|-------------------|----------------------|
| 1 | 5725.00 | 49.44 | 54.00 | -4.56 | 42.61 | 6.83 | Average | 211 | 275 |
| 2 | 5725.00 | 67.14 | 74.00 | -6.86 | 60.31 | 6.83 | Peak | 211 | 275 |
| 3 | 11400.00 | 44.49 | 54.00 | -9.51 | 28.53 | 15.96 | Average | 155 | 216 |
| 4 | 11400.00 | 57.17 | 74.00 | -16.83 | 41.21 | 15.96 | Peak | 155 | 216 |
| 5 | 17100.00 | 46.08 | 54.00 | -7.92 | 28.12 | 17.96 | Average | 138 | 145 |
| 6 | 17100.00 | 59.24 | 74.00 | -14.76 | 41.28 | 17.96 | Peak | 138 | 145 |

Note 1: Emission Level (dBuV/m) = SA Reading (dBuV/m) + Factor* (dB)

*Factor includes antenna factor , cable loss and amplifier gain

Note 2: Margin (dB) = Emission level (dBuV/m) – Limit (dBuV/m).

| | | | |
|---------------------|------------|-------------------------|------|
| Modulation | 11a | Test Freq. (MHz) | 5745 |
| Polarization | Horizontal | | |



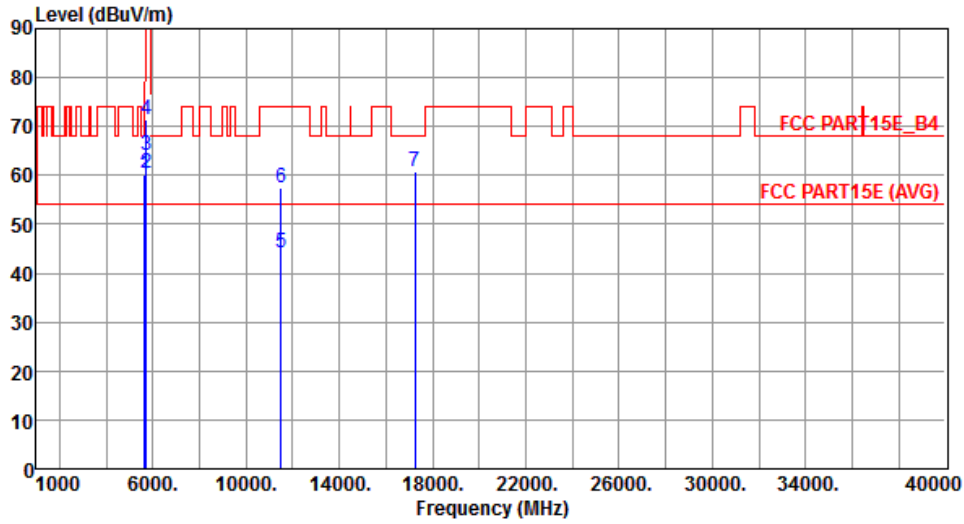
| | Freq. MHz | Emission level dBuV/m | Limit dBuV/m | Margin dB | SA reading dBuV | Factor dB | Remark | ANT High cm | Turn Table deg |
|---|--------------|-----------------------------|-----------------|--------------|-----------------------|--------------|---------|-------------------|----------------------|
| 1 | 5650.00 | 60.16 | 68.20 | -8.04 | 53.53 | 6.63 | Peak | 100 | 244 |
| 2 | 5700.00 | 61.89 | 105.20 | -43.31 | 55.12 | 6.77 | Peak | 100 | 244 |
| 3 | 5720.00 | 65.43 | 110.80 | -45.37 | 58.61 | 6.82 | Peak | 100 | 244 |
| 4 | 5725.00 | 71.61 | 122.20 | -50.59 | 64.78 | 6.83 | Peak | 100 | 244 |
| 5 | 11490.00 | 43.95 | 54.00 | -10.05 | 27.94 | 16.01 | Average | 100 | 166 |
| 6 | 11490.00 | 57.54 | 74.00 | -16.46 | 41.53 | 16.01 | Peak | 100 | 166 |
| 7 | 17235.00 | 60.37 | 68.20 | -7.83 | 41.94 | 18.43 | Peak | 100 | 216 |

Note 1: Emission Level (dBuV/m) = SA Reading (dBuV/m) + Factor* (dB)

*Factor includes antenna factor , cable loss and amplifier gain

Note 2: Margin (dB) = Emission level (dBuV/m) – Limit (dBuV/m).

| | | | |
|---------------------|----------|-------------------------|------|
| Modulation | 11a | Test Freq. (MHz) | 5745 |
| Polarization | Vertical | | |



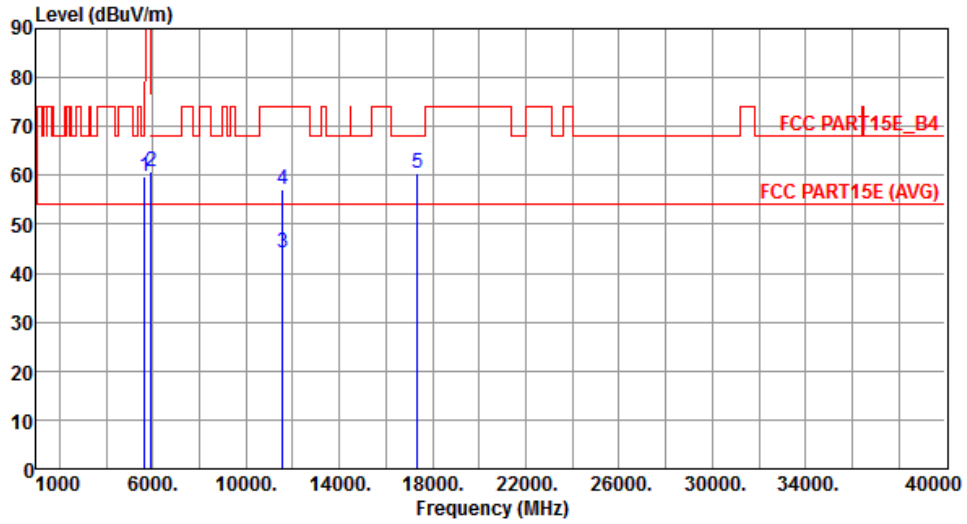
| | Freq. MHz | Emission level dBuV/m | Limit dBuV/m | Margin dB | SA reading dBuV | Factor dB | Remark | ANT High cm | Turn Table deg |
|---|--------------|-----------------------------|-----------------|--------------|-----------------------|--------------|---------|-------------------|----------------------|
| 1 | 5650.00 | 59.96 | 68.20 | -8.24 | 53.33 | 6.63 | Peak | 184 | 271 |
| 2 | 5700.00 | 60.29 | 105.20 | -44.91 | 53.52 | 6.77 | Peak | 184 | 271 |
| 3 | 5720.00 | 64.24 | 110.80 | -46.56 | 57.42 | 6.82 | Peak | 184 | 271 |
| 4 | 5725.00 | 71.37 | 122.20 | -50.83 | 64.54 | 6.83 | Peak | 184 | 271 |
| 5 | 11490.00 | 44.06 | 54.00 | -9.94 | 28.05 | 16.01 | Average | 166 | 138 |
| 6 | 11490.00 | 57.44 | 74.00 | -16.56 | 41.43 | 16.01 | Peak | 166 | 138 |
| 7 | 17235.00 | 60.83 | 68.20 | -7.37 | 42.40 | 18.43 | Peak | 172 | 156 |

Note 1: Emission Level (dBuV/m) = SA Reading (dBuV/m) + Factor* (dB)

*Factor includes antenna factor , cable loss and amplifier gain

Note 2: Margin (dB) = Emission level (dBuV/m) – Limit (dBuV/m).

| | | | |
|---------------------|------------|-------------------------|------|
| Modulation | 11a | Test Freq. (MHz) | 5785 |
| Polarization | Horizontal | | |



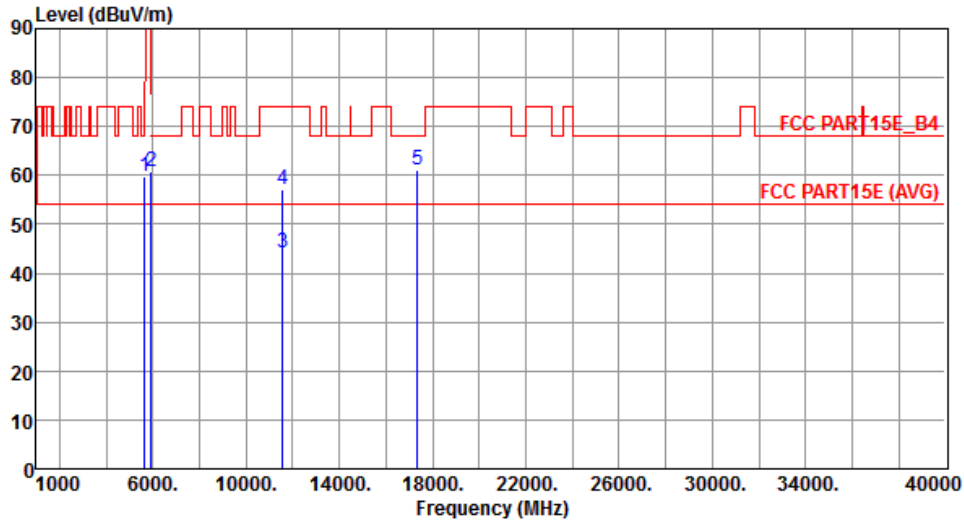
| | Freq. MHz | Emission level dBuV/m | Limit dBuV/m | Margin dB | SA reading dBuV | Factor dB | Remark | ANT High cm | Turn Table deg |
|---|--------------|-----------------------------|-----------------|--------------|-----------------------|--------------|---------|-------------------|----------------------|
| 1 | 5650.00 | 59.91 | 68.20 | -8.29 | 53.28 | 6.63 | Peak | 100 | 243 |
| 2 | 5925.00 | 60.89 | 68.20 | -7.31 | 53.55 | 7.34 | Peak | 100 | 243 |
| 3 | 11570.00 | 44.16 | 54.00 | -9.84 | 28.27 | 15.89 | Average | 100 | 162 |
| 4 | 11570.00 | 57.27 | 74.00 | -16.73 | 41.38 | 15.89 | Peak | 100 | 162 |
| 5 | 17355.00 | 60.51 | 68.20 | -7.69 | 41.69 | 18.82 | Peak | 100 | 205 |

Note 1: Emission Level (dBuV/m) = SA Reading (dBuV/m) + Factor* (dB)

*Factor includes antenna factor , cable loss and amplifier gain

Note 2: Margin (dB) = Emission level (dBuV/m) – Limit (dBuV/m).

| | | | |
|---------------------|----------|-------------------------|------|
| Modulation | 11a | Test Freq. (MHz) | 5785 |
| Polarization | Vertical | | |



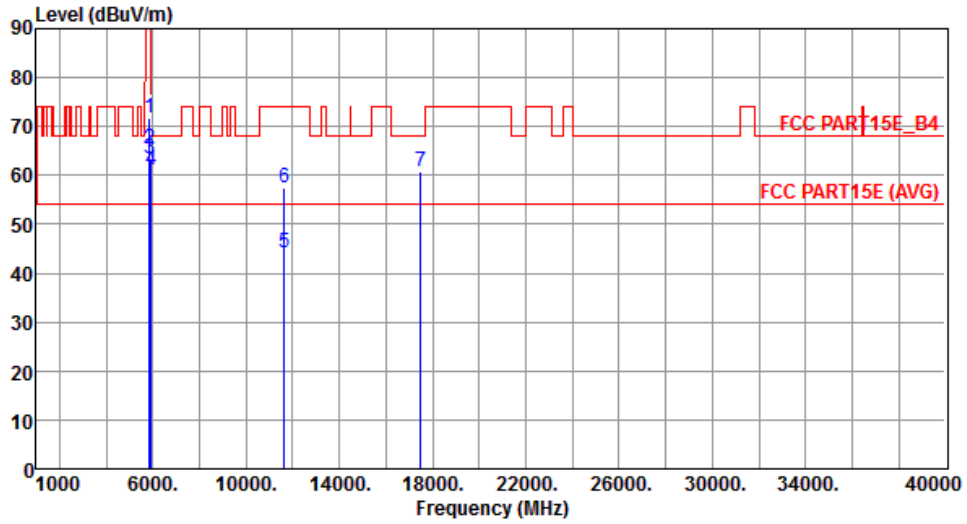
| | Freq. MHz | Emission level dBuV/m | Limit dBuV/m | Margin dB | SA reading dBuV | Factor dB | Remark | ANT High cm | Turn Table deg |
|---|--------------|-----------------------------|-----------------|--------------|-----------------------|--------------|---------|-------------------|----------------------|
| 1 | 5650.00 | 59.87 | 68.20 | -8.33 | 53.24 | 6.63 | Peak | 182 | 270 |
| 2 | 5925.00 | 60.65 | 68.20 | -7.55 | 53.31 | 7.34 | Peak | 182 | 270 |
| 3 | 11570.00 | 44.11 | 54.00 | -9.89 | 28.22 | 15.89 | Average | 165 | 135 |
| 4 | 11570.00 | 57.21 | 74.00 | -16.79 | 41.32 | 15.89 | Peak | 165 | 135 |
| 5 | 17355.00 | 61.04 | 68.20 | -7.16 | 42.22 | 18.82 | Peak | 170 | 155 |

Note 1: Emission Level (dBuV/m) = SA Reading (dBuV/m) + Factor* (dB)

*Factor includes antenna factor , cable loss and amplifier gain

Note 2: Margin (dB) = Emission level (dBuV/m) – Limit (dBuV/m).

| | | | |
|---------------------|------------|-------------------------|------|
| Modulation | 11a | Test Freq. (MHz) | 5825 |
| Polarization | Horizontal | | |



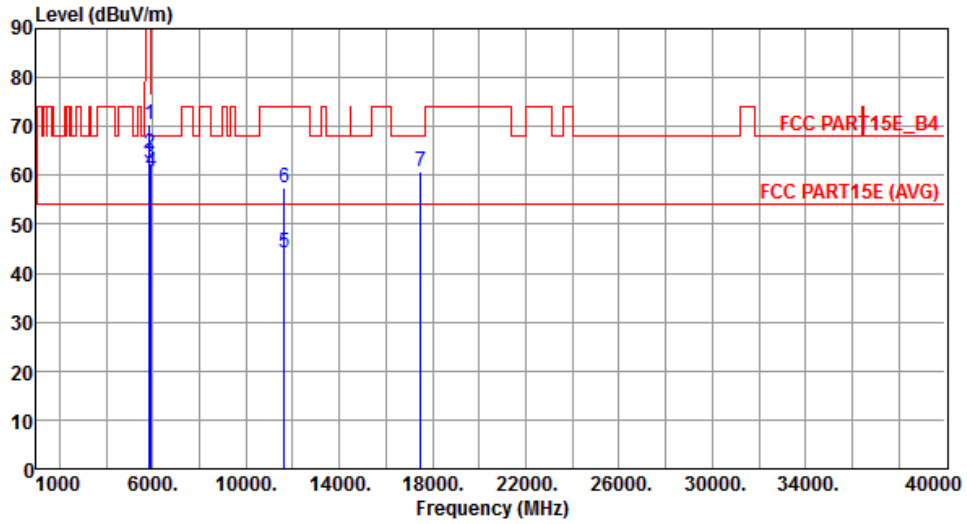
| | Freq. MHz | Emission level dBuV/m | Limit dBuV/m | Margin dB | SA reading dBuV | Factor dB | Remark | ANT High cm | Turn Table deg |
|---|--------------|-----------------------------|-----------------|--------------|-----------------------|--------------|---------|-------------------|----------------------|
| 1 | 5850.00 | 71.89 | 122.20 | -50.31 | 64.73 | 7.16 | Peak | 100 | 243 |
| 2 | 5855.00 | 65.42 | 110.80 | -45.38 | 58.24 | 7.18 | Peak | 100 | 243 |
| 3 | 5875.00 | 63.53 | 105.20 | -41.67 | 56.30 | 7.23 | Peak | 100 | 243 |
| 4 | 5925.00 | 60.96 | 68.20 | -7.24 | 53.62 | 7.34 | Peak | 100 | 243 |
| 5 | 11650.00 | 44.05 | 54.00 | -9.95 | 28.31 | 15.74 | Average | 100 | 162 |
| 6 | 11650.00 | 57.42 | 74.00 | -16.58 | 41.68 | 15.74 | Peak | 100 | 162 |
| 7 | 17475.00 | 60.76 | 68.20 | -7.44 | 41.53 | 19.23 | Peak | 100 | 212 |

Note 1: Emission Level (dBuV/m) = SA Reading (dBuV/m) + Factor* (dB)

*Factor includes antenna factor , cable loss and amplifier gain

Note 2: Margin (dB) = Emission level (dBuV/m) – Limit (dBuV/m).

| | | | |
|---------------------|----------|-------------------------|------|
| Modulation | 11a | Test Freq. (MHz) | 5825 |
| Polarization | Vertical | | |



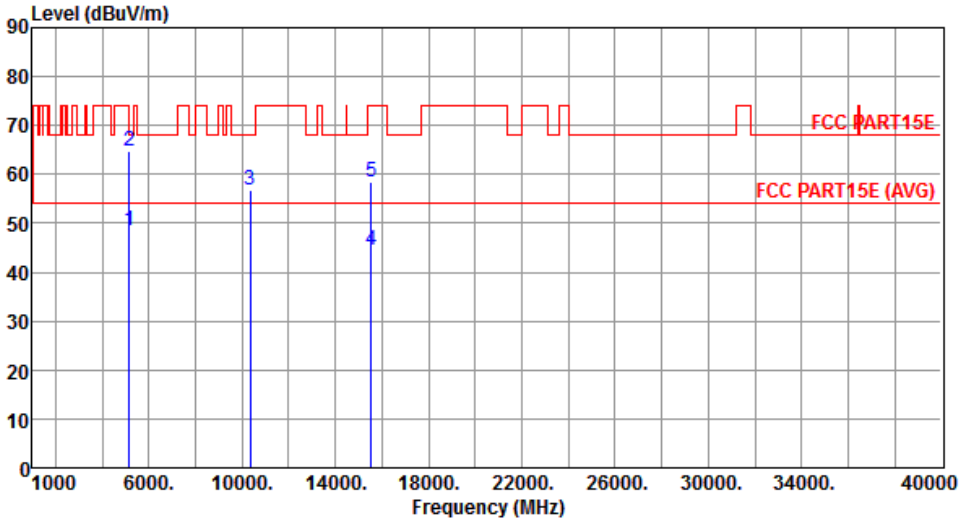
| | Freq. MHz | Emission level dBuV/m | Limit dBuV/m | Margin dB | SA reading dBuV | Factor dB | Remark | ANT High cm | Turn Table deg |
|---|--------------|-----------------------------|-----------------|--------------|-----------------------|--------------|---------|-------------------|----------------------|
| 1 | 5850.00 | 70.53 | 122.20 | -51.67 | 63.37 | 7.16 | Peak | 182 | 270 |
| 2 | 5855.00 | 64.41 | 110.80 | -46.39 | 57.23 | 7.18 | Peak | 182 | 270 |
| 3 | 5875.00 | 62.37 | 105.20 | -42.83 | 55.14 | 7.23 | Peak | 182 | 270 |
| 4 | 5925.00 | 60.67 | 68.20 | -7.53 | 53.33 | 7.34 | Peak | 182 | 270 |
| 5 | 11650.00 | 44.25 | 54.00 | -9.75 | 28.51 | 15.74 | Average | 163 | 135 |
| 6 | 11650.00 | 57.40 | 74.00 | -16.60 | 41.66 | 15.74 | Peak | 163 | 135 |
| 7 | 17475.00 | 60.85 | 68.20 | -7.35 | 41.62 | 19.23 | Peak | 170 | 152 |

Note 1: Emission Level (dBuV/m) = SA Reading (dBuV/m) + Factor* (dB)

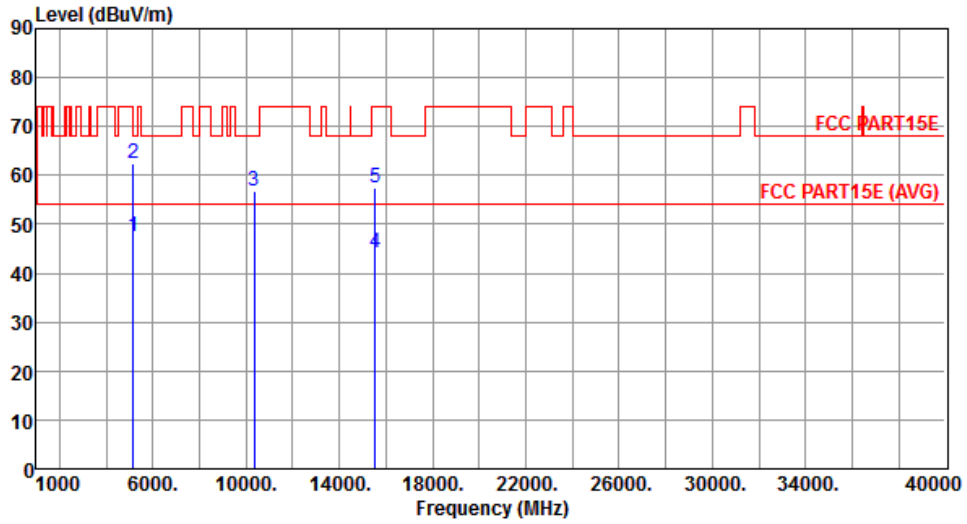
*Factor includes antenna factor , cable loss and amplifier gain

Note 2: Margin (dB) = Emission level (dBuV/m) – Limit (dBuV/m).

3.5.11 Transmitter Radiated Unwanted Emissions (Above 1GHz) for VHT20

| Modulation | VHT20 | Test Freq. (MHz) | 5180 | | | | | | | | | | | | | | | | | | | | | | | | | | | | | | | | | | | | | | | | | | | | | | | | | | | | | | | | | | | | | | | | | | |
|---|--|------------------|----------------|------------|--------|------------|----------|------------|----------|------------|-----|--------|--------|----|------|----|--|----|-----|---|---------|-------|-------|-------|-------|------|---------|-----|-----|---|---------|-------|-------|-------|-------|------|------|-----|-----|---|----------|-------|-------|--------|-------|-------|------|-----|-----|---|----------|-------|-------|-------|-------|-------|---------|-----|-----|---|----------|-------|-------|--------|-------|-------|------|-----|-----|
| Polarization | Horizontal | | | | | | | | | | | | | | | | | | | | | | | | | | | | | | | | | | | | | | | | | | | | | | | | | | | | | | | | | | | | | | | | | | | | |
|  | | | | | | | | | | | | | | | | | | | | | | | | | | | | | | | | | | | | | | | | | | | | | | | | | | | | | | | | | | | | | | | | | | | | | |
| | <table border="1"> <thead> <tr> <th>Freq.</th> <th>Emission level</th> <th>Limit</th> <th>Margin</th> <th>SA reading</th> <th>Factor</th> <th>Remark</th> <th>ANT High</th> <th>Turn Table</th> </tr> <tr> <th>MHz</th> <th>dBuV/m</th> <th>dBuV/m</th> <th>dB</th> <th>dBuV</th> <th>dB</th> <th></th> <th>cm</th> <th>deg</th> </tr> </thead> <tbody> <tr> <td>1</td> <td>5150.00</td> <td>48.33</td> <td>54.00</td> <td>-5.67</td> <td>42.46</td> <td>5.87</td> <td>Average</td> <td>302</td> <td>304</td> </tr> <tr> <td>2</td> <td>5150.00</td> <td>64.92</td> <td>74.00</td> <td>-9.08</td> <td>59.05</td> <td>5.87</td> <td>Peak</td> <td>302</td> <td>304</td> </tr> <tr> <td>3</td> <td>10360.00</td> <td>56.77</td> <td>68.20</td> <td>-11.43</td> <td>41.55</td> <td>15.22</td> <td>Peak</td> <td>188</td> <td>215</td> </tr> <tr> <td>4</td> <td>15540.00</td> <td>44.38</td> <td>54.00</td> <td>-9.62</td> <td>28.31</td> <td>16.07</td> <td>Average</td> <td>135</td> <td>152</td> </tr> <tr> <td>5</td> <td>15540.00</td> <td>58.32</td> <td>74.00</td> <td>-15.68</td> <td>42.25</td> <td>16.07</td> <td>Peak</td> <td>135</td> <td>152</td> </tr> </tbody> </table> | Freq. | Emission level | Limit | Margin | SA reading | Factor | Remark | ANT High | Turn Table | MHz | dBuV/m | dBuV/m | dB | dBuV | dB | | cm | deg | 1 | 5150.00 | 48.33 | 54.00 | -5.67 | 42.46 | 5.87 | Average | 302 | 304 | 2 | 5150.00 | 64.92 | 74.00 | -9.08 | 59.05 | 5.87 | Peak | 302 | 304 | 3 | 10360.00 | 56.77 | 68.20 | -11.43 | 41.55 | 15.22 | Peak | 188 | 215 | 4 | 15540.00 | 44.38 | 54.00 | -9.62 | 28.31 | 16.07 | Average | 135 | 152 | 5 | 15540.00 | 58.32 | 74.00 | -15.68 | 42.25 | 16.07 | Peak | 135 | 152 |
| Freq. | Emission level | Limit | Margin | SA reading | Factor | Remark | ANT High | Turn Table | | | | | | | | | | | | | | | | | | | | | | | | | | | | | | | | | | | | | | | | | | | | | | | | | | | | | | | | | | | | | |
| MHz | dBuV/m | dBuV/m | dB | dBuV | dB | | cm | deg | | | | | | | | | | | | | | | | | | | | | | | | | | | | | | | | | | | | | | | | | | | | | | | | | | | | | | | | | | | | | |
| 1 | 5150.00 | 48.33 | 54.00 | -5.67 | 42.46 | 5.87 | Average | 302 | 304 | | | | | | | | | | | | | | | | | | | | | | | | | | | | | | | | | | | | | | | | | | | | | | | | | | | | | | | | | | | | |
| 2 | 5150.00 | 64.92 | 74.00 | -9.08 | 59.05 | 5.87 | Peak | 302 | 304 | | | | | | | | | | | | | | | | | | | | | | | | | | | | | | | | | | | | | | | | | | | | | | | | | | | | | | | | | | | | |
| 3 | 10360.00 | 56.77 | 68.20 | -11.43 | 41.55 | 15.22 | Peak | 188 | 215 | | | | | | | | | | | | | | | | | | | | | | | | | | | | | | | | | | | | | | | | | | | | | | | | | | | | | | | | | | | | |
| 4 | 15540.00 | 44.38 | 54.00 | -9.62 | 28.31 | 16.07 | Average | 135 | 152 | | | | | | | | | | | | | | | | | | | | | | | | | | | | | | | | | | | | | | | | | | | | | | | | | | | | | | | | | | | | |
| 5 | 15540.00 | 58.32 | 74.00 | -15.68 | 42.25 | 16.07 | Peak | 135 | 152 | | | | | | | | | | | | | | | | | | | | | | | | | | | | | | | | | | | | | | | | | | | | | | | | | | | | | | | | | | | | |
| <p>Note 1: Emission Level (dBuV/m) = SA Reading (dBuV/m) + Factor* (dB) *Factor includes antenna factor , cable loss and amplifier gain Note 2: Margin (dB) = Emission level (dBuV/m) – Limit (dBuV/m).</p> | | | | | | | | | | | | | | | | | | | | | | | | | | | | | | | | | | | | | | | | | | | | | | | | | | | | | | | | | | | | | | | | | | | | | |

| | | | |
|---------------------|----------|-------------------------|------|
| Modulation | VHT20 | Test Freq. (MHz) | 5180 |
| Polarization | Vertical | | |



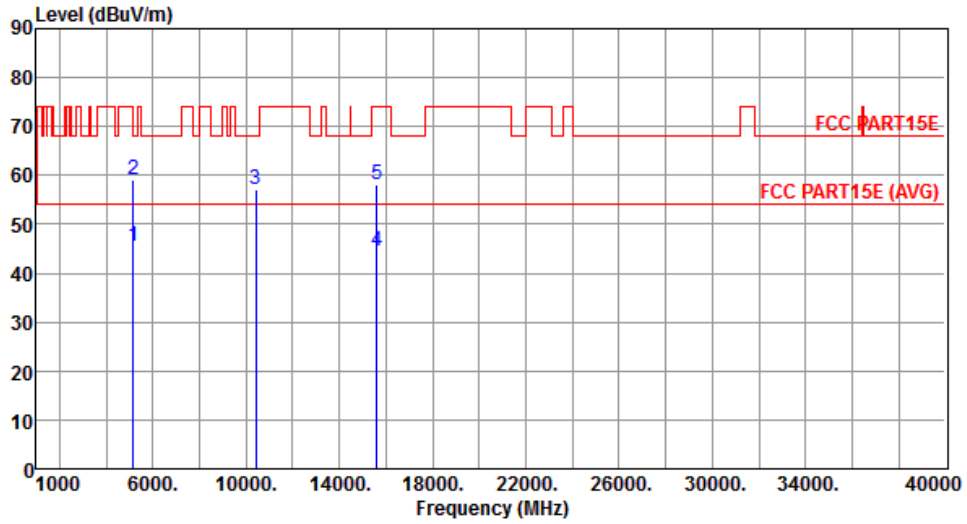
| | Freq. MHz | Emission level dBuV/m | Limit dBuV/m | Margin dB | SA reading dBuV | Factor dB | Remark | ANT High cm | Turn Table deg |
|---|--------------|-----------------------------|-----------------|--------------|-----------------------|--------------|---------|-------------------|----------------------|
| 1 | 5150.00 | 47.48 | 54.00 | -6.52 | 41.61 | 5.87 | Average | 316 | 261 |
| 2 | 5150.00 | 62.55 | 74.00 | -11.45 | 56.68 | 5.87 | Peak | 316 | 261 |
| 3 | 10360.00 | 56.68 | 68.20 | -11.52 | 41.46 | 15.22 | Peak | 133 | 154 |
| 4 | 15540.00 | 44.23 | 54.00 | -9.77 | 28.16 | 16.07 | Average | 145 | 163 |
| 5 | 15540.00 | 57.60 | 74.00 | -16.40 | 41.53 | 16.07 | Peak | 145 | 163 |

Note 1: Emission Level (dBuV/m) = SA Reading (dBuV/m) + Factor* (dB)

*Factor includes antenna factor , cable loss and amplifier gain

Note 2: Margin (dB) = Emission level (dBuV/m) – Limit (dBuV/m).

| | | | |
|---------------------|------------|-------------------------|------|
| Modulation | VHT20 | Test Freq. (MHz) | 5200 |
| Polarization | Horizontal | | |



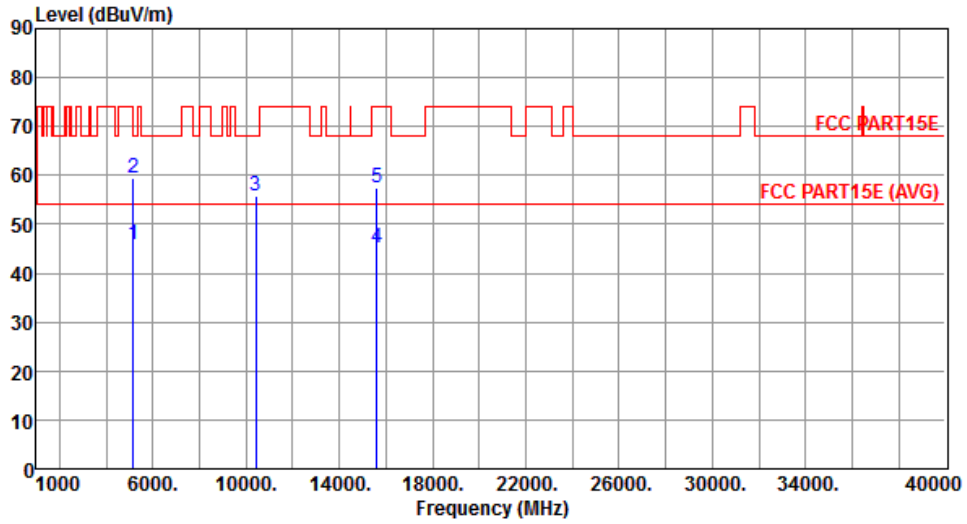
| | Freq. MHz | Emission level dBuV/m | Limit dBuV/m | Margin dB | SA reading dBuV | Factor dB | Remark | ANT High cm | Turn Table deg |
|---|--------------|-----------------------------|-----------------|--------------|-----------------------|--------------|---------|-------------------|----------------------|
| 1 | 5150.00 | 45.44 | 54.00 | -8.56 | 39.57 | 5.87 | Average | 299 | 303 |
| 2 | 5150.00 | 59.17 | 74.00 | -14.83 | 53.30 | 5.87 | Peak | 299 | 303 |
| 3 | 10400.00 | 57.02 | 68.20 | -11.18 | 41.75 | 15.27 | Peak | 155 | 228 |
| 4 | 15600.00 | 44.55 | 54.00 | -9.45 | 28.55 | 16.00 | Average | 135 | 147 |
| 5 | 15600.00 | 58.21 | 74.00 | -15.79 | 42.21 | 16.00 | Peak | 135 | 147 |

Note 1: Emission Level (dBuV/m) = SA Reading (dBuV/m) + Factor* (dB)

*Factor includes antenna factor , cable loss and amplifier gain

Note 2: Margin (dB) = Emission level (dBuV/m) – Limit (dBuV/m).

| | | | |
|---------------------|----------|-------------------------|------|
| Modulation | VHT20 | Test Freq. (MHz) | 5200 |
| Polarization | Vertical | | |



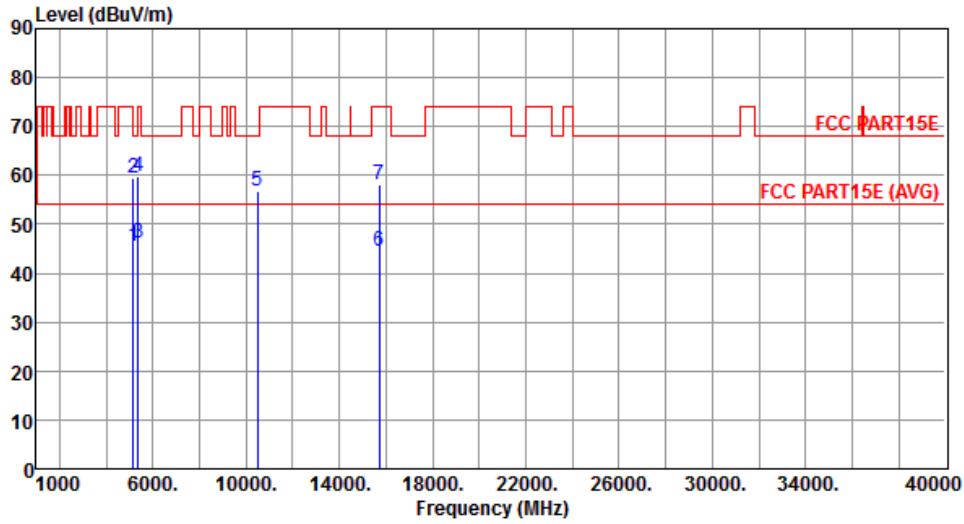
| | Freq. MHz | Emission level dBuV/m | Limit dBuV/m | Margin dB | SA reading dBuV | Factor dB | Remark | ANT High cm | Turn Table deg |
|---|--------------|-----------------------------|-----------------|--------------|-----------------------|--------------|---------|-------------------|----------------------|
| 1 | 5150.00 | 45.99 | 54.00 | -8.01 | 40.12 | 5.87 | Average | 312 | 261 |
| 2 | 5150.00 | 59.29 | 74.00 | -14.71 | 53.42 | 5.87 | Peak | 312 | 261 |
| 3 | 10400.00 | 55.80 | 68.20 | -12.40 | 40.53 | 15.27 | Peak | 100 | 156 |
| 4 | 15600.00 | 45.20 | 54.00 | -8.80 | 29.20 | 16.00 | Average | 133 | 128 |
| 5 | 15600.00 | 57.43 | 74.00 | -16.57 | 41.43 | 16.00 | Peak | 133 | 128 |

Note 1: Emission Level (dBuV/m) = SA Reading (dBuV/m) + Factor* (dB)

*Factor includes antenna factor , cable loss and amplifier gain

Note 2: Margin (dB) = Emission level (dBuV/m) – Limit (dBuV/m).

| | | | |
|---------------------|------------|-------------------------|------|
| Modulation | VHT20 | Test Freq. (MHz) | 5240 |
| Polarization | Horizontal | | |



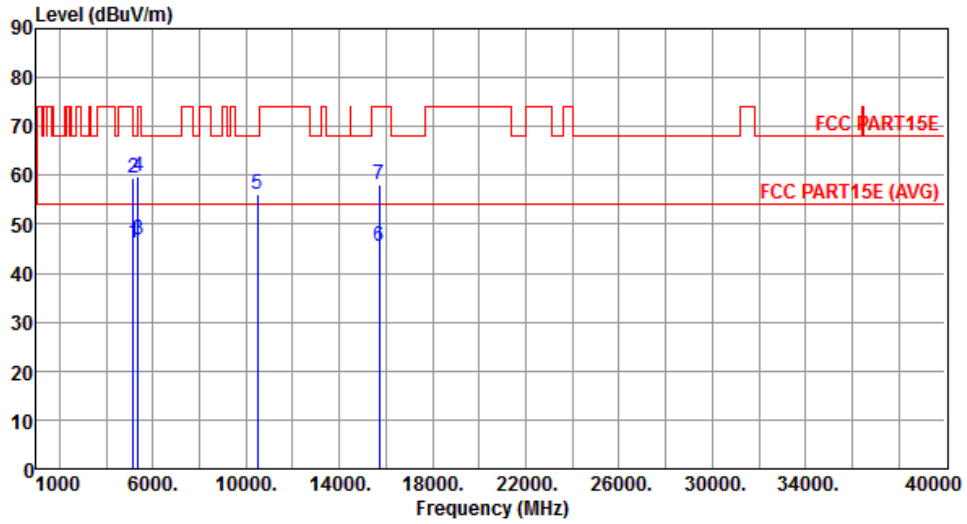
| | Freq. MHz | Emission level dBuV/m | Limit dBuV/m | Margin dB | SA reading dBuV | Factor dB | Remark | ANT High cm | Turn Table deg |
|---|--------------|-----------------------------|-----------------|--------------|-----------------------|--------------|---------|-------------------|----------------------|
| 1 | 5150.00 | 45.49 | 54.00 | -8.51 | 39.62 | 5.87 | Average | 298 | 302 |
| 2 | 5150.00 | 59.29 | 74.00 | -14.71 | 53.42 | 5.87 | Peak | 298 | 302 |
| 3 | 5350.00 | 46.33 | 54.00 | -7.67 | 40.12 | 6.21 | Average | 298 | 302 |
| 4 | 5350.00 | 59.90 | 74.00 | -14.10 | 53.69 | 6.21 | Peak | 298 | 302 |
| 5 | 10480.00 | 56.81 | 68.20 | -11.39 | 41.45 | 15.36 | Peak | 152 | 222 |
| 6 | 15720.00 | 44.39 | 54.00 | -9.61 | 28.53 | 15.86 | Average | 132 | 152 |
| 7 | 15720.00 | 58.02 | 74.00 | -15.98 | 42.16 | 15.86 | Peak | 132 | 152 |

Note 1: Emission Level (dBuV/m) = SA Reading (dBuV/m) + Factor* (dB)

*Factor includes antenna factor , cable loss and amplifier gain

Note 2: Margin (dB) = Emission level (dBuV/m) – Limit (dBuV/m).

| | | | |
|---------------------|----------|-------------------------|------|
| Modulation | VHT20 | Test Freq. (MHz) | 5240 |
| Polarization | Vertical | | |



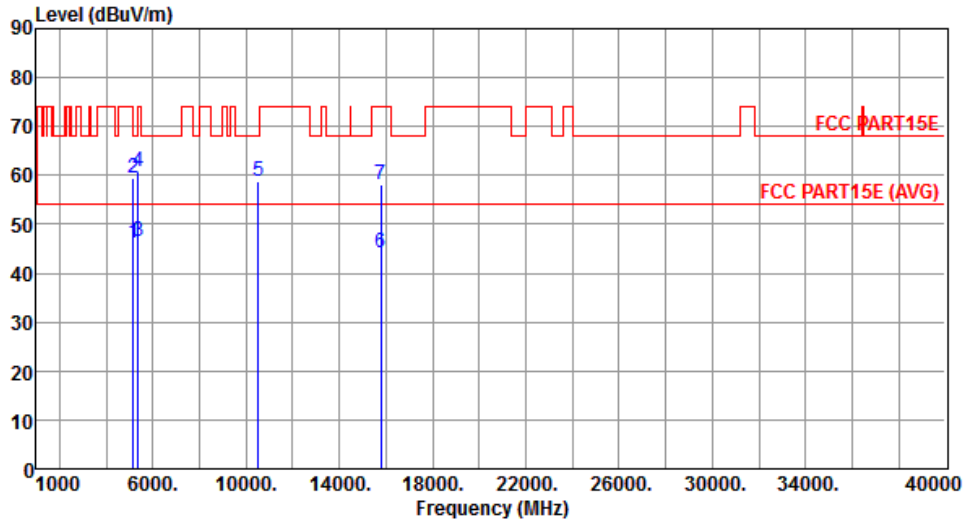
| | Freq. MHz | Emission level dBuV/m | Limit dBuV/m | Margin dB | SA reading dBuV | Factor dB | Remark | ANT High cm | Turn Table deg |
|---|--------------|-----------------------------|-----------------|--------------|-----------------------|--------------|---------|-------------------|----------------------|
| 1 | 5150.00 | 46.10 | 54.00 | -7.90 | 40.23 | 5.87 | Average | 310 | 262 |
| 2 | 5150.00 | 59.42 | 74.00 | -14.58 | 53.55 | 5.87 | Peak | 310 | 262 |
| 3 | 5350.00 | 46.75 | 54.00 | -7.25 | 40.54 | 6.21 | Average | 310 | 262 |
| 4 | 5350.00 | 59.84 | 74.00 | -14.16 | 53.63 | 6.21 | Peak | 310 | 262 |
| 5 | 10480.00 | 55.99 | 68.20 | -12.21 | 40.63 | 15.36 | Peak | 100 | 158 |
| 6 | 15720.00 | 45.39 | 54.00 | -8.61 | 29.53 | 15.86 | Average | 132 | 144 |
| 7 | 15720.00 | 58.14 | 74.00 | -15.86 | 42.28 | 15.86 | Peak | 132 | 144 |

Note 1: Emission Level (dBuV/m) = SA Reading (dBuV/m) + Factor* (dB)

*Factor includes antenna factor , cable loss and amplifier gain

Note 2: Margin (dB) = Emission level (dBuV/m) – Limit (dBuV/m).

| | | | |
|---------------------|------------|-------------------------|------|
| Modulation | VHT20 | Test Freq. (MHz) | 5260 |
| Polarization | Horizontal | | |



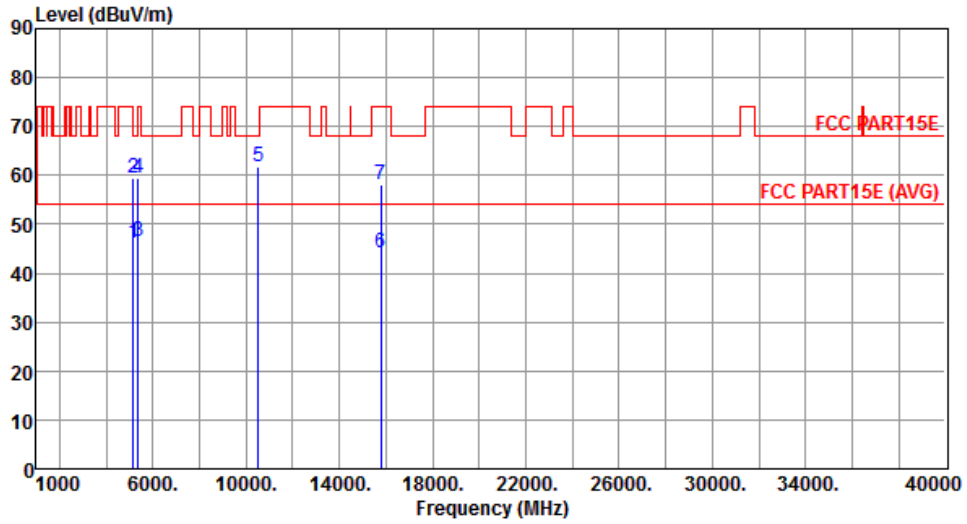
| | Freq. MHz | Emission level dBuV/m | Limit dBuV/m | Margin dB | SA reading dBuV | Factor dB | Remark | ANT High cm | Turn Table deg |
|---|--------------|-----------------------------|-----------------|--------------|-----------------------|--------------|---------|-------------------|----------------------|
| 1 | 5150.00 | 46.20 | 54.00 | -7.80 | 40.33 | 5.87 | Average | 295 | 302 |
| 2 | 5150.00 | 59.29 | 74.00 | -14.71 | 53.42 | 5.87 | Peak | 295 | 302 |
| 3 | 5350.00 | 46.43 | 54.00 | -7.57 | 40.22 | 6.21 | Average | 295 | 302 |
| 4 | 5350.00 | 60.87 | 74.00 | -13.13 | 54.66 | 6.21 | Peak | 295 | 302 |
| 5 | 10520.00 | 58.71 | 68.20 | -9.49 | 43.30 | 15.41 | Peak | 100 | 242 |
| 6 | 15780.00 | 44.04 | 54.00 | -9.96 | 28.26 | 15.78 | Average | 155 | 210 |
| 7 | 15780.00 | 58.09 | 74.00 | -15.91 | 42.31 | 15.78 | Peak | 155 | 210 |

Note 1: Emission Level (dBuV/m) = SA Reading (dBuV/m) + Factor* (dB)

*Factor includes antenna factor , cable loss and amplifier gain

Note 2: Margin (dB) = Emission level (dBuV/m) – Limit (dBuV/m).

| | | | |
|---------------------|----------|-------------------------|------|
| Modulation | VHT20 | Test Freq. (MHz) | 5260 |
| Polarization | Vertical | | |



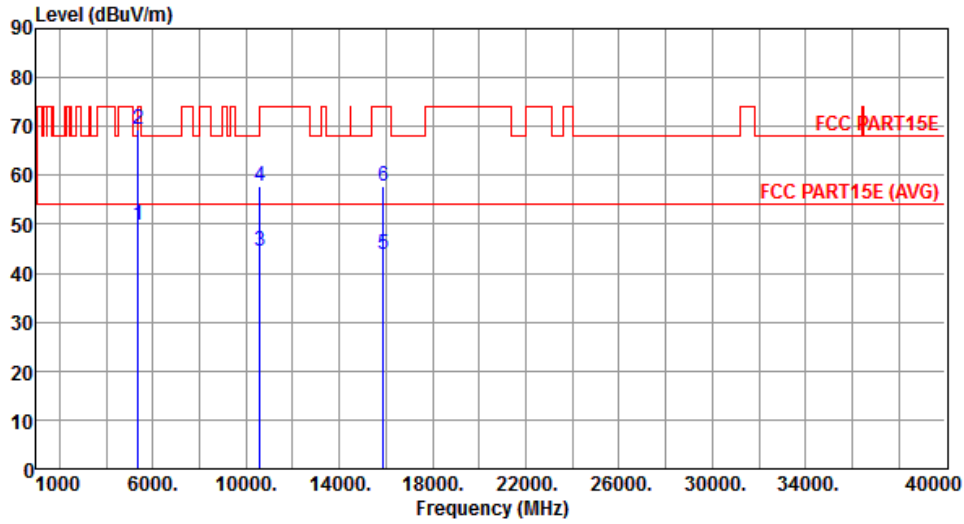
| | Freq. MHz | Emission level dBuV/m | Limit dBuV/m | Margin dB | SA reading dBuV | Factor dB | Remark | ANT High cm | Turn Table deg |
|---|--------------|-----------------------------|-----------------|--------------|-----------------------|--------------|---------|-------------------|----------------------|
| 1 | 5150.00 | 46.09 | 54.00 | -7.91 | 40.22 | 5.87 | Average | 300 | 262 |
| 2 | 5150.00 | 59.41 | 74.00 | -14.59 | 53.54 | 5.87 | Peak | 300 | 262 |
| 3 | 5350.00 | 46.53 | 54.00 | -7.47 | 40.32 | 6.21 | Average | 300 | 262 |
| 4 | 5350.00 | 59.60 | 74.00 | -14.40 | 53.39 | 6.21 | Peak | 300 | 262 |
| 5 | 10520.00 | 61.78 | 68.20 | -6.42 | 46.37 | 15.41 | Peak | 192 | 173 |
| 6 | 15780.00 | 44.22 | 54.00 | -9.78 | 28.44 | 15.78 | Average | 142 | 140 |
| 7 | 15780.00 | 58.16 | 74.00 | -15.84 | 42.38 | 15.78 | Peak | 142 | 140 |

Note 1: Emission Level (dBuV/m) = SA Reading (dBuV/m) + Factor* (dB)

*Factor includes antenna factor , cable loss and amplifier gain

Note 2: Margin (dB) = Emission level (dBuV/m) – Limit (dBuV/m).

| | | | |
|---------------------|------------|-------------------------|------|
| Modulation | VHT20 | Test Freq. (MHz) | 5300 |
| Polarization | Horizontal | | |



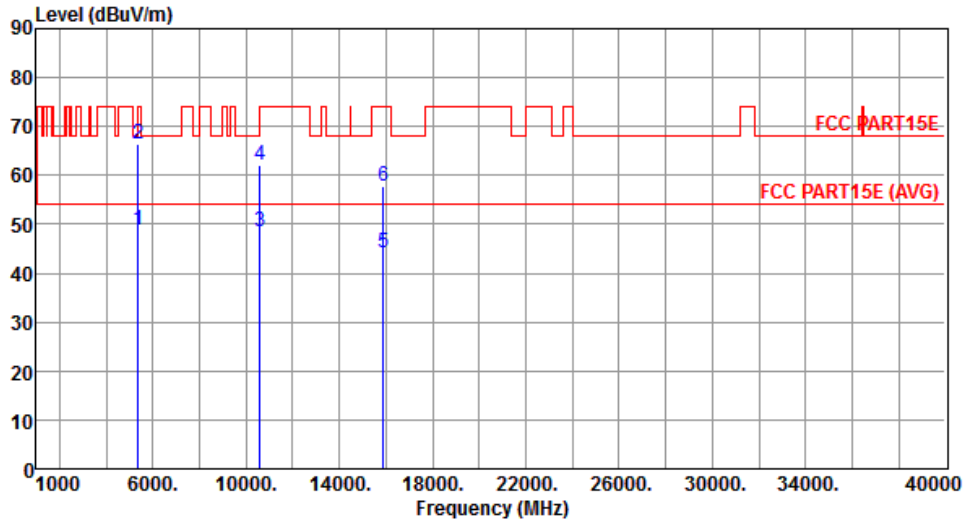
| | Freq. MHz | Emission level dBuV/m | Limit dBuV/m | Margin dB | SA reading dBuV | Factor dB | Remark | ANT High cm | Turn Table deg |
|---|--------------|-----------------------------|-----------------|--------------|-----------------------|--------------|---------|-------------------|----------------------|
| 1 | 5350.00 | 49.66 | 54.00 | -4.34 | 43.45 | 6.21 | Average | 298 | 305 |
| 2 | 5350.00 | 69.25 | 74.00 | -4.75 | 63.04 | 6.21 | Peak | 298 | 305 |
| 3 | 10600.00 | 44.38 | 54.00 | -9.62 | 28.92 | 15.46 | Average | 100 | 245 |
| 4 | 10600.00 | 57.81 | 74.00 | -16.19 | 42.35 | 15.46 | Peak | 100 | 245 |
| 5 | 15900.00 | 43.88 | 54.00 | -10.12 | 28.24 | 15.64 | Average | 166 | 212 |
| 6 | 15900.00 | 57.88 | 74.00 | -16.12 | 42.24 | 15.64 | Peak | 166 | 212 |

Note 1: Emission Level (dBuV/m) = SA Reading (dBuV/m) + Factor* (dB)

*Factor includes antenna factor , cable loss and amplifier gain

Note 2: Margin (dB) = Emission level (dBuV/m) – Limit (dBuV/m).

| | | | |
|---------------------|----------|-------------------------|------|
| Modulation | VHT20 | Test Freq. (MHz) | 5300 |
| Polarization | Vertical | | |



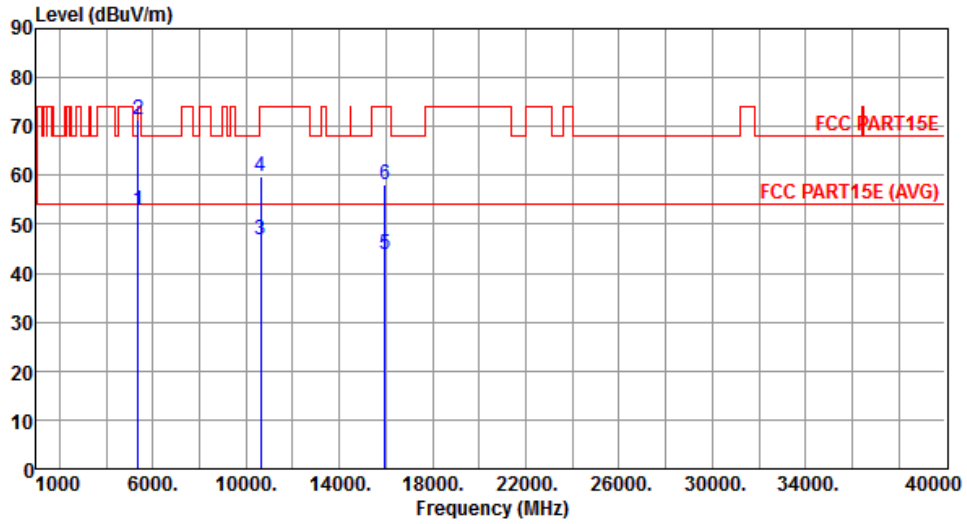
| | Freq. MHz | Emission level dBuV/m | Limit dBuV/m | Margin dB | SA reading dBuV | Factor dB | Remark | ANT High cm | Turn Table deg |
|---|--------------|-----------------------------|-----------------|--------------|-----------------------|--------------|---------|-------------------|----------------------|
| 1 | 5350.00 | 48.83 | 54.00 | -5.17 | 42.62 | 6.21 | Average | 300 | 263 |
| 2 | 5350.00 | 66.46 | 74.00 | -7.54 | 60.25 | 6.21 | Peak | 300 | 263 |
| 3 | 10600.00 | 48.35 | 54.00 | -5.65 | 32.89 | 15.46 | Average | 195 | 175 |
| 4 | 10600.00 | 62.18 | 74.00 | -11.82 | 46.72 | 15.46 | Peak | 195 | 175 |
| 5 | 15900.00 | 44.29 | 54.00 | -9.71 | 28.65 | 15.64 | Average | 138 | 142 |
| 6 | 15900.00 | 57.87 | 74.00 | -16.13 | 42.23 | 15.64 | Peak | 138 | 142 |

Note 1: Emission Level (dBuV/m) = SA Reading (dBuV/m) + Factor* (dB)

*Factor includes antenna factor , cable loss and amplifier gain

Note 2: Margin (dB) = Emission level (dBuV/m) – Limit (dBuV/m).

| | | | |
|---------------------|------------|-------------------------|------|
| Modulation | VHT20 | Test Freq. (MHz) | 5320 |
| Polarization | Horizontal | | |



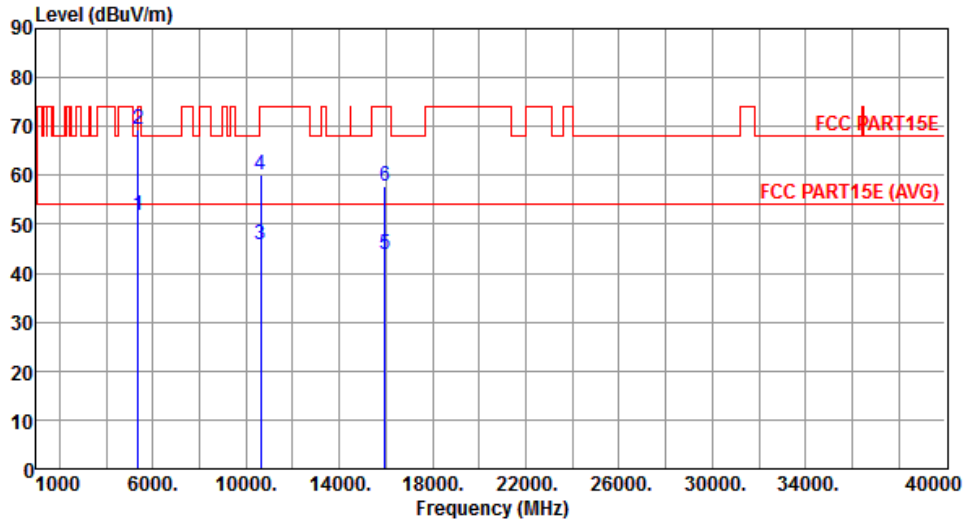
| | Freq. MHz | Emission level dBuV/m | Limit dBuV/m | Margin dB | SA reading dBuV | Factor dB | Remark | ANT High cm | Turn Table deg |
|---|--------------|-----------------------------|-----------------|--------------|-----------------------|--------------|---------|-------------------|----------------------|
| 1 | 5350.00 | 52.76 | 54.00 | -1.24 | 46.55 | 6.21 | Average | 298 | 304 |
| 2 | 5350.00 | 71.50 | 74.00 | -2.50 | 65.29 | 6.21 | Peak | 298 | 304 |
| 3 | 10640.00 | 46.70 | 54.00 | -7.30 | 31.21 | 15.49 | Average | 155 | 146 |
| 4 | 10640.00 | 59.70 | 74.00 | -14.30 | 44.21 | 15.49 | Peak | 155 | 146 |
| 5 | 15960.00 | 43.99 | 54.00 | -10.01 | 28.42 | 15.57 | Average | 133 | 182 |
| 6 | 15960.00 | 58.19 | 74.00 | -15.81 | 42.62 | 15.57 | Peak | 133 | 182 |

Note 1: Emission Level (dBuV/m) = SA Reading (dBuV/m) + Factor* (dB)

*Factor includes antenna factor , cable loss and amplifier gain

Note 2: Margin (dB) = Emission level (dBuV/m) – Limit (dBuV/m).

| | | | |
|---------------------|----------|-------------------------|------|
| Modulation | VHT20 | Test Freq. (MHz) | 5320 |
| Polarization | Vertical | | |



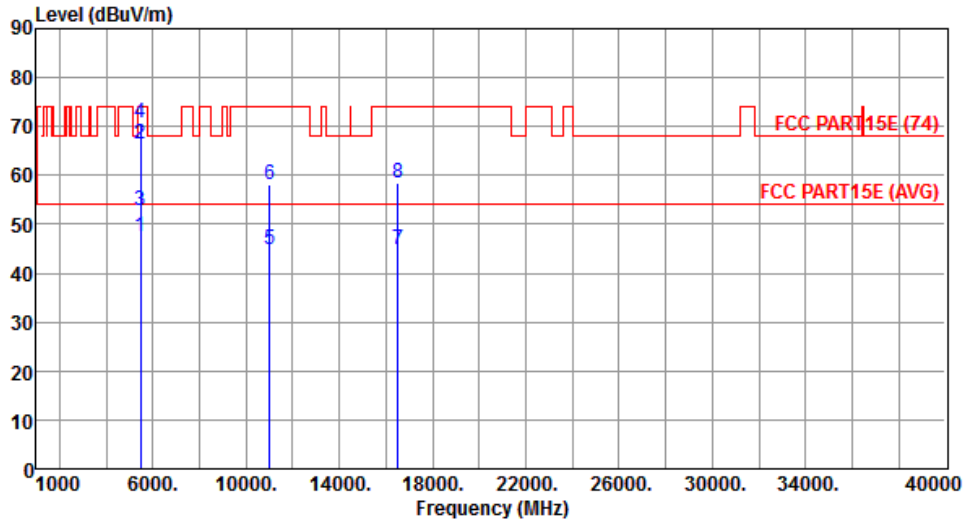
| | Freq. MHz | Emission level dBuV/m | Limit dBuV/m | Margin dB | SA reading dBuV | Factor dB | Remark | ANT High cm | Turn Table deg |
|---|--------------|-----------------------------|-----------------|--------------|-----------------------|--------------|---------|-------------------|----------------------|
| 1 | 5350.00 | 51.81 | 54.00 | -2.19 | 45.60 | 6.21 | Average | 299 | 259 |
| 2 | 5350.00 | 69.54 | 74.00 | -4.46 | 63.33 | 6.21 | Peak | 299 | 259 |
| 3 | 10640.00 | 45.92 | 54.00 | -8.08 | 30.43 | 15.49 | Average | 163 | 248 |
| 4 | 10640.00 | 60.01 | 74.00 | -13.99 | 44.52 | 15.49 | Peak | 163 | 248 |
| 5 | 15960.00 | 43.81 | 54.00 | -10.19 | 28.24 | 15.57 | Average | 122 | 212 |
| 6 | 15960.00 | 57.88 | 74.00 | -16.12 | 42.31 | 15.57 | Peak | 122 | 212 |

Note 1: Emission Level (dBuV/m) = SA Reading (dBuV/m) + Factor* (dB)

*Factor includes antenna factor , cable loss and amplifier gain

Note 2: Margin (dB) = Emission level (dBuV/m) – Limit (dBuV/m).

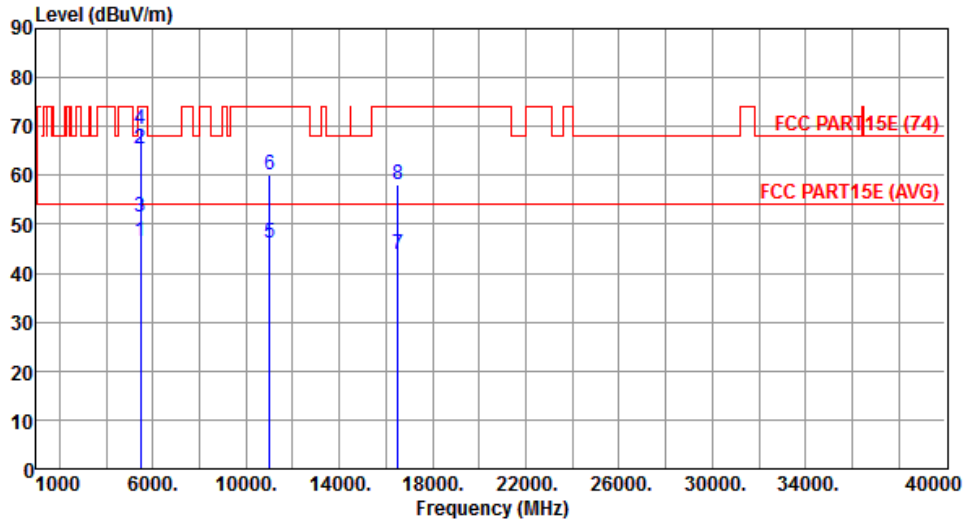
| | | | |
|---------------------|------------|-------------------------|------|
| Modulation | VHT20 | Test Freq. (MHz) | 5500 |
| Polarization | Horizontal | | |



| | Freq. MHz | Emission level dBuV/m | Limit dBuV/m | Margin dB | SA reading dBuV | Factor dB | Remark | ANT High cm | Turn Table deg |
|---|--------------|-----------------------------|-----------------|--------------|-----------------------|--------------|---------|-------------------|----------------------|
| 1 | 5460.00 | 47.48 | 54.00 | -6.52 | 41.12 | 6.36 | Average | 313 | 352 |
| 2 | 5460.00 | 66.44 | 74.00 | -7.56 | 60.08 | 6.36 | Peak | 313 | 352 |
| 3 | 5470.00 | 52.84 | 54.00 | -1.16 | 46.47 | 6.37 | Average | 313 | 352 |
| 4 | 5470.00 | 70.61 | 74.00 | -3.39 | 64.24 | 6.37 | Peak | 313 | 352 |
| 5 | 11000.00 | 44.81 | 54.00 | -9.19 | 29.07 | 15.74 | Average | 306 | 349 |
| 6 | 11000.00 | 57.96 | 74.00 | -16.04 | 42.22 | 15.74 | Peak | 306 | 349 |
| 7 | 16500.00 | 44.96 | 54.00 | -9.04 | 28.93 | 16.03 | Average | 291 | 341 |
| 8 | 16500.00 | 58.32 | 74.00 | -15.68 | 42.29 | 16.03 | Peak | 291 | 341 |

Note 1: Emission Level (dBuV/m) = SA Reading (dBuV/m) + Factor* (dB)
 *Factor includes antenna factor , cable loss and amplifier gain
 Note 2: Margin (dB) = Emission level (dBuV/m) – Limit (dBuV/m).

| | | | |
|---------------------|----------|-------------------------|------|
| Modulation | VHT20 | Test Freq. (MHz) | 5500 |
| Polarization | Vertical | | |



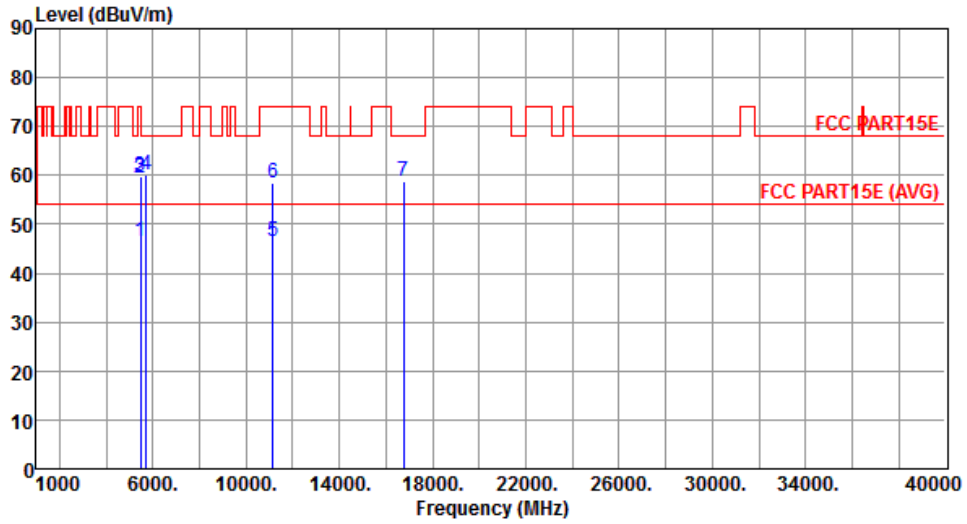
| | Freq. MHz | Emission level dBuV/m | Limit dBuV/m | Margin dB | SA reading dBuV | Factor dB | Remark | ANT High cm | Turn Table deg |
|---|--------------|-----------------------------|-----------------|--------------|-----------------------|--------------|---------|-------------------|----------------------|
| 1 | 5460.00 | 46.35 | 54.00 | -7.65 | 39.99 | 6.36 | Average | 295 | 268 |
| 2 | 5460.00 | 65.28 | 74.00 | -8.72 | 58.92 | 6.36 | Peak | 295 | 268 |
| 3 | 5470.00 | 51.42 | 54.00 | -2.58 | 45.05 | 6.37 | Average | 295 | 268 |
| 4 | 5470.00 | 69.55 | 74.00 | -4.45 | 63.18 | 6.37 | Peak | 295 | 268 |
| 5 | 11000.00 | 46.15 | 54.00 | -7.85 | 30.41 | 15.74 | Average | 203 | 251 |
| 6 | 11000.00 | 60.24 | 74.00 | -13.76 | 44.50 | 15.74 | Peak | 203 | 251 |
| 7 | 16500.00 | 43.95 | 54.00 | -10.05 | 27.92 | 16.03 | Average | 198 | 246 |
| 8 | 16500.00 | 57.98 | 74.00 | -16.02 | 41.95 | 16.03 | Peak | 198 | 246 |

Note 1: Emission Level (dBuV/m) = SA Reading (dBuV/m) + Factor* (dB)

*Factor includes antenna factor , cable loss and amplifier gain

Note 2: Margin (dB) = Emission level (dBuV/m) – Limit (dBuV/m).

| | | | |
|---------------------|------------|-------------------------|------|
| Modulation | VHT20 | Test Freq. (MHz) | 5580 |
| Polarization | Horizontal | | |



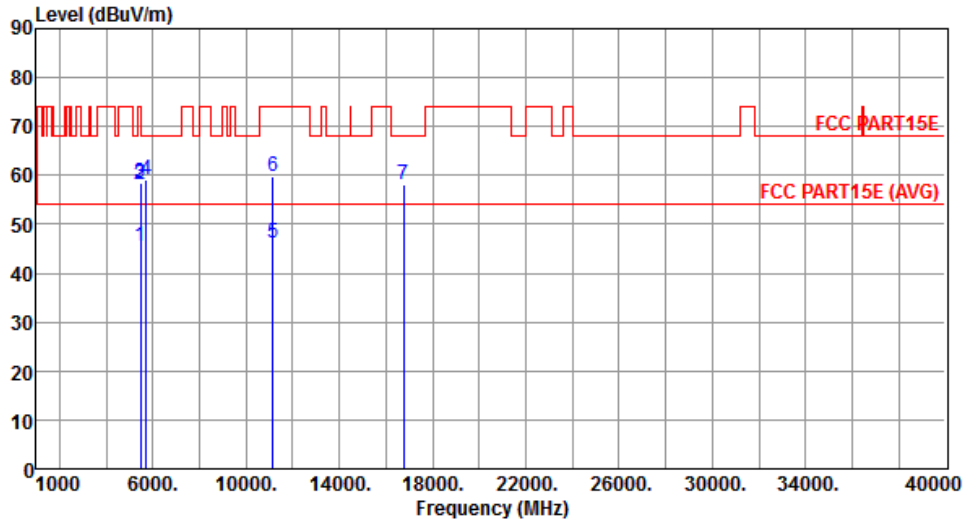
| | Freq. MHz | Emission level dBuV/m | Limit dBuV/m | Margin dB | SA reading dBuV | Factor dB | Remark | ANT High cm | Turn Table deg |
|---|--------------|-----------------------------|-----------------|--------------|-----------------------|--------------|---------|-------------------|----------------------|
| 1 | 5460.00 | 46.51 | 54.00 | -7.49 | 40.15 | 6.36 | Average | 304 | 346 |
| 2 | 5460.00 | 59.34 | 74.00 | -14.66 | 52.98 | 6.36 | Peak | 304 | 346 |
| 3 | 5470.00 | 59.68 | 68.20 | -8.52 | 53.31 | 6.37 | Peak | 304 | 346 |
| 4 | 5725.00 | 60.03 | 68.20 | -8.17 | 53.20 | 6.83 | Peak | 304 | 346 |
| 5 | 11160.00 | 46.35 | 54.00 | -7.65 | 30.52 | 15.83 | Average | 309 | 349 |
| 6 | 11160.00 | 58.47 | 74.00 | -15.53 | 42.64 | 15.83 | Peak | 309 | 349 |
| 7 | 16740.00 | 58.66 | 68.20 | -9.54 | 41.86 | 16.80 | Peak | 293 | 336 |

Note 1: Emission Level (dBuV/m) = SA Reading (dBuV/m) + Factor* (dB)

*Factor includes antenna factor , cable loss and amplifier gain

Note 2: Margin (dB) = Emission level (dBuV/m) – Limit (dBuV/m).

| | | | |
|---------------------|----------|-------------------------|------|
| Modulation | VHT20 | Test Freq. (MHz) | 5580 |
| Polarization | Vertical | | |



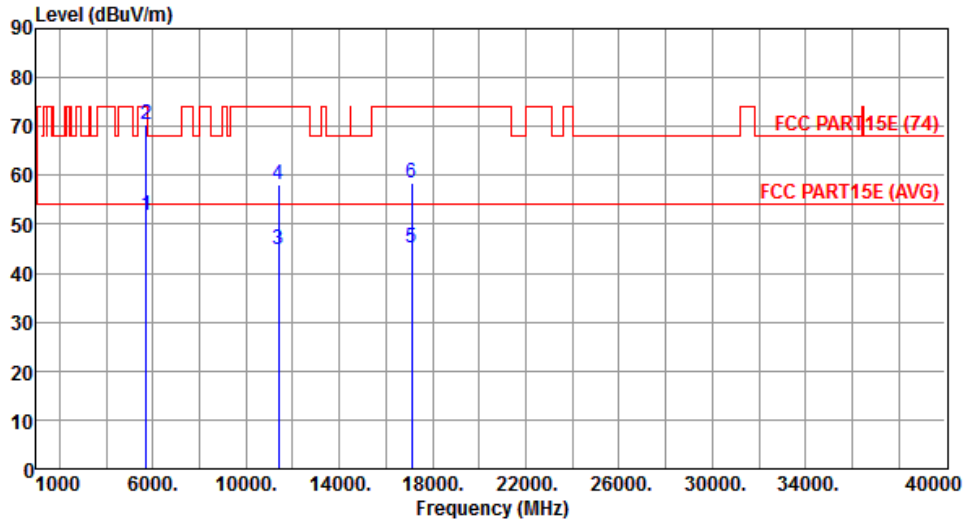
| | Freq. MHz | Emission level dBuV/m | Limit dBuV/m | Margin dB | SA reading dBuV | Factor dB | Remark | ANT High cm | Turn Table deg |
|---|--------------|-----------------------------|-----------------|--------------|-----------------------|--------------|---------|-------------------|----------------------|
| 1 | 5460.00 | 45.43 | 54.00 | -8.57 | 39.07 | 6.36 | Average | 296 | 269 |
| 2 | 5460.00 | 58.06 | 74.00 | -15.94 | 51.70 | 6.36 | Peak | 296 | 269 |
| 3 | 5470.00 | 58.61 | 68.20 | -9.59 | 52.24 | 6.37 | Peak | 296 | 269 |
| 4 | 5725.00 | 59.12 | 68.20 | -9.08 | 52.29 | 6.83 | Peak | 296 | 269 |
| 5 | 11160.00 | 46.22 | 54.00 | -7.78 | 30.39 | 15.83 | Average | 206 | 244 |
| 6 | 11160.00 | 59.86 | 74.00 | -14.14 | 44.03 | 15.83 | Peak | 206 | 244 |
| 7 | 16740.00 | 58.15 | 68.20 | -10.05 | 41.35 | 16.80 | Peak | 203 | 259 |

Note 1: Emission Level (dBuV/m) = SA Reading (dBuV/m) + Factor* (dB)

*Factor includes antenna factor , cable loss and amplifier gain

Note 2: Margin (dB) = Emission level (dBuV/m) – Limit (dBuV/m).

| | | | |
|---------------------|------------|-------------------------|------|
| Modulation | VHT20 | Test Freq. (MHz) | 5700 |
| Polarization | Horizontal | | |



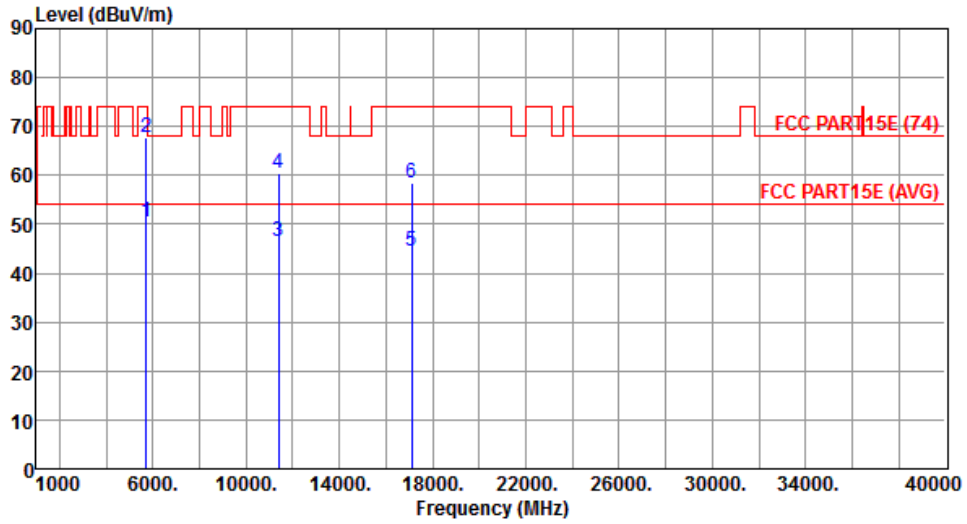
| | Freq. MHz | Emission level dBuV/m | Limit dBuV/m | Margin dB | SA reading dBuV | Factor dB | Remark | ANT High cm | Turn Table deg |
|---|--------------|-----------------------------|-----------------|--------------|-----------------------|--------------|---------|-------------------|----------------------|
| 1 | 5725.00 | 51.66 | 54.00 | -2.34 | 44.83 | 6.83 | Average | 321 | 349 |
| 2 | 5725.00 | 70.39 | 74.00 | -3.61 | 63.56 | 6.83 | Peak | 321 | 349 |
| 3 | 11400.00 | 44.95 | 54.00 | -9.05 | 28.99 | 15.96 | Average | 304 | 341 |
| 4 | 11400.00 | 58.12 | 74.00 | -15.88 | 42.16 | 15.96 | Peak | 304 | 341 |
| 5 | 17100.00 | 45.29 | 54.00 | -8.71 | 27.33 | 17.96 | Average | 284 | 336 |
| 6 | 17100.00 | 58.47 | 74.00 | -15.53 | 40.51 | 17.96 | Peak | 284 | 336 |

Note 1: Emission Level (dBuV/m) = SA Reading (dBuV/m) + Factor* (dB)

*Factor includes antenna factor , cable loss and amplifier gain

Note 2: Margin (dB) = Emission level (dBuV/m) – Limit (dBuV/m).

| | | | |
|---------------------|----------|-------------------------|------|
| Modulation | VHT20 | Test Freq. (MHz) | 5700 |
| Polarization | Vertical | | |



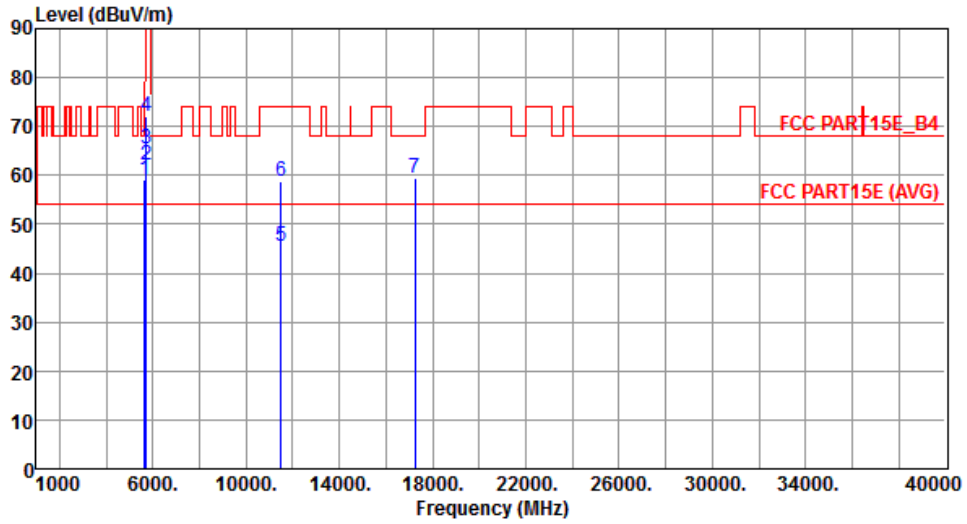
| | Freq. MHz | Emission level dBuV/m | Limit dBuV/m | Margin dB | SA reading dBuV | Factor dB | Remark | ANT High cm | Turn Table deg |
|---|--------------|-----------------------------|-----------------|--------------|-----------------------|--------------|---------|-------------------|----------------------|
| 1 | 5725.00 | 50.61 | 54.00 | -3.39 | 43.78 | 6.83 | Average | 291 | 263 |
| 2 | 5725.00 | 67.86 | 74.00 | -6.14 | 61.03 | 6.83 | Peak | 291 | 263 |
| 3 | 11400.00 | 46.49 | 54.00 | -7.51 | 30.53 | 15.96 | Average | 206 | 251 |
| 4 | 11400.00 | 60.38 | 74.00 | -13.62 | 44.42 | 15.96 | Peak | 206 | 251 |
| 5 | 17100.00 | 44.56 | 54.00 | -9.44 | 26.60 | 17.96 | Average | 203 | 249 |
| 6 | 17100.00 | 58.39 | 74.00 | -15.61 | 40.43 | 17.96 | Peak | 203 | 249 |

Note 1: Emission Level (dBuV/m) = SA Reading (dBuV/m) + Factor* (dB)

*Factor includes antenna factor , cable loss and amplifier gain

Note 2: Margin (dB) = Emission level (dBuV/m) – Limit (dBuV/m).

| | | | |
|---------------------|------------|-------------------------|------|
| Modulation | VHT20 | Test Freq. (MHz) | 5745 |
| Polarization | Horizontal | | |



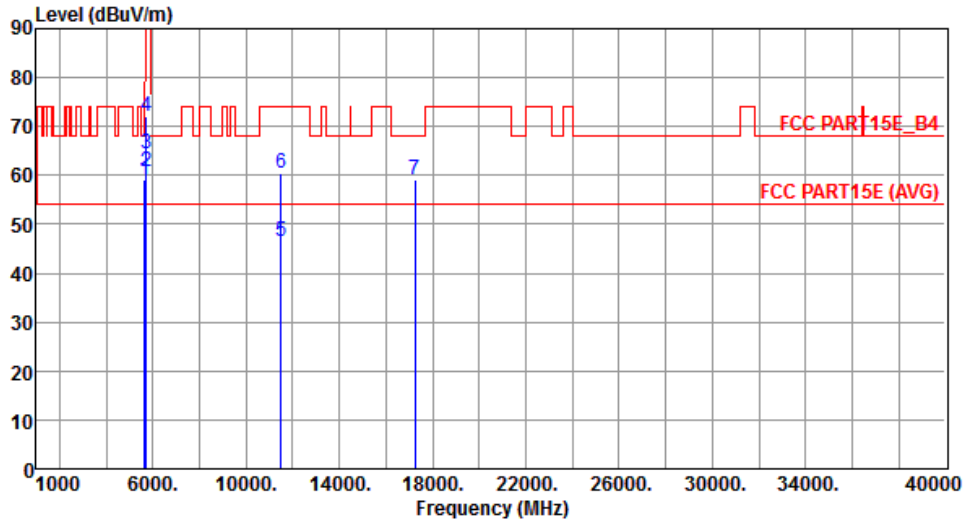
| | Freq. MHz | Emission level dBuV/m | Limit dBuV/m | Margin dB | SA reading dBuV | Factor dB | Remark | ANT High cm | Turn Table deg |
|---|--------------|-----------------------------|-----------------|--------------|-----------------------|--------------|---------|-------------------|----------------------|
| 1 | 5650.00 | 59.12 | 68.20 | -9.08 | 52.49 | 6.63 | Peak | 321 | 350 |
| 2 | 5700.00 | 62.25 | 105.20 | -42.95 | 55.48 | 6.77 | Peak | 321 | 350 |
| 3 | 5720.00 | 65.35 | 110.80 | -45.45 | 58.53 | 6.82 | Peak | 321 | 350 |
| 4 | 5725.00 | 71.99 | 122.20 | -50.21 | 65.16 | 6.83 | Peak | 321 | 350 |
| 5 | 11490.00 | 45.38 | 54.00 | -8.62 | 29.37 | 16.01 | Average | 295 | 336 |
| 6 | 11490.00 | 58.62 | 74.00 | -15.38 | 42.61 | 16.01 | Peak | 295 | 336 |
| 7 | 17235.00 | 59.45 | 68.20 | -8.75 | 41.02 | 18.43 | Peak | 299 | 348 |

Note 1: Emission Level (dBuV/m) = SA Reading (dBuV/m) + Factor* (dB)

*Factor includes antenna factor , cable loss and amplifier gain

Note 2: Margin (dB) = Emission level (dBuV/m) – Limit (dBuV/m).

| | | | |
|---------------------|----------|-------------------------|------|
| Modulation | VHT20 | Test Freq. (MHz) | 5745 |
| Polarization | Vertical | | |



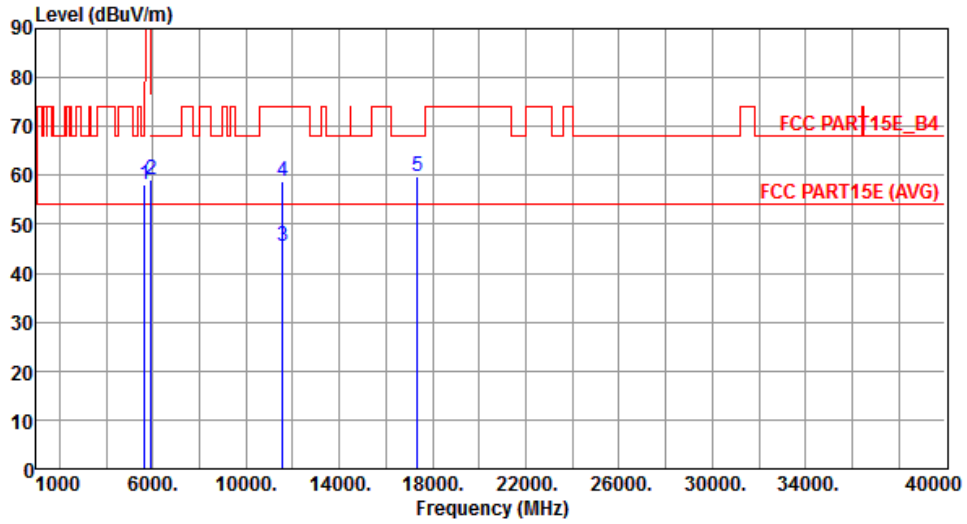
| | Freq. MHz | Emission level dBuV/m | Limit dBuV/m | Margin dB | SA reading dBuV | Factor dB | Remark | ANT High cm | Turn Table deg |
|---|--------------|-----------------------------|-----------------|--------------|-----------------------|--------------|---------|-------------------|----------------------|
| 1 | 5650.00 | 59.16 | 68.20 | -9.04 | 52.53 | 6.63 | Peak | 288 | 265 |
| 2 | 5700.00 | 60.73 | 105.20 | -44.47 | 53.96 | 6.77 | Peak | 288 | 265 |
| 3 | 5720.00 | 64.43 | 110.80 | -46.37 | 57.61 | 6.82 | Peak | 288 | 265 |
| 4 | 5725.00 | 72.17 | 122.20 | -50.03 | 65.34 | 6.83 | Peak | 288 | 265 |
| 5 | 11490.00 | 46.58 | 54.00 | -7.42 | 30.57 | 16.01 | Average | 208 | 243 |
| 6 | 11490.00 | 60.47 | 74.00 | -13.53 | 44.46 | 16.01 | Peak | 208 | 243 |
| 7 | 17235.00 | 58.96 | 68.20 | -9.24 | 40.53 | 18.43 | Peak | 205 | 254 |

Note 1: Emission Level (dBuV/m) = SA Reading (dBuV/m) + Factor* (dB)

*Factor includes antenna factor , cable loss and amplifier gain

Note 2: Margin (dB) = Emission level (dBuV/m) – Limit (dBuV/m).

| | | | |
|---------------------|------------|-------------------------|------|
| Modulation | VHT20 | Test Freq. (MHz) | 5785 |
| Polarization | Horizontal | | |



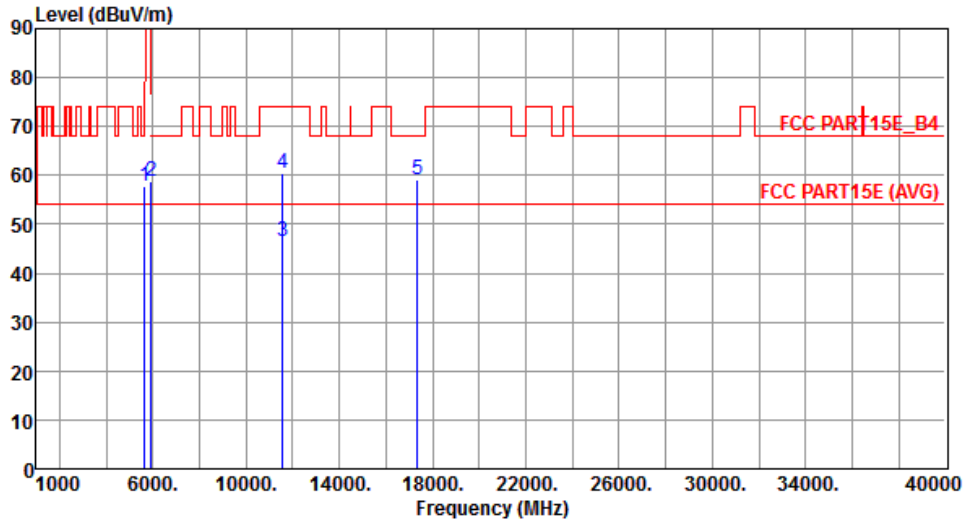
| | Freq. MHz | Emission level dBuV/m | Limit dBuV/m | Margin dB | SA reading dBuV | Factor dB | Remark | ANT High cm | Turn Table deg |
|---|--------------|-----------------------------|-----------------|--------------|-----------------------|--------------|---------|-------------------|----------------------|
| 1 | 5650.00 | 58.06 | 68.20 | -10.14 | 51.43 | 6.63 | Peak | 320 | 349 |
| 2 | 5925.00 | 58.96 | 68.20 | -9.24 | 51.62 | 7.34 | Peak | 320 | 349 |
| 3 | 11570.00 | 45.48 | 54.00 | -8.52 | 29.59 | 15.89 | Average | 298 | 335 |
| 4 | 11570.00 | 58.72 | 74.00 | -15.28 | 42.83 | 15.89 | Peak | 298 | 335 |
| 5 | 17355.00 | 59.68 | 68.20 | -8.52 | 40.86 | 18.82 | Peak | 301 | 349 |

Note 1: Emission Level (dBuV/m) = SA Reading (dBuV/m) + Factor* (dB)

*Factor includes antenna factor , cable loss and amplifier gain

Note 2: Margin (dB) = Emission level (dBuV/m) – Limit (dBuV/m).

| | | | |
|---------------------|----------|-------------------------|------|
| Modulation | VHT20 | Test Freq. (MHz) | 5785 |
| Polarization | Vertical | | |



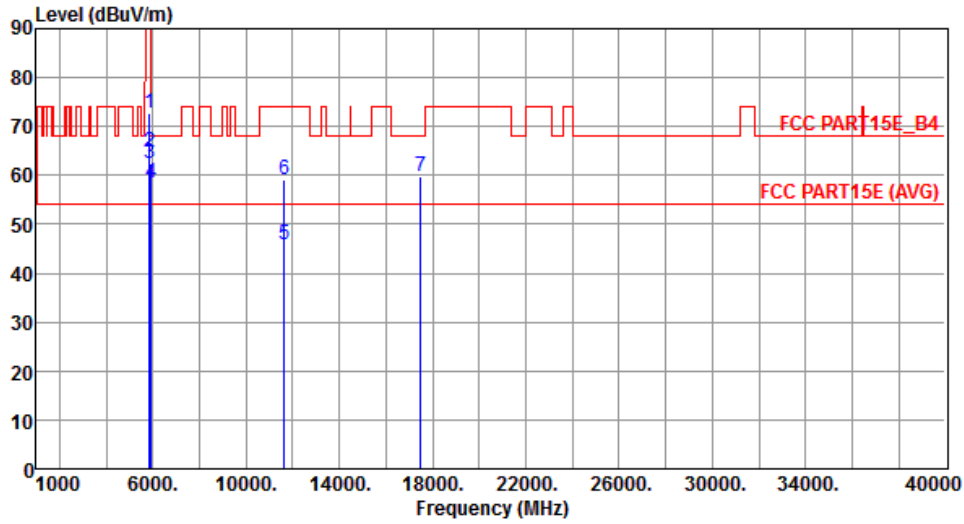
| | Freq. MHz | Emission level dBuV/m | Limit dBuV/m | Margin dB | SA reading dBuV | Factor dB | Remark | ANT High cm | Turn Table deg |
|---|--------------|-----------------------------|-----------------|--------------|-----------------------|--------------|---------|-------------------|----------------------|
| 1 | 5650.00 | 57.92 | 68.20 | -10.28 | 51.29 | 6.63 | Peak | 291 | 265 |
| 2 | 5925.00 | 58.77 | 68.20 | -9.43 | 51.43 | 7.34 | Peak | 291 | 265 |
| 3 | 11570.00 | 46.41 | 54.00 | -7.59 | 30.52 | 15.89 | Average | 210 | 245 |
| 4 | 11570.00 | 60.35 | 74.00 | -13.65 | 44.46 | 15.89 | Peak | 210 | 245 |
| 5 | 17355.00 | 59.15 | 68.20 | -9.05 | 40.33 | 18.82 | Peak | 208 | 261 |

Note 1: Emission Level (dBuV/m) = SA Reading (dBuV/m) + Factor* (dB)

*Factor includes antenna factor , cable loss and amplifier gain

Note 2: Margin (dB) = Emission level (dBuV/m) – Limit (dBuV/m).

| | | | |
|---------------------|------------|-------------------------|------|
| Modulation | VHT20 | Test Freq. (MHz) | 5825 |
| Polarization | Horizontal | | |



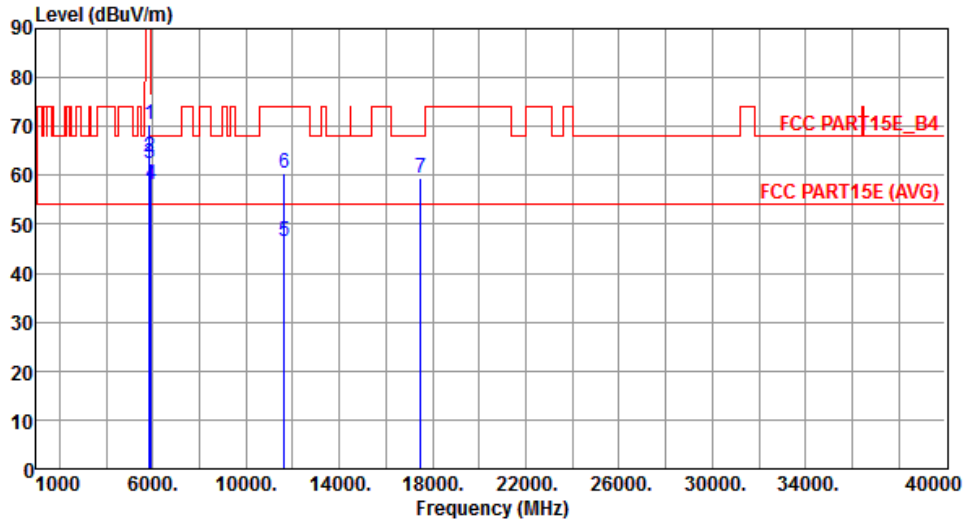
| | Freq. MHz | Emission level dBuV/m | Limit dBuV/m | Margin dB | SA reading dBuV | Factor dB | Remark | ANT High cm | Turn Table deg |
|---|--------------|-----------------------------|-----------------|--------------|-----------------------|--------------|---------|-------------------|----------------------|
| 1 | 5850.00 | 72.57 | 122.20 | -49.63 | 65.41 | 7.16 | Peak | 321 | 349 |
| 2 | 5855.00 | 64.60 | 110.80 | -46.20 | 57.42 | 7.18 | Peak | 321 | 349 |
| 3 | 5875.00 | 62.46 | 105.20 | -42.74 | 55.23 | 7.23 | Peak | 321 | 349 |
| 4 | 5925.00 | 58.31 | 68.20 | -9.89 | 50.97 | 7.34 | Peak | 321 | 349 |
| 5 | 11650.00 | 45.94 | 54.00 | -8.06 | 30.20 | 15.74 | Average | 303 | 339 |
| 6 | 11650.00 | 59.21 | 74.00 | -14.79 | 43.47 | 15.74 | Peak | 303 | 339 |
| 7 | 17475.00 | 59.84 | 68.20 | -8.36 | 40.61 | 19.23 | Peak | 303 | 352 |

Note 1: Emission Level (dBuV/m) = SA Reading (dBuV/m) + Factor* (dB)

*Factor includes antenna factor , cable loss and amplifier gain

Note 2: Margin (dB) = Emission level (dBuV/m) – Limit (dBuV/m).

| | | | |
|---------------------|----------|-------------------------|------|
| Modulation | VHT20 | Test Freq. (MHz) | 5825 |
| Polarization | Vertical | | |



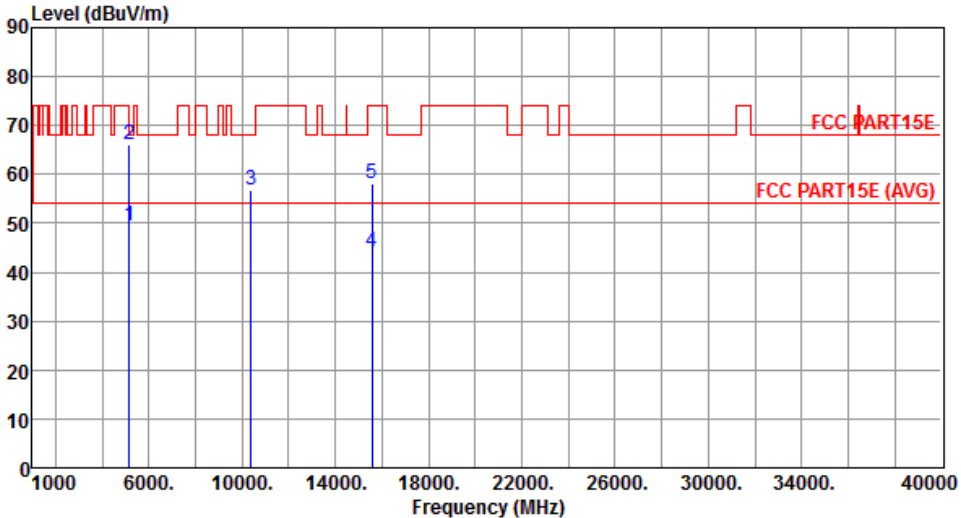
| | Freq. MHz | Emission level dBuV/m | Limit dBuV/m | Margin dB | SA reading dBuV | Factor dB | Remark | ANT High cm | Turn Table deg |
|---|--------------|-----------------------------|-----------------|--------------|-----------------------|--------------|---------|-------------------|----------------------|
| 1 | 5850.00 | 70.37 | 122.20 | -51.83 | 63.21 | 7.16 | Peak | 293 | 261 |
| 2 | 5855.00 | 63.89 | 110.80 | -46.91 | 56.71 | 7.18 | Peak | 293 | 261 |
| 3 | 5875.00 | 62.56 | 105.20 | -42.64 | 55.33 | 7.23 | Peak | 293 | 261 |
| 4 | 5925.00 | 58.21 | 68.20 | -9.99 | 50.87 | 7.34 | Peak | 293 | 261 |
| 5 | 11650.00 | 46.52 | 54.00 | -7.48 | 30.78 | 15.74 | Average | 213 | 256 |
| 6 | 11650.00 | 60.48 | 74.00 | -13.52 | 44.74 | 15.74 | Peak | 213 | 256 |
| 7 | 17475.00 | 59.42 | 68.20 | -8.78 | 40.19 | 19.23 | Peak | 210 | 257 |

Note 1: Emission Level (dBuV/m) = SA Reading (dBuV/m) + Factor* (dB)

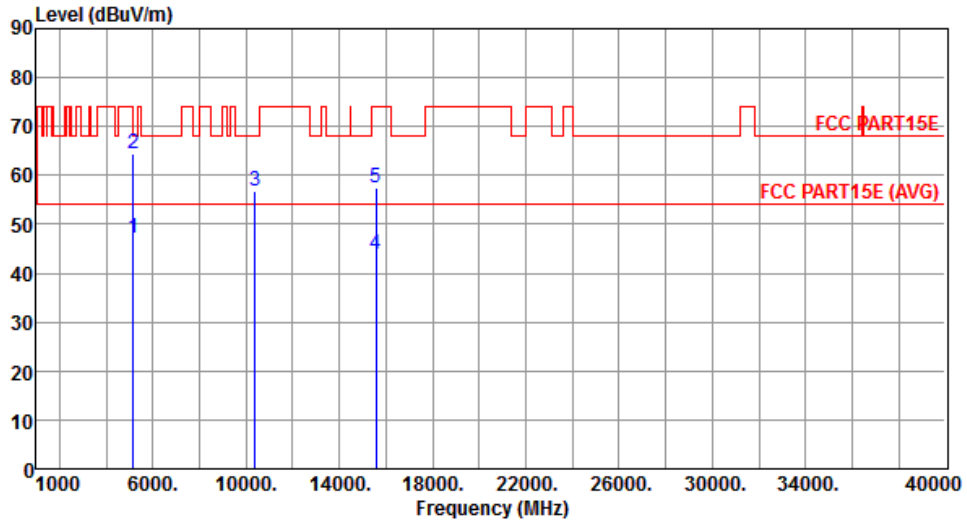
*Factor includes antenna factor , cable loss and amplifier gain

Note 2: Margin (dB) = Emission level (dBuV/m) – Limit (dBuV/m).

3.5.12 Transmitter Radiated Unwanted Emissions (Above 1GHz) for VHT40

| Modulation | VHT40 | Test Freq. (MHz) | 5190 | | | | | | |
|---|------------|-------------------|--------|--------|---------------|--------|---------|-------------|---------------|
| Polarization | Horizontal | | | | | | | | |
|  | | | | | | | | | |
| | Freq. | Emission level | Limit | Margin | SA reading | Factor | Remark | ANT High | Turn Table |
| | MHz | dBuV/m | dBuV/m | dB | dBuV | dB | | cm | deg |
| 1 | 5150.00 | 49.35 | 54.00 | -4.65 | 43.48 | 5.87 | Average | 248 | 313 |
| 2 | 5150.00 | 66.08 | 74.00 | -7.92 | 60.21 | 5.87 | Peak | 248 | 313 |
| 3 | 10380.00 | 56.95 | 68.20 | -11.25 | 41.70 | 15.25 | Peak | 211 | 265 |
| 4 | 15570.00 | 44.02 | 54.00 | -9.98 | 27.98 | 16.04 | Average | 203 | 255 |
| 5 | 15570.00 | 58.16 | 74.00 | -15.84 | 42.12 | 16.04 | Peak | 203 | 255 |
| <p>Note 1: Emission Level (dBuV/m) = SA Reading (dBuV/m) + Factor* (dB) *Factor includes antenna factor , cable loss and amplifier gain Note 2: Margin (dB) = Emission level (dBuV/m) – Limit (dBuV/m).</p> | | | | | | | | | |

| | | | |
|---------------------|----------|-------------------------|------|
| Modulation | VHT40 | Test Freq. (MHz) | 5190 |
| Polarization | Vertical | | |



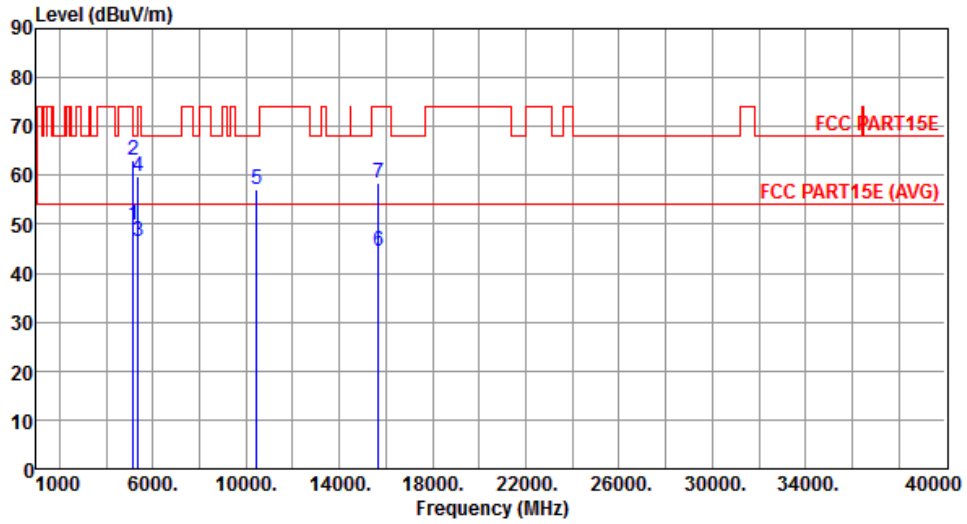
| | Freq. MHz | Emission level dBuV/m | Limit dBuV/m | Margin dB | SA reading dBuV | Factor dB | Remark | ANT High cm | Turn Table deg |
|---|--------------|-----------------------------|-----------------|--------------|-----------------------|--------------|---------|-------------------|----------------------|
| 1 | 5150.00 | 47.21 | 54.00 | -6.79 | 41.34 | 5.87 | Average | 302 | 265 |
| 2 | 5150.00 | 64.32 | 74.00 | -9.68 | 58.45 | 5.87 | Peak | 302 | 265 |
| 3 | 10380.00 | 56.81 | 68.20 | -11.39 | 41.56 | 15.25 | Peak | 207 | 244 |
| 4 | 15570.00 | 43.68 | 54.00 | -10.32 | 27.64 | 16.04 | Average | 191 | 253 |
| 5 | 15570.00 | 57.45 | 74.00 | -16.55 | 41.41 | 16.04 | Peak | 191 | 253 |

Note 1: Emission Level (dBuV/m) = SA Reading (dBuV/m) + Factor* (dB)

*Factor includes antenna factor , cable loss and amplifier gain

Note 2: Margin (dB) = Emission level (dBuV/m) – Limit (dBuV/m).

| | | | |
|---------------------|------------|-------------------------|------|
| Modulation | VHT40 | Test Freq. (MHz) | 5230 |
| Polarization | Horizontal | | |



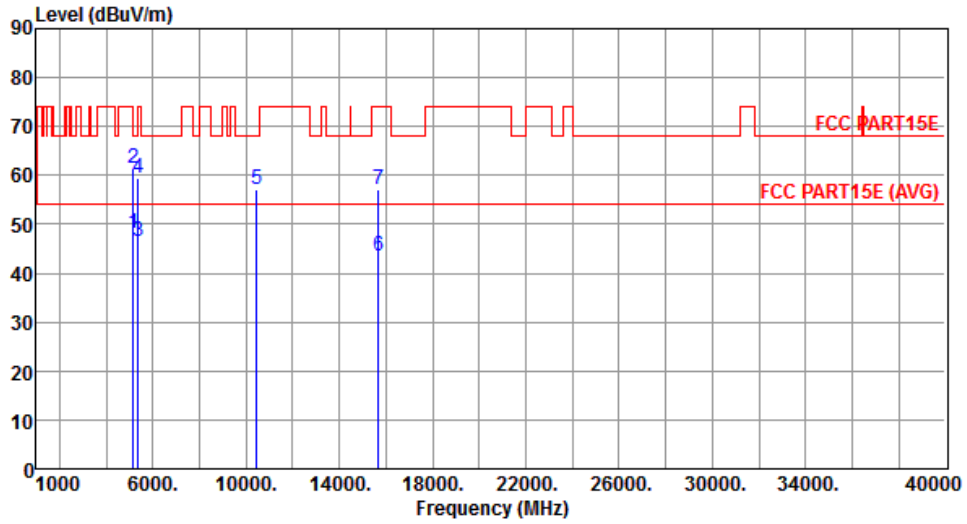
| | Freq. MHz | Emission level dBuV/m | Limit dBuV/m | Margin dB | SA reading dBuV | Factor dB | Remark | ANT High cm | Turn Table deg |
|---|--------------|-----------------------------|-----------------|--------------|-----------------------|--------------|---------|-------------------|----------------------|
| 1 | 5150.00 | 49.65 | 54.00 | -4.35 | 43.78 | 5.87 | Average | 247 | 313 |
| 2 | 5150.00 | 62.98 | 74.00 | -11.02 | 57.11 | 5.87 | Peak | 247 | 313 |
| 3 | 5350.00 | 46.57 | 54.00 | -7.43 | 40.36 | 6.21 | Average | 247 | 313 |
| 4 | 5350.00 | 59.70 | 74.00 | -14.30 | 53.49 | 6.21 | Peak | 247 | 313 |
| 5 | 10460.00 | 57.24 | 68.20 | -10.96 | 41.90 | 15.34 | Peak | 203 | 258 |
| 6 | 15690.00 | 44.36 | 54.00 | -9.64 | 28.47 | 15.89 | Average | 206 | 261 |
| 7 | 15690.00 | 58.45 | 74.00 | -15.55 | 42.56 | 15.89 | Peak | 206 | 261 |

Note 1: Emission Level (dBuV/m) = SA Reading (dBuV/m) + Factor* (dB)

*Factor includes antenna factor , cable loss and amplifier gain

Note 2: Margin (dB) = Emission level (dBuV/m) – Limit (dBuV/m).

| | | | |
|---------------------|----------|-------------------------|------|
| Modulation | VHT40 | Test Freq. (MHz) | 5230 |
| Polarization | Vertical | | |



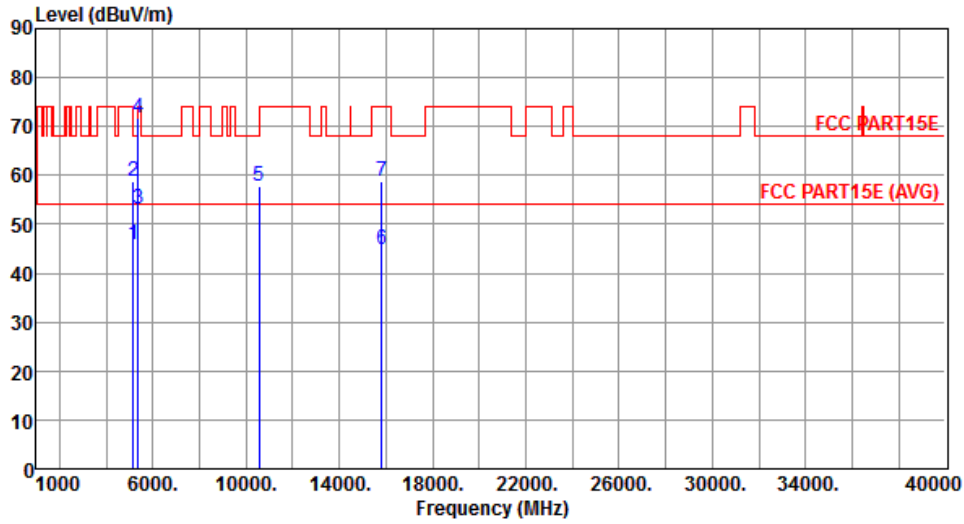
| | Freq. MHz | Emission level dBuV/m | Limit dBuV/m | Margin dB | SA reading dBuV | Factor dB | Remark | ANT High cm | Turn Table deg |
|---|--------------|-----------------------------|-----------------|--------------|-----------------------|--------------|---------|-------------------|----------------------|
| 1 | 5150.00 | 48.25 | 54.00 | -5.75 | 42.38 | 5.87 | Average | 305 | 259 |
| 2 | 5150.00 | 61.54 | 74.00 | -12.46 | 55.67 | 5.87 | Peak | 305 | 259 |
| 3 | 5350.00 | 46.66 | 54.00 | -7.34 | 40.45 | 6.21 | Average | 305 | 259 |
| 4 | 5350.00 | 59.43 | 74.00 | -14.57 | 53.22 | 6.21 | Peak | 305 | 259 |
| 5 | 10460.00 | 57.11 | 68.20 | -11.09 | 41.77 | 15.34 | Peak | 211 | 259 |
| 6 | 15690.00 | 43.51 | 54.00 | -10.49 | 27.62 | 15.89 | Average | 189 | 255 |
| 7 | 15690.00 | 57.26 | 74.00 | -16.74 | 41.37 | 15.89 | Peak | 189 | 255 |

Note 1: Emission Level (dBuV/m) = SA Reading (dBuV/m) + Factor* (dB)

*Factor includes antenna factor , cable loss and amplifier gain

Note 2: Margin (dB) = Emission level (dBuV/m) – Limit (dBuV/m).

| | | | |
|---------------------|------------|-------------------------|------|
| Modulation | VHT40 | Test Freq. (MHz) | 5270 |
| Polarization | Horizontal | | |



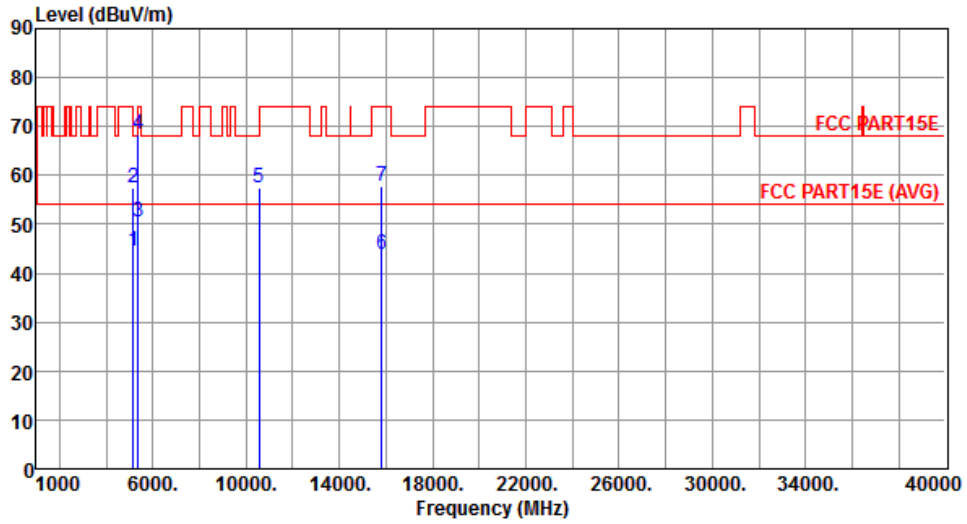
| | Freq. MHz | Emission level dBuV/m | Limit dBuV/m | Margin dB | SA reading dBuV | Factor dB | Remark | ANT High cm | Turn Table deg |
|---|--------------|-----------------------------|-----------------|--------------|-----------------------|--------------|---------|-------------------|----------------------|
| 1 | 5150.00 | 45.93 | 54.00 | -8.07 | 40.06 | 5.87 | Average | 248 | 313 |
| 2 | 5150.00 | 58.78 | 74.00 | -15.22 | 52.91 | 5.87 | Peak | 248 | 313 |
| 3 | 5350.00 | 52.99 | 54.00 | -1.01 | 46.78 | 6.21 | Average | 248 | 313 |
| 4 | 5350.00 | 71.82 | 74.00 | -2.18 | 65.61 | 6.21 | Peak | 248 | 313 |
| 5 | 10540.00 | 57.65 | 68.20 | -10.55 | 42.23 | 15.42 | Peak | 202 | 281 |
| 6 | 15810.00 | 44.69 | 54.00 | -9.31 | 28.94 | 15.75 | Average | 210 | 274 |
| 7 | 15810.00 | 58.67 | 74.00 | -15.33 | 42.92 | 15.75 | Peak | 210 | 274 |

Note 1: Emission Level (dBuV/m) = SA Reading (dBuV/m) + Factor* (dB)

*Factor includes antenna factor , cable loss and amplifier gain

Note 2: Margin (dB) = Emission level (dBuV/m) – Limit (dBuV/m).

| | | | |
|---------------------|----------|-------------------------|------|
| Modulation | VHT40 | Test Freq. (MHz) | 5270 |
| Polarization | Vertical | | |



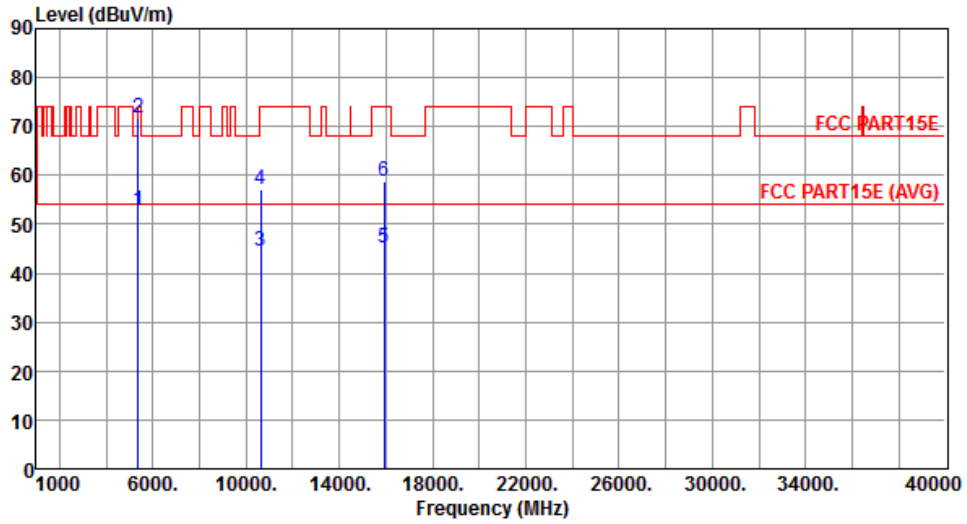
| | Freq. MHz | Emission level dBuV/m | Limit dBuV/m | Margin dB | SA reading dBuV | Factor dB | Remark | ANT High cm | Turn Table deg |
|---|--------------|-----------------------------|-----------------|--------------|-----------------------|--------------|---------|-------------------|----------------------|
| 1 | 5150.00 | 44.62 | 54.00 | -9.38 | 38.75 | 5.87 | Average | 308 | 261 |
| 2 | 5150.00 | 57.51 | 74.00 | -16.49 | 51.64 | 5.87 | Peak | 308 | 261 |
| 3 | 5350.00 | 50.62 | 54.00 | -3.38 | 44.41 | 6.21 | Average | 308 | 261 |
| 4 | 5350.00 | 68.51 | 74.00 | -5.49 | 62.30 | 6.21 | Peak | 308 | 261 |
| 5 | 10540.00 | 57.45 | 68.20 | -10.75 | 42.03 | 15.42 | Peak | 209 | 263 |
| 6 | 15810.00 | 43.86 | 54.00 | -10.14 | 28.11 | 15.75 | Average | 193 | 264 |
| 7 | 15810.00 | 57.65 | 74.00 | -16.35 | 41.90 | 15.75 | Peak | 193 | 264 |

Note 1: Emission Level (dBuV/m) = SA Reading (dBuV/m) + Factor* (dB)

*Factor includes antenna factor , cable loss and amplifier gain

Note 2: Margin (dB) = Emission level (dBuV/m) – Limit (dBuV/m).

| | | | |
|---------------------|------------|-------------------------|------|
| Modulation | VHT40 | Test Freq. (MHz) | 5310 |
| Polarization | Horizontal | | |



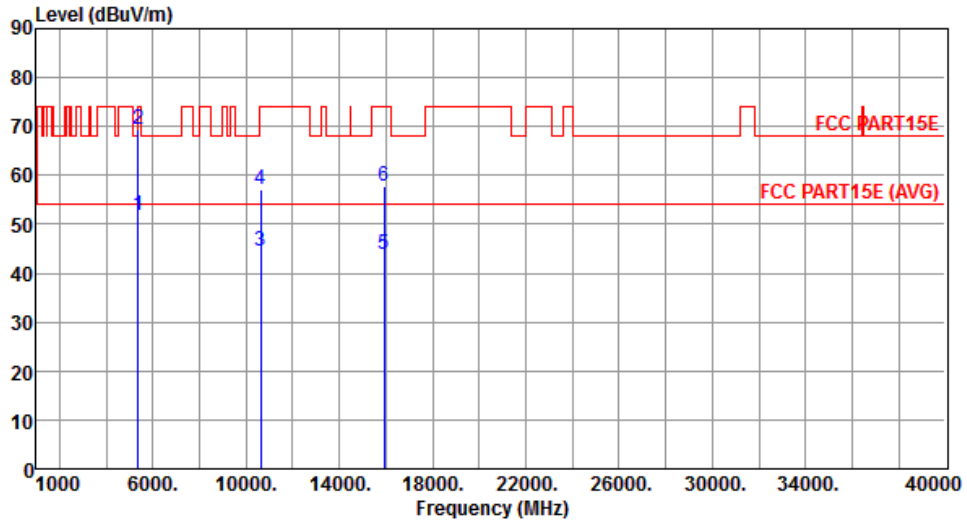
| | Freq. MHz | Emission level dBuV/m | Limit dBuV/m | Margin dB | SA reading dBuV | Factor dB | Remark | ANT High cm | Turn Table deg |
|---|--------------|-----------------------------|-----------------|--------------|-----------------------|--------------|---------|-------------------|----------------------|
| 1 | 5350.00 | 52.95 | 54.00 | -1.05 | 46.74 | 6.21 | Average | 248 | 312 |
| 2 | 5350.00 | 71.66 | 74.00 | -2.34 | 65.45 | 6.21 | Peak | 248 | 312 |
| 3 | 10620.00 | 44.39 | 54.00 | -9.61 | 28.91 | 15.48 | Average | 208 | 293 |
| 4 | 10620.00 | 57.16 | 74.00 | -16.84 | 41.68 | 15.48 | Peak | 208 | 293 |
| 5 | 15930.00 | 45.02 | 54.00 | -8.98 | 29.42 | 15.60 | Average | 210 | 298 |
| 6 | 15930.00 | 58.93 | 74.00 | -15.07 | 43.33 | 15.60 | Peak | 210 | 298 |

Note 1: Emission Level (dBuV/m) = SA Reading (dBuV/m) + Factor* (dB)

*Factor includes antenna factor , cable loss and amplifier gain

Note 2: Margin (dB) = Emission level (dBuV/m) – Limit (dBuV/m).

| | | | |
|---------------------|----------|-------------------------|------|
| Modulation | VHT40 | Test Freq. (MHz) | 5310 |
| Polarization | Vertical | | |



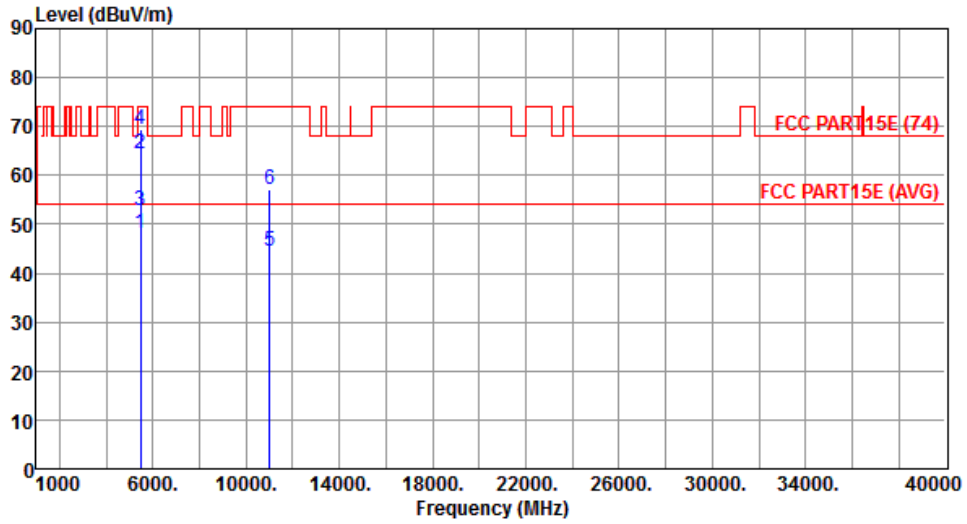
| | Freq. MHz | Emission level dBuV/m | Limit dBuV/m | Margin dB | SA reading dBuV | Factor dB | Remark | ANT High cm | Turn Table deg |
|---|--------------|-----------------------------|-----------------|--------------|-----------------------|--------------|---------|-------------------|----------------------|
| 1 | 5350.00 | 51.86 | 54.00 | -2.14 | 45.65 | 6.21 | Average | 309 | 265 |
| 2 | 5350.00 | 69.44 | 74.00 | -4.56 | 63.23 | 6.21 | Peak | 309 | 265 |
| 3 | 10620.00 | 44.51 | 54.00 | -9.49 | 29.03 | 15.48 | Average | 210 | 284 |
| 4 | 10620.00 | 57.23 | 74.00 | -16.77 | 41.75 | 15.48 | Peak | 210 | 284 |
| 5 | 15930.00 | 43.98 | 54.00 | -10.02 | 28.38 | 15.60 | Average | 195 | 256 |
| 6 | 15930.00 | 57.84 | 74.00 | -16.16 | 42.24 | 15.60 | Peak | 195 | 256 |

Note 1: Emission Level (dBuV/m) = SA Reading (dBuV/m) + Factor* (dB)

*Factor includes antenna factor , cable loss and amplifier gain

Note 2: Margin (dB) = Emission level (dBuV/m) – Limit (dBuV/m).

| | | | |
|---------------------|------------|-------------------------|------|
| Modulation | VHT40 | Test Freq. (MHz) | 5510 |
| Polarization | Horizontal | | |



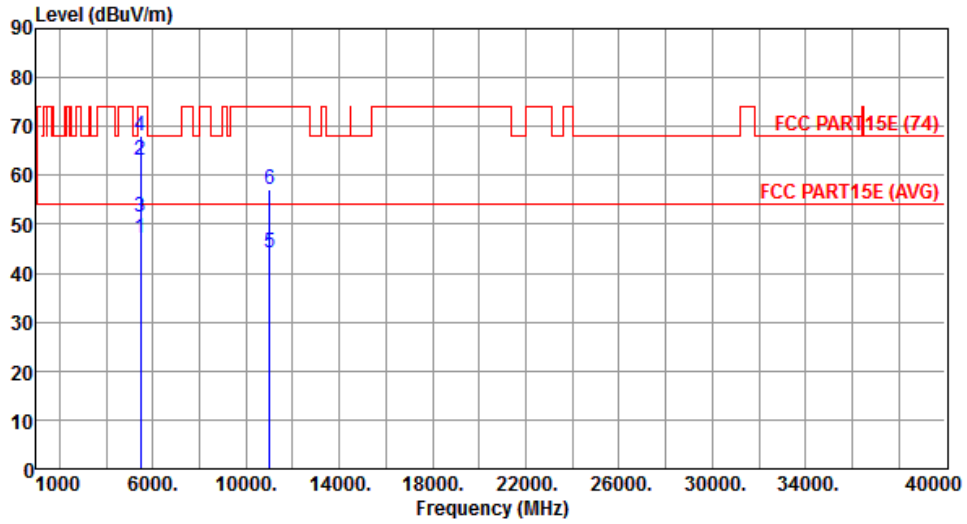
| | Freq. MHz | Emission level dBuV/m | Limit dBuV/m | Margin dB | SA reading dBuV | Factor dB | Remark | ANT High cm | Turn Table deg |
|---|--------------|-----------------------------|-----------------|--------------|-----------------------|--------------|---------|-------------------|----------------------|
| 1 | 5460.00 | 48.20 | 54.00 | -5.80 | 41.84 | 6.36 | Average | 248 | 321 |
| 2 | 5460.00 | 64.45 | 74.00 | -9.55 | 58.09 | 6.36 | Peak | 248 | 321 |
| 3 | 5470.00 | 52.92 | 54.00 | -1.08 | 46.55 | 6.37 | Average | 248 | 321 |
| 4 | 5470.00 | 69.29 | 74.00 | -4.71 | 62.92 | 6.37 | Peak | 248 | 321 |
| 5 | 11020.00 | 44.65 | 54.00 | -9.35 | 28.90 | 15.75 | Average | 193 | 264 |
| 6 | 11020.00 | 57.28 | 74.00 | -16.72 | 41.53 | 15.75 | Peak | 193 | 264 |

Note 1: Emission Level (dBuV/m) = SA Reading (dBuV/m) + Factor* (dB)

*Factor includes antenna factor , cable loss and amplifier gain

Note 2: Margin (dB) = Emission level (dBuV/m) – Limit (dBuV/m).

| | | | |
|---------------------|----------|-------------------------|------|
| Modulation | VHT40 | Test Freq. (MHz) | 5510 |
| Polarization | Vertical | | |



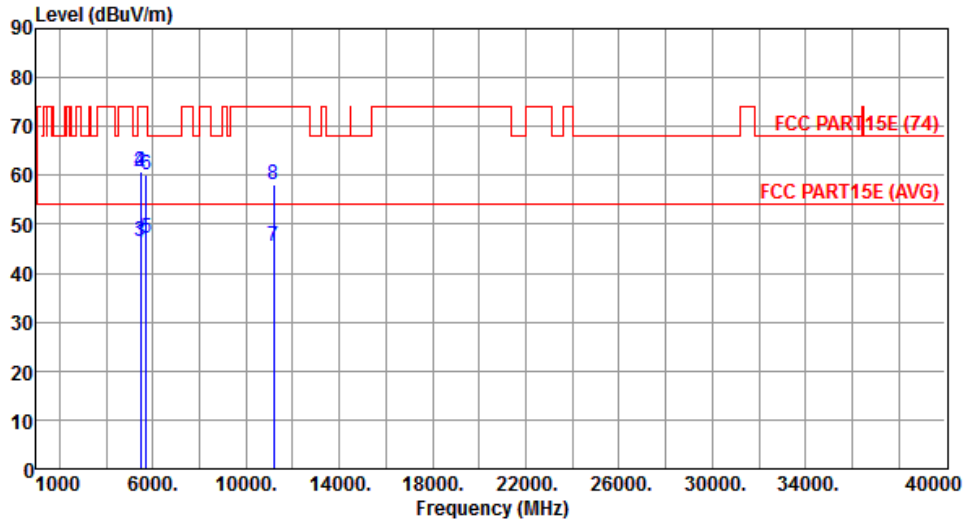
| | Freq. MHz | Emission level dBuV/m | Limit dBuV/m | Margin dB | SA reading dBuV | Factor dB | Remark | ANT High cm | Turn Table deg |
|---|--------------|-----------------------------|-----------------|--------------|-----------------------|--------------|---------|-------------------|----------------------|
| 1 | 5460.00 | 47.12 | 54.00 | -6.88 | 40.76 | 6.36 | Average | 306 | 264 |
| 2 | 5460.00 | 63.15 | 74.00 | -10.85 | 56.79 | 6.36 | Peak | 306 | 264 |
| 3 | 5470.00 | 51.42 | 54.00 | -2.58 | 45.05 | 6.37 | Average | 306 | 264 |
| 4 | 5470.00 | 68.24 | 74.00 | -5.76 | 61.87 | 6.37 | Peak | 306 | 264 |
| 5 | 11020.00 | 44.23 | 54.00 | -9.77 | 28.48 | 15.75 | Average | 205 | 291 |
| 6 | 11020.00 | 57.06 | 74.00 | -16.94 | 41.31 | 15.75 | Peak | 205 | 291 |

Note 1: Emission Level (dBuV/m) = SA Reading (dBuV/m) + Factor* (dB)

*Factor includes antenna factor , cable loss and amplifier gain

Note 2: Margin (dB) = Emission level (dBuV/m) – Limit (dBuV/m).

| | | | |
|---------------------|------------|-------------------------|------|
| Modulation | VHT40 | Test Freq. (MHz) | 5590 |
| Polarization | Horizontal | | |



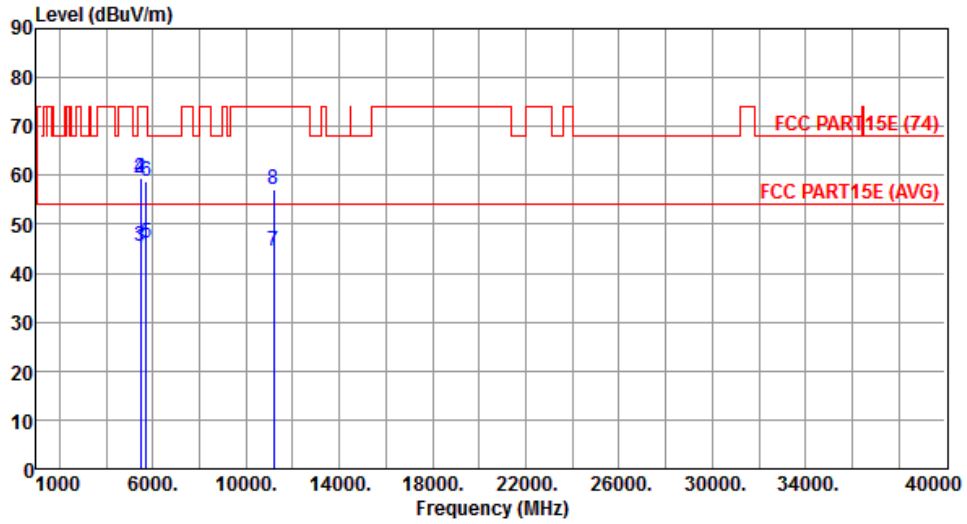
| | Freq. MHz | Emission level dBuV/m | Limit dBuV/m | Margin dB | SA reading dBuV | Factor dB | Remark | ANT High cm | Turn Table deg |
|---|--------------|-----------------------------|-----------------|--------------|-----------------------|--------------|---------|-------------------|----------------------|
| 1 | 5460.00 | 46.25 | 54.00 | -7.75 | 39.89 | 6.36 | Average | 249 | 321 |
| 2 | 5460.00 | 60.71 | 74.00 | -13.29 | 54.35 | 6.36 | Peak | 249 | 321 |
| 3 | 5470.00 | 46.58 | 54.00 | -7.42 | 40.21 | 6.37 | Average | 249 | 321 |
| 4 | 5470.00 | 60.86 | 74.00 | -13.14 | 54.49 | 6.37 | Peak | 249 | 321 |
| 5 | 5725.00 | 47.21 | 54.00 | -6.79 | 40.38 | 6.83 | Average | 249 | 321 |
| 6 | 5725.00 | 60.18 | 74.00 | -13.82 | 53.35 | 6.83 | Peak | 249 | 321 |
| 7 | 11180.00 | 45.36 | 54.00 | -8.64 | 29.52 | 15.84 | Average | 189 | 227 |
| 8 | 11180.00 | 58.02 | 74.00 | -15.98 | 42.18 | 15.84 | Peak | 189 | 227 |

Note 1: Emission Level (dBuV/m) = SA Reading (dBuV/m) + Factor* (dB)

*Factor includes antenna factor , cable loss and amplifier gain

Note 2: Margin (dB) = Emission level (dBuV/m) – Limit (dBuV/m).

| | | | |
|---------------------|----------|-------------------------|------|
| Modulation | VHT40 | Test Freq. (MHz) | 5590 |
| Polarization | Vertical | | |



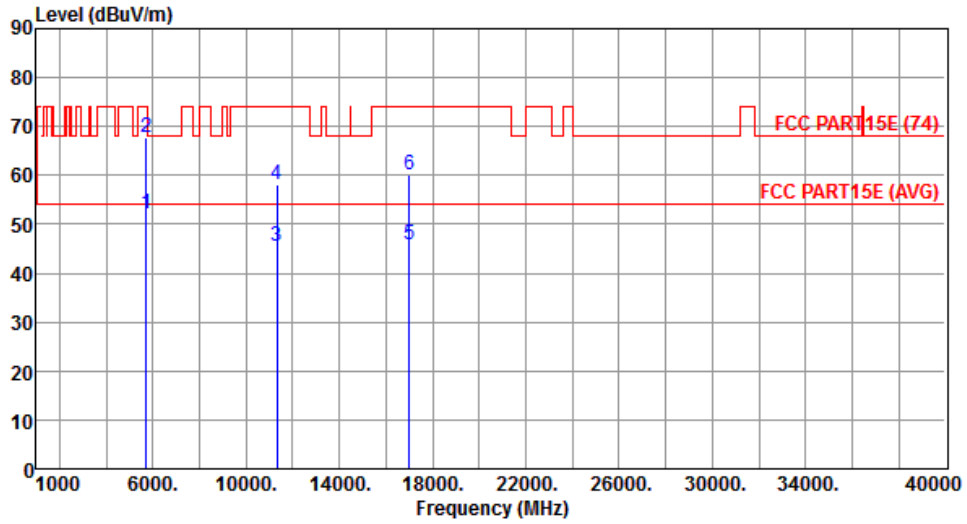
| | Freq. MHz | Emission level dBuV/m | Limit dBuV/m | Margin dB | SA reading dBuV | Factor dB | Remark | ANT High cm | Turn Table deg |
|---|--------------|-----------------------------|-----------------|--------------|-----------------------|--------------|---------|-------------------|----------------------|
| 1 | 5460.00 | 45.02 | 54.00 | -8.98 | 38.66 | 6.36 | Average | 303 | 265 |
| 2 | 5460.00 | 59.31 | 74.00 | -14.69 | 52.95 | 6.36 | Peak | 303 | 265 |
| 3 | 5470.00 | 45.63 | 54.00 | -8.37 | 39.26 | 6.37 | Average | 303 | 265 |
| 4 | 5470.00 | 59.48 | 74.00 | -14.52 | 53.11 | 6.37 | Peak | 303 | 265 |
| 5 | 5725.00 | 46.13 | 54.00 | -7.87 | 39.30 | 6.83 | Average | 303 | 265 |
| 6 | 5725.00 | 58.65 | 74.00 | -15.35 | 51.82 | 6.83 | Peak | 303 | 265 |
| 7 | 11180.00 | 44.39 | 54.00 | -9.61 | 28.55 | 15.84 | Average | 201 | 309 |
| 8 | 11180.00 | 57.11 | 74.00 | -16.89 | 41.27 | 15.84 | Peak | 201 | 309 |

Note 1: Emission Level (dBuV/m) = SA Reading (dBuV/m) + Factor* (dB)

*Factor includes antenna factor , cable loss and amplifier gain

Note 2: Margin (dB) = Emission level (dBuV/m) – Limit (dBuV/m).

| | | | |
|---------------------|------------|-------------------------|------|
| Modulation | VHT40 | Test Freq. (MHz) | 5670 |
| Polarization | Horizontal | | |



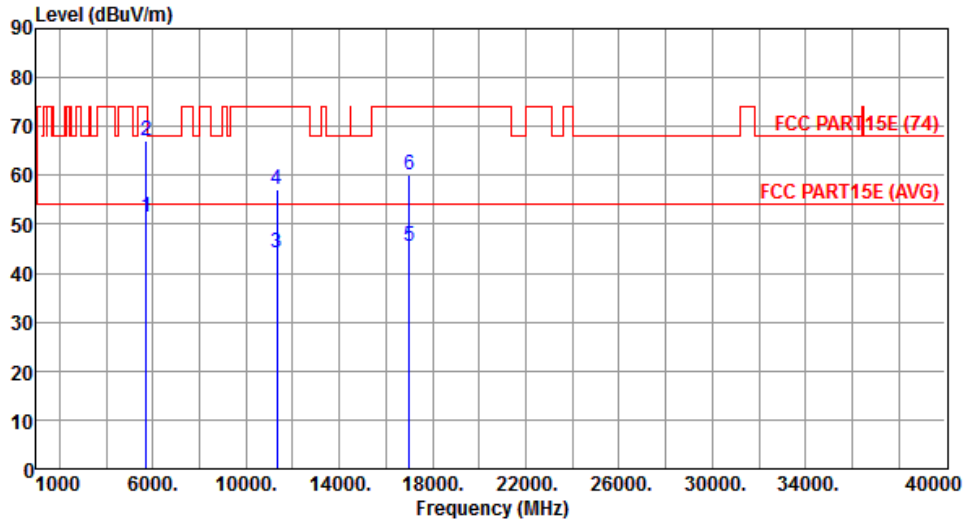
| | Freq. MHz | Emission level dBuV/m | Limit dBuV/m | Margin dB | SA reading dBuV | Factor dB | Remark | ANT High cm | Turn Table deg |
|---|--------------|-----------------------------|-----------------|--------------|-----------------------|--------------|---------|-------------------|----------------------|
| 1 | 5725.00 | 52.18 | 54.00 | -1.82 | 45.35 | 6.83 | Average | 240 | 326 |
| 2 | 5725.00 | 67.83 | 74.00 | -6.17 | 61.00 | 6.83 | Peak | 240 | 326 |
| 3 | 11340.00 | 45.61 | 54.00 | -8.39 | 29.68 | 15.93 | Average | 176 | 243 |
| 4 | 11340.00 | 57.96 | 74.00 | -16.04 | 42.03 | 15.93 | Peak | 176 | 243 |
| 5 | 17010.00 | 45.84 | 54.00 | -8.16 | 28.19 | 17.65 | Average | 182 | 256 |
| 6 | 17010.00 | 60.23 | 74.00 | -13.77 | 42.58 | 17.65 | Peak | 182 | 256 |

Note 1: Emission Level (dBuV/m) = SA Reading (dBuV/m) + Factor* (dB)

*Factor includes antenna factor , cable loss and amplifier gain

Note 2: Margin (dB) = Emission level (dBuV/m) – Limit (dBuV/m).

| | | | |
|---------------------|----------|-------------------------|------|
| Modulation | VHT40 | Test Freq. (MHz) | 5670 |
| Polarization | Vertical | | |



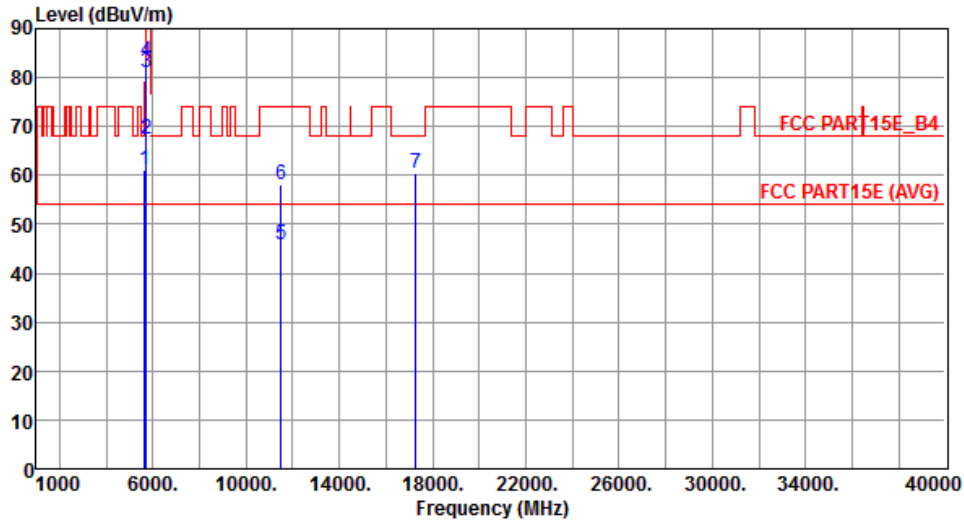
| | Freq. MHz | Emission level dBuV/m | Limit dBuV/m | Margin dB | SA reading dBuV | Factor dB | Remark | ANT High cm | Turn Table deg |
|---|--------------|-----------------------------|-----------------|--------------|-----------------------|--------------|---------|-------------------|----------------------|
| 1 | 5725.00 | 51.44 | 54.00 | -2.56 | 44.61 | 6.83 | Average | 308 | 269 |
| 2 | 5725.00 | 66.95 | 74.00 | -7.05 | 60.12 | 6.83 | Peak | 308 | 269 |
| 3 | 11340.00 | 44.16 | 54.00 | -9.84 | 28.23 | 15.93 | Average | 204 | 215 |
| 4 | 11340.00 | 57.04 | 74.00 | -16.96 | 41.11 | 15.93 | Peak | 204 | 215 |
| 5 | 17010.00 | 45.36 | 54.00 | -8.64 | 27.71 | 17.65 | Average | 208 | 239 |
| 6 | 17010.00 | 60.18 | 74.00 | -13.82 | 42.53 | 17.65 | Peak | 208 | 239 |

Note 1: Emission Level (dBuV/m) = SA Reading (dBuV/m) + Factor* (dB)

*Factor includes antenna factor , cable loss and amplifier gain

Note 2: Margin (dB) = Emission level (dBuV/m) – Limit (dBuV/m).

| | | | |
|---------------------|------------|-------------------------|------|
| Modulation | VHT40 | Test Freq. (MHz) | 5755 |
| Polarization | Horizontal | | |



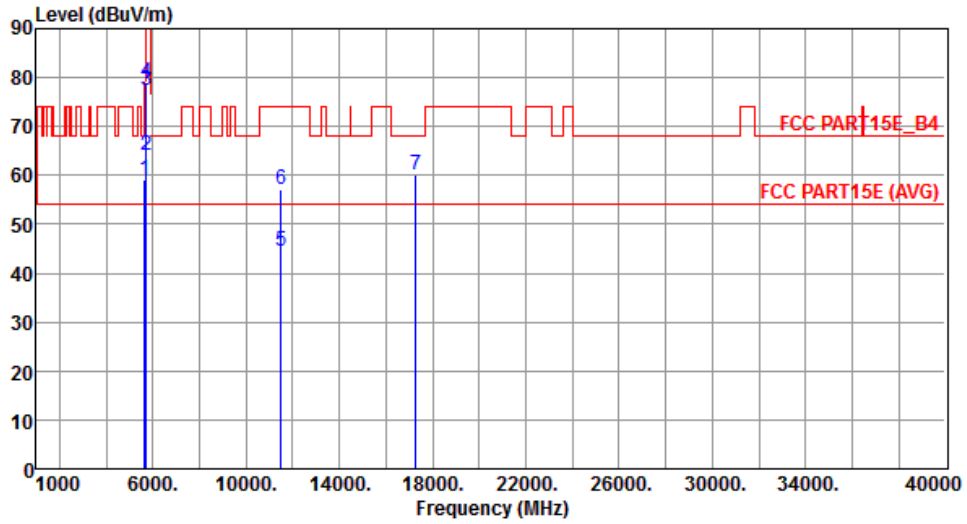
| | Freq. MHz | Emission level dBuV/m | Limit dBuV/m | Margin dB | SA reading dBuV | Factor dB | Remark | ANT High cm | Turn Table deg |
|---|--------------|-----------------------------|-----------------|--------------|-----------------------|--------------|---------|-------------------|----------------------|
| 1 | 5650.00 | 61.21 | 68.20 | -6.99 | 54.58 | 6.63 | Peak | 240 | 323 |
| 2 | 5700.00 | 67.52 | 105.20 | -37.68 | 60.75 | 6.77 | Peak | 240 | 323 |
| 3 | 5720.00 | 81.00 | 110.80 | -29.80 | 74.18 | 6.82 | Peak | 240 | 323 |
| 4 | 5725.00 | 83.28 | 122.20 | -38.92 | 76.45 | 6.83 | Peak | 240 | 323 |
| 5 | 11510.00 | 45.88 | 54.00 | -8.12 | 29.88 | 16.00 | Average | 183 | 259 |
| 6 | 11510.00 | 58.26 | 74.00 | -15.74 | 42.26 | 16.00 | Peak | 183 | 259 |
| 7 | 17265.00 | 60.49 | 68.20 | -7.71 | 41.98 | 18.51 | Peak | 184 | 229 |

Note 1: Emission Level (dBuV/m) = SA Reading (dBuV/m) + Factor* (dB)

*Factor includes antenna factor , cable loss and amplifier gain

Note 2: Margin (dB) = Emission level (dBuV/m) – Limit (dBuV/m).

| | | | |
|---------------------|----------|-------------------------|------|
| Modulation | VHT40 | Test Freq. (MHz) | 5755 |
| Polarization | Vertical | | |



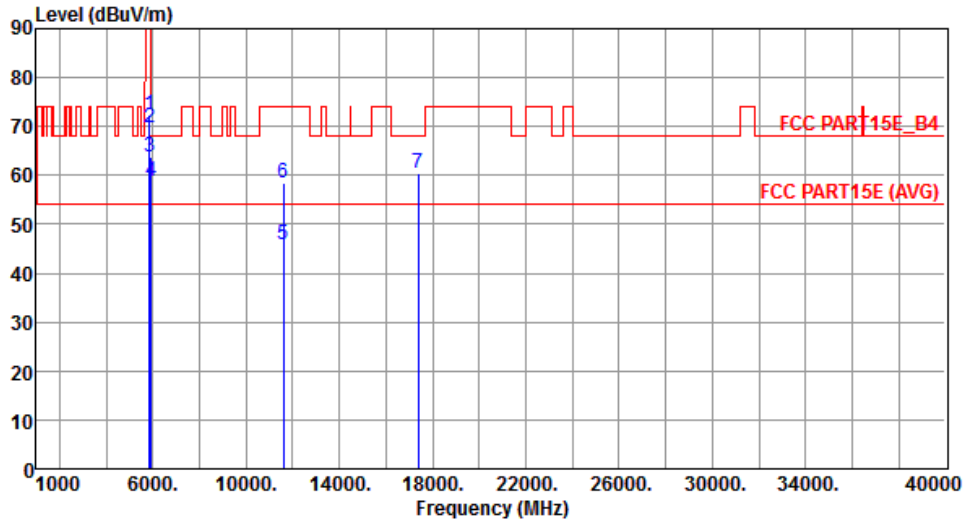
| | Freq. MHz | Emission level dBuV/m | Limit dBuV/m | Margin dB | SA reading dBuV | Factor dB | Remark | ANT High cm | Turn Table deg |
|---|--------------|-----------------------------|-----------------|--------------|-----------------------|--------------|---------|-------------------|----------------------|
| 1 | 5650.00 | 59.25 | 68.20 | -8.95 | 52.62 | 6.63 | Peak | 310 | 262 |
| 2 | 5700.00 | 64.19 | 105.20 | -41.01 | 57.42 | 6.77 | Peak | 310 | 262 |
| 3 | 5720.00 | 77.25 | 110.80 | -33.55 | 70.43 | 6.82 | Peak | 310 | 262 |
| 4 | 5725.00 | 79.08 | 122.20 | -43.12 | 72.25 | 6.83 | Peak | 310 | 262 |
| 5 | 11510.00 | 44.38 | 54.00 | -9.62 | 28.38 | 16.00 | Average | 209 | 283 |
| 6 | 11510.00 | 57.26 | 74.00 | -16.74 | 41.26 | 16.00 | Peak | 209 | 283 |
| 7 | 17265.00 | 60.04 | 68.20 | -8.16 | 41.53 | 18.51 | Peak | 201 | 218 |

Note 1: Emission Level (dBuV/m) = SA Reading (dBuV/m) + Factor* (dB)

*Factor includes antenna factor , cable loss and amplifier gain

Note 2: Margin (dB) = Emission level (dBuV/m) – Limit (dBuV/m).

| | | | |
|---------------------|------------|-------------------------|------|
| Modulation | VHT40 | Test Freq. (MHz) | 5795 |
| Polarization | Horizontal | | |



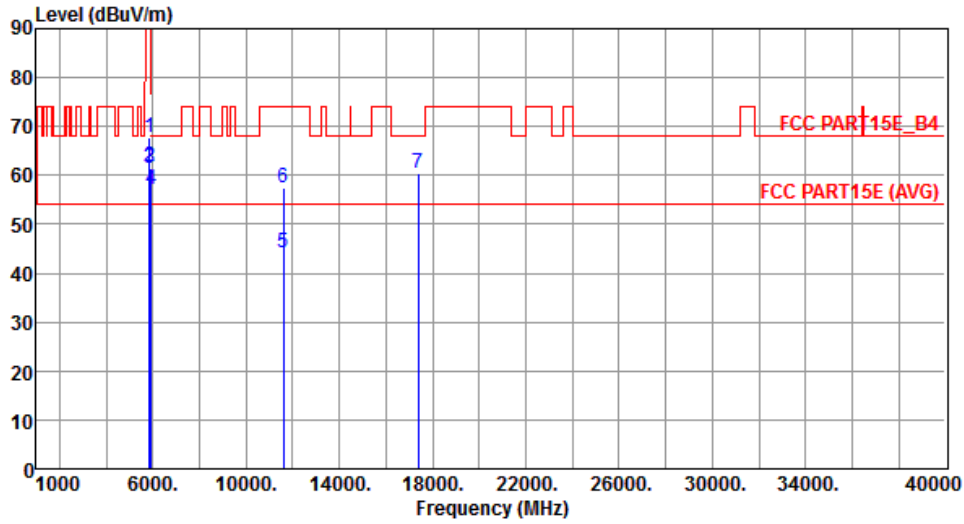
| | Freq. MHz | Emission level dBuV/m | Limit dBuV/m | Margin dB | SA reading dBuV | Factor dB | Remark | ANT High cm | Turn Table deg |
|---|--------------|-----------------------------|-----------------|--------------|-----------------------|--------------|---------|-------------------|----------------------|
| 1 | 5850.00 | 72.31 | 122.20 | -49.89 | 65.15 | 7.16 | Peak | 240 | 321 |
| 2 | 5855.00 | 69.60 | 110.80 | -41.20 | 62.42 | 7.18 | Peak | 240 | 321 |
| 3 | 5875.00 | 63.70 | 105.20 | -41.50 | 56.47 | 7.23 | Peak | 240 | 321 |
| 4 | 5925.00 | 58.92 | 68.20 | -9.28 | 51.58 | 7.34 | Peak | 240 | 321 |
| 5 | 11590.00 | 45.95 | 54.00 | -8.05 | 30.10 | 15.85 | Average | 188 | 267 |
| 6 | 11590.00 | 58.42 | 74.00 | -15.58 | 42.57 | 15.85 | Peak | 188 | 267 |
| 7 | 17385.00 | 60.59 | 68.20 | -7.61 | 41.66 | 18.93 | Peak | 188 | 234 |

Note 1: Emission Level (dBuV/m) = SA Reading (dBuV/m) + Factor* (dB)

*Factor includes antenna factor , cable loss and amplifier gain

Note 2: Margin (dB) = Emission level (dBuV/m) – Limit (dBuV/m).

| | | | |
|---------------------|----------|-------------------------|------|
| Modulation | VHT40 | Test Freq. (MHz) | 5795 |
| Polarization | Vertical | | |



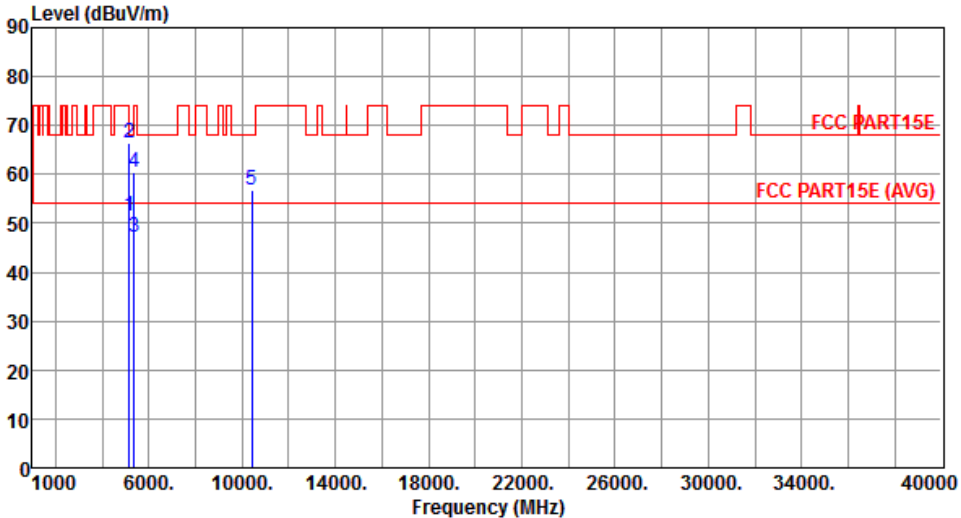
| | Freq. MHz | Emission level dBuV/m | Limit dBuV/m | Margin dB | SA reading dBuV | Factor dB | Remark | ANT High cm | Turn Table deg |
|---|--------------|-----------------------------|-----------------|--------------|-----------------------|--------------|---------|-------------------|----------------------|
| 1 | 5850.00 | 67.82 | 122.20 | -54.38 | 60.66 | 7.16 | Peak | 311 | 265 |
| 2 | 5855.00 | 61.78 | 110.80 | -49.02 | 54.60 | 7.18 | Peak | 311 | 265 |
| 3 | 5875.00 | 61.57 | 105.20 | -43.63 | 54.34 | 7.23 | Peak | 311 | 265 |
| 4 | 5925.00 | 57.24 | 68.20 | -10.96 | 49.90 | 7.34 | Peak | 311 | 265 |
| 5 | 11590.00 | 44.12 | 54.00 | -9.88 | 28.27 | 15.85 | Average | 202 | 271 |
| 6 | 11590.00 | 57.59 | 74.00 | -16.41 | 41.74 | 15.85 | Peak | 202 | 271 |
| 7 | 17385.00 | 60.45 | 68.20 | -7.75 | 41.52 | 18.93 | Peak | 194 | 253 |

Note 1: Emission Level (dBuV/m) = SA Reading (dBuV/m) + Factor* (dB)

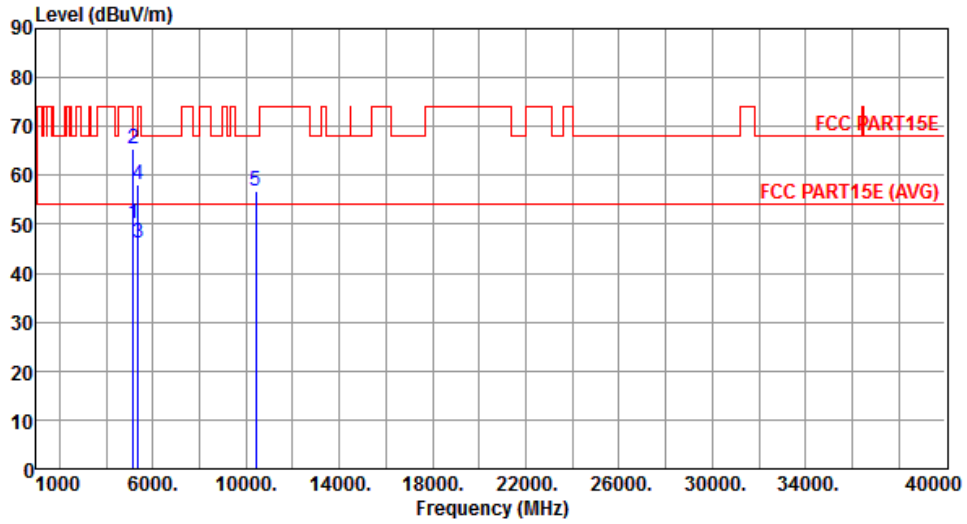
*Factor includes antenna factor , cable loss and amplifier gain

Note 2: Margin (dB) = Emission level (dBuV/m) – Limit (dBuV/m).

3.5.13 Transmitter Radiated Unwanted Emissions (Above 1GHz) for VHT80

| Modulation | VHT80 | Test Freq. (MHz) | 5210 | | | | | | | | | | | | | | | | | | | | | | | | | | | | | | | | | | | | | | | | | | | | | | | | | | | | | | | | | | | | | | | | | | |
|---|--|------------------|----------------|------------|--------|------------|----------|------------|----------|------------|-----|--------|--------|----|------|----|--|----|-----|---|---------|-------|-------|-------|-------|------|---------|-----|-----|---|---------|-------|-------|-------|-------|------|------|-----|-----|---|---------|-------|-------|-------|-------|------|---------|-----|-----|---|---------|-------|-------|--------|-------|------|------|-----|-----|---|----------|-------|-------|--------|-------|-------|------|-----|-----|
| Polarization | Horizontal | | | | | | | | | | | | | | | | | | | | | | | | | | | | | | | | | | | | | | | | | | | | | | | | | | | | | | | | | | | | | | | | | | | | |
|  | | | | | | | | | | | | | | | | | | | | | | | | | | | | | | | | | | | | | | | | | | | | | | | | | | | | | | | | | | | | | | | | | | | | | |
| | <table border="1"> <thead> <tr> <th>Freq.</th> <th>Emission level</th> <th>Limit</th> <th>Margin</th> <th>SA reading</th> <th>Factor</th> <th>Remark</th> <th>ANT High</th> <th>Turn Table</th> </tr> <tr> <th>MHz</th> <th>dBuV/m</th> <th>dBuV/m</th> <th>dB</th> <th>dBuV</th> <th>dB</th> <th></th> <th>cm</th> <th>deg</th> </tr> </thead> <tbody> <tr> <td>1</td> <td>5150.00</td> <td>51.37</td> <td>54.00</td> <td>-2.63</td> <td>45.50</td> <td>5.87</td> <td>Average</td> <td>287</td> <td>314</td> </tr> <tr> <td>2</td> <td>5150.00</td> <td>66.48</td> <td>74.00</td> <td>-7.52</td> <td>60.61</td> <td>5.87</td> <td>Peak</td> <td>287</td> <td>314</td> </tr> <tr> <td>3</td> <td>5350.00</td> <td>47.29</td> <td>54.00</td> <td>-6.71</td> <td>41.08</td> <td>6.21</td> <td>Average</td> <td>287</td> <td>314</td> </tr> <tr> <td>4</td> <td>5350.00</td> <td>60.60</td> <td>74.00</td> <td>-13.40</td> <td>54.39</td> <td>6.21</td> <td>Peak</td> <td>287</td> <td>314</td> </tr> <tr> <td>5</td> <td>10420.00</td> <td>56.84</td> <td>68.20</td> <td>-11.36</td> <td>41.54</td> <td>15.30</td> <td>Peak</td> <td>205</td> <td>254</td> </tr> </tbody> </table> | Freq. | Emission level | Limit | Margin | SA reading | Factor | Remark | ANT High | Turn Table | MHz | dBuV/m | dBuV/m | dB | dBuV | dB | | cm | deg | 1 | 5150.00 | 51.37 | 54.00 | -2.63 | 45.50 | 5.87 | Average | 287 | 314 | 2 | 5150.00 | 66.48 | 74.00 | -7.52 | 60.61 | 5.87 | Peak | 287 | 314 | 3 | 5350.00 | 47.29 | 54.00 | -6.71 | 41.08 | 6.21 | Average | 287 | 314 | 4 | 5350.00 | 60.60 | 74.00 | -13.40 | 54.39 | 6.21 | Peak | 287 | 314 | 5 | 10420.00 | 56.84 | 68.20 | -11.36 | 41.54 | 15.30 | Peak | 205 | 254 |
| Freq. | Emission level | Limit | Margin | SA reading | Factor | Remark | ANT High | Turn Table | | | | | | | | | | | | | | | | | | | | | | | | | | | | | | | | | | | | | | | | | | | | | | | | | | | | | | | | | | | | | |
| MHz | dBuV/m | dBuV/m | dB | dBuV | dB | | cm | deg | | | | | | | | | | | | | | | | | | | | | | | | | | | | | | | | | | | | | | | | | | | | | | | | | | | | | | | | | | | | | |
| 1 | 5150.00 | 51.37 | 54.00 | -2.63 | 45.50 | 5.87 | Average | 287 | 314 | | | | | | | | | | | | | | | | | | | | | | | | | | | | | | | | | | | | | | | | | | | | | | | | | | | | | | | | | | | | |
| 2 | 5150.00 | 66.48 | 74.00 | -7.52 | 60.61 | 5.87 | Peak | 287 | 314 | | | | | | | | | | | | | | | | | | | | | | | | | | | | | | | | | | | | | | | | | | | | | | | | | | | | | | | | | | | | |
| 3 | 5350.00 | 47.29 | 54.00 | -6.71 | 41.08 | 6.21 | Average | 287 | 314 | | | | | | | | | | | | | | | | | | | | | | | | | | | | | | | | | | | | | | | | | | | | | | | | | | | | | | | | | | | | |
| 4 | 5350.00 | 60.60 | 74.00 | -13.40 | 54.39 | 6.21 | Peak | 287 | 314 | | | | | | | | | | | | | | | | | | | | | | | | | | | | | | | | | | | | | | | | | | | | | | | | | | | | | | | | | | | | |
| 5 | 10420.00 | 56.84 | 68.20 | -11.36 | 41.54 | 15.30 | Peak | 205 | 254 | | | | | | | | | | | | | | | | | | | | | | | | | | | | | | | | | | | | | | | | | | | | | | | | | | | | | | | | | | | | |
| <p>Note 1: Emission Level (dBuV/m) = SA Reading (dBuV/m) + Factor* (dB) *Factor includes antenna factor , cable loss and amplifier gain Note 2: Margin (dB) = Emission level (dBuV/m) – Limit (dBuV/m).</p> | | | | | | | | | | | | | | | | | | | | | | | | | | | | | | | | | | | | | | | | | | | | | | | | | | | | | | | | | | | | | | | | | | | | | |

| | | | |
|---------------------|----------|-------------------------|------|
| Modulation | VHT80 | Test Freq. (MHz) | 5210 |
| Polarization | Vertical | | |



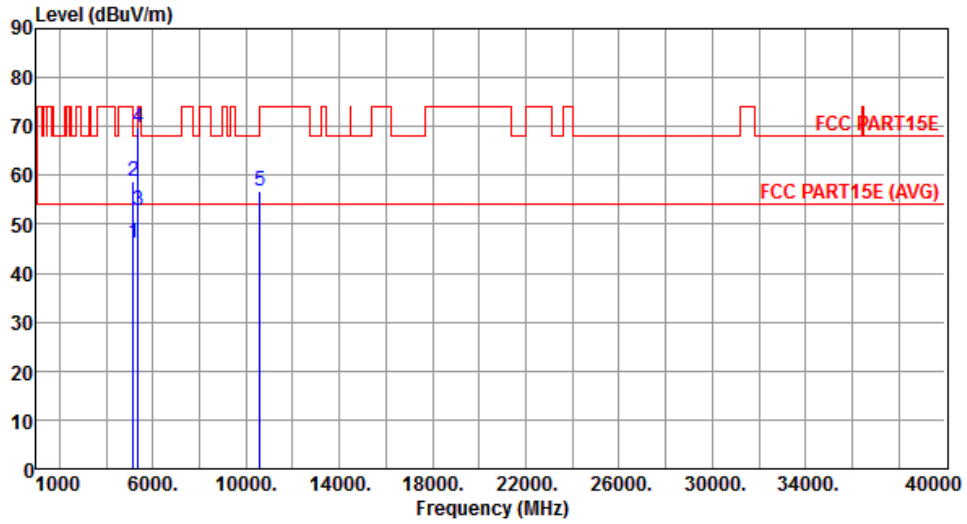
| | Freq. MHz | Emission level dBuV/m | Limit dBuV/m | Margin dB | SA reading dBuV | Factor dB | Remark | ANT High cm | Turn Table deg |
|---|--------------|-----------------------------|-----------------|--------------|-----------------------|--------------|---------|-------------------|----------------------|
| 1 | 5150.00 | 50.24 | 54.00 | -3.76 | 44.37 | 5.87 | Average | 297 | 261 |
| 2 | 5150.00 | 65.31 | 74.00 | -8.69 | 59.44 | 5.87 | Peak | 297 | 261 |
| 3 | 5350.00 | 46.03 | 54.00 | -7.97 | 39.82 | 6.21 | Average | 297 | 261 |
| 4 | 5350.00 | 58.14 | 74.00 | -15.86 | 51.93 | 6.21 | Peak | 297 | 261 |
| 5 | 10420.00 | 56.74 | 68.20 | -11.46 | 41.44 | 15.30 | Peak | 205 | 259 |

Note 1: Emission Level (dBuV/m) = SA Reading (dBuV/m) + Factor* (dB)

*Factor includes antenna factor , cable loss and amplifier gain

Note 2: Margin (dB) = Emission level (dBuV/m) – Limit (dBuV/m).

| | | | |
|---------------------|------------|-------------------------|------|
| Modulation | VHT80 | Test Freq. (MHz) | 5290 |
| Polarization | Horizontal | | |



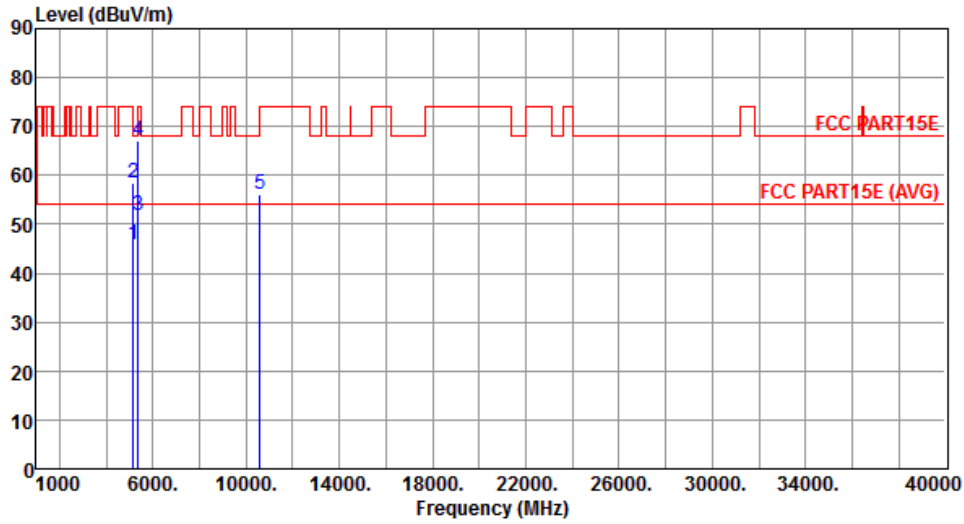
| | Freq. MHz | Emission level dBuV/m | Limit dBuV/m | Margin dB | SA reading dBuV | Factor dB | Remark | ANT High cm | Turn Table deg |
|---|--------------|-----------------------------|-----------------|--------------|-----------------------|--------------|---------|-------------------|----------------------|
| 1 | 5150.00 | 46.13 | 54.00 | -7.87 | 40.26 | 5.87 | Average | 287 | 315 |
| 2 | 5150.00 | 58.67 | 74.00 | -15.33 | 52.80 | 5.87 | Peak | 287 | 315 |
| 3 | 5350.00 | 52.95 | 54.00 | -1.05 | 46.74 | 6.21 | Average | 287 | 315 |
| 4 | 5350.00 | 69.58 | 74.00 | -4.42 | 63.37 | 6.21 | Peak | 287 | 315 |
| 5 | 10580.00 | 56.69 | 68.20 | -11.51 | 41.25 | 15.44 | Peak | 208 | 257 |

Note 1: Emission Level (dBuV/m) = SA Reading (dBuV/m) + Factor* (dB)

*Factor includes antenna factor , cable loss and amplifier gain

Note 2: Margin (dB) = Emission level (dBuV/m) – Limit (dBuV/m).

| | | | |
|---------------------|----------|-------------------------|------|
| Modulation | VHT80 | Test Freq. (MHz) | 5290 |
| Polarization | Vertical | | |



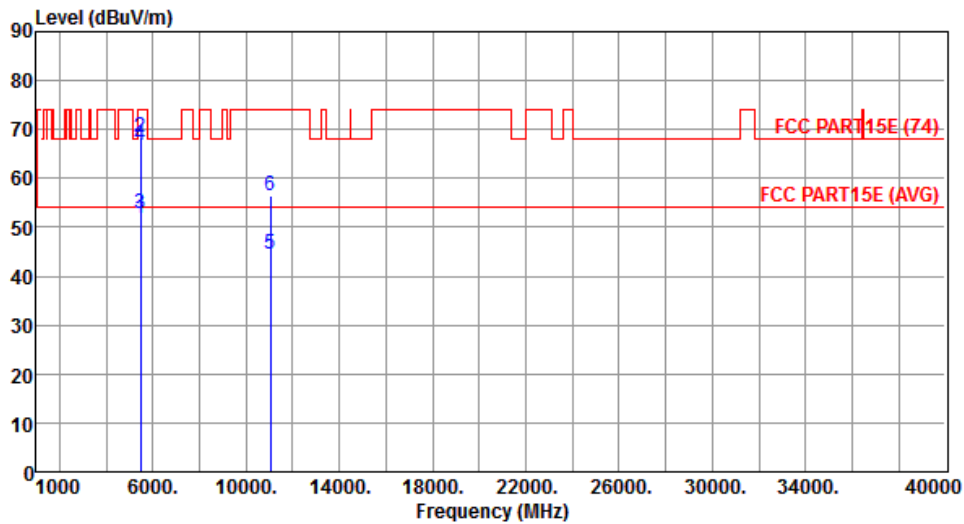
| | Freq. MHz | Emission level dBuV/m | Limit dBuV/m | Margin dB | SA reading dBuV | Factor dB | Remark | ANT High cm | Turn Table deg |
|---|--------------|-----------------------------|-----------------|--------------|-----------------------|--------------|---------|-------------------|----------------------|
| 1 | 5150.00 | 45.82 | 54.00 | -8.18 | 39.95 | 5.87 | Average | 291 | 264 |
| 2 | 5150.00 | 58.61 | 74.00 | -15.39 | 52.74 | 5.87 | Peak | 291 | 264 |
| 3 | 5350.00 | 51.66 | 54.00 | -2.34 | 45.45 | 6.21 | Average | 291 | 264 |
| 4 | 5350.00 | 67.24 | 74.00 | -6.76 | 61.03 | 6.21 | Peak | 291 | 264 |
| 5 | 10580.00 | 56.25 | 68.20 | -11.95 | 40.81 | 15.44 | Peak | 209 | 266 |

Note 1: Emission Level (dBuV/m) = SA Reading (dBuV/m) + Factor* (dB)

*Factor includes antenna factor , cable loss and amplifier gain

Note 2: Margin (dB) = Emission level (dBuV/m) – Limit (dBuV/m).

| | | | |
|---------------------|------------|-------------------------|------|
| Modulation | VHT80 | Test Freq. (MHz) | 5530 |
| Polarization | Horizontal | | |



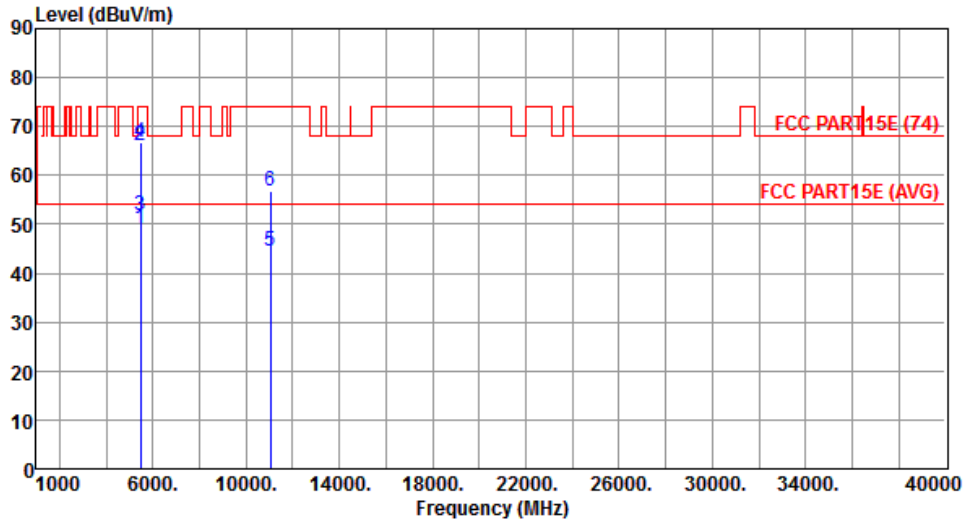
| | Freq. MHz | Emission level dBuV/m | Limit dBuV/m | Margin dB | SA reading dBuV | Factor dB | Remark | ANT High cm | Turn Table deg |
|---|--------------|-----------------------------|-----------------|--------------|-----------------------|--------------|---------|-------------------|----------------------|
| 1 | 5460.00 | 51.88 | 54.00 | -2.12 | 45.52 | 6.36 | Average | 266 | 313 |
| 2 | 5460.00 | 68.51 | 74.00 | -5.49 | 62.15 | 6.36 | Peak | 266 | 313 |
| 3 | 5470.00 | 52.94 | 54.00 | -1.06 | 46.57 | 6.37 | Average | 266 | 313 |
| 4 | 5470.00 | 66.80 | 74.00 | -7.20 | 60.43 | 6.37 | Peak | 266 | 313 |
| 5 | 11060.00 | 44.35 | 54.00 | -9.65 | 28.58 | 15.77 | Average | 210 | 261 |
| 6 | 11060.00 | 56.41 | 74.00 | -17.59 | 40.64 | 15.77 | Peak | 210 | 261 |

Note 1: Emission Level (dBuV/m) = SA Reading (dBuV/m) + Factor* (dB)

*Factor includes antenna factor , cable loss and amplifier gain

Note 2: Margin (dB) = Emission level (dBuV/m) – Limit (dBuV/m).

| | | | |
|---------------------|----------|-------------------------|------|
| Modulation | VHT80 | Test Freq. (MHz) | 5530 |
| Polarization | Vertical | | |



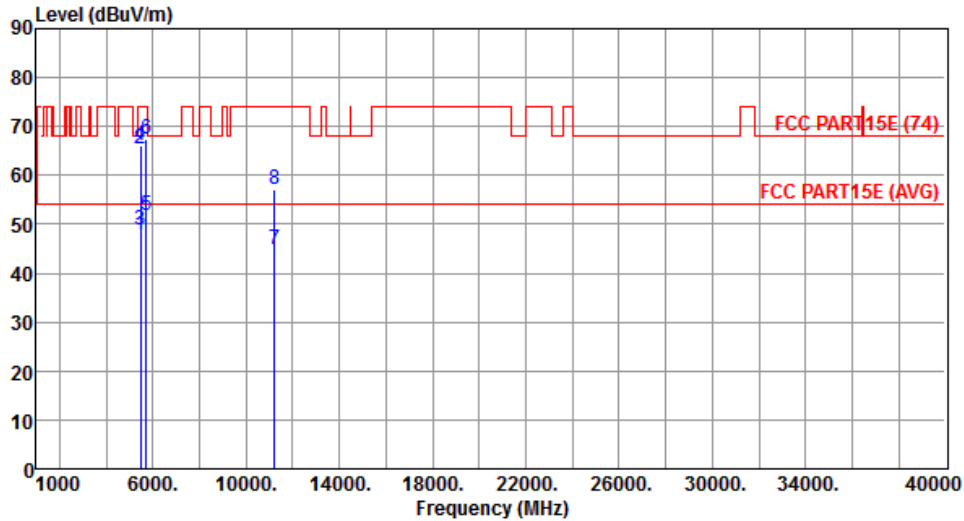
| | Freq. MHz | Emission level dBuV/m | Limit dBuV/m | Margin dB | SA reading dBuV | Factor dB | Remark | ANT High cm | Turn Table deg |
|---|--------------|-----------------------------|-----------------|--------------|-----------------------|--------------|---------|-------------------|----------------------|
| 1 | 5460.00 | 49.02 | 54.00 | -4.98 | 42.66 | 6.36 | Average | 293 | 264 |
| 2 | 5460.00 | 66.15 | 74.00 | -7.85 | 59.79 | 6.36 | Peak | 293 | 264 |
| 3 | 5470.00 | 51.84 | 54.00 | -2.16 | 45.47 | 6.37 | Average | 293 | 264 |
| 4 | 5470.00 | 66.59 | 74.00 | -7.41 | 60.22 | 6.37 | Peak | 293 | 264 |
| 5 | 11060.00 | 44.38 | 54.00 | -9.62 | 28.61 | 15.77 | Average | 234 | 301 |
| 6 | 11060.00 | 56.72 | 74.00 | -17.28 | 40.95 | 15.77 | Peak | 234 | 301 |

Note 1: Emission Level (dBuV/m) = SA Reading (dBuV/m) + Factor* (dB)

*Factor includes antenna factor , cable loss and amplifier gain

Note 2: Margin (dB) = Emission level (dBuV/m) – Limit (dBuV/m).

| | | | |
|---------------------|------------|-------------------------|------|
| Modulation | VHT80 | Test Freq. (MHz) | 5610 |
| Polarization | Horizontal | | |



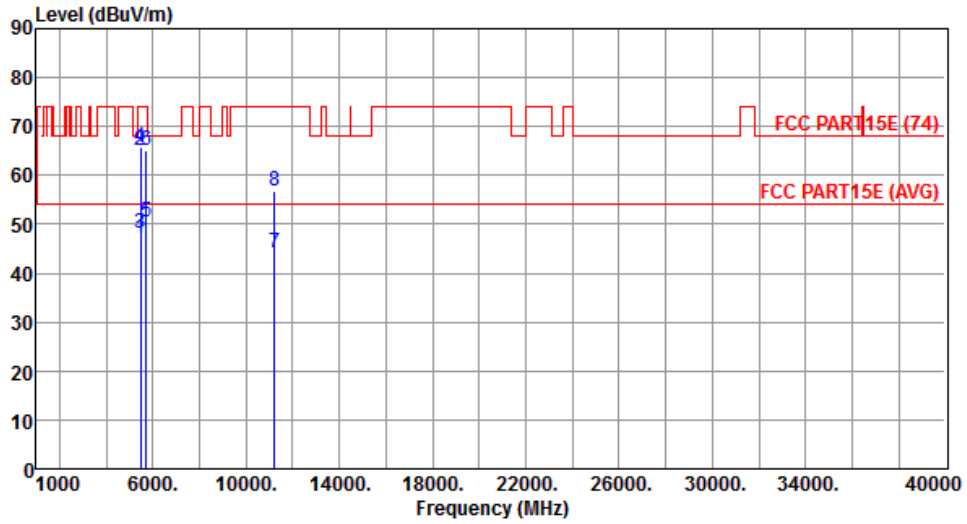
| | Freq. MHz | Emission level dBuV/m | Limit dBuV/m | Margin dB | SA reading dBuV | Factor dB | Remark | ANT High cm | Turn Table deg |
|---|--------------|-----------------------------|-----------------|--------------|-----------------------|--------------|---------|-------------------|----------------------|
| 1 | 5460.00 | 47.89 | 54.00 | -6.11 | 41.53 | 6.36 | Average | 266 | 314 |
| 2 | 5460.00 | 65.52 | 74.00 | -8.48 | 59.16 | 6.36 | Peak | 266 | 314 |
| 3 | 5470.00 | 48.91 | 54.00 | -5.09 | 42.54 | 6.37 | Average | 266 | 314 |
| 4 | 5470.00 | 66.24 | 74.00 | -7.76 | 59.87 | 6.37 | Peak | 266 | 314 |
| 5 | 5725.00 | 51.93 | 54.00 | -2.07 | 45.10 | 6.83 | Average | 266 | 314 |
| 6 | 5725.00 | 67.26 | 74.00 | -6.74 | 60.43 | 6.83 | Peak | 266 | 314 |
| 7 | 11220.00 | 44.89 | 54.00 | -9.11 | 29.03 | 15.86 | Average | 211 | 261 |
| 8 | 11220.00 | 57.22 | 74.00 | -16.78 | 41.36 | 15.86 | Peak | 211 | 261 |

Note 1: Emission Level (dBuV/m) = SA Reading (dBuV/m) + Factor* (dB)

*Factor includes antenna factor , cable loss and amplifier gain

Note 2: Margin (dB) = Emission level (dBuV/m) – Limit (dBuV/m).

| | | | |
|---------------------|----------|-------------------------|------|
| Modulation | VHT80 | Test Freq. (MHz) | 5610 |
| Polarization | Vertical | | |



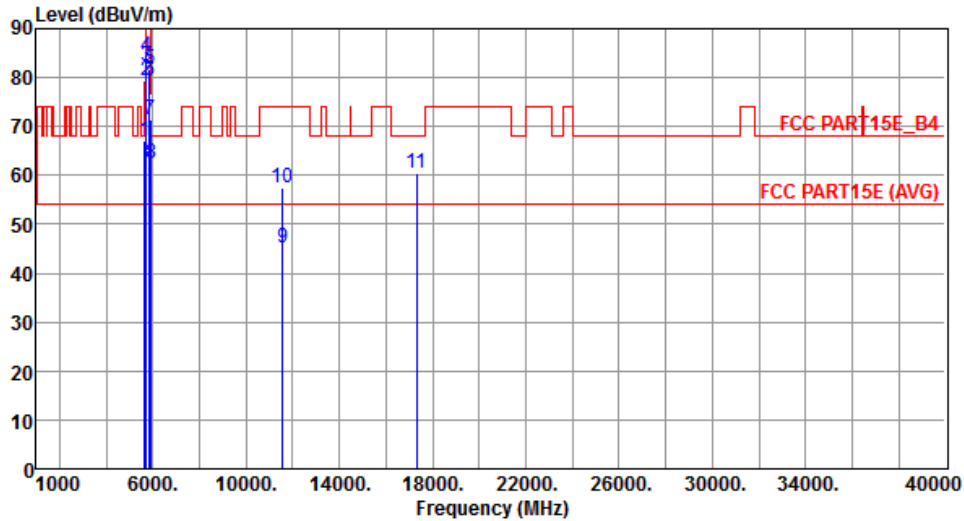
| | Freq. MHz | Emission level dBuV/m | Limit dBuV/m | Margin dB | SA reading dBuV | Factor dB | Remark | ANT High cm | Turn Table deg |
|---|--------------|-----------------------------|-----------------|--------------|-----------------------|--------------|---------|-------------------|----------------------|
| 1 | 5460.00 | 47.28 | 54.00 | -6.72 | 40.92 | 6.36 | Average | 291 | 263 |
| 2 | 5460.00 | 65.02 | 74.00 | -8.98 | 58.66 | 6.36 | Peak | 291 | 263 |
| 3 | 5470.00 | 48.31 | 54.00 | -5.69 | 41.94 | 6.37 | Average | 291 | 263 |
| 4 | 5470.00 | 65.88 | 74.00 | -8.12 | 59.51 | 6.37 | Peak | 291 | 263 |
| 5 | 5725.00 | 50.45 | 54.00 | -3.55 | 43.62 | 6.83 | Average | 291 | 263 |
| 6 | 5725.00 | 65.13 | 74.00 | -8.87 | 58.30 | 6.83 | Peak | 291 | 263 |
| 7 | 11220.00 | 44.13 | 54.00 | -9.87 | 28.27 | 15.86 | Average | 221 | 306 |
| 8 | 11220.00 | 56.91 | 74.00 | -17.09 | 41.05 | 15.86 | Peak | 221 | 306 |

Note 1: Emission Level (dBuV/m) = SA Reading (dBuV/m) + Factor* (dB)

*Factor includes antenna factor , cable loss and amplifier gain

Note 2: Margin (dB) = Emission level (dBuV/m) – Limit (dBuV/m).

| | | | |
|---------------------|------------|-------------------------|------|
| Modulation | VHT80 | Test Freq. (MHz) | 5775 |
| Polarization | Horizontal | | |



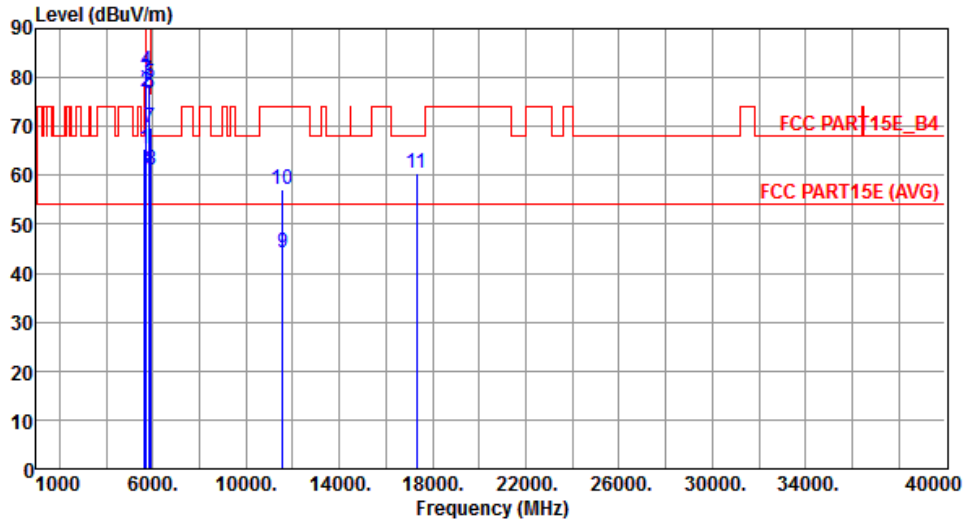
| | Freq. MHz | Emission level dBuV/m | Limit dBuV/m | Margin dB | SA reading dBuV | Factor dB | Remark | ANT High cm | Turn Table deg |
|----|--------------|-----------------------------|-----------------|--------------|-----------------------|--------------|---------|-------------------|----------------------|
| 1 | 5650.00 | 67.11 | 68.20 | -1.09 | 60.48 | 6.63 | Peak | 253 | 336 |
| 2 | 5700.00 | 79.25 | 105.20 | -25.95 | 72.48 | 6.77 | Peak | 253 | 336 |
| 3 | 5720.00 | 82.20 | 110.80 | -28.60 | 75.38 | 6.82 | Peak | 253 | 336 |
| 4 | 5725.00 | 84.22 | 122.20 | -37.98 | 77.39 | 6.83 | Peak | 253 | 336 |
| 5 | 5850.00 | 81.78 | 122.20 | -40.42 | 74.62 | 7.16 | Peak | 253 | 336 |
| 6 | 5855.00 | 79.41 | 110.80 | -31.39 | 72.23 | 7.18 | Peak | 253 | 336 |
| 7 | 5875.00 | 71.50 | 105.20 | -33.70 | 64.27 | 7.23 | Peak | 253 | 336 |
| 8 | 5925.00 | 62.59 | 68.20 | -5.61 | 55.25 | 7.34 | Peak | 253 | 336 |
| 9 | 11550.00 | 45.16 | 54.00 | -8.84 | 29.23 | 15.93 | Average | 213 | 309 |
| 10 | 11550.00 | 57.48 | 74.00 | -16.52 | 41.55 | 15.93 | Peak | 213 | 309 |
| 11 | 17325.00 | 60.48 | 68.20 | -7.72 | 41.76 | 18.72 | Peak | 218 | 319 |

Note 1: Emission Level (dBuV/m) = SA Reading (dBuV/m) + Factor* (dB)

*Factor includes antenna factor , cable loss and amplifier gain

Note 2: Margin (dB) = Emission level (dBuV/m) – Limit (dBuV/m).

| | | | |
|---------------------|----------|-------------------------|------|
| Modulation | VHT80 | Test Freq. (MHz) | 5775 |
| Polarization | Vertical | | |



| | Freq. MHz | Emission level dBuV/m | Limit dBuV/m | Margin dB | SA reading dBuV | Factor dB | Remark | ANT High cm | Turn Table deg |
|----|--------------|-----------------------------|-----------------|--------------|-----------------------|--------------|---------|-------------------|----------------------|
| 1 | 5650.00 | 65.41 | 68.20 | -2.79 | 58.78 | 6.63 | Peak | 298 | 251 |
| 2 | 5700.00 | 77.01 | 105.20 | -28.19 | 70.24 | 6.77 | Peak | 298 | 251 |
| 3 | 5720.00 | 79.84 | 110.80 | -30.96 | 73.02 | 6.82 | Peak | 298 | 251 |
| 4 | 5725.00 | 81.39 | 122.20 | -40.81 | 74.56 | 6.83 | Peak | 298 | 251 |
| 5 | 5850.00 | 78.78 | 122.20 | -43.42 | 71.62 | 7.16 | Peak | 298 | 251 |
| 6 | 5855.00 | 76.81 | 110.80 | -33.99 | 69.63 | 7.18 | Peak | 298 | 251 |
| 7 | 5875.00 | 69.87 | 105.20 | -35.33 | 62.64 | 7.23 | Peak | 298 | 251 |
| 8 | 5925.00 | 61.23 | 68.20 | -6.97 | 53.89 | 7.34 | Peak | 298 | 251 |
| 9 | 11550.00 | 44.26 | 54.00 | -9.74 | 28.33 | 15.93 | Average | 219 | 303 |
| 10 | 11550.00 | 57.01 | 74.00 | -16.99 | 41.08 | 15.93 | Peak | 219 | 303 |
| 11 | 17325.00 | 60.43 | 68.20 | -7.77 | 41.71 | 18.72 | Peak | 223 | 298 |

Note 1: Emission Level (dBuV/m) = SA Reading (dBuV/m) + Factor* (dB)

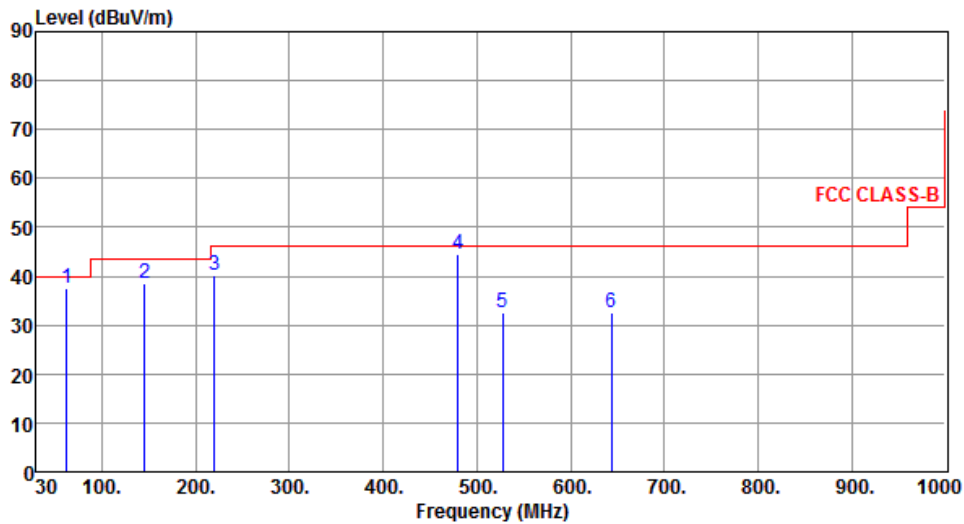
*Factor includes antenna factor , cable loss and amplifier gain

Note 2: Margin (dB) = Emission level (dBuV/m) – Limit (dBuV/m).

Configuration 3: External-WNC Antenna (330mm) + External-WNC Antenna (330mm) mode

3.5.14 Transmitter Radiated Unwanted Emissions (Below 1GHz)

| | | | |
|---------------------|------------|-------------------------|------|
| Modulation | VHT20 | Test Freq. (MHz) | 5300 |
| Polarization | Horizontal | | |



| | Freq. MHz | Emission level dBuV/m | Limit dBuV/m | Margin dB | SA reading dBuV | Factor dB | Remark | ANT High cm | Turn Table deg |
|---|--------------|-----------------------------|-----------------|--------------|-----------------------|--------------|--------|-------------------|----------------------|
| 1 | 62.01 | 37.63 | 40.00 | -2.37 | 46.58 | -8.95 | QP | 388 | 146 |
| 2 | 145.43 | 38.68 | 43.50 | -4.82 | 47.02 | -8.34 | Peak | --- | --- |
| 3 | 220.12 | 40.05 | 46.00 | -5.95 | 50.87 | -10.82 | Peak | --- | --- |
| 4 | 480.08 | 44.42 | 46.00 | -1.58 | 47.63 | -3.21 | QP | 179 | 76 |
| 5 | 527.61 | 32.63 | 46.00 | -13.37 | 35.05 | -2.42 | Peak | --- | --- |
| 6 | 644.01 | 32.62 | 46.00 | -13.38 | 32.78 | -0.16 | Peak | --- | --- |

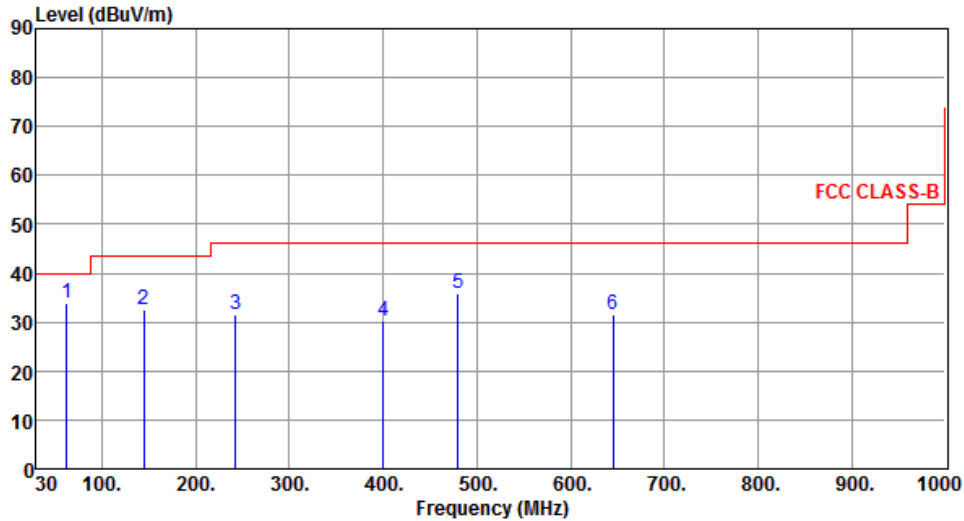
Note 1: Emission Level (dBuV/m) = SA Reading (dBuV/m) + Factor* (dB)

*Factor includes antenna factor , cable loss and amplifier gain

Note 2: Margin (dB) = Emission level (dBuV/m) – Limit (dBuV/m).

Note 3: All spurious emissions below 30MHz are more than 20 dB below the limit.

| | | | |
|---------------------|----------|-------------------------|------|
| Modulation | VHT20 | Test Freq. (MHz) | 5300 |
| Polarization | Vertical | | |



| | Freq. MHz | Emission level dBuV/m | Limit dBuV/m | Margin dB | SA reading dBuV | Factor dB | Remark | ANT High cm | Turn Table deg |
|---|--------------|-----------------------------|-----------------|--------------|-----------------------|--------------|--------|-------------------|----------------------|
| 1 | 62.01 | 33.97 | 40.00 | -6.03 | 42.92 | -8.95 | Peak | --- | --- |
| 2 | 144.46 | 32.64 | 43.50 | -10.86 | 41.01 | -8.37 | Peak | --- | --- |
| 3 | 242.43 | 31.46 | 46.00 | -14.54 | 40.98 | -9.52 | Peak | --- | --- |
| 4 | 400.54 | 30.25 | 46.00 | -15.75 | 35.23 | -4.98 | Peak | --- | --- |
| 5 | 480.08 | 35.89 | 46.00 | -10.11 | 39.10 | -3.21 | Peak | --- | --- |
| 6 | 644.98 | 31.40 | 46.00 | -14.60 | 31.55 | -0.15 | Peak | --- | --- |

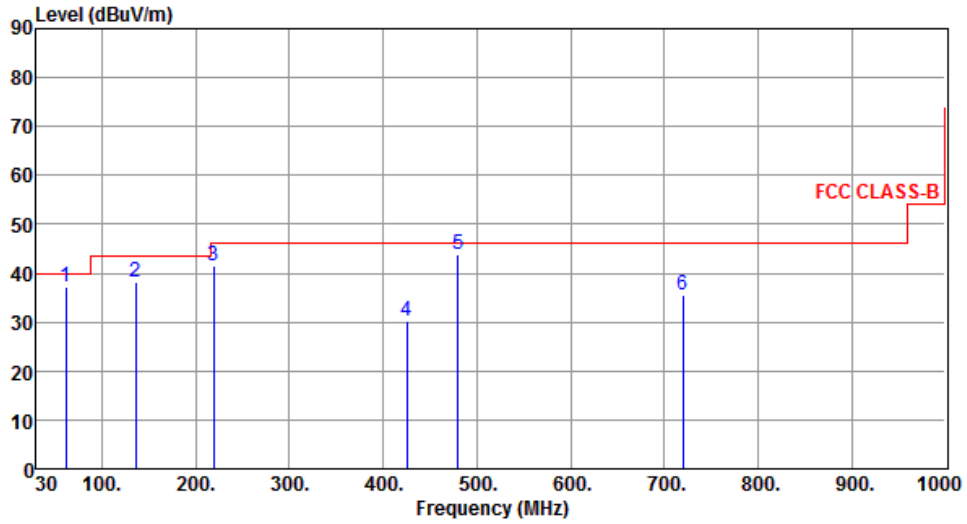
Note 1: Emission Level (dBuV/m) = SA Reading (dBuV/m) + Factor* (dB)

*Factor includes antenna factor , cable loss and amplifier gain

Note 2: Margin (dB) = Emission level (dBuV/m) – Limit (dBuV/m).

Note 3: All spurious emissions below 30MHz are more than 20 dB below the limit.

| | | | |
|---------------------|------------|-------------------------|------|
| Modulation | VHT20 | Test Freq. (MHz) | 5745 |
| Polarization | Horizontal | | |



| | Freq. MHz | Emission level dBuV/m | Limit dBuV/m | Margin dB | SA reading dBuV | Factor dB | Remark | ANT High cm | Turn Table deg |
|---|--------------|-----------------------------|-----------------|--------------|-----------------------|--------------|--------|-------------------|----------------------|
| 1 | 61.09 | 37.34 | 40.00 | -2.66 | 46.10 | -8.76 | QP | 382 | 151 |
| 2 | 135.73 | 38.12 | 43.50 | -5.38 | 47.17 | -9.05 | Peak | --- | --- |
| 3 | 219.15 | 41.38 | 46.00 | -4.62 | 52.22 | -10.84 | Peak | --- | --- |
| 4 | 425.76 | 30.11 | 46.00 | -15.89 | 34.39 | -4.28 | Peak | --- | --- |
| 5 | 480.00 | 43.89 | 46.00 | -2.11 | 47.10 | -3.21 | QP | 193 | 48 |
| 6 | 719.67 | 35.37 | 46.00 | -10.63 | 34.20 | 1.17 | Peak | --- | --- |

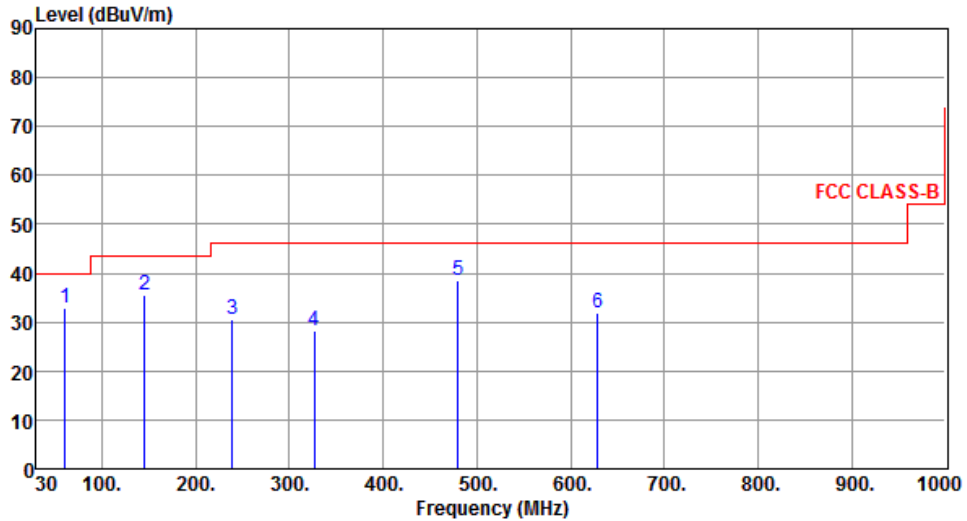
Note 1: Emission Level (dBuV/m) = SA Reading (dBuV/m) + Factor* (dB)

*Factor includes antenna factor , cable loss and amplifier gain

Note 2: Margin (dB) = Emission level (dBuV/m) – Limit (dBuV/m).

Note 3: All spurious emissions below 30MHz are more than 20 dB below the limit.

| | | | |
|---------------------|----------|-------------------------|------|
| Modulation | VHT20 | Test Freq. (MHz) | 5745 |
| Polarization | Vertical | | |



| | Freq. MHz | Emission level dBuV/m | Limit dBuV/m | Margin dB | SA reading dBuV | Factor dB | Remark | ANT High cm | Turn Table deg |
|---|--------------|-----------------------------|-----------------|--------------|-----------------------|--------------|--------|-------------------|----------------------|
| 1 | 61.04 | 32.72 | 40.00 | -7.28 | 41.47 | -8.75 | Peak | --- | --- |
| 2 | 145.43 | 35.54 | 43.50 | -7.96 | 43.88 | -8.34 | Peak | --- | --- |
| 3 | 239.52 | 30.57 | 46.00 | -15.43 | 40.17 | -9.60 | Peak | --- | --- |
| 4 | 326.82 | 28.28 | 46.00 | -17.72 | 35.26 | -6.98 | Peak | --- | --- |
| 5 | 480.08 | 38.68 | 46.00 | -7.32 | 41.89 | -3.21 | Peak | --- | --- |
| 6 | 628.49 | 32.04 | 46.00 | -13.96 | 32.37 | -0.33 | Peak | --- | --- |

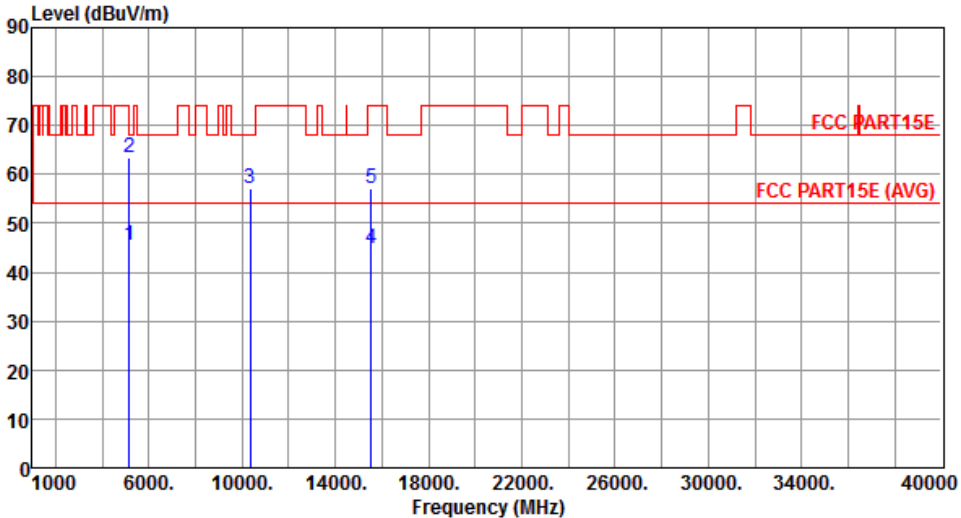
Note 1: Emission Level (dBuV/m) = SA Reading (dBuV/m) + Factor* (dB)

*Factor includes antenna factor , cable loss and amplifier gain

Note 2: Margin (dB) = Emission level (dBuV/m) – Limit (dBuV/m).

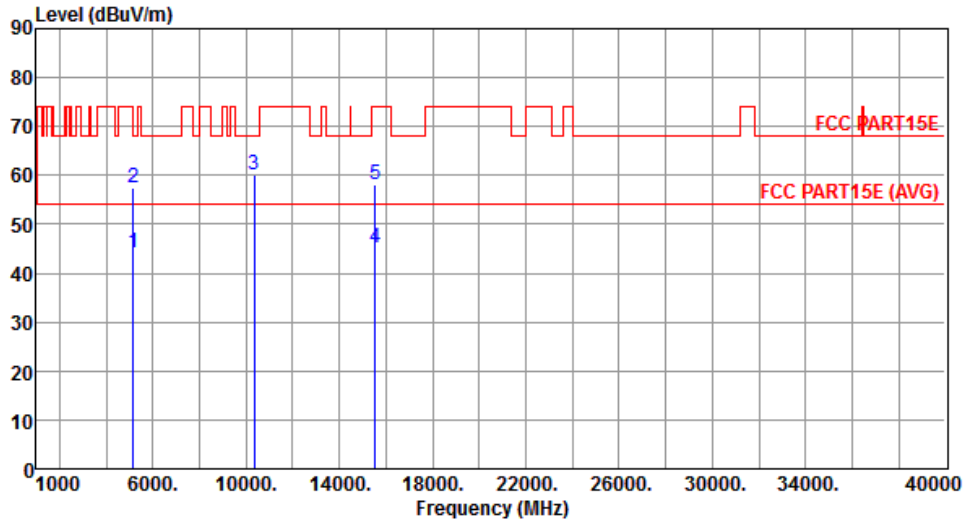
Note 3: All spurious emissions below 30MHz are more than 20 dB below the limit.

3.5.15 Transmitter Radiated Unwanted Emissions (Above 1GHz) for 11a

| Modulation | 11a | Test Freq. (MHz) | 5180 | | | | | | |
|---|--------------|-----------------------------|-----------------|--------------|-----------------------|--------------|---------|-------------------|----------------------|
| Polarization | Horizontal | | | | | | | | |
|  | | | | | | | | | |
| | Freq. MHz | Emission level dBuV/m | Limit dBuV/m | Margin dB | SA reading dBuV | Factor dB | Remark | ANT High cm | Turn Table deg |
| 1 | 5150.00 | 45.39 | 54.00 | -8.61 | 39.52 | 5.87 | Average | 201 | 349 |
| 2 | 5150.00 | 63.44 | 74.00 | -10.56 | 57.57 | 5.87 | Peak | 201 | 349 |
| 3 | 10360.00 | 57.04 | 68.20 | -11.16 | 41.82 | 15.22 | Peak | 162 | 153 |
| 4 | 15540.00 | 44.92 | 54.00 | -9.08 | 28.85 | 16.07 | Average | 165 | 164 |
| 5 | 15540.00 | 57.12 | 74.00 | -16.88 | 41.05 | 16.07 | Peak | 165 | 164 |

Note 1: Emission Level (dBuV/m) = SA Reading (dBuV/m) + Factor* (dB)
*Factor includes antenna factor , cable loss and amplifier gain
Note 2: Margin (dB) = Emission level (dBuV/m) – Limit (dBuV/m).

| | | | |
|---------------------|----------|-------------------------|------|
| Modulation | 11a | Test Freq. (MHz) | 5180 |
| Polarization | Vertical | | |



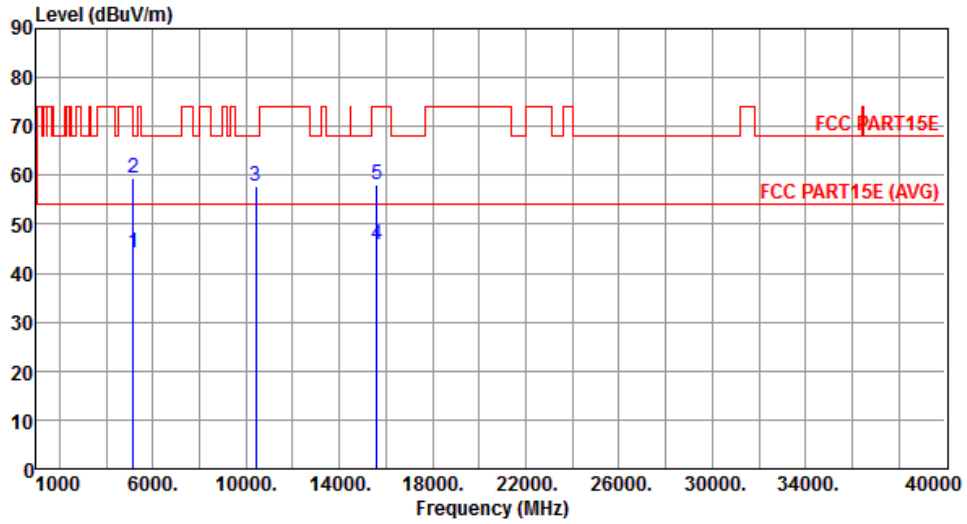
| | Freq. MHz | Emission level dBuV/m | Limit dBuV/m | Margin dB | SA reading dBuV | Factor dB | Remark | ANT High cm | Turn Table deg |
|---|--------------|-----------------------------|-----------------|--------------|-----------------------|--------------|---------|-------------------|----------------------|
| 1 | 5150.00 | 44.31 | 54.00 | -9.69 | 38.44 | 5.87 | Average | 199 | 156 |
| 2 | 5150.00 | 57.35 | 74.00 | -16.65 | 51.48 | 5.87 | Peak | 199 | 156 |
| 3 | 10360.00 | 60.13 | 68.20 | -8.07 | 44.91 | 15.22 | Peak | 185 | 162 |
| 4 | 15540.00 | 45.04 | 54.00 | -8.96 | 28.97 | 16.07 | Average | 186 | 153 |
| 5 | 15540.00 | 57.96 | 74.00 | -16.04 | 41.89 | 16.07 | Peak | 186 | 153 |

Note 1: Emission Level (dBuV/m) = SA Reading (dBuV/m) + Factor* (dB)

*Factor includes antenna factor , cable loss and amplifier gain

Note 2: Margin (dB) = Emission level (dBuV/m) – Limit (dBuV/m).

| | | | |
|---------------------|------------|-------------------------|------|
| Modulation | 11a | Test Freq. (MHz) | 5200 |
| Polarization | Horizontal | | |



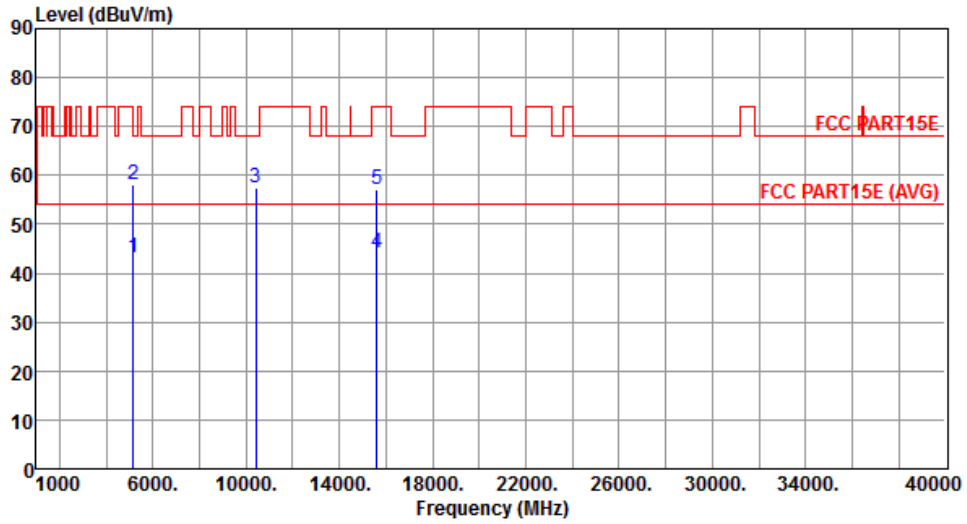
| | Freq. MHz | Emission level dBuV/m | Limit dBuV/m | Margin dB | SA reading dBuV | Factor dB | Remark | ANT High cm | Turn Table deg |
|---|--------------|-----------------------------|-----------------|--------------|-----------------------|--------------|---------|-------------------|----------------------|
| 1 | 5150.00 | 44.13 | 54.00 | -9.87 | 38.26 | 5.87 | Average | 201 | 346 |
| 2 | 5150.00 | 59.29 | 74.00 | -14.71 | 53.42 | 5.87 | Peak | 201 | 346 |
| 3 | 10400.00 | 57.76 | 68.20 | -10.44 | 42.49 | 15.27 | Peak | 161 | 98 |
| 4 | 15600.00 | 45.78 | 54.00 | -8.22 | 29.78 | 16.00 | Average | 161 | 100 |
| 5 | 15600.00 | 58.23 | 74.00 | -15.77 | 42.23 | 16.00 | Peak | 161 | 100 |

Note 1: Emission Level (dBuV/m) = SA Reading (dBuV/m) + Factor* (dB)

*Factor includes antenna factor , cable loss and amplifier gain

Note 2: Margin (dB) = Emission level (dBuV/m) – Limit (dBuV/m).

| | | | |
|---------------------|----------|-------------------------|------|
| Modulation | 11a | Test Freq. (MHz) | 5200 |
| Polarization | Vertical | | |



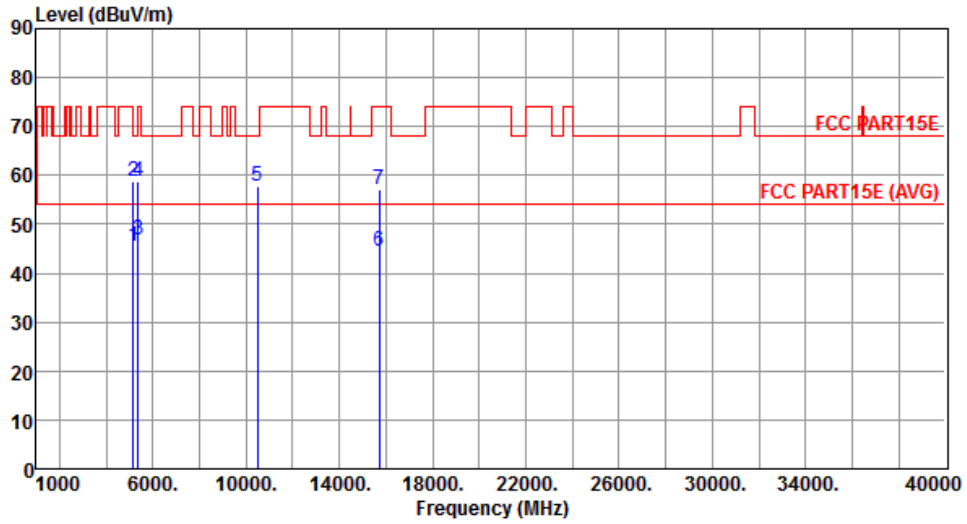
| | Freq. MHz | Emission level dBuV/m | Limit dBuV/m | Margin dB | SA reading dBuV | Factor dB | Remark | ANT High cm | Turn Table deg |
|---|--------------|-----------------------------|-----------------|--------------|-----------------------|--------------|---------|-------------------|----------------------|
| 1 | 5150.00 | 43.04 | 54.00 | -10.96 | 37.17 | 5.87 | Average | 200 | 158 |
| 2 | 5150.00 | 58.21 | 74.00 | -15.79 | 52.34 | 5.87 | Peak | 200 | 158 |
| 3 | 10400.00 | 57.48 | 68.20 | -10.72 | 42.21 | 15.27 | Peak | 198 | 179 |
| 4 | 15600.00 | 44.24 | 54.00 | -9.76 | 28.24 | 16.00 | Average | 201 | 181 |
| 5 | 15600.00 | 57.25 | 74.00 | -16.75 | 41.25 | 16.00 | Peak | 201 | 181 |

Note 1: Emission Level (dBuV/m) = SA Reading (dBuV/m) + Factor* (dB)

*Factor includes antenna factor , cable loss and amplifier gain

Note 2: Margin (dB) = Emission level (dBuV/m) – Limit (dBuV/m).

| | | | |
|---------------------|------------|-------------------------|------|
| Modulation | 11a | Test Freq. (MHz) | 5240 |
| Polarization | Horizontal | | |



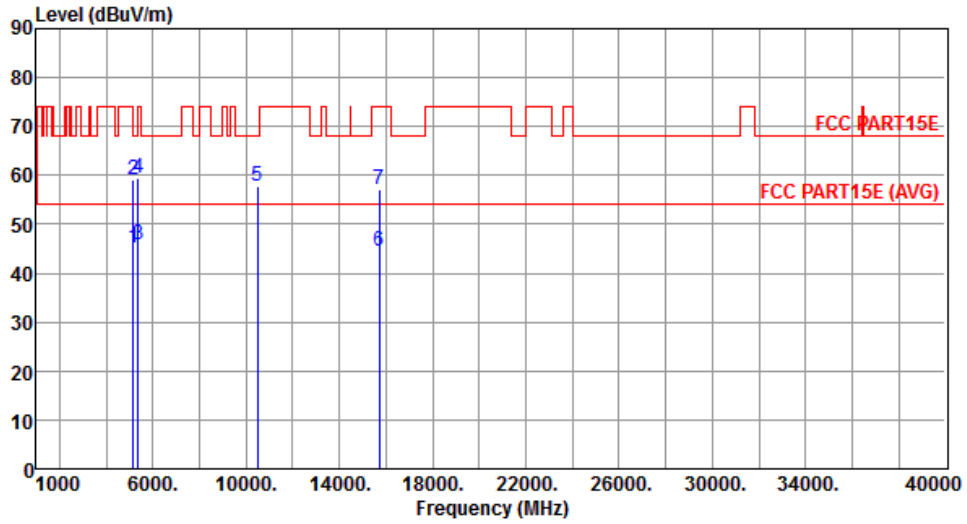
| | Freq. MHz | Emission level dBuV/m | Limit dBuV/m | Margin dB | SA reading dBuV | Factor dB | Remark | ANT High cm | Turn Table deg |
|---|--------------|-----------------------------|-----------------|--------------|-----------------------|--------------|---------|-------------------|----------------------|
| 1 | 5150.00 | 45.35 | 54.00 | -8.65 | 39.48 | 5.87 | Average | 183 | 339 |
| 2 | 5150.00 | 58.79 | 74.00 | -15.21 | 52.92 | 5.87 | Peak | 183 | 339 |
| 3 | 5350.00 | 46.67 | 54.00 | -7.33 | 40.46 | 6.21 | Average | 183 | 339 |
| 4 | 5350.00 | 58.80 | 74.00 | -15.20 | 52.59 | 6.21 | Peak | 183 | 339 |
| 5 | 10480.00 | 57.70 | 68.20 | -10.50 | 42.34 | 15.36 | Peak | 212 | 148 |
| 6 | 15720.00 | 44.49 | 54.00 | -9.51 | 28.63 | 15.86 | Average | 176 | 312 |
| 7 | 15720.00 | 57.18 | 74.00 | -16.82 | 41.32 | 15.86 | Peak | 176 | 312 |

Note 1: Emission Level (dBuV/m) = SA Reading (dBuV/m) + Factor* (dB)

*Factor includes antenna factor , cable loss and amplifier gain

Note 2: Margin (dB) = Emission level (dBuV/m) – Limit (dBuV/m).

| | | | |
|---------------------|----------|-------------------------|------|
| Modulation | 11a | Test Freq. (MHz) | 5240 |
| Polarization | Vertical | | |



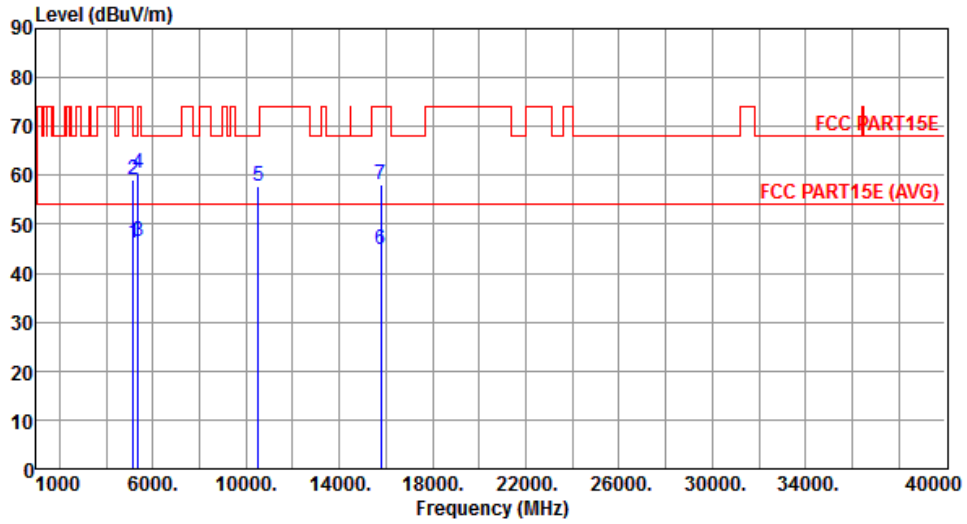
| | Freq. MHz | Emission level dBuV/m | Limit dBuV/m | Margin dB | SA reading dBuV | Factor dB | Remark | ANT High cm | Turn Table deg |
|---|--------------|-----------------------------|-----------------|--------------|-----------------------|--------------|---------|-------------------|----------------------|
| 1 | 5150.00 | 45.20 | 54.00 | -8.80 | 39.33 | 5.87 | Average | 183 | 205 |
| 2 | 5150.00 | 59.08 | 74.00 | -14.92 | 53.21 | 5.87 | Peak | 183 | 205 |
| 3 | 5350.00 | 45.87 | 54.00 | -8.13 | 39.66 | 6.21 | Average | 183 | 205 |
| 4 | 5350.00 | 59.50 | 74.00 | -14.50 | 53.29 | 6.21 | Peak | 183 | 205 |
| 5 | 10480.00 | 57.90 | 68.20 | -10.30 | 42.54 | 15.36 | Peak | 155 | 216 |
| 6 | 15720.00 | 44.39 | 54.00 | -9.61 | 28.53 | 15.86 | Average | 155 | 158 |
| 7 | 15720.00 | 57.17 | 74.00 | -16.83 | 41.31 | 15.86 | Peak | 155 | 158 |

Note 1: Emission Level (dBuV/m) = SA Reading (dBuV/m) + Factor* (dB)

*Factor includes antenna factor , cable loss and amplifier gain

Note 2: Margin (dB) = Emission level (dBuV/m) – Limit (dBuV/m).

| | | | |
|---------------------|------------|-------------------------|------|
| Modulation | 11a | Test Freq. (MHz) | 5260 |
| Polarization | Horizontal | | |



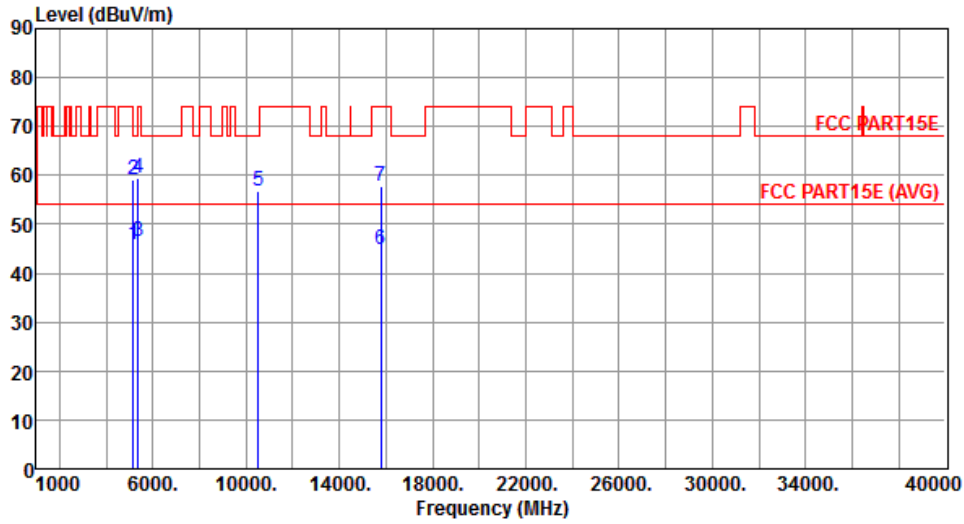
| | Freq. MHz | Emission level dBuV/m | Limit dBuV/m | Margin dB | SA reading dBuV | Factor dB | Remark | ANT High cm | Turn Table deg |
|---|--------------|-----------------------------|-----------------|--------------|-----------------------|--------------|---------|-------------------|----------------------|
| 1 | 5150.00 | 46.08 | 54.00 | -7.92 | 40.21 | 5.87 | Average | 165 | 343 |
| 2 | 5150.00 | 59.20 | 74.00 | -14.80 | 53.33 | 5.87 | Peak | 165 | 343 |
| 3 | 5350.00 | 46.66 | 54.00 | -7.34 | 40.45 | 6.21 | Average | 165 | 343 |
| 4 | 5350.00 | 60.43 | 74.00 | -13.57 | 54.22 | 6.21 | Peak | 165 | 343 |
| 5 | 10520.00 | 57.84 | 68.20 | -10.36 | 42.43 | 15.41 | Peak | 168 | 292 |
| 6 | 15780.00 | 44.89 | 54.00 | -9.11 | 29.11 | 15.78 | Average | 151 | 148 |
| 7 | 15780.00 | 58.01 | 74.00 | -15.99 | 42.23 | 15.78 | Peak | 151 | 148 |

Note 1: Emission Level (dBuV/m) = SA Reading (dBuV/m) + Factor* (dB)

*Factor includes antenna factor , cable loss and amplifier gain

Note 2: Margin (dB) = Emission level (dBuV/m) – Limit (dBuV/m).

| | | | |
|---------------------|----------|-------------------------|------|
| Modulation | 11a | Test Freq. (MHz) | 5260 |
| Polarization | Vertical | | |



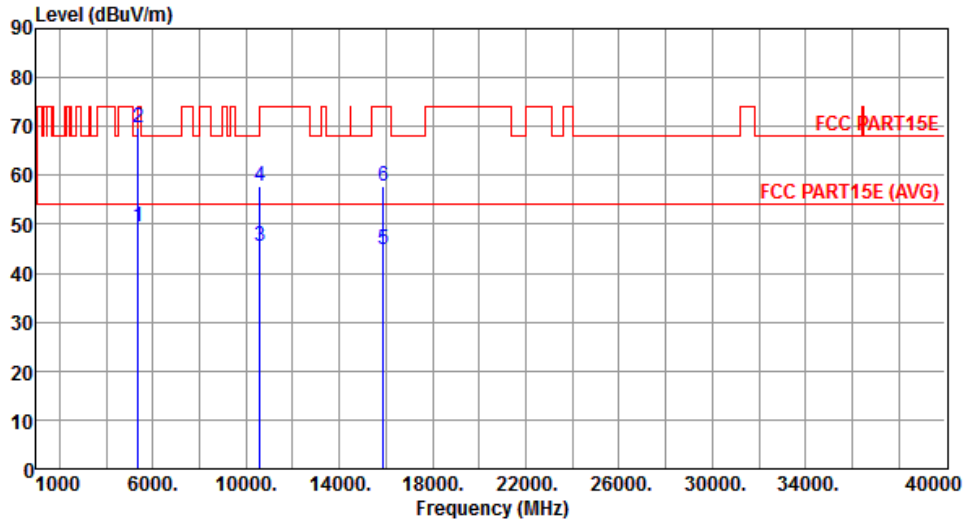
| | Freq. MHz | Emission level dBuV/m | Limit dBuV/m | Margin dB | SA reading dBuV | Factor dB | Remark | ANT High cm | Turn Table deg |
|---|--------------|-----------------------------|-----------------|--------------|-----------------------|--------------|---------|-------------------|----------------------|
| 1 | 5150.00 | 45.99 | 54.00 | -8.01 | 40.12 | 5.87 | Average | 165 | 117 |
| 2 | 5150.00 | 59.15 | 74.00 | -14.85 | 53.28 | 5.87 | Peak | 165 | 117 |
| 3 | 5350.00 | 46.47 | 54.00 | -7.53 | 40.26 | 6.21 | Average | 165 | 117 |
| 4 | 5350.00 | 59.46 | 74.00 | -14.54 | 53.25 | 6.21 | Peak | 165 | 117 |
| 5 | 10520.00 | 56.65 | 68.20 | -11.55 | 41.24 | 15.41 | Peak | 155 | 21 |
| 6 | 15780.00 | 44.94 | 54.00 | -9.06 | 29.16 | 15.78 | Average | 138 | 148 |
| 7 | 15780.00 | 57.94 | 74.00 | -16.06 | 42.16 | 15.78 | Peak | 138 | 148 |

Note 1: Emission Level (dBuV/m) = SA Reading (dBuV/m) + Factor* (dB)

*Factor includes antenna factor , cable loss and amplifier gain

Note 2: Margin (dB) = Emission level (dBuV/m) – Limit (dBuV/m).

| | | | |
|---------------------|------------|-------------------------|------|
| Modulation | 11a | Test Freq. (MHz) | 5300 |
| Polarization | Horizontal | | |



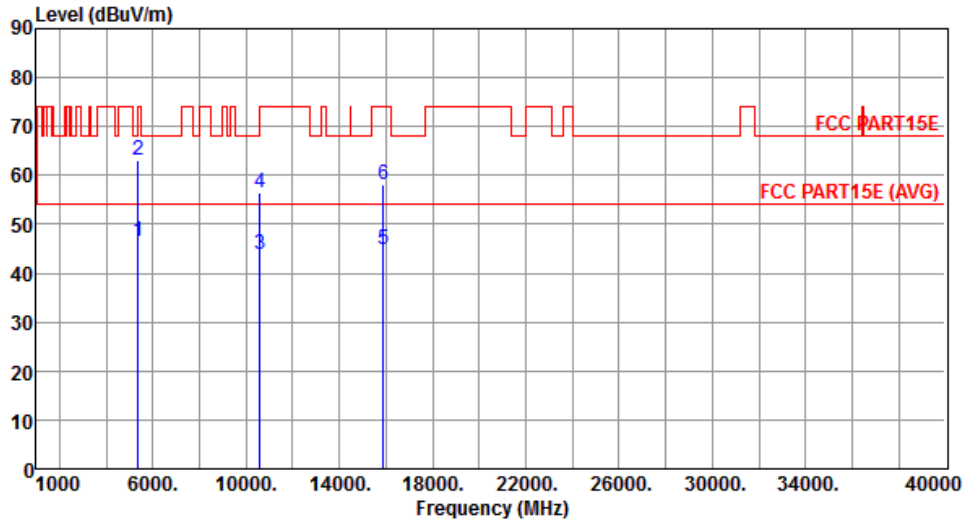
| | Freq. MHz | Emission level dBuV/m | Limit dBuV/m | Margin dB | SA reading dBuV | Factor dB | Remark | ANT High cm | Turn Table deg |
|---|--------------|-----------------------------|-----------------|--------------|-----------------------|--------------|---------|-------------------|----------------------|
| 1 | 5350.00 | 49.64 | 54.00 | -4.36 | 43.43 | 6.21 | Average | 167 | 344 |
| 2 | 5350.00 | 69.79 | 74.00 | -4.21 | 63.58 | 6.21 | Peak | 167 | 344 |
| 3 | 10600.00 | 45.40 | 54.00 | -8.60 | 29.94 | 15.46 | Average | 166 | 293 |
| 4 | 10600.00 | 57.71 | 74.00 | -16.29 | 42.25 | 15.46 | Peak | 166 | 293 |
| 5 | 15900.00 | 44.87 | 54.00 | -9.13 | 29.23 | 15.64 | Average | 152 | 147 |
| 6 | 15900.00 | 57.85 | 74.00 | -16.15 | 42.21 | 15.64 | Peak | 152 | 147 |

Note 1: Emission Level (dBuV/m) = SA Reading (dBuV/m) + Factor* (dB)

*Factor includes antenna factor , cable loss and amplifier gain

Note 2: Margin (dB) = Emission level (dBuV/m) – Limit (dBuV/m).

| | | | |
|---------------------|----------|-------------------------|------|
| Modulation | 11a | Test Freq. (MHz) | 5300 |
| Polarization | Vertical | | |



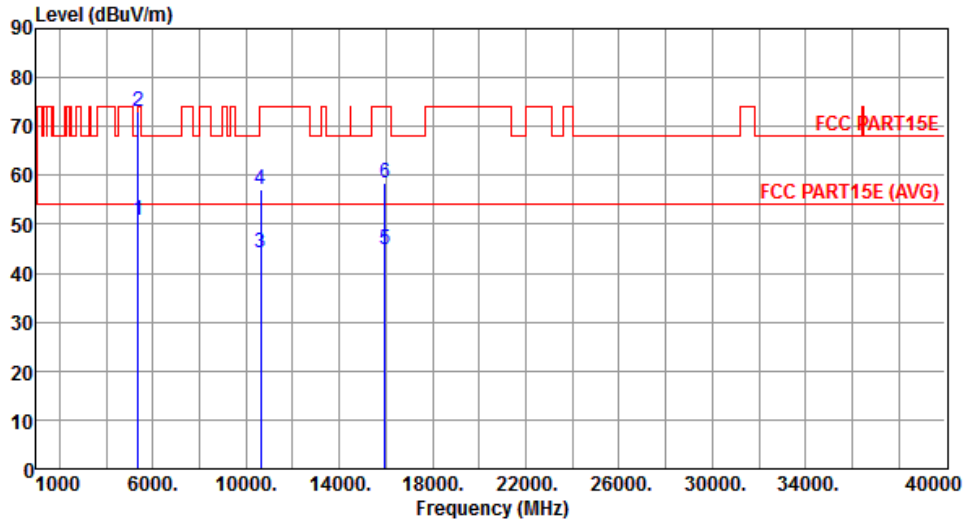
| | Freq. MHz | Emission level dBuV/m | Limit dBuV/m | Margin dB | SA reading dBuV | Factor dB | Remark | ANT High cm | Turn Table deg |
|---|--------------|-----------------------------|-----------------|--------------|-----------------------|--------------|---------|-------------------|----------------------|
| 1 | 5350.00 | 46.64 | 54.00 | -7.36 | 40.43 | 6.21 | Average | 167 | 115 |
| 2 | 5350.00 | 62.94 | 74.00 | -11.06 | 56.73 | 6.21 | Peak | 167 | 115 |
| 3 | 10600.00 | 43.89 | 54.00 | -10.11 | 28.43 | 15.46 | Average | 156 | 20 |
| 4 | 10600.00 | 56.48 | 74.00 | -17.52 | 41.02 | 15.46 | Peak | 156 | 20 |
| 5 | 15900.00 | 44.99 | 54.00 | -9.01 | 29.35 | 15.64 | Average | 152 | 133 |
| 6 | 15900.00 | 58.17 | 74.00 | -15.83 | 42.53 | 15.64 | Peak | 152 | 133 |

Note 1: Emission Level (dBuV/m) = SA Reading (dBuV/m) + Factor* (dB)

*Factor includes antenna factor , cable loss and amplifier gain

Note 2: Margin (dB) = Emission level (dBuV/m) – Limit (dBuV/m).

| | | | |
|---------------------|------------|-------------------------|------|
| Modulation | 11a | Test Freq. (MHz) | 5320 |
| Polarization | Horizontal | | |



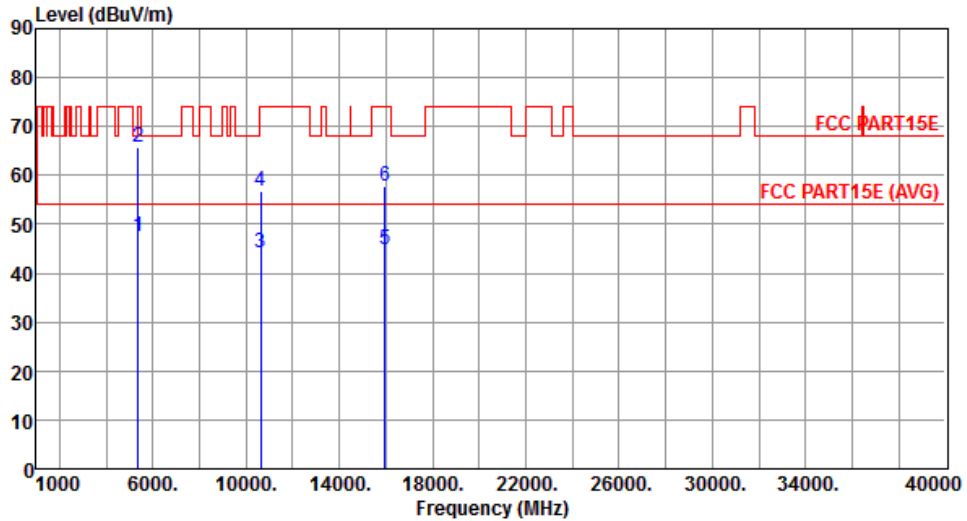
| | Freq. MHz | Emission level dBuV/m | Limit dBuV/m | Margin dB | SA reading dBuV | Factor dB | Remark | ANT High cm | Turn Table deg |
|---|--------------|-----------------------------|-----------------|--------------|-----------------------|--------------|---------|-------------------|----------------------|
| 1 | 5350.00 | 50.69 | 54.00 | -3.31 | 44.48 | 6.21 | Average | 191 | 318 |
| 2 | 5350.00 | 72.94 | 74.00 | -1.06 | 66.73 | 6.21 | Peak | 191 | 318 |
| 3 | 10640.00 | 44.02 | 54.00 | -9.98 | 28.53 | 15.49 | Average | 155 | 216 |
| 4 | 10640.00 | 57.04 | 74.00 | -16.96 | 41.55 | 15.49 | Peak | 155 | 216 |
| 5 | 15960.00 | 44.81 | 54.00 | -9.19 | 29.24 | 15.57 | Average | 188 | 135 |
| 6 | 15960.00 | 58.30 | 74.00 | -15.70 | 42.73 | 15.57 | Peak | 188 | 135 |

Note 1: Emission Level (dBuV/m) = SA Reading (dBuV/m) + Factor* (dB)

*Factor includes antenna factor , cable loss and amplifier gain

Note 2: Margin (dB) = Emission level (dBuV/m) – Limit (dBuV/m).

| | | | |
|---------------------|----------|-------------------------|------|
| Modulation | 11a | Test Freq. (MHz) | 5320 |
| Polarization | Vertical | | |



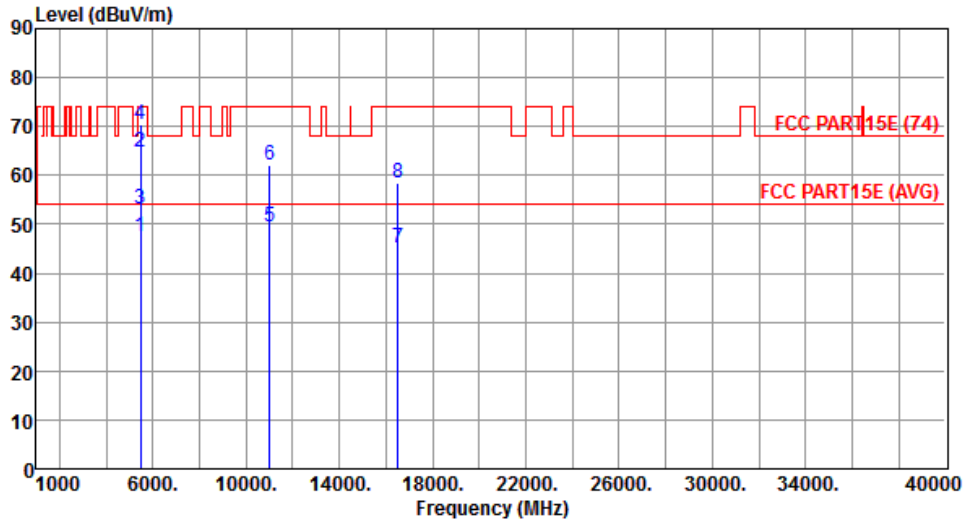
| | Freq. MHz | Emission level dBuV/m | Limit dBuV/m | Margin dB | SA reading dBuV | Factor dB | Remark | ANT High cm | Turn Table deg |
|---|--------------|-----------------------------|-----------------|--------------|-----------------------|--------------|---------|-------------------|----------------------|
| 1 | 5350.00 | 47.65 | 54.00 | -6.35 | 41.44 | 6.21 | Average | 195 | 213 |
| 2 | 5350.00 | 65.89 | 74.00 | -8.11 | 59.68 | 6.21 | Peak | 195 | 213 |
| 3 | 10640.00 | 44.12 | 54.00 | -9.88 | 28.63 | 15.49 | Average | 155 | 162 |
| 4 | 10640.00 | 56.80 | 74.00 | -17.20 | 41.31 | 15.49 | Peak | 155 | 162 |
| 5 | 15960.00 | 44.70 | 54.00 | -9.30 | 29.13 | 15.57 | Average | 182 | 138 |
| 6 | 15960.00 | 57.68 | 74.00 | -16.32 | 42.11 | 15.57 | Peak | 182 | 138 |

Note 1: Emission Level (dBuV/m) = SA Reading (dBuV/m) + Factor* (dB)

*Factor includes antenna factor , cable loss and amplifier gain

Note 2: Margin (dB) = Emission level (dBuV/m) – Limit (dBuV/m).

| | | | |
|---------------------|------------|-------------------------|------|
| Modulation | 11a | Test Freq. (MHz) | 5500 |
| Polarization | Horizontal | | |



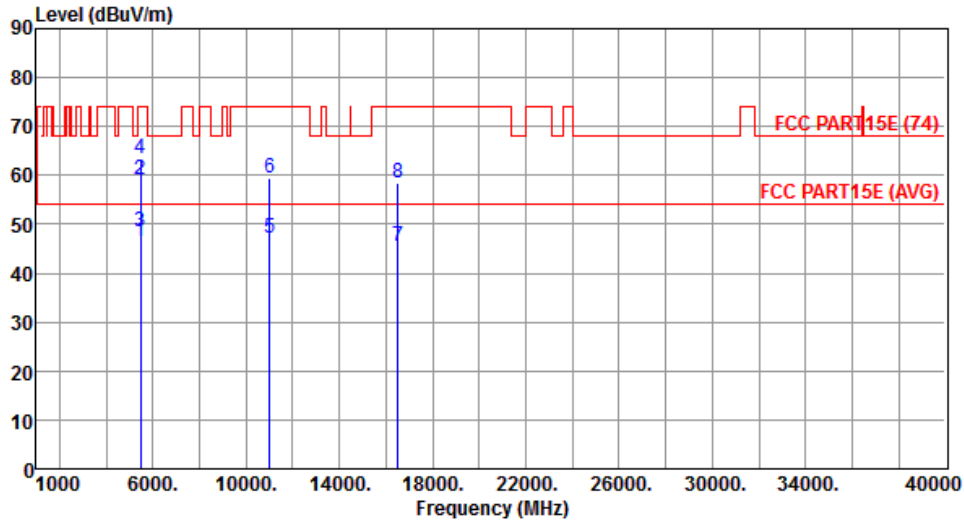
| | Freq. MHz | Emission level dBuV/m | Limit dBuV/m | Margin dB | SA reading dBuV | Factor dB | Remark | ANT High cm | Turn Table deg |
|---|--------------|-----------------------------|-----------------|--------------|-----------------------|--------------|---------|-------------------|----------------------|
| 1 | 5460.00 | 47.38 | 54.00 | -6.62 | 41.02 | 6.36 | Average | 169 | 338 |
| 2 | 5460.00 | 64.74 | 74.00 | -9.26 | 58.38 | 6.36 | Peak | 169 | 338 |
| 3 | 5470.00 | 52.99 | 54.00 | -1.01 | 46.62 | 6.37 | Average | 169 | 338 |
| 4 | 5470.00 | 70.48 | 74.00 | -3.52 | 64.11 | 6.37 | Peak | 169 | 338 |
| 5 | 11000.00 | 49.36 | 54.00 | -4.64 | 33.62 | 15.74 | Average | 149 | 196 |
| 6 | 11000.00 | 62.09 | 74.00 | -11.91 | 46.35 | 15.74 | Peak | 149 | 196 |
| 7 | 16500.00 | 45.27 | 54.00 | -8.73 | 29.24 | 16.03 | Average | 153 | 168 |
| 8 | 16500.00 | 58.45 | 74.00 | -15.55 | 42.42 | 16.03 | Peak | 153 | 168 |

Note 1: Emission Level (dBuV/m) = SA Reading (dBuV/m) + Factor* (dB)

*Factor includes antenna factor , cable loss and amplifier gain

Note 2: Margin (dB) = Emission level (dBuV/m) – Limit (dBuV/m).

| | | | |
|---------------------|----------|-------------------------|------|
| Modulation | 11a | Test Freq. (MHz) | 5500 |
| Polarization | Vertical | | |



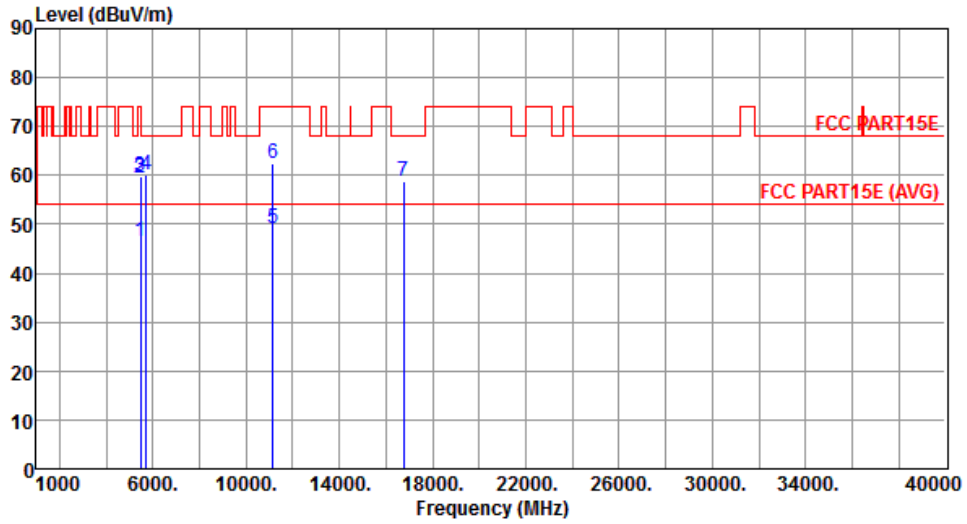
| | Freq. MHz | Emission level dBuV/m | Limit dBuV/m | Margin dB | SA reading dBuV | Factor dB | Remark | ANT High cm | Turn Table deg |
|---|--------------|-----------------------------|-----------------|--------------|-----------------------|--------------|---------|-------------------|----------------------|
| 1 | 5460.00 | 46.36 | 54.00 | -7.64 | 40.00 | 6.36 | Average | 170 | 15 |
| 2 | 5460.00 | 59.22 | 74.00 | -14.78 | 52.86 | 6.36 | Peak | 170 | 15 |
| 3 | 5470.00 | 48.59 | 54.00 | -5.41 | 42.22 | 6.37 | Average | 170 | 15 |
| 4 | 5470.00 | 63.56 | 74.00 | -10.44 | 57.19 | 6.37 | Peak | 170 | 15 |
| 5 | 11000.00 | 47.27 | 54.00 | -6.73 | 31.53 | 15.74 | Average | 185 | 70 |
| 6 | 11000.00 | 59.33 | 74.00 | -14.67 | 43.59 | 15.74 | Peak | 185 | 70 |
| 7 | 16500.00 | 45.41 | 54.00 | -8.59 | 29.38 | 16.03 | Average | 143 | 217 |
| 8 | 16500.00 | 58.40 | 74.00 | -15.60 | 42.37 | 16.03 | Peak | 143 | 217 |

Note 1: Emission Level (dBuV/m) = SA Reading (dBuV/m) + Factor* (dB)

*Factor includes antenna factor , cable loss and amplifier gain

Note 2: Margin (dB) = Emission level (dBuV/m) – Limit (dBuV/m).

| | | | |
|---------------------|------------|-------------------------|------|
| Modulation | 11a | Test Freq. (MHz) | 5580 |
| Polarization | Horizontal | | |



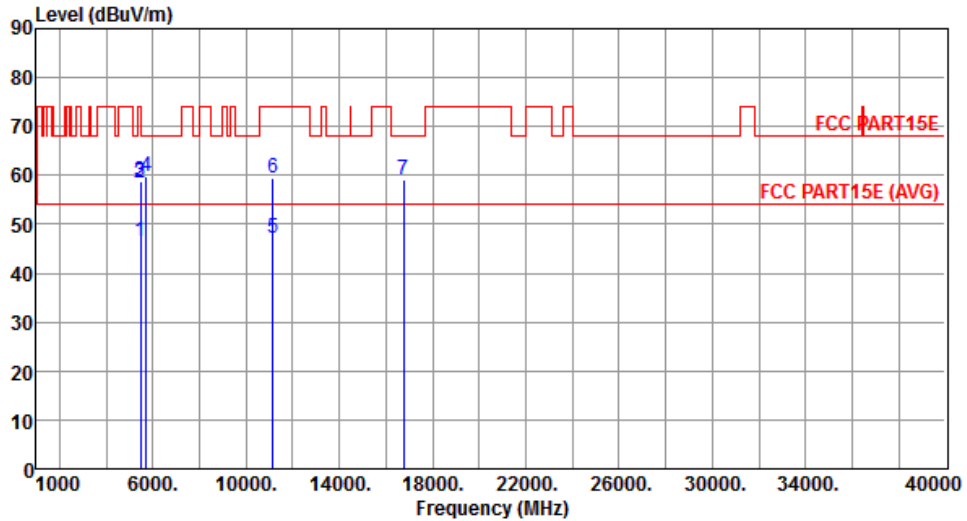
| | Freq. MHz | Emission level dBuV/m | Limit dBuV/m | Margin dB | SA reading dBuV | Factor dB | Remark | ANT High cm | Turn Table deg |
|---|--------------|-----------------------------|-----------------|--------------|-----------------------|--------------|---------|-------------------|----------------------|
| 1 | 5460.00 | 46.39 | 54.00 | -7.61 | 40.03 | 6.36 | Average | 170 | 344 |
| 2 | 5460.00 | 59.36 | 74.00 | -14.64 | 53.00 | 6.36 | Peak | 170 | 344 |
| 3 | 5470.00 | 59.75 | 68.20 | -8.45 | 53.38 | 6.37 | Peak | 170 | 344 |
| 4 | 5725.00 | 59.99 | 68.20 | -8.21 | 53.16 | 6.83 | Peak | 170 | 344 |
| 5 | 11160.00 | 49.05 | 54.00 | -4.95 | 33.22 | 15.83 | Average | 149 | 292 |
| 6 | 11160.00 | 62.27 | 74.00 | -11.73 | 46.44 | 15.83 | Peak | 149 | 292 |
| 7 | 16740.00 | 58.88 | 68.20 | -9.32 | 42.08 | 16.80 | Peak | 182 | 23 |

Note 1: Emission Level (dBuV/m) = SA Reading (dBuV/m) + Factor* (dB)

*Factor includes antenna factor , cable loss and amplifier gain

Note 2: Margin (dB) = Emission level (dBuV/m) – Limit (dBuV/m).

| | | | |
|---------------------|----------|-------------------------|------|
| Modulation | 11a | Test Freq. (MHz) | 5580 |
| Polarization | Vertical | | |



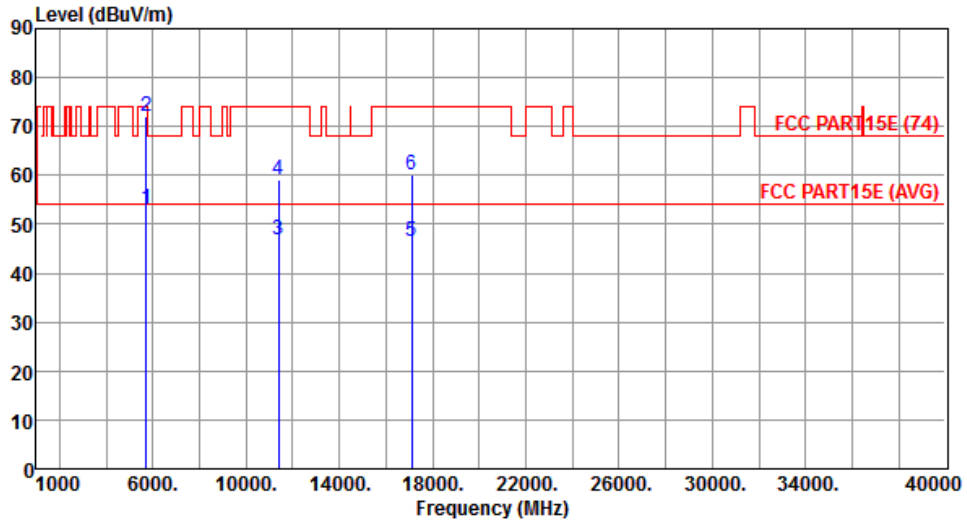
| | Freq. MHz | Emission level dBuV/m | Limit dBuV/m | Margin dB | SA reading dBuV | Factor dB | Remark | ANT High cm | Turn Table deg |
|---|--------------|-----------------------------|-----------------|--------------|-----------------------|--------------|---------|-------------------|----------------------|
| 1 | 5460.00 | 46.57 | 54.00 | -7.43 | 40.21 | 6.36 | Average | 177 | 53 |
| 2 | 5460.00 | 58.59 | 74.00 | -15.41 | 52.23 | 6.36 | Peak | 177 | 53 |
| 3 | 5470.00 | 58.88 | 68.20 | -9.32 | 52.51 | 6.37 | Peak | 177 | 53 |
| 4 | 5725.00 | 59.86 | 68.20 | -8.34 | 53.03 | 6.83 | Peak | 177 | 53 |
| 5 | 11160.00 | 47.01 | 54.00 | -6.99 | 31.18 | 15.83 | Average | 144 | 90 |
| 6 | 11160.00 | 59.51 | 74.00 | -14.49 | 43.68 | 15.83 | Peak | 144 | 90 |
| 7 | 16740.00 | 59.02 | 68.20 | -9.18 | 42.22 | 16.80 | Peak | 182 | 222 |

Note 1: Emission Level (dBuV/m) = SA Reading (dBuV/m) + Factor* (dB)

*Factor includes antenna factor , cable loss and amplifier gain

Note 2: Margin (dB) = Emission level (dBuV/m) – Limit (dBuV/m).

| | | | |
|---------------------|------------|-------------------------|------|
| Modulation | 11a | Test Freq. (MHz) | 5700 |
| Polarization | Horizontal | | |



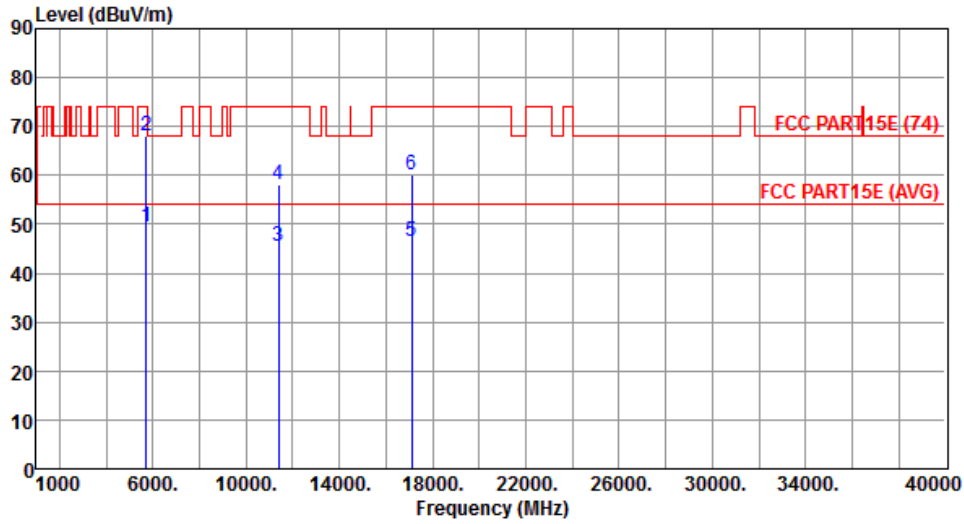
| | Freq. MHz | Emission level dBuV/m | Limit dBuV/m | Margin dB | SA reading dBuV | Factor dB | Remark | ANT High cm | Turn Table deg |
|---|--------------|-----------------------------|-----------------|--------------|-----------------------|--------------|---------|-------------------|----------------------|
| 1 | 5725.00 | 52.98 | 54.00 | -1.02 | 46.15 | 6.83 | Average | 188 | 321 |
| 2 | 5725.00 | 72.03 | 74.00 | -1.97 | 65.20 | 6.83 | Peak | 188 | 321 |
| 3 | 11400.00 | 46.98 | 54.00 | -7.02 | 31.02 | 15.96 | Average | 164 | 142 |
| 4 | 11400.00 | 59.21 | 74.00 | -14.79 | 43.25 | 15.96 | Peak | 164 | 142 |
| 5 | 17100.00 | 46.40 | 54.00 | -7.60 | 28.44 | 17.96 | Average | 165 | 138 |
| 6 | 17100.00 | 60.20 | 74.00 | -13.80 | 42.24 | 17.96 | Peak | 165 | 138 |

Note 1: Emission Level (dBuV/m) = SA Reading (dBuV/m) + Factor* (dB)

*Factor includes antenna factor , cable loss and amplifier gain

Note 2: Margin (dB) = Emission level (dBuV/m) – Limit (dBuV/m).

| | | | |
|---------------------|----------|-------------------------|------|
| Modulation | 11a | Test Freq. (MHz) | 5700 |
| Polarization | Vertical | | |



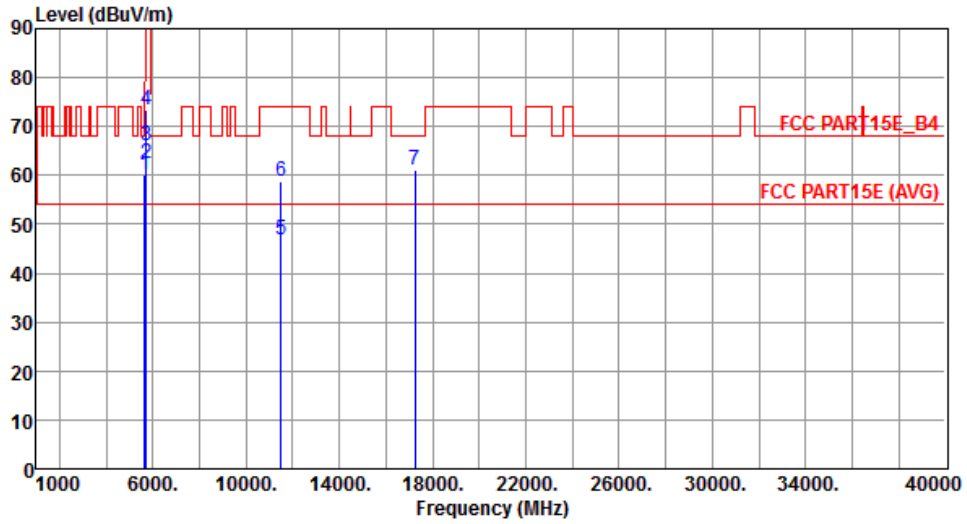
| | Freq. MHz | Emission level dBuV/m | Limit dBuV/m | Margin dB | SA reading dBuV | Factor dB | Remark | ANT High cm | Turn Table deg |
|---|--------------|-----------------------------|-----------------|--------------|-----------------------|--------------|---------|-------------------|----------------------|
| 1 | 5725.00 | 49.57 | 54.00 | -4.43 | 42.74 | 6.83 | Average | 188 | 223 |
| 2 | 5725.00 | 68.07 | 74.00 | -5.93 | 61.24 | 6.83 | Peak | 188 | 223 |
| 3 | 11400.00 | 45.49 | 54.00 | -8.51 | 29.53 | 15.96 | Average | 188 | 43 |
| 4 | 11400.00 | 58.19 | 74.00 | -15.81 | 42.23 | 15.96 | Peak | 188 | 43 |
| 5 | 17100.00 | 46.61 | 54.00 | -7.39 | 28.65 | 17.96 | Average | 152 | 216 |
| 6 | 17100.00 | 60.17 | 74.00 | -13.83 | 42.21 | 17.96 | Peak | 152 | 216 |

Note 1: Emission Level (dBuV/m) = SA Reading (dBuV/m) + Factor* (dB)

*Factor includes antenna factor , cable loss and amplifier gain

Note 2: Margin (dB) = Emission level (dBuV/m) – Limit (dBuV/m).

| | | | |
|---------------------|------------|-------------------------|------|
| Modulation | 11a | Test Freq. (MHz) | 5745 |
| Polarization | Horizontal | | |



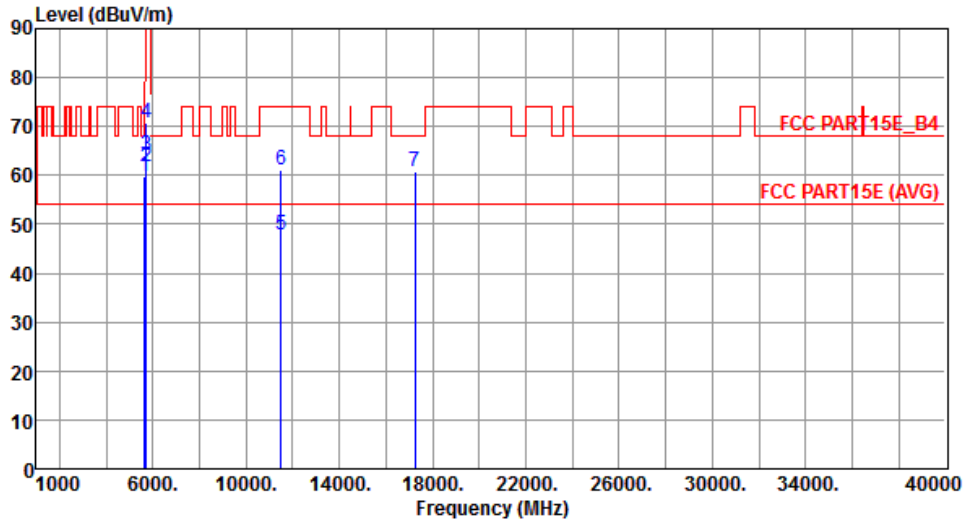
| | Freq. MHz | Emission level dBuV/m | Limit dBuV/m | Margin dB | SA reading dBuV | Factor dB | Remark | ANT High cm | Turn Table deg |
|---|--------------|-----------------------------|-----------------|--------------|-----------------------|--------------|---------|-------------------|----------------------|
| 1 | 5650.00 | 60.07 | 68.20 | -8.13 | 53.44 | 6.63 | Peak | 187 | 314 |
| 2 | 5700.00 | 62.49 | 105.20 | -42.71 | 55.72 | 6.77 | Peak | 187 | 314 |
| 3 | 5720.00 | 66.13 | 110.80 | -44.67 | 59.31 | 6.82 | Peak | 187 | 314 |
| 4 | 5725.00 | 73.32 | 122.20 | -48.88 | 66.49 | 6.83 | Peak | 187 | 314 |
| 5 | 11490.00 | 46.77 | 54.00 | -7.23 | 30.76 | 16.01 | Average | 189 | 305 |
| 6 | 11490.00 | 58.69 | 74.00 | -15.31 | 42.68 | 16.01 | Peak | 189 | 305 |
| 7 | 17235.00 | 61.19 | 68.20 | -7.01 | 42.76 | 18.43 | Peak | 155 | 213 |

Note 1: Emission Level (dBuV/m) = SA Reading (dBuV/m) + Factor* (dB)

*Factor includes antenna factor , cable loss and amplifier gain

Note 2: Margin (dB) = Emission level (dBuV/m) – Limit (dBuV/m).

| | | | |
|---------------------|----------|-------------------------|------|
| Modulation | 11a | Test Freq. (MHz) | 5745 |
| Polarization | Vertical | | |



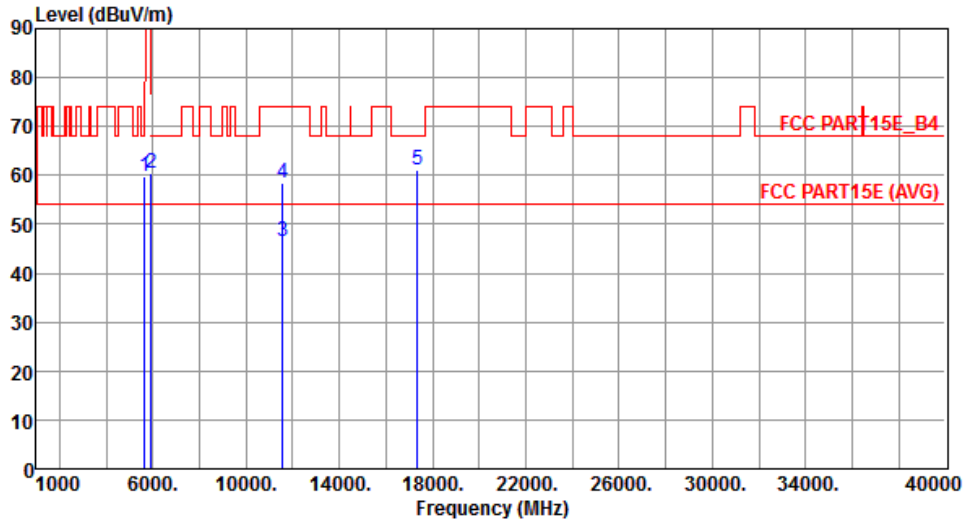
| | Freq. MHz | Emission level dBuV/m | Limit dBuV/m | Margin dB | SA reading dBuV | Factor dB | Remark | ANT High cm | Turn Table deg |
|---|--------------|-----------------------------|-----------------|--------------|-----------------------|--------------|---------|-------------------|----------------------|
| 1 | 5650.00 | 59.69 | 68.20 | -8.51 | 53.06 | 6.63 | Peak | 180 | 309 |
| 2 | 5700.00 | 61.79 | 105.20 | -43.41 | 55.02 | 6.77 | Peak | 180 | 309 |
| 3 | 5720.00 | 64.25 | 110.80 | -46.55 | 57.43 | 6.82 | Peak | 180 | 309 |
| 4 | 5725.00 | 70.59 | 122.20 | -51.61 | 63.76 | 6.83 | Peak | 180 | 309 |
| 5 | 11490.00 | 47.71 | 54.00 | -6.29 | 31.70 | 16.01 | Average | 191 | 133 |
| 6 | 11490.00 | 60.95 | 74.00 | -13.05 | 44.94 | 16.01 | Peak | 191 | 133 |
| 7 | 17235.00 | 60.77 | 68.20 | -7.43 | 42.34 | 18.43 | Peak | 155 | 143 |

Note 1: Emission Level (dBuV/m) = SA Reading (dBuV/m) + Factor* (dB)

*Factor includes antenna factor , cable loss and amplifier gain

Note 2: Margin (dB) = Emission level (dBuV/m) – Limit (dBuV/m).

| | | | |
|---------------------|------------|-------------------------|------|
| Modulation | 11a | Test Freq. (MHz) | 5785 |
| Polarization | Horizontal | | |



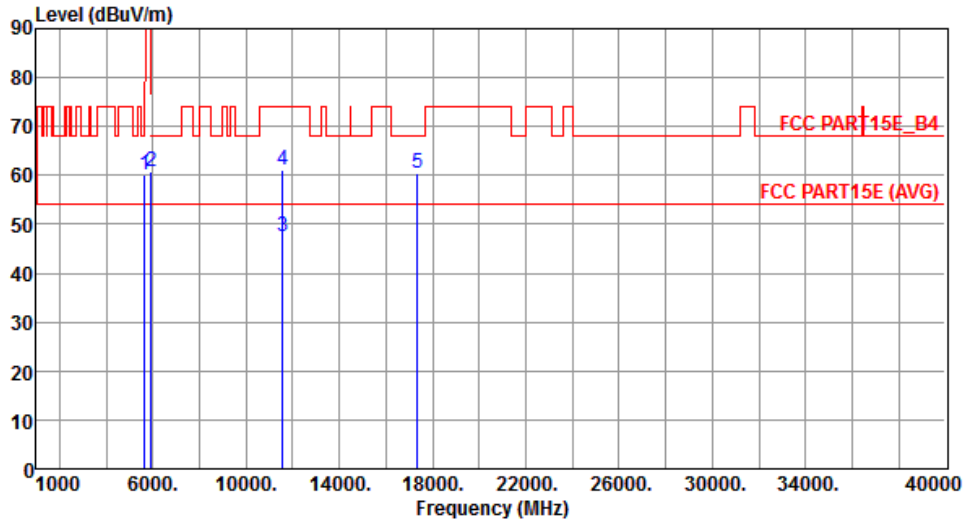
| | Freq. MHz | Emission level dBuV/m | Limit dBuV/m | Margin dB | SA reading dBuV | Factor dB | Remark | ANT High cm | Turn Table deg |
|---|--------------|-----------------------------|-----------------|--------------|-----------------------|--------------|---------|-------------------|----------------------|
| 1 | 5650.00 | 59.84 | 68.20 | -8.36 | 53.21 | 6.63 | Peak | 185 | 315 |
| 2 | 5925.00 | 60.44 | 68.20 | -7.76 | 53.10 | 7.34 | Peak | 185 | 315 |
| 3 | 11570.00 | 46.65 | 54.00 | -7.35 | 30.76 | 15.89 | Average | 185 | 312 |
| 4 | 11570.00 | 58.42 | 74.00 | -15.58 | 42.53 | 15.89 | Peak | 185 | 312 |
| 5 | 17355.00 | 61.20 | 68.20 | -7.00 | 42.38 | 18.82 | Peak | 162 | 216 |

Note 1: Emission Level (dBuV/m) = SA Reading (dBuV/m) + Factor* (dB)

*Factor includes antenna factor , cable loss and amplifier gain

Note 2: Margin (dB) = Emission level (dBuV/m) – Limit (dBuV/m).

| | | | |
|---------------------|----------|-------------------------|------|
| Modulation | 11a | Test Freq. (MHz) | 5785 |
| Polarization | Vertical | | |



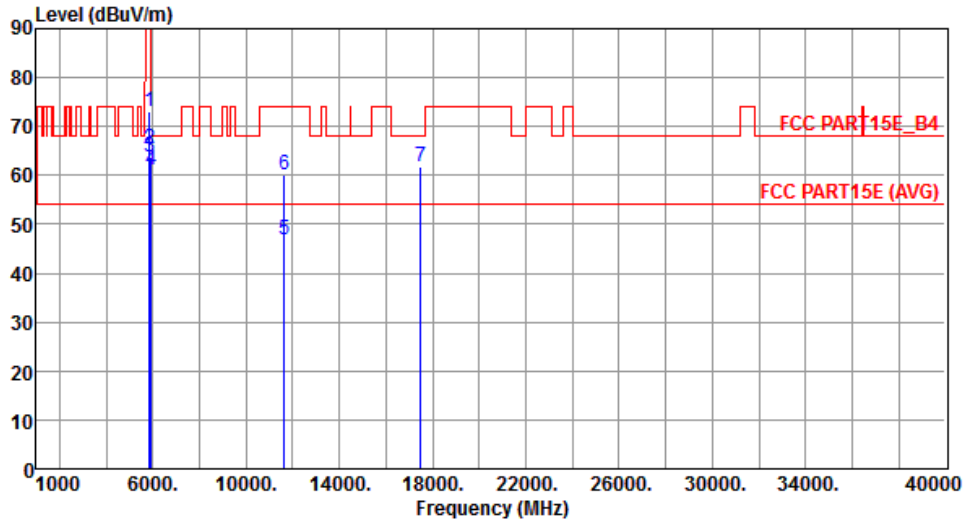
| | Freq. MHz | Emission level dBuV/m | Limit dBuV/m | Margin dB | SA reading dBuV | Factor dB | Remark | ANT High cm | Turn Table deg |
|---|--------------|-----------------------------|-----------------|--------------|-----------------------|--------------|---------|-------------------|----------------------|
| 1 | 5650.00 | 59.96 | 68.20 | -8.24 | 53.33 | 6.63 | Peak | 175 | 310 |
| 2 | 5925.00 | 60.87 | 68.20 | -7.33 | 53.53 | 7.34 | Peak | 175 | 310 |
| 3 | 11570.00 | 47.62 | 54.00 | -6.38 | 31.73 | 15.89 | Average | 188 | 142 |
| 4 | 11570.00 | 61.22 | 74.00 | -12.78 | 45.33 | 15.89 | Peak | 188 | 142 |
| 5 | 17355.00 | 60.46 | 68.20 | -7.74 | 41.64 | 18.82 | Peak | 162 | 138 |

Note 1: Emission Level (dBuV/m) = SA Reading (dBuV/m) + Factor* (dB)

*Factor includes antenna factor , cable loss and amplifier gain

Note 2: Margin (dB) = Emission level (dBuV/m) – Limit (dBuV/m).

| | | | |
|---------------------|------------|-------------------------|------|
| Modulation | 11a | Test Freq. (MHz) | 5825 |
| Polarization | Horizontal | | |



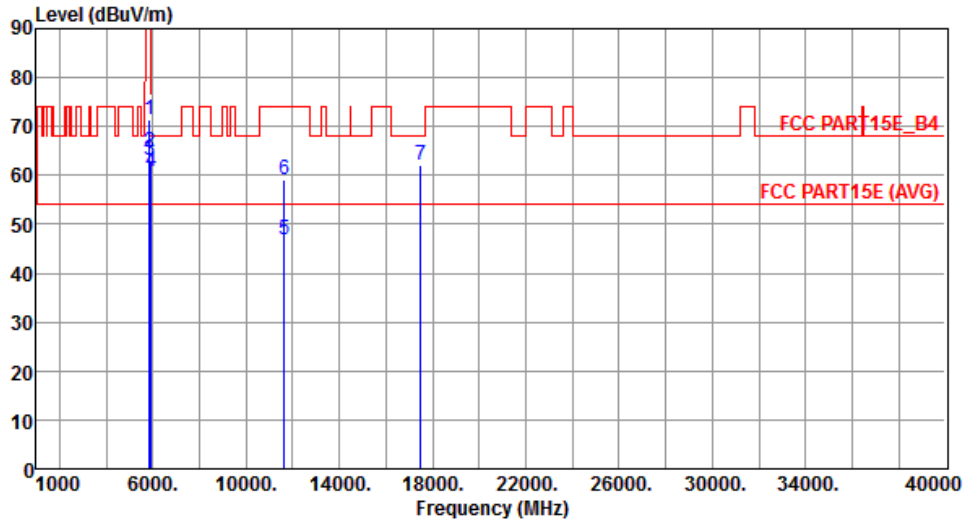
| | Freq. MHz | Emission level dBuV/m | Limit dBuV/m | Margin dB | SA reading dBuV | Factor dB | Remark | ANT High cm | Turn Table deg |
|---|--------------|-----------------------------|-----------------|--------------|-----------------------|--------------|---------|-------------------|----------------------|
| 1 | 5850.00 | 72.91 | 122.20 | -49.29 | 65.75 | 7.16 | Peak | 186 | 306 |
| 2 | 5855.00 | 65.58 | 110.80 | -45.22 | 58.40 | 7.18 | Peak | 186 | 306 |
| 3 | 5875.00 | 63.64 | 105.20 | -41.56 | 56.41 | 7.23 | Peak | 186 | 306 |
| 4 | 5925.00 | 61.08 | 68.20 | -7.12 | 53.74 | 7.34 | Peak | 186 | 306 |
| 5 | 11650.00 | 46.95 | 54.00 | -7.05 | 31.21 | 15.74 | Average | 153 | 212 |
| 6 | 11650.00 | 59.95 | 74.00 | -14.05 | 44.21 | 15.74 | Peak | 153 | 212 |
| 7 | 17475.00 | 61.67 | 68.20 | -6.53 | 42.44 | 19.23 | Peak | 128 | 168 |

Note 1: Emission Level (dBuV/m) = SA Reading (dBuV/m) + Factor* (dB)

*Factor includes antenna factor , cable loss and amplifier gain

Note 2: Margin (dB) = Emission level (dBuV/m) – Limit (dBuV/m).

| | | | |
|---------------------|----------|-------------------------|------|
| Modulation | 11a | Test Freq. (MHz) | 5825 |
| Polarization | Vertical | | |



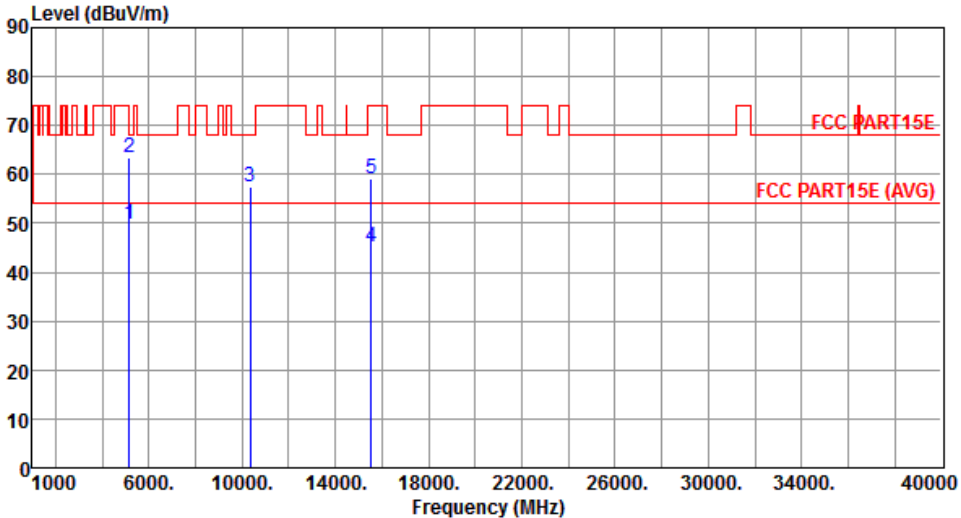
| | Freq. MHz | Emission level dBuV/m | Limit dBuV/m | Margin dB | SA reading dBuV | Factor dB | Remark | ANT High cm | Turn Table deg |
|---|--------------|-----------------------------|-----------------|--------------|-----------------------|--------------|---------|-------------------|----------------------|
| 1 | 5850.00 | 71.26 | 122.20 | -50.94 | 64.10 | 7.16 | Peak | 186 | 235 |
| 2 | 5855.00 | 64.79 | 110.80 | -46.01 | 57.61 | 7.18 | Peak | 186 | 235 |
| 3 | 5875.00 | 62.94 | 105.20 | -42.26 | 55.71 | 7.23 | Peak | 186 | 235 |
| 4 | 5925.00 | 60.72 | 68.20 | -7.48 | 53.38 | 7.34 | Peak | 186 | 235 |
| 5 | 11650.00 | 46.76 | 54.00 | -7.24 | 31.02 | 15.74 | Average | 143 | 162 |
| 6 | 11650.00 | 59.27 | 74.00 | -14.73 | 43.53 | 15.74 | Peak | 143 | 162 |
| 7 | 17475.00 | 61.95 | 68.20 | -6.25 | 42.72 | 19.23 | Peak | 166 | 183 |

Note 1: Emission Level (dBuV/m) = SA Reading (dBuV/m) + Factor* (dB)

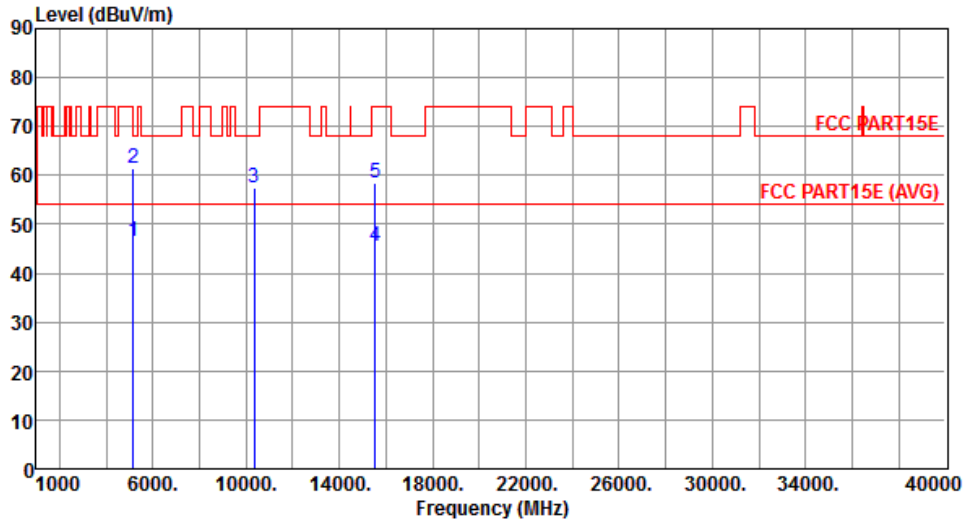
*Factor includes antenna factor , cable loss and amplifier gain

Note 2: Margin (dB) = Emission level (dBuV/m) – Limit (dBuV/m).

3.5.16 Transmitter Radiated Unwanted Emissions (Above 1GHz) for VHT20

| Modulation | VHT20 | Test Freq. (MHz) | 5180 | | | | | | | | | | | | | | | | | | | | | | | | | | | | | | | | | | | | | | | | | | | | | | | | | | | | | | | | | | | | | | | | | | |
|---|---|------------------|----------------|------------|--------|------------|----------|------------|----------|------------|-----|--------|--------|----|------|----|--|----|-----|---|---------|-------|-------|-------|-------|------|---------|-----|-----|---|---------|-------|-------|--------|-------|------|------|-----|-----|---|----------|-------|-------|--------|-------|-------|------|-----|-----|---|----------|-------|-------|-------|-------|-------|---------|-----|-----|---|----------|-------|-------|--------|-------|-------|------|-----|-----|
| Polarization | Horizontal | | | | | | | | | | | | | | | | | | | | | | | | | | | | | | | | | | | | | | | | | | | | | | | | | | | | | | | | | | | | | | | | | | | | |
|  | | | | | | | | | | | | | | | | | | | | | | | | | | | | | | | | | | | | | | | | | | | | | | | | | | | | | | | | | | | | | | | | | | | | | |
| | <table border="1"> <thead> <tr> <th>Freq.</th> <th>Emission level</th> <th>Limit</th> <th>Margin</th> <th>SA reading</th> <th>Factor</th> <th>Remark</th> <th>ANT High</th> <th>Turn Table</th> </tr> <tr> <th>MHz</th> <th>dBuV/m</th> <th>dBuV/m</th> <th>dB</th> <th>dBuV</th> <th>dB</th> <th></th> <th>cm</th> <th>deg</th> </tr> </thead> <tbody> <tr> <td>1</td> <td>5150.00</td> <td>49.76</td> <td>54.00</td> <td>-4.24</td> <td>43.89</td> <td>5.87</td> <td>Average</td> <td>210</td> <td>347</td> </tr> <tr> <td>2</td> <td>5150.00</td> <td>63.34</td> <td>74.00</td> <td>-10.66</td> <td>57.47</td> <td>5.87</td> <td>Peak</td> <td>210</td> <td>347</td> </tr> <tr> <td>3</td> <td>10360.00</td> <td>57.48</td> <td>68.20</td> <td>-10.72</td> <td>42.26</td> <td>15.22</td> <td>Peak</td> <td>165</td> <td>212</td> </tr> <tr> <td>4</td> <td>15540.00</td> <td>45.28</td> <td>54.00</td> <td>-8.72</td> <td>29.21</td> <td>16.07</td> <td>Average</td> <td>138</td> <td>168</td> </tr> <tr> <td>5</td> <td>15540.00</td> <td>59.25</td> <td>74.00</td> <td>-14.75</td> <td>43.18</td> <td>16.07</td> <td>Peak</td> <td>138</td> <td>168</td> </tr> </tbody> </table> | Freq. | Emission level | Limit | Margin | SA reading | Factor | Remark | ANT High | Turn Table | MHz | dBuV/m | dBuV/m | dB | dBuV | dB | | cm | deg | 1 | 5150.00 | 49.76 | 54.00 | -4.24 | 43.89 | 5.87 | Average | 210 | 347 | 2 | 5150.00 | 63.34 | 74.00 | -10.66 | 57.47 | 5.87 | Peak | 210 | 347 | 3 | 10360.00 | 57.48 | 68.20 | -10.72 | 42.26 | 15.22 | Peak | 165 | 212 | 4 | 15540.00 | 45.28 | 54.00 | -8.72 | 29.21 | 16.07 | Average | 138 | 168 | 5 | 15540.00 | 59.25 | 74.00 | -14.75 | 43.18 | 16.07 | Peak | 138 | 168 |
| Freq. | Emission level | Limit | Margin | SA reading | Factor | Remark | ANT High | Turn Table | | | | | | | | | | | | | | | | | | | | | | | | | | | | | | | | | | | | | | | | | | | | | | | | | | | | | | | | | | | | | |
| MHz | dBuV/m | dBuV/m | dB | dBuV | dB | | cm | deg | | | | | | | | | | | | | | | | | | | | | | | | | | | | | | | | | | | | | | | | | | | | | | | | | | | | | | | | | | | | | |
| 1 | 5150.00 | 49.76 | 54.00 | -4.24 | 43.89 | 5.87 | Average | 210 | 347 | | | | | | | | | | | | | | | | | | | | | | | | | | | | | | | | | | | | | | | | | | | | | | | | | | | | | | | | | | | | |
| 2 | 5150.00 | 63.34 | 74.00 | -10.66 | 57.47 | 5.87 | Peak | 210 | 347 | | | | | | | | | | | | | | | | | | | | | | | | | | | | | | | | | | | | | | | | | | | | | | | | | | | | | | | | | | | | |
| 3 | 10360.00 | 57.48 | 68.20 | -10.72 | 42.26 | 15.22 | Peak | 165 | 212 | | | | | | | | | | | | | | | | | | | | | | | | | | | | | | | | | | | | | | | | | | | | | | | | | | | | | | | | | | | | |
| 4 | 15540.00 | 45.28 | 54.00 | -8.72 | 29.21 | 16.07 | Average | 138 | 168 | | | | | | | | | | | | | | | | | | | | | | | | | | | | | | | | | | | | | | | | | | | | | | | | | | | | | | | | | | | | |
| 5 | 15540.00 | 59.25 | 74.00 | -14.75 | 43.18 | 16.07 | Peak | 138 | 168 | | | | | | | | | | | | | | | | | | | | | | | | | | | | | | | | | | | | | | | | | | | | | | | | | | | | | | | | | | | | |
| <p>Note 1: Emission Level (dBuV/m) = SA Reading (dBuV/m) + Factor* (dB) *Factor includes antenna factor , cable loss and amplifier gain Note 2: Margin (dB) = Emission level (dBuV/m) – Limit (dBuV/m).</p> | | | | | | | | | | | | | | | | | | | | | | | | | | | | | | | | | | | | | | | | | | | | | | | | | | | | | | | | | | | | | | | | | | | | | |

| | | | |
|---------------------|----------|-------------------------|------|
| Modulation | VHT20 | Test Freq. (MHz) | 5180 |
| Polarization | Vertical | | |



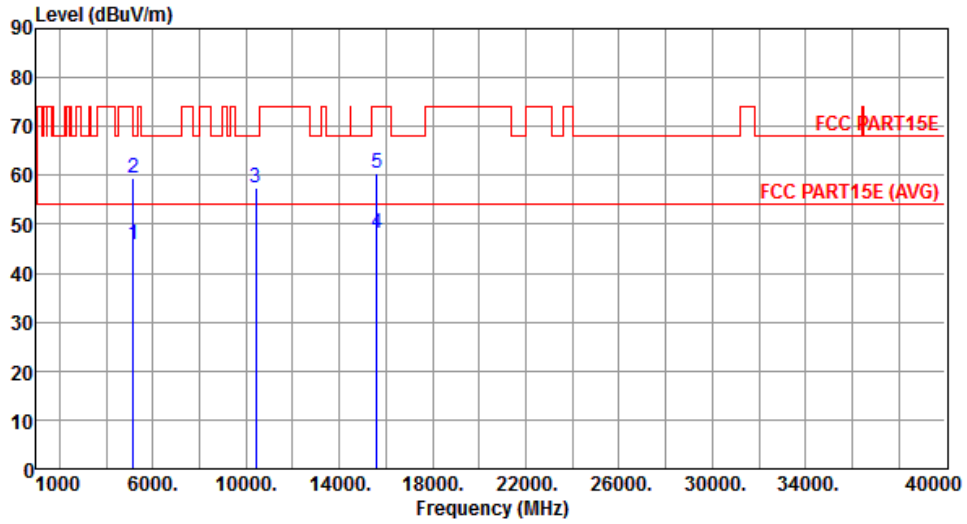
| | Freq. MHz | Emission level dBuV/m | Limit dBuV/m | Margin dB | SA reading dBuV | Factor dB | Remark | ANT High cm | Turn Table deg |
|---|--------------|-----------------------------|-----------------|--------------|-----------------------|--------------|---------|-------------------|----------------------|
| 1 | 5150.00 | 46.59 | 54.00 | -7.41 | 40.72 | 5.87 | Average | 210 | 268 |
| 2 | 5150.00 | 61.51 | 74.00 | -12.49 | 55.64 | 5.87 | Peak | 210 | 268 |
| 3 | 10360.00 | 57.38 | 68.20 | -10.82 | 42.16 | 15.22 | Peak | 182 | 177 |
| 4 | 15540.00 | 45.48 | 54.00 | -8.52 | 29.41 | 16.07 | Average | 172 | 196 |
| 5 | 15540.00 | 58.32 | 74.00 | -15.68 | 42.25 | 16.07 | Peak | 172 | 196 |

Note 1: Emission Level (dBuV/m) = SA Reading (dBuV/m) + Factor* (dB)

*Factor includes antenna factor , cable loss and amplifier gain

Note 2: Margin (dB) = Emission level (dBuV/m) – Limit (dBuV/m).

| | | | |
|---------------------|------------|-------------------------|------|
| Modulation | VHT20 | Test Freq. (MHz) | 5200 |
| Polarization | Horizontal | | |



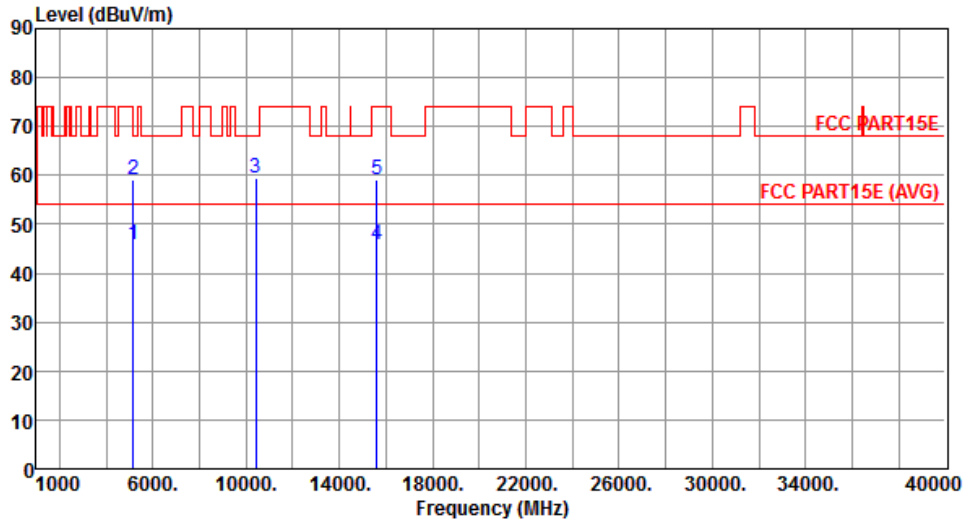
| | Freq. MHz | Emission level dBuV/m | Limit dBuV/m | Margin dB | SA reading dBuV | Factor dB | Remark | ANT High cm | Turn Table deg |
|---|--------------|-----------------------------|-----------------|--------------|-----------------------|--------------|---------|-------------------|----------------------|
| 1 | 5150.00 | 45.93 | 54.00 | -8.07 | 40.06 | 5.87 | Average | 203 | 343 |
| 2 | 5150.00 | 59.35 | 74.00 | -14.65 | 53.48 | 5.87 | Peak | 203 | 343 |
| 3 | 10400.00 | 57.41 | 68.20 | -10.79 | 42.14 | 15.27 | Peak | 216 | 300 |
| 4 | 15600.00 | 48.05 | 54.00 | -5.95 | 32.05 | 16.00 | Average | 193 | 300 |
| 5 | 15600.00 | 60.46 | 74.00 | -13.54 | 44.46 | 16.00 | Peak | 193 | 300 |

Note 1: Emission Level (dBuV/m) = SA Reading (dBuV/m) + Factor* (dB)

*Factor includes antenna factor , cable loss and amplifier gain

Note 2: Margin (dB) = Emission level (dBuV/m) – Limit (dBuV/m).

| | | | |
|---------------------|----------|-------------------------|------|
| Modulation | VHT20 | Test Freq. (MHz) | 5200 |
| Polarization | Vertical | | |



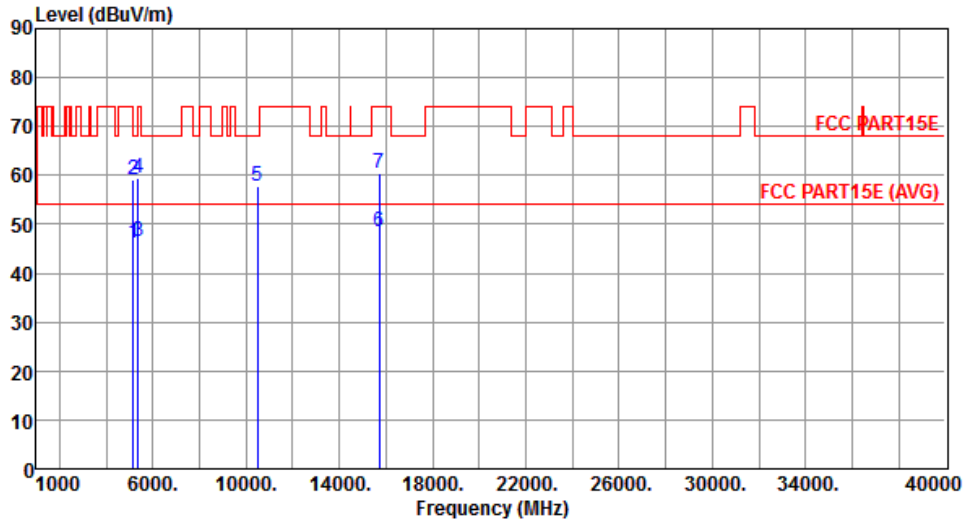
| | Freq. MHz | Emission level dBuV/m | Limit dBuV/m | Margin dB | SA reading dBuV | Factor dB | Remark | ANT High cm | Turn Table deg |
|---|--------------|-----------------------------|-----------------|--------------|-----------------------|--------------|---------|-------------------|----------------------|
| 1 | 5150.00 | 45.89 | 54.00 | -8.11 | 40.02 | 5.87 | Average | 214 | 162 |
| 2 | 5150.00 | 59.08 | 74.00 | -14.92 | 53.21 | 5.87 | Peak | 214 | 162 |
| 3 | 10400.00 | 59.37 | 68.20 | -8.83 | 44.10 | 15.27 | Peak | 196 | 188 |
| 4 | 15600.00 | 45.98 | 54.00 | -8.02 | 29.98 | 16.00 | Average | 192 | 250 |
| 5 | 15600.00 | 59.14 | 74.00 | -14.86 | 43.14 | 16.00 | Peak | 192 | 250 |

Note 1: Emission Level (dBuV/m) = SA Reading (dBuV/m) + Factor* (dB)

*Factor includes antenna factor , cable loss and amplifier gain

Note 2: Margin (dB) = Emission level (dBuV/m) – Limit (dBuV/m).

| | | | |
|---------------------|------------|-------------------------|------|
| Modulation | VHT20 | Test Freq. (MHz) | 5240 |
| Polarization | Horizontal | | |



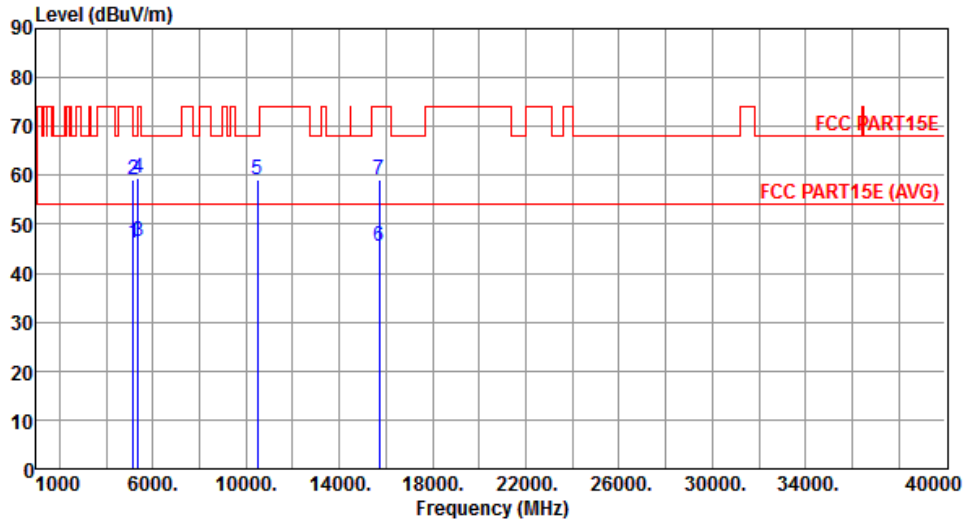
| | Freq. MHz | Emission level dBuV/m | Limit dBuV/m | Margin dB | SA reading dBuV | Factor dB | Remark | ANT High cm | Turn Table deg |
|---|--------------|-----------------------------|-----------------|--------------|-----------------------|--------------|---------|-------------------|----------------------|
| 1 | 5150.00 | 46.12 | 54.00 | -7.88 | 40.25 | 5.87 | Average | 202 | 341 |
| 2 | 5150.00 | 59.25 | 74.00 | -14.75 | 53.38 | 5.87 | Peak | 202 | 341 |
| 3 | 5350.00 | 46.63 | 54.00 | -7.37 | 40.42 | 6.21 | Average | 202 | 341 |
| 4 | 5350.00 | 59.53 | 74.00 | -14.47 | 53.32 | 6.21 | Peak | 202 | 341 |
| 5 | 10480.00 | 57.62 | 68.20 | -10.58 | 42.26 | 15.36 | Peak | 215 | 299 |
| 6 | 15720.00 | 48.35 | 54.00 | -5.65 | 32.49 | 15.86 | Average | 185 | 285 |
| 7 | 15720.00 | 60.31 | 74.00 | -13.69 | 44.45 | 15.86 | Peak | 185 | 285 |

Note 1: Emission Level (dBuV/m) = SA Reading (dBuV/m) + Factor* (dB)

*Factor includes antenna factor , cable loss and amplifier gain

Note 2: Margin (dB) = Emission level (dBuV/m) – Limit (dBuV/m).

| | | | |
|---------------------|----------|-------------------------|------|
| Modulation | VHT20 | Test Freq. (MHz) | 5240 |
| Polarization | Vertical | | |



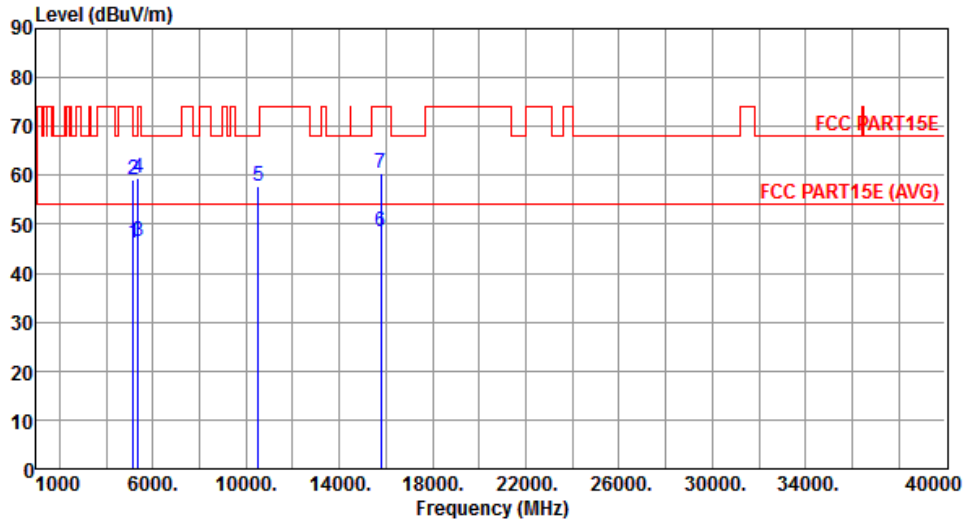
| | Freq. MHz | Emission level dBuV/m | Limit dBuV/m | Margin dB | SA reading dBuV | Factor dB | Remark | ANT High cm | Turn Table deg |
|---|--------------|-----------------------------|-----------------|--------------|-----------------------|--------------|---------|-------------------|----------------------|
| 1 | 5150.00 | 46.08 | 54.00 | -7.92 | 40.21 | 5.87 | Average | 212 | 161 |
| 2 | 5150.00 | 59.03 | 74.00 | -14.97 | 53.16 | 5.87 | Peak | 212 | 161 |
| 3 | 5350.00 | 46.38 | 54.00 | -7.62 | 40.17 | 6.21 | Average | 212 | 161 |
| 4 | 5350.00 | 59.50 | 74.00 | -14.50 | 53.29 | 6.21 | Peak | 212 | 161 |
| 5 | 10480.00 | 59.23 | 68.20 | -8.97 | 43.87 | 15.36 | Peak | 192 | 163 |
| 6 | 15720.00 | 45.61 | 54.00 | -8.39 | 29.75 | 15.86 | Average | 185 | 249 |
| 7 | 15720.00 | 59.22 | 74.00 | -14.78 | 43.36 | 15.86 | Peak | 185 | 249 |

Note 1: Emission Level (dBuV/m) = SA Reading (dBuV/m) + Factor* (dB)

*Factor includes antenna factor , cable loss and amplifier gain

Note 2: Margin (dB) = Emission level (dBuV/m) – Limit (dBuV/m).

| | | | |
|---------------------|------------|-------------------------|------|
| Modulation | VHT20 | Test Freq. (MHz) | 5260 |
| Polarization | Horizontal | | |



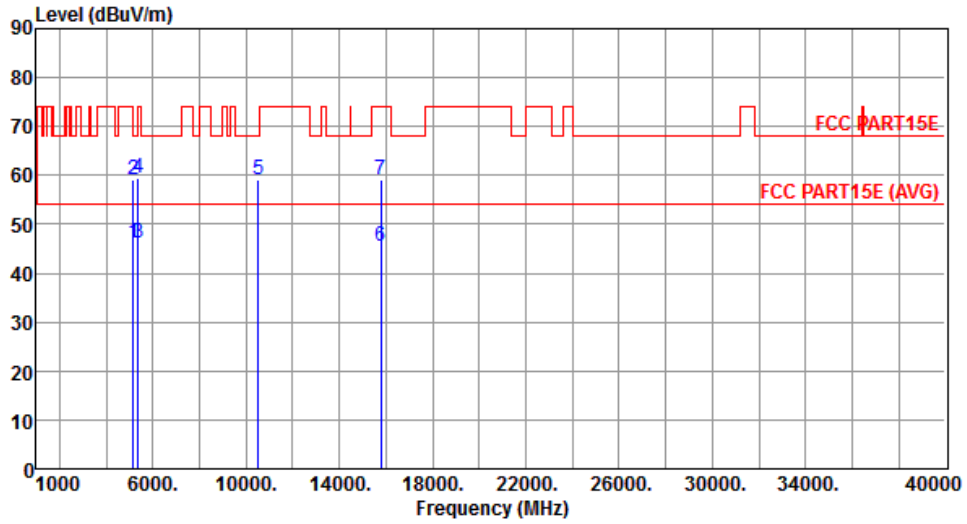
| | Freq. MHz | Emission level dBuV/m | Limit dBuV/m | Margin dB | SA reading dBuV | Factor dB | Remark | ANT High cm | Turn Table deg |
|---|--------------|-----------------------------|-----------------|--------------|-----------------------|--------------|---------|-------------------|----------------------|
| 1 | 5150.00 | 46.02 | 54.00 | -7.98 | 40.15 | 5.87 | Average | 203 | 342 |
| 2 | 5150.00 | 59.16 | 74.00 | -14.84 | 53.29 | 5.87 | Peak | 203 | 342 |
| 3 | 5350.00 | 46.52 | 54.00 | -7.48 | 40.31 | 6.21 | Average | 203 | 342 |
| 4 | 5350.00 | 59.41 | 74.00 | -14.59 | 53.20 | 6.21 | Peak | 203 | 342 |
| 5 | 10520.00 | 57.84 | 68.20 | -10.36 | 42.43 | 15.41 | Peak | 218 | 304 |
| 6 | 15780.00 | 48.46 | 54.00 | -5.54 | 32.68 | 15.78 | Average | 186 | 285 |
| 7 | 15780.00 | 60.39 | 74.00 | -13.61 | 44.61 | 15.78 | Peak | 186 | 285 |

Note 1: Emission Level (dBuV/m) = SA Reading (dBuV/m) + Factor* (dB)

*Factor includes antenna factor , cable loss and amplifier gain

Note 2: Margin (dB) = Emission level (dBuV/m) – Limit (dBuV/m).

| | | | |
|---------------------|----------|-------------------------|------|
| Modulation | VHT20 | Test Freq. (MHz) | 5260 |
| Polarization | Vertical | | |



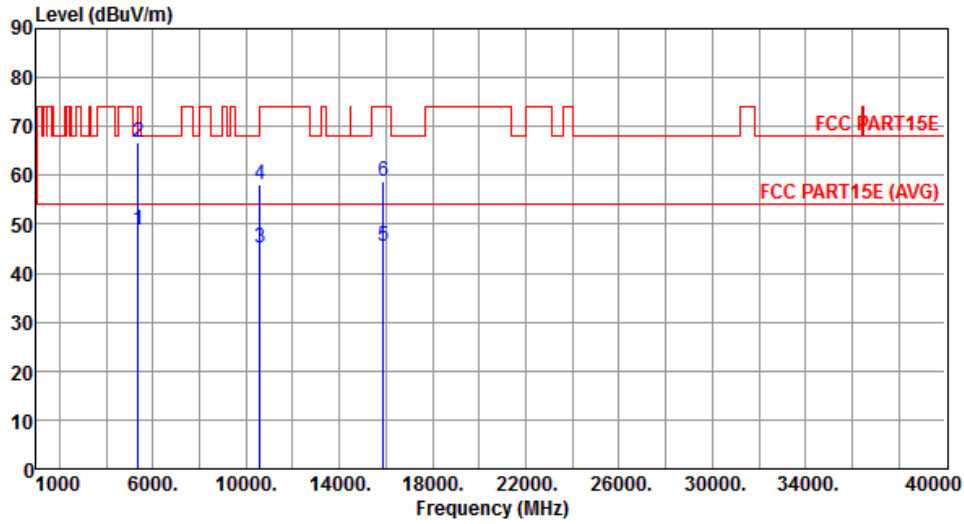
| | Freq. MHz | Emission level dBuV/m | Limit dBuV/m | Margin dB | SA reading dBuV | Factor dB | Remark | ANT High cm | Turn Table deg |
|---|--------------|-----------------------------|-----------------|--------------|-----------------------|--------------|---------|-------------------|----------------------|
| 1 | 5150.00 | 46.21 | 54.00 | -7.79 | 40.34 | 5.87 | Average | 214 | 161 |
| 2 | 5150.00 | 59.16 | 74.00 | -14.84 | 53.29 | 5.87 | Peak | 214 | 161 |
| 3 | 5350.00 | 46.25 | 54.00 | -7.75 | 40.04 | 6.21 | Average | 214 | 161 |
| 4 | 5350.00 | 59.31 | 74.00 | -14.69 | 53.10 | 6.21 | Peak | 214 | 161 |
| 5 | 10520.00 | 59.15 | 68.20 | -9.05 | 43.74 | 15.41 | Peak | 189 | 165 |
| 6 | 15780.00 | 45.54 | 54.00 | -8.46 | 29.76 | 15.78 | Average | 188 | 243 |
| 7 | 15780.00 | 59.13 | 74.00 | -14.87 | 43.35 | 15.78 | Peak | 188 | 243 |

Note 1: Emission Level (dBuV/m) = SA Reading (dBuV/m) + Factor* (dB)

*Factor includes antenna factor , cable loss and amplifier gain

Note 2: Margin (dB) = Emission level (dBuV/m) – Limit (dBuV/m).

| | | | |
|---------------------|------------|-------------------------|------|
| Modulation | VHT20 | Test Freq. (MHz) | 5300 |
| Polarization | Horizontal | | |



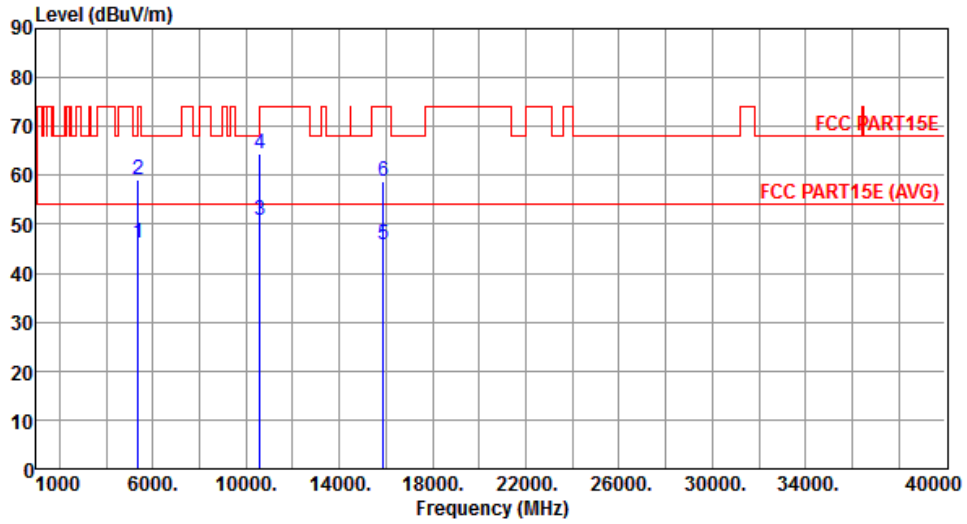
| | Freq. MHz | Emission level dBuV/m | Limit dBuV/m | Margin dB | SA reading dBuV | Factor dB | Remark | ANT High cm | Turn Table deg |
|---|--------------|-----------------------------|-----------------|--------------|-----------------------|--------------|---------|-------------------|----------------------|
| 1 | 5350.00 | 48.80 | 54.00 | -5.20 | 42.59 | 6.21 | Average | 214 | 340 |
| 2 | 5350.00 | 66.92 | 74.00 | -7.08 | 60.71 | 6.21 | Peak | 214 | 340 |
| 3 | 10600.00 | 45.03 | 54.00 | -8.97 | 29.57 | 15.46 | Average | 219 | 306 |
| 4 | 10600.00 | 58.24 | 74.00 | -15.76 | 42.78 | 15.46 | Peak | 219 | 306 |
| 5 | 15900.00 | 45.62 | 54.00 | -8.38 | 29.98 | 15.64 | Average | 183 | 291 |
| 6 | 15900.00 | 58.94 | 74.00 | -15.06 | 43.30 | 15.64 | Peak | 183 | 291 |

Note 1: Emission Level (dBuV/m) = SA Reading (dBuV/m) + Factor* (dB)

*Factor includes antenna factor , cable loss and amplifier gain

Note 2: Margin (dB) = Emission level (dBuV/m) – Limit (dBuV/m).

| | | | |
|---------------------|----------|-------------------------|------|
| Modulation | VHT20 | Test Freq. (MHz) | 5300 |
| Polarization | Vertical | | |



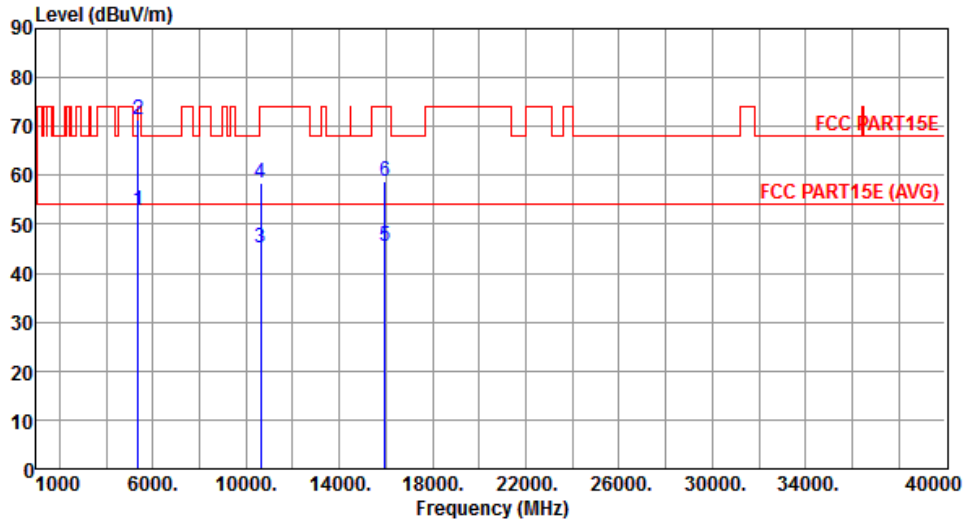
| | Freq. MHz | Emission level dBuV/m | Limit dBuV/m | Margin dB | SA reading dBuV | Factor dB | Remark | ANT High cm | Turn Table deg |
|---|--------------|-----------------------------|-----------------|--------------|-----------------------|--------------|---------|-------------------|----------------------|
| 1 | 5350.00 | 46.12 | 54.00 | -7.88 | 39.91 | 6.21 | Average | 215 | 161 |
| 2 | 5350.00 | 59.28 | 74.00 | -14.72 | 53.07 | 6.21 | Peak | 215 | 161 |
| 3 | 10600.00 | 50.95 | 54.00 | -3.05 | 35.49 | 15.46 | Average | 191 | 165 |
| 4 | 10600.00 | 64.28 | 74.00 | -9.72 | 48.82 | 15.46 | Peak | 191 | 165 |
| 5 | 15900.00 | 45.88 | 54.00 | -8.12 | 30.24 | 15.64 | Average | 191 | 245 |
| 6 | 15900.00 | 58.63 | 74.00 | -15.37 | 42.99 | 15.64 | Peak | 191 | 245 |

Note 1: Emission Level (dBuV/m) = SA Reading (dBuV/m) + Factor* (dB)

*Factor includes antenna factor , cable loss and amplifier gain

Note 2: Margin (dB) = Emission level (dBuV/m) – Limit (dBuV/m).

| | | | |
|---------------------|------------|-------------------------|------|
| Modulation | VHT20 | Test Freq. (MHz) | 5320 |
| Polarization | Horizontal | | |



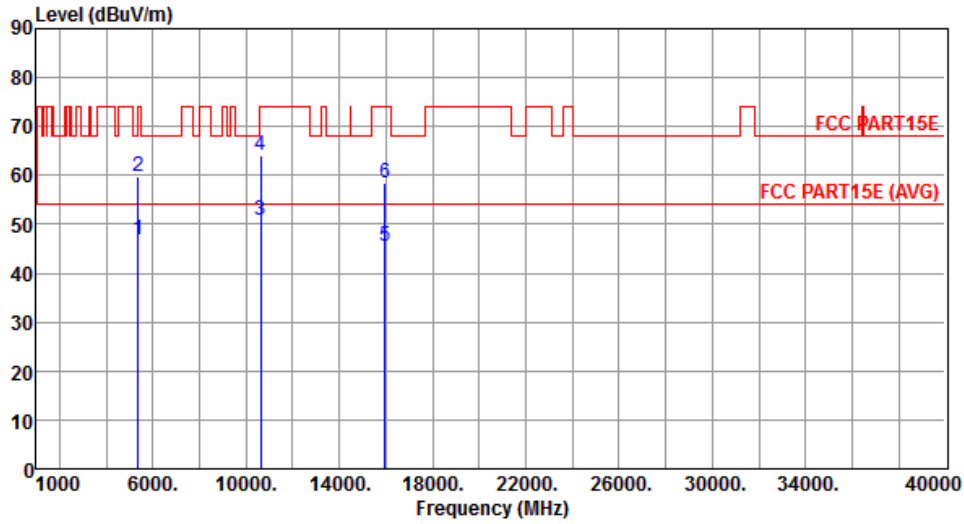
| | Freq. MHz | Emission level dBuV/m | Limit dBuV/m | Margin dB | SA reading dBuV | Factor dB | Remark | ANT High cm | Turn Table deg |
|---|--------------|-----------------------------|-----------------|--------------|-----------------------|--------------|---------|-------------------|----------------------|
| 1 | 5350.00 | 52.92 | 54.00 | -1.08 | 46.71 | 6.21 | Average | 206 | 343 |
| 2 | 5350.00 | 71.36 | 74.00 | -2.64 | 65.15 | 6.21 | Peak | 206 | 343 |
| 3 | 10640.00 | 45.15 | 54.00 | -8.85 | 29.66 | 15.49 | Average | 221 | 304 |
| 4 | 10640.00 | 58.36 | 74.00 | -15.64 | 42.87 | 15.49 | Peak | 221 | 304 |
| 5 | 15960.00 | 45.38 | 54.00 | -8.62 | 29.81 | 15.57 | Average | 184 | 296 |
| 6 | 15960.00 | 58.81 | 74.00 | -15.19 | 43.24 | 15.57 | Peak | 184 | 296 |

Note 1: Emission Level (dBuV/m) = SA Reading (dBuV/m) + Factor* (dB)

*Factor includes antenna factor , cable loss and amplifier gain

Note 2: Margin (dB) = Emission level (dBuV/m) – Limit (dBuV/m).

| | | | |
|---------------------|----------|-------------------------|------|
| Modulation | VHT20 | Test Freq. (MHz) | 5320 |
| Polarization | Vertical | | |



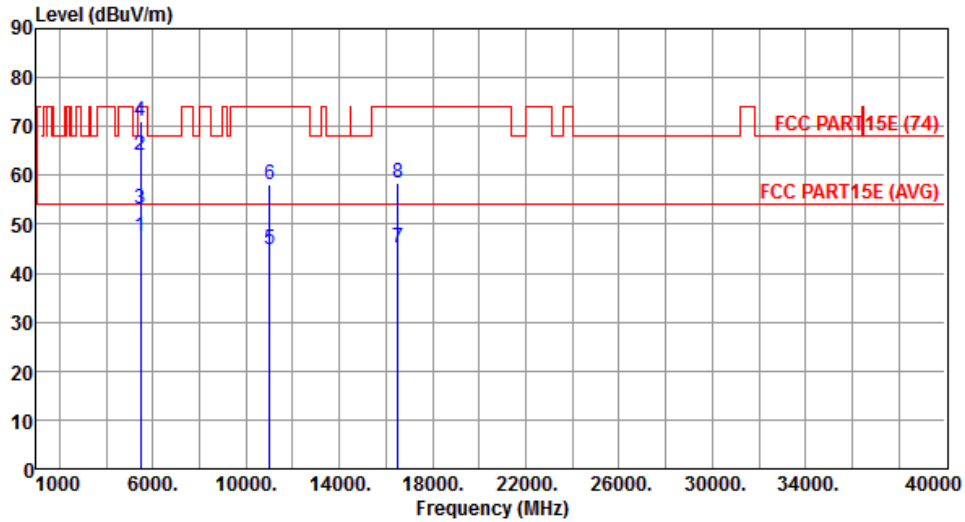
| | Freq. MHz | Emission level dBuV/m | Limit dBuV/m | Margin dB | SA reading dBuV | Factor dB | Remark | ANT High cm | Turn Table deg |
|---|--------------|-----------------------------|-----------------|--------------|-----------------------|--------------|---------|-------------------|----------------------|
| 1 | 5350.00 | 46.85 | 54.00 | -7.15 | 40.64 | 6.21 | Average | 216 | 165 |
| 2 | 5350.00 | 59.92 | 74.00 | -14.08 | 53.71 | 6.21 | Peak | 216 | 165 |
| 3 | 10640.00 | 50.86 | 54.00 | -3.14 | 35.37 | 15.49 | Average | 193 | 166 |
| 4 | 10640.00 | 64.13 | 74.00 | -9.87 | 48.64 | 15.49 | Peak | 193 | 166 |
| 5 | 15960.00 | 45.64 | 54.00 | -8.36 | 30.07 | 15.57 | Average | 193 | 248 |
| 6 | 15960.00 | 58.41 | 74.00 | -15.59 | 42.84 | 15.57 | Peak | 193 | 248 |

Note 1: Emission Level (dBuV/m) = SA Reading (dBuV/m) + Factor* (dB)

*Factor includes antenna factor , cable loss and amplifier gain

Note 2: Margin (dB) = Emission level (dBuV/m) – Limit (dBuV/m).

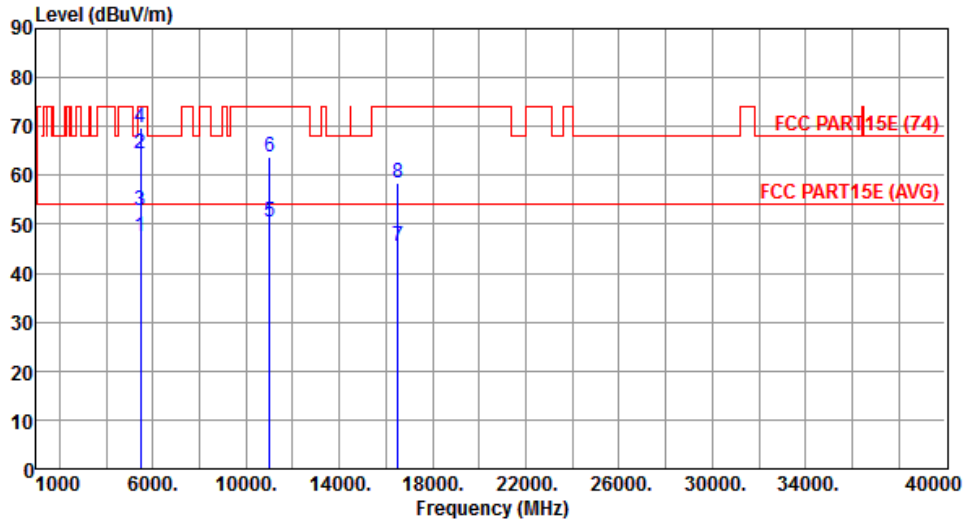
| | | | |
|---------------------|------------|-------------------------|------|
| Modulation | VHT20 | Test Freq. (MHz) | 5500 |
| Polarization | Horizontal | | |



| | Freq. MHz | Emission level dBuV/m | Limit dBuV/m | Margin dB | SA reading dBuV | Factor dB | Remark | ANT High cm | Turn Table deg |
|---|--------------|-----------------------------|-----------------|--------------|-----------------------|--------------|---------|-------------------|----------------------|
| 1 | 5460.00 | 47.42 | 54.00 | -6.58 | 41.06 | 6.36 | Average | 184 | 351 |
| 2 | 5460.00 | 64.04 | 74.00 | -9.96 | 57.68 | 6.36 | Peak | 184 | 351 |
| 3 | 5470.00 | 52.98 | 54.00 | -1.02 | 46.61 | 6.37 | Average | 184 | 351 |
| 4 | 5470.00 | 71.13 | 74.00 | -2.87 | 64.76 | 6.37 | Peak | 184 | 351 |
| 5 | 11000.00 | 44.89 | 54.00 | -9.11 | 29.15 | 15.74 | Average | 206 | 305 |
| 6 | 11000.00 | 58.02 | 74.00 | -15.98 | 42.28 | 15.74 | Peak | 206 | 305 |
| 7 | 16500.00 | 45.02 | 54.00 | -8.98 | 28.99 | 16.03 | Average | 189 | 301 |
| 8 | 16500.00 | 58.41 | 74.00 | -15.59 | 42.38 | 16.03 | Peak | 189 | 301 |

Note 1: Emission Level (dBuV/m) = SA Reading (dBuV/m) + Factor* (dB)
 *Factor includes antenna factor , cable loss and amplifier gain
 Note 2: Margin (dB) = Emission level (dBuV/m) – Limit (dBuV/m).

| | | | |
|---------------------|----------|-------------------------|------|
| Modulation | VHT20 | Test Freq. (MHz) | 5500 |
| Polarization | Vertical | | |



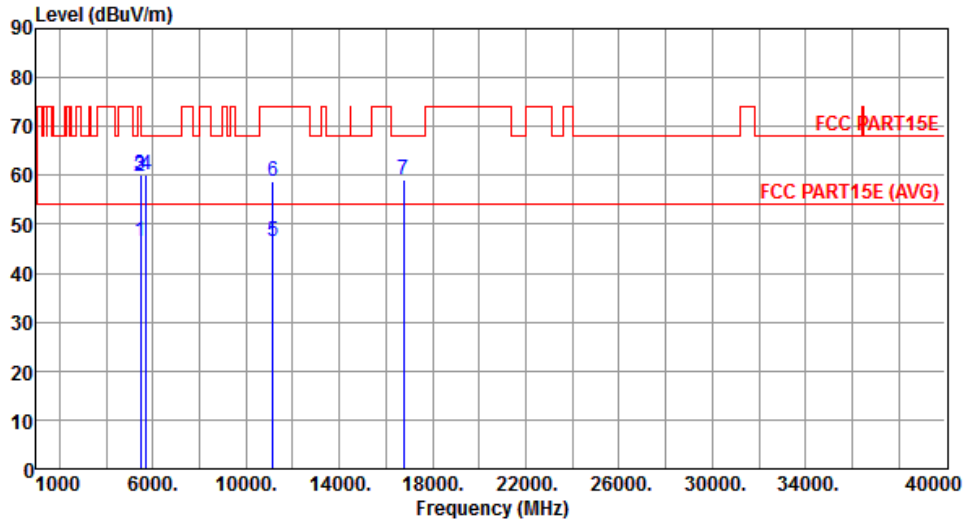
| | Freq. MHz | Emission level dBuV/m | Limit dBuV/m | Margin dB | SA reading dBuV | Factor dB | Remark | ANT High cm | Turn Table deg |
|---|--------------|-----------------------------|-----------------|--------------|-----------------------|--------------|---------|-------------------|----------------------|
| 1 | 5460.00 | 47.65 | 54.00 | -6.35 | 41.29 | 6.36 | Average | 208 | 169 |
| 2 | 5460.00 | 64.58 | 74.00 | -9.42 | 58.22 | 6.36 | Peak | 208 | 169 |
| 3 | 5470.00 | 52.91 | 54.00 | -1.09 | 46.54 | 6.37 | Average | 208 | 169 |
| 4 | 5470.00 | 69.63 | 74.00 | -4.37 | 63.26 | 6.37 | Peak | 208 | 169 |
| 5 | 11000.00 | 50.41 | 54.00 | -3.59 | 34.67 | 15.74 | Average | 188 | 162 |
| 6 | 11000.00 | 63.82 | 74.00 | -10.18 | 48.08 | 15.74 | Peak | 188 | 162 |
| 7 | 16500.00 | 45.58 | 54.00 | -8.42 | 29.55 | 16.03 | Average | 195 | 248 |
| 8 | 16500.00 | 58.36 | 74.00 | -15.64 | 42.33 | 16.03 | Peak | 195 | 248 |

Note 1: Emission Level (dBuV/m) = SA Reading (dBuV/m) + Factor* (dB)

*Factor includes antenna factor , cable loss and amplifier gain

Note 2: Margin (dB) = Emission level (dBuV/m) – Limit (dBuV/m).

| | | | |
|---------------------|------------|-------------------------|------|
| Modulation | VHT20 | Test Freq. (MHz) | 5580 |
| Polarization | Horizontal | | |



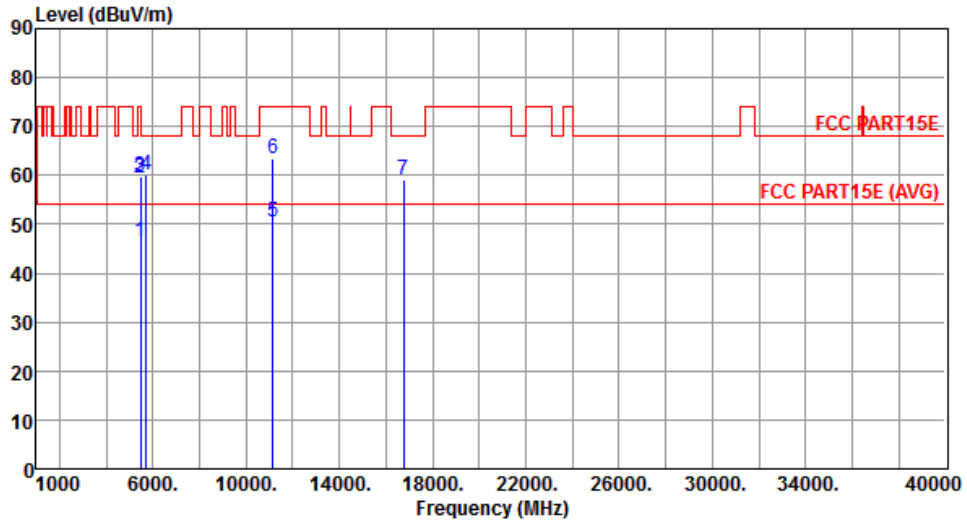
| | Freq. MHz | Emission level dBuV/m | Limit dBuV/m | Margin dB | SA reading dBuV | Factor dB | Remark | ANT High cm | Turn Table deg |
|---|--------------|-----------------------------|-----------------|--------------|-----------------------|--------------|---------|-------------------|----------------------|
| 1 | 5460.00 | 46.58 | 54.00 | -7.42 | 40.22 | 6.36 | Average | 189 | 348 |
| 2 | 5460.00 | 59.81 | 74.00 | -14.19 | 53.45 | 6.36 | Peak | 189 | 348 |
| 3 | 5470.00 | 60.02 | 68.20 | -8.18 | 53.65 | 6.37 | Peak | 189 | 348 |
| 4 | 5725.00 | 60.14 | 68.20 | -8.06 | 53.31 | 6.83 | Peak | 189 | 348 |
| 5 | 11160.00 | 46.42 | 54.00 | -7.58 | 30.59 | 15.83 | Average | 208 | 305 |
| 6 | 11160.00 | 58.63 | 74.00 | -15.37 | 42.80 | 15.83 | Peak | 208 | 305 |
| 7 | 16740.00 | 59.21 | 68.20 | -8.99 | 42.41 | 16.80 | Peak | 193 | 295 |

Note 1: Emission Level (dBuV/m) = SA Reading (dBuV/m) + Factor* (dB)

*Factor includes antenna factor , cable loss and amplifier gain

Note 2: Margin (dB) = Emission level (dBuV/m) – Limit (dBuV/m).

| | | | |
|---------------------|----------|-------------------------|------|
| Modulation | VHT20 | Test Freq. (MHz) | 5580 |
| Polarization | Vertical | | |



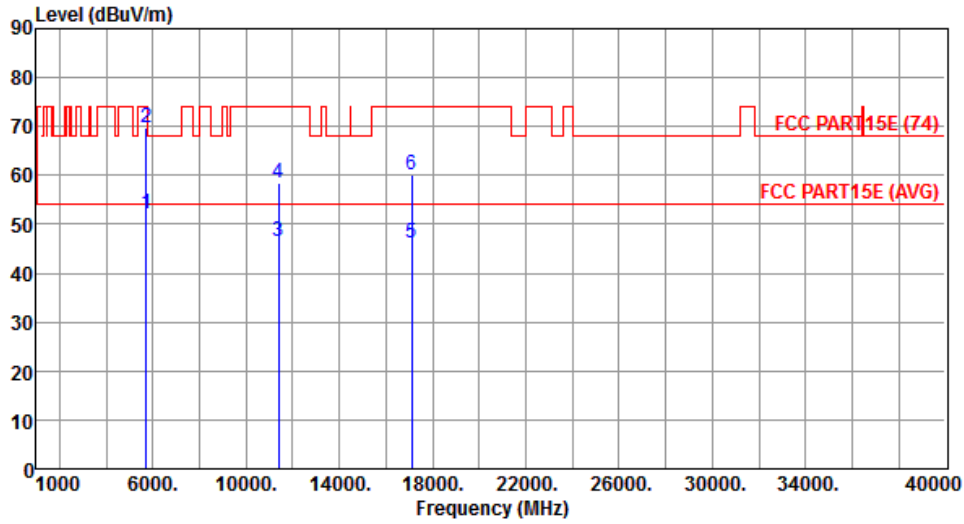
| | Freq. MHz | Emission level dBuV/m | Limit dBuV/m | Margin dB | SA reading dBuV | Factor dB | Remark | ANT High cm | Turn Table deg |
|---|--------------|-----------------------------|-----------------|--------------|-----------------------|--------------|---------|-------------------|----------------------|
| 1 | 5460.00 | 46.35 | 54.00 | -7.65 | 39.99 | 6.36 | Average | 210 | 168 |
| 2 | 5460.00 | 59.41 | 74.00 | -14.59 | 53.05 | 6.36 | Peak | 210 | 168 |
| 3 | 5470.00 | 59.76 | 68.20 | -8.44 | 53.39 | 6.37 | Peak | 210 | 168 |
| 4 | 5725.00 | 60.11 | 68.20 | -8.09 | 53.28 | 6.83 | Peak | 210 | 168 |
| 5 | 11160.00 | 50.32 | 54.00 | -3.68 | 34.49 | 15.83 | Average | 194 | 166 |
| 6 | 11160.00 | 63.54 | 74.00 | -10.46 | 47.71 | 15.83 | Peak | 194 | 166 |
| 7 | 16740.00 | 59.28 | 68.20 | -8.92 | 42.48 | 16.80 | Peak | 195 | 248 |

Note 1: Emission Level (dBuV/m) = SA Reading (dBuV/m) + Factor* (dB)

*Factor includes antenna factor , cable loss and amplifier gain

Note 2: Margin (dB) = Emission level (dBuV/m) – Limit (dBuV/m).

| | | | |
|---------------------|------------|-------------------------|------|
| Modulation | VHT20 | Test Freq. (MHz) | 5700 |
| Polarization | Horizontal | | |



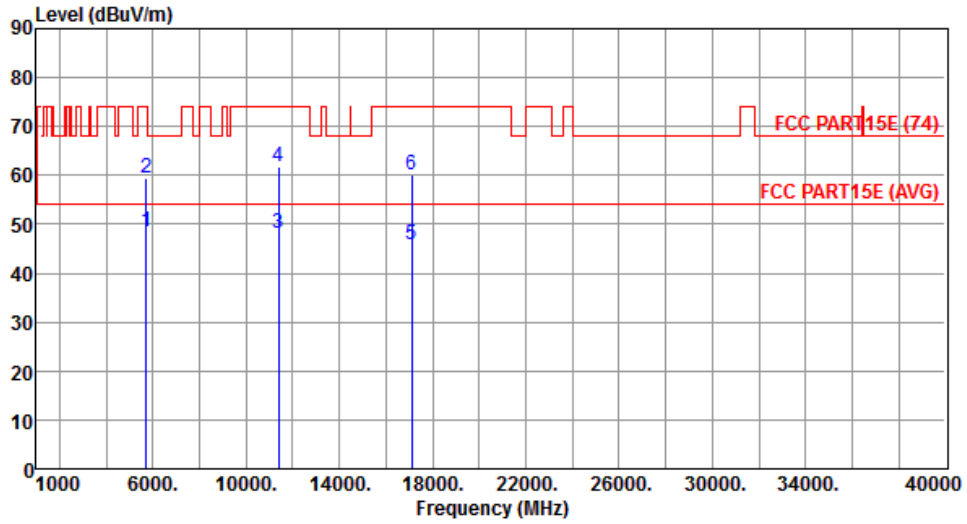
| | Freq. MHz | Emission level dBuV/m | Limit dBuV/m | Margin dB | SA reading dBuV | Factor dB | Remark | ANT High cm | Turn Table deg |
|---|--------------|-----------------------------|-----------------|--------------|-----------------------|--------------|---------|-------------------|----------------------|
| 1 | 5725.00 | 52.18 | 54.00 | -1.82 | 45.35 | 6.83 | Average | 189 | 349 |
| 2 | 5725.00 | 69.79 | 74.00 | -4.21 | 62.96 | 6.83 | Peak | 189 | 349 |
| 3 | 11400.00 | 46.35 | 54.00 | -7.65 | 30.39 | 15.96 | Average | 210 | 305 |
| 4 | 11400.00 | 58.49 | 74.00 | -15.51 | 42.53 | 15.96 | Peak | 210 | 305 |
| 5 | 17100.00 | 46.14 | 54.00 | -7.86 | 28.18 | 17.96 | Average | 206 | 311 |
| 6 | 17100.00 | 60.25 | 74.00 | -13.75 | 42.29 | 17.96 | Peak | 206 | 311 |

Note 1: Emission Level (dBuV/m) = SA Reading (dBuV/m) + Factor* (dB)

*Factor includes antenna factor , cable loss and amplifier gain

Note 2: Margin (dB) = Emission level (dBuV/m) – Limit (dBuV/m).

| | | | |
|---------------------|----------|-------------------------|------|
| Modulation | VHT20 | Test Freq. (MHz) | 5700 |
| Polarization | Vertical | | |



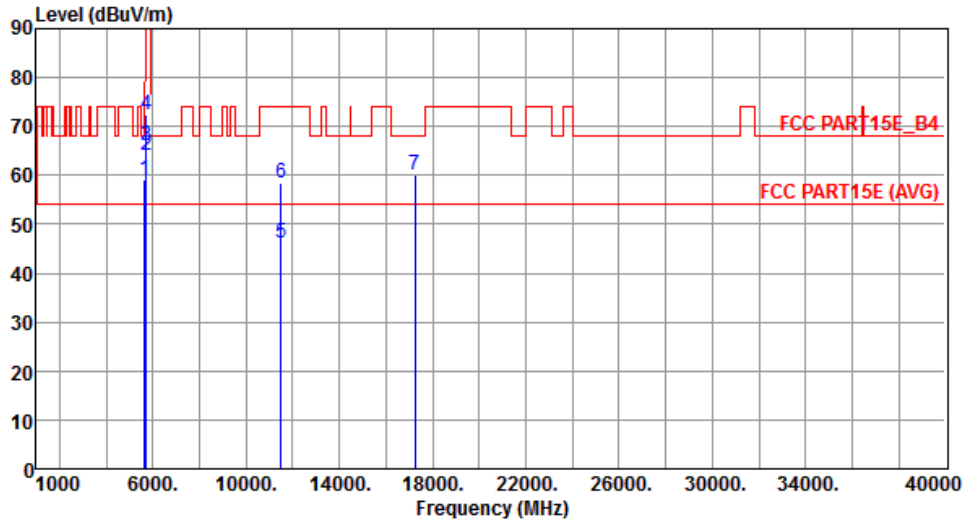
| | Freq. MHz | Emission level dBuV/m | Limit dBuV/m | Margin dB | SA reading dBuV | Factor dB | Remark | ANT High cm | Turn Table deg |
|---|--------------|-----------------------------|-----------------|--------------|-----------------------|--------------|---------|-------------------|----------------------|
| 1 | 5725.00 | 48.57 | 54.00 | -5.43 | 41.74 | 6.83 | Average | 208 | 169 |
| 2 | 5725.00 | 59.42 | 74.00 | -14.58 | 52.59 | 6.83 | Peak | 208 | 169 |
| 3 | 11400.00 | 48.25 | 54.00 | -5.75 | 32.29 | 15.96 | Average | 196 | 153 |
| 4 | 11400.00 | 61.65 | 74.00 | -12.35 | 45.69 | 15.96 | Peak | 196 | 153 |
| 5 | 17100.00 | 45.81 | 54.00 | -8.19 | 27.85 | 17.96 | Average | 203 | 153 |
| 6 | 17100.00 | 60.05 | 74.00 | -13.95 | 42.09 | 17.96 | Peak | 203 | 153 |

Note 1: Emission Level (dBuV/m) = SA Reading (dBuV/m) + Factor* (dB)

*Factor includes antenna factor , cable loss and amplifier gain

Note 2: Margin (dB) = Emission level (dBuV/m) – Limit (dBuV/m).

| | | | |
|---------------------|------------|-------------------------|------|
| Modulation | VHT20 | Test Freq. (MHz) | 5745 |
| Polarization | Horizontal | | |



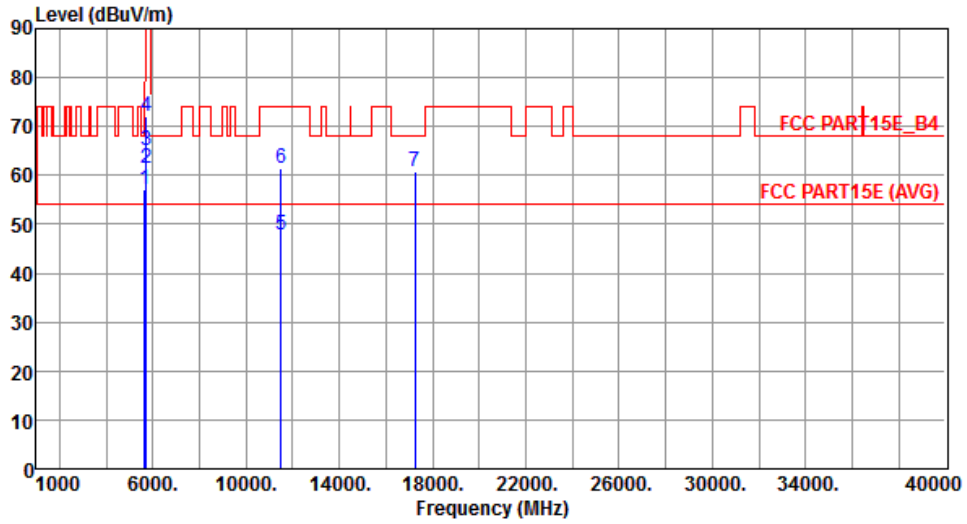
| | Freq. MHz | Emission level dBuV/m | Limit dBuV/m | Margin dB | SA reading dBuV | Factor dB | Remark | ANT High cm | Turn Table deg |
|---|--------------|-----------------------------|-----------------|--------------|-----------------------|--------------|---------|-------------------|----------------------|
| 1 | 5650.00 | 59.24 | 68.20 | -8.96 | 52.61 | 6.63 | Peak | 188 | 349 |
| 2 | 5700.00 | 64.19 | 105.20 | -41.01 | 57.42 | 6.77 | Peak | 188 | 349 |
| 3 | 5720.00 | 66.15 | 110.80 | -44.65 | 59.33 | 6.82 | Peak | 188 | 349 |
| 4 | 5725.00 | 72.32 | 122.20 | -49.88 | 65.49 | 6.83 | Peak | 188 | 349 |
| 5 | 11490.00 | 46.21 | 54.00 | -7.79 | 30.20 | 16.01 | Average | 211 | 308 |
| 6 | 11490.00 | 58.39 | 74.00 | -15.61 | 42.38 | 16.01 | Peak | 211 | 308 |
| 7 | 17235.00 | 60.14 | 68.20 | -8.06 | 41.71 | 18.43 | Peak | 209 | 311 |

Note 1: Emission Level (dBuV/m) = SA Reading (dBuV/m) + Factor* (dB)

*Factor includes antenna factor , cable loss and amplifier gain

Note 2: Margin (dB) = Emission level (dBuV/m) – Limit (dBuV/m).

| | | | |
|---------------------|----------|-------------------------|------|
| Modulation | VHT20 | Test Freq. (MHz) | 5745 |
| Polarization | Vertical | | |



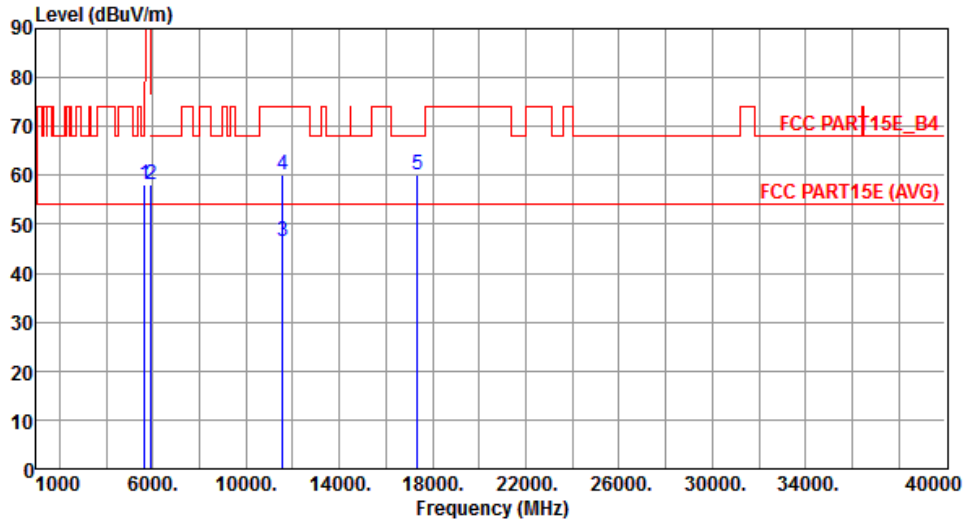
| | Freq. MHz | Emission level dBuV/m | Limit dBuV/m | Margin dB | SA reading dBuV | Factor dB | Remark | ANT High cm | Turn Table deg |
|---|--------------|-----------------------------|-----------------|--------------|-----------------------|--------------|---------|-------------------|----------------------|
| 1 | 5650.00 | 57.21 | 68.20 | -10.99 | 50.58 | 6.63 | Peak | 210 | 165 |
| 2 | 5700.00 | 61.49 | 105.20 | -43.71 | 54.72 | 6.77 | Peak | 210 | 165 |
| 3 | 5720.00 | 65.20 | 110.80 | -45.60 | 58.38 | 6.82 | Peak | 210 | 165 |
| 4 | 5725.00 | 71.95 | 122.20 | -50.25 | 65.12 | 6.83 | Peak | 210 | 165 |
| 5 | 11490.00 | 47.85 | 54.00 | -6.15 | 31.84 | 16.01 | Average | 202 | 161 |
| 6 | 11490.00 | 61.53 | 74.00 | -12.47 | 45.52 | 16.01 | Peak | 202 | 161 |
| 7 | 17235.00 | 60.68 | 68.20 | -7.52 | 42.25 | 18.43 | Peak | 202 | 161 |

Note 1: Emission Level (dBuV/m) = SA Reading (dBuV/m) + Factor* (dB)

*Factor includes antenna factor , cable loss and amplifier gain

Note 2: Margin (dB) = Emission level (dBuV/m) – Limit (dBuV/m).

| | | | |
|---------------------|------------|-------------------------|------|
| Modulation | VHT20 | Test Freq. (MHz) | 5785 |
| Polarization | Horizontal | | |



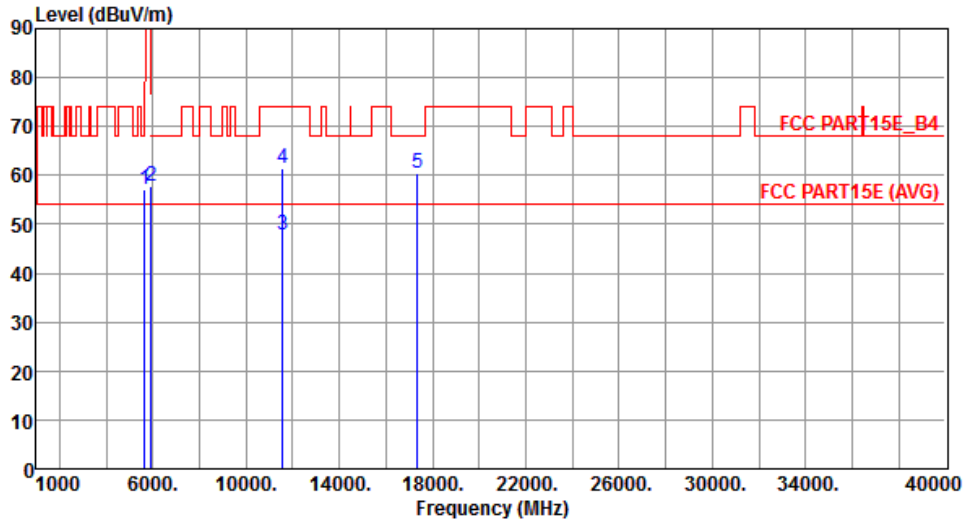
| | Freq. MHz | Emission level dBuV/m | Limit dBuV/m | Margin dB | SA reading dBuV | Factor dB | Remark | ANT High cm | Turn Table deg |
|---|--------------|-----------------------------|-----------------|--------------|-----------------------|--------------|---------|-------------------|----------------------|
| 1 | 5650.00 | 58.21 | 68.20 | -9.99 | 51.58 | 6.63 | Peak | 189 | 349 |
| 2 | 5925.00 | 58.21 | 68.20 | -9.99 | 50.87 | 7.34 | Peak | 189 | 349 |
| 3 | 11570.00 | 46.36 | 54.00 | -7.64 | 30.47 | 15.89 | Average | 209 | 308 |
| 4 | 11570.00 | 60.24 | 74.00 | -13.76 | 44.35 | 15.89 | Peak | 209 | 308 |
| 5 | 17355.00 | 60.25 | 68.20 | -7.95 | 41.43 | 18.82 | Peak | 212 | 314 |

Note 1: Emission Level (dBuV/m) = SA Reading (dBuV/m) + Factor* (dB)

*Factor includes antenna factor , cable loss and amplifier gain

Note 2: Margin (dB) = Emission level (dBuV/m) – Limit (dBuV/m).

| | | | |
|---------------------|----------|-------------------------|------|
| Modulation | VHT20 | Test Freq. (MHz) | 5785 |
| Polarization | Vertical | | |



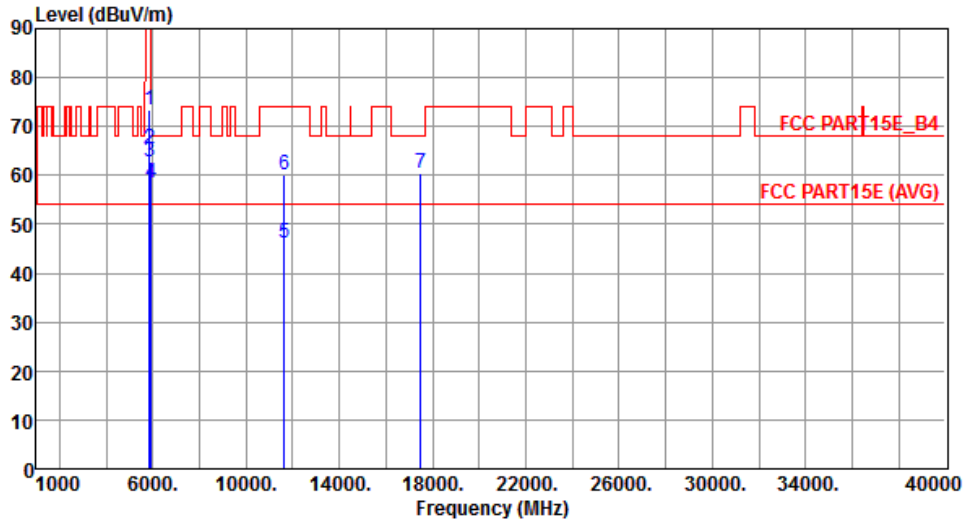
| | Freq. MHz | Emission level dBuV/m | Limit dBuV/m | Margin dB | SA reading dBuV | Factor dB | Remark | ANT High cm | Turn Table deg |
|---|--------------|-----------------------------|-----------------|--------------|-----------------------|--------------|---------|-------------------|----------------------|
| 1 | 5650.00 | 57.28 | 68.20 | -10.92 | 50.65 | 6.63 | Peak | 208 | 166 |
| 2 | 5925.00 | 57.87 | 68.20 | -10.33 | 50.53 | 7.34 | Peak | 208 | 166 |
| 3 | 11570.00 | 47.92 | 54.00 | -6.08 | 32.03 | 15.89 | Average | 203 | 161 |
| 4 | 11570.00 | 61.58 | 74.00 | -12.42 | 45.69 | 15.89 | Peak | 203 | 161 |
| 5 | 17355.00 | 60.54 | 68.20 | -7.66 | 41.72 | 18.82 | Peak | 205 | 169 |

Note 1: Emission Level (dBuV/m) = SA Reading (dBuV/m) + Factor* (dB)

*Factor includes antenna factor , cable loss and amplifier gain

Note 2: Margin (dB) = Emission level (dBuV/m) – Limit (dBuV/m).

| | | | |
|---------------------|------------|-------------------------|------|
| Modulation | VHT20 | Test Freq. (MHz) | 5825 |
| Polarization | Horizontal | | |



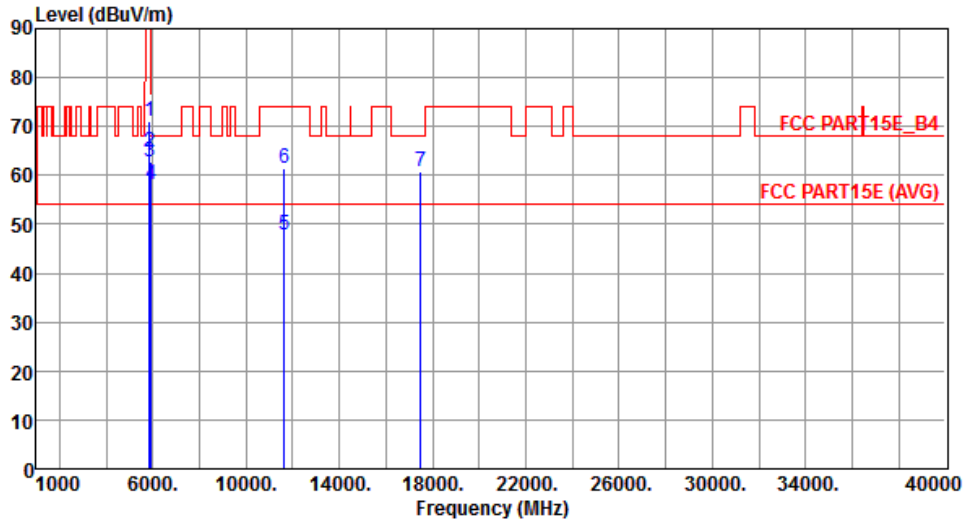
| | Freq. MHz | Emission level dBuV/m | Limit dBuV/m | Margin dB | SA reading dBuV | Factor dB | Remark | ANT High cm | Turn Table deg |
|---|--------------|-----------------------------|-----------------|--------------|-----------------------|--------------|---------|-------------------|----------------------|
| 1 | 5850.00 | 73.41 | 122.20 | -48.79 | 66.25 | 7.16 | Peak | 191 | 348 |
| 2 | 5855.00 | 65.58 | 110.80 | -45.22 | 58.40 | 7.18 | Peak | 191 | 348 |
| 3 | 5875.00 | 62.86 | 105.20 | -42.34 | 55.63 | 7.23 | Peak | 191 | 348 |
| 4 | 5925.00 | 58.42 | 68.20 | -9.78 | 51.08 | 7.34 | Peak | 191 | 348 |
| 5 | 11650.00 | 46.21 | 54.00 | -7.79 | 30.47 | 15.74 | Average | 210 | 301 |
| 6 | 11650.00 | 60.15 | 74.00 | -13.85 | 44.41 | 15.74 | Peak | 210 | 301 |
| 7 | 17475.00 | 60.35 | 68.20 | -7.85 | 41.12 | 19.23 | Peak | 206 | 294 |

Note 1: Emission Level (dBuV/m) = SA Reading (dBuV/m) + Factor* (dB)

*Factor includes antenna factor , cable loss and amplifier gain

Note 2: Margin (dB) = Emission level (dBuV/m) – Limit (dBuV/m).

| | | | |
|---------------------|----------|-------------------------|------|
| Modulation | VHT20 | Test Freq. (MHz) | 5825 |
| Polarization | Vertical | | |



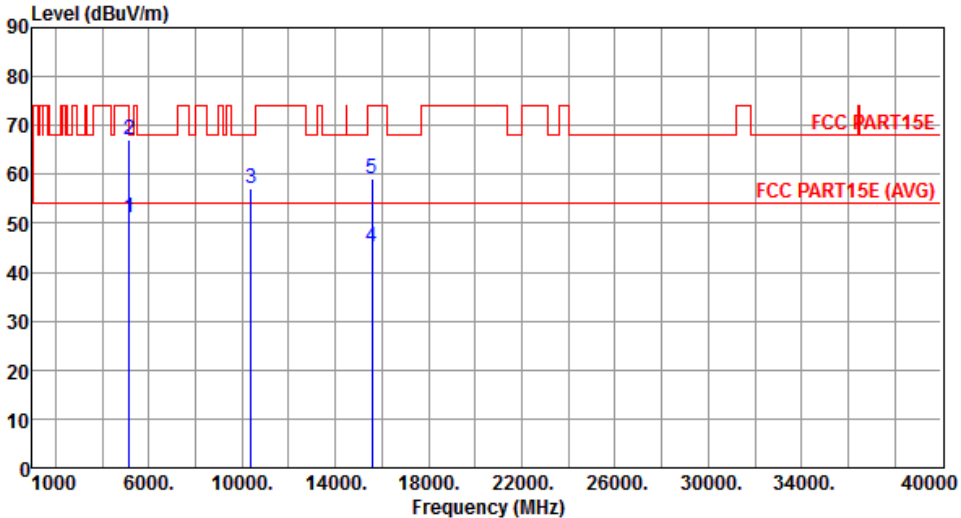
| | Freq. MHz | Emission level dBuV/m | Limit dBuV/m | Margin dB | SA reading dBuV | Factor dB | Remark | ANT High cm | Turn Table deg |
|---|--------------|-----------------------------|-----------------|--------------|-----------------------|--------------|---------|-------------------|----------------------|
| 1 | 5850.00 | 71.18 | 122.20 | -51.02 | 64.02 | 7.16 | Peak | 203 | 164 |
| 2 | 5855.00 | 64.62 | 110.80 | -46.18 | 57.44 | 7.18 | Peak | 203 | 164 |
| 3 | 5875.00 | 62.64 | 105.20 | -42.56 | 55.41 | 7.23 | Peak | 203 | 164 |
| 4 | 5925.00 | 58.04 | 68.20 | -10.16 | 50.70 | 7.34 | Peak | 203 | 164 |
| 5 | 11650.00 | 47.84 | 54.00 | -6.16 | 32.10 | 15.74 | Average | 205 | 161 |
| 6 | 11650.00 | 61.42 | 74.00 | -12.58 | 45.68 | 15.74 | Peak | 205 | 161 |
| 7 | 17475.00 | 60.83 | 68.20 | -7.37 | 41.60 | 19.23 | Peak | 203 | 159 |

Note 1: Emission Level (dBuV/m) = SA Reading (dBuV/m) + Factor* (dB)

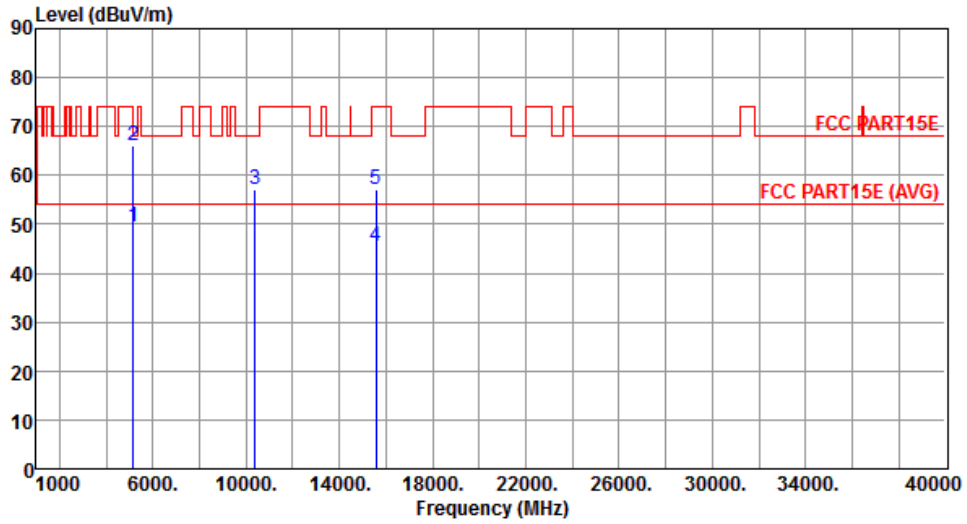
*Factor includes antenna factor , cable loss and amplifier gain

Note 2: Margin (dB) = Emission level (dBuV/m) – Limit (dBuV/m).

3.5.17 Transmitter Radiated Unwanted Emissions (Above 1GHz) for VHT40

| Modulation | VHT40 | Test Freq. (MHz) | 5190 | | | | | | |
|---|------------|------------------|--------|--------|------------|--------|---------|----------|------------|
| Polarization | Horizontal | | | | | | | | |
|  | | | | | | | | | |
| | Freq. | Emission level | Limit | Margin | SA reading | Factor | Remark | ANT High | Turn Table |
| | MHz | dBuV/m | dBuV/m | dB | dBuV | dB | | cm | deg |
| 1 | 5150.00 | 51.08 | 54.00 | -2.92 | 45.21 | 5.87 | Average | 188 | 348 |
| 2 | 5150.00 | 67.11 | 74.00 | -6.89 | 61.24 | 5.87 | Peak | 188 | 348 |
| 3 | 10380.00 | 57.23 | 68.20 | -10.97 | 41.98 | 15.25 | Peak | 161 | 203 |
| 4 | 15570.00 | 45.31 | 54.00 | -8.69 | 29.27 | 16.04 | Average | 133 | 162 |
| 5 | 15570.00 | 59.14 | 74.00 | -14.86 | 43.10 | 16.04 | Peak | 133 | 162 |
| <p>Note 1: Emission Level (dBuV/m) = SA Reading (dBuV/m) + Factor* (dB) *Factor includes antenna factor , cable loss and amplifier gain Note 2: Margin (dB) = Emission level (dBuV/m) – Limit (dBuV/m).</p> | | | | | | | | | |

| | | | |
|---------------------|----------|-------------------------|------|
| Modulation | VHT40 | Test Freq. (MHz) | 5190 |
| Polarization | Vertical | | |



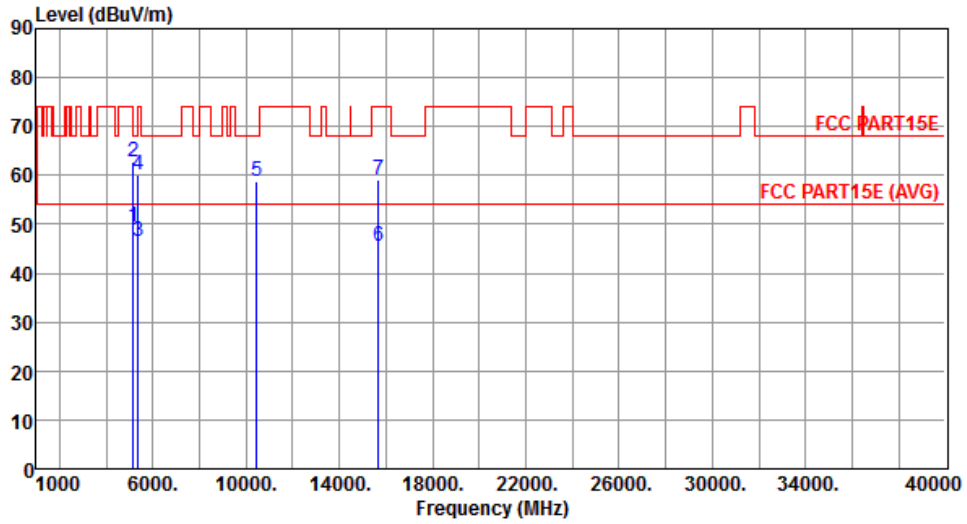
| | Freq. MHz | Emission level dBuV/m | Limit dBuV/m | Margin dB | SA reading dBuV | Factor dB | Remark | ANT High cm | Turn Table deg |
|---|--------------|-----------------------------|-----------------|--------------|-----------------------|--------------|---------|-------------------|----------------------|
| 1 | 5150.00 | 49.45 | 54.00 | -4.55 | 43.58 | 5.87 | Average | 211 | 265 |
| 2 | 5150.00 | 66.12 | 74.00 | -7.88 | 60.25 | 5.87 | Peak | 211 | 265 |
| 3 | 10380.00 | 57.21 | 68.20 | -10.99 | 41.96 | 15.25 | Peak | 185 | 174 |
| 4 | 15570.00 | 45.42 | 54.00 | -8.58 | 29.38 | 16.04 | Average | 181 | 204 |
| 5 | 15570.00 | 57.19 | 74.00 | -16.81 | 41.15 | 16.04 | Peak | 181 | 204 |

Note 1: Emission Level (dBuV/m) = SA Reading (dBuV/m) + Factor* (dB)

*Factor includes antenna factor , cable loss and amplifier gain

Note 2: Margin (dB) = Emission level (dBuV/m) – Limit (dBuV/m).

| | | | |
|---------------------|------------|-------------------------|------|
| Modulation | VHT40 | Test Freq. (MHz) | 5230 |
| Polarization | Horizontal | | |



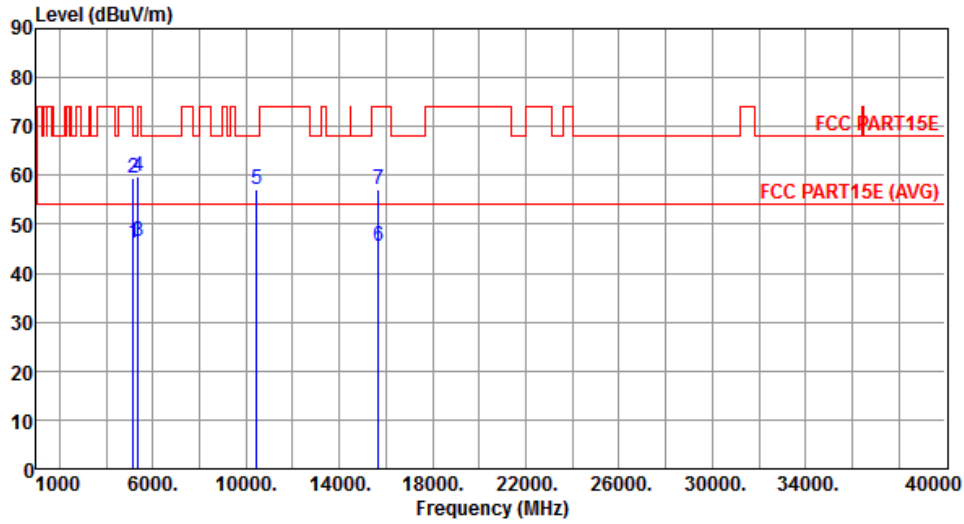
| | Freq. MHz | Emission level dBuV/m | Limit dBuV/m | Margin dB | SA reading dBuV | Factor dB | Remark | ANT High cm | Turn Table deg |
|---|--------------|-----------------------------|-----------------|--------------|-----------------------|--------------|---------|-------------------|----------------------|
| 1 | 5150.00 | 49.52 | 54.00 | -4.48 | 43.65 | 5.87 | Average | 189 | 350 |
| 2 | 5150.00 | 62.81 | 74.00 | -11.19 | 56.94 | 5.87 | Peak | 189 | 350 |
| 3 | 5350.00 | 46.43 | 54.00 | -7.57 | 40.22 | 6.21 | Average | 189 | 350 |
| 4 | 5350.00 | 60.00 | 74.00 | -14.00 | 53.79 | 6.21 | Peak | 189 | 350 |
| 5 | 10460.00 | 58.62 | 68.20 | -9.58 | 43.28 | 15.34 | Peak | 165 | 194 |
| 6 | 15690.00 | 45.38 | 54.00 | -8.62 | 29.49 | 15.89 | Average | 160 | 198 |
| 7 | 15690.00 | 59.24 | 74.00 | -14.76 | 43.35 | 15.89 | Peak | 160 | 198 |

Note 1: Emission Level (dBuV/m) = SA Reading (dBuV/m) + Factor* (dB)

*Factor includes antenna factor , cable loss and amplifier gain

Note 2: Margin (dB) = Emission level (dBuV/m) – Limit (dBuV/m).

| | | | |
|---------------------|----------|-------------------------|------|
| Modulation | VHT40 | Test Freq. (MHz) | 5230 |
| Polarization | Vertical | | |



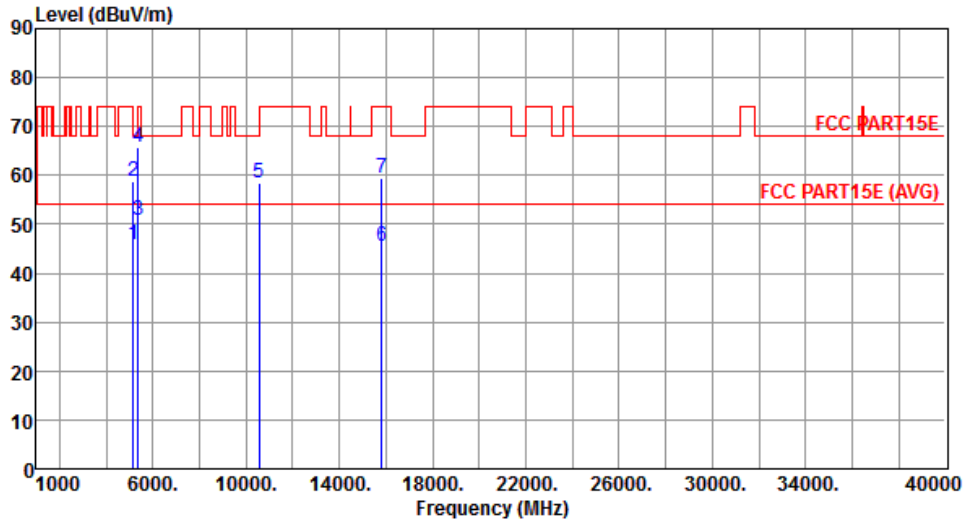
| | Freq. MHz | Emission level dBuV/m | Limit dBuV/m | Margin dB | SA reading dBuV | Factor dB | Remark | ANT High cm | Turn Table deg |
|---|--------------|-----------------------------|-----------------|--------------|-----------------------|--------------|---------|-------------------|----------------------|
| 1 | 5150.00 | 46.21 | 54.00 | -7.79 | 40.34 | 5.87 | Average | 210 | 265 |
| 2 | 5150.00 | 59.35 | 74.00 | -14.65 | 53.48 | 5.87 | Peak | 210 | 265 |
| 3 | 5350.00 | 46.38 | 54.00 | -7.62 | 40.17 | 6.21 | Average | 210 | 265 |
| 4 | 5350.00 | 59.77 | 74.00 | -14.23 | 53.56 | 6.21 | Peak | 210 | 265 |
| 5 | 10460.00 | 57.12 | 68.20 | -11.08 | 41.78 | 15.34 | Peak | 176 | 163 |
| 6 | 15690.00 | 45.61 | 54.00 | -8.39 | 29.72 | 15.89 | Average | 178 | 201 |
| 7 | 15690.00 | 57.26 | 74.00 | -16.74 | 41.37 | 15.89 | Peak | 178 | 201 |

Note 1: Emission Level (dBuV/m) = SA Reading (dBuV/m) + Factor* (dB)

*Factor includes antenna factor , cable loss and amplifier gain

Note 2: Margin (dB) = Emission level (dBuV/m) – Limit (dBuV/m).

| | | | |
|---------------------|------------|-------------------------|------|
| Modulation | VHT40 | Test Freq. (MHz) | 5270 |
| Polarization | Horizontal | | |



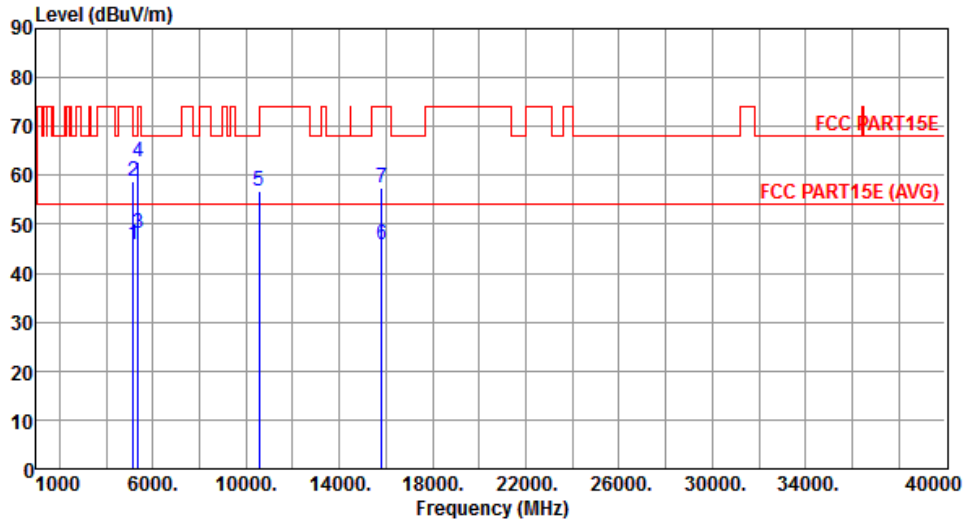
| | Freq. MHz | Emission level dBuV/m | Limit dBuV/m | Margin dB | SA reading dBuV | Factor dB | Remark | ANT High cm | Turn Table deg |
|---|--------------|-----------------------------|-----------------|--------------|-----------------------|--------------|---------|-------------------|----------------------|
| 1 | 5150.00 | 45.86 | 54.00 | -8.14 | 39.99 | 5.87 | Average | 188 | 348 |
| 2 | 5150.00 | 58.69 | 74.00 | -15.31 | 52.82 | 5.87 | Peak | 188 | 348 |
| 3 | 5350.00 | 50.87 | 54.00 | -3.13 | 44.66 | 6.21 | Average | 188 | 348 |
| 4 | 5350.00 | 65.78 | 74.00 | -8.22 | 59.57 | 6.21 | Peak | 188 | 348 |
| 5 | 10540.00 | 58.53 | 68.20 | -9.67 | 43.11 | 15.42 | Peak | 166 | 194 |
| 6 | 15810.00 | 45.46 | 54.00 | -8.54 | 29.71 | 15.75 | Average | 172 | 184 |
| 7 | 15810.00 | 59.35 | 74.00 | -14.65 | 43.60 | 15.75 | Peak | 172 | 184 |

Note 1: Emission Level (dBuV/m) = SA Reading (dBuV/m) + Factor* (dB)

*Factor includes antenna factor , cable loss and amplifier gain

Note 2: Margin (dB) = Emission level (dBuV/m) – Limit (dBuV/m).

| | | | |
|---------------------|----------|-------------------------|------|
| Modulation | VHT40 | Test Freq. (MHz) | 5270 |
| Polarization | Vertical | | |



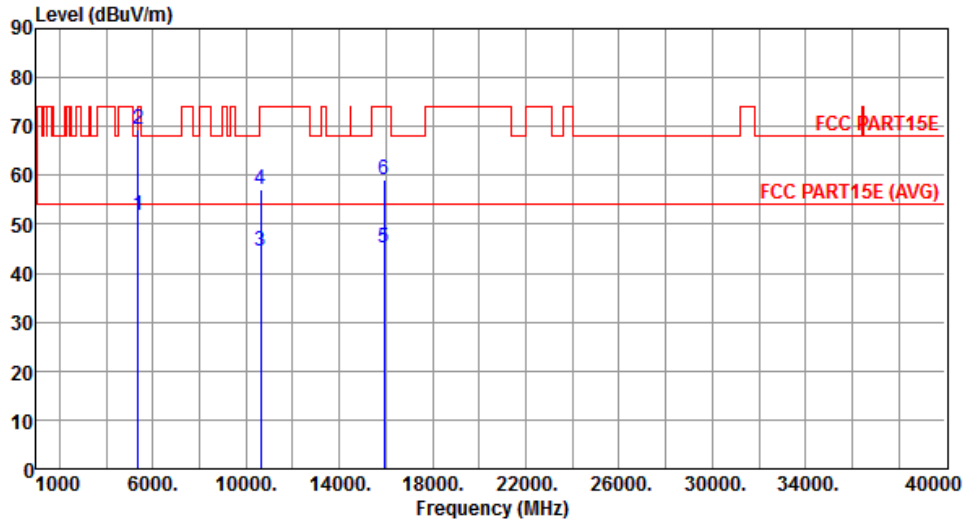
| | Freq. MHz | Emission level dBuV/m | Limit dBuV/m | Margin dB | SA reading dBuV | Factor dB | Remark | ANT High cm | Turn Table deg |
|---|--------------|-----------------------------|-----------------|--------------|-----------------------|--------------|---------|-------------------|----------------------|
| 1 | 5150.00 | 45.92 | 54.00 | -8.08 | 40.05 | 5.87 | Average | 206 | 263 |
| 2 | 5150.00 | 58.74 | 74.00 | -15.26 | 52.87 | 5.87 | Peak | 206 | 263 |
| 3 | 5350.00 | 48.29 | 54.00 | -5.71 | 42.08 | 6.21 | Average | 206 | 263 |
| 4 | 5350.00 | 62.75 | 74.00 | -11.25 | 56.54 | 6.21 | Peak | 206 | 263 |
| 5 | 10540.00 | 56.91 | 68.20 | -11.29 | 41.49 | 15.42 | Peak | 183 | 157 |
| 6 | 15810.00 | 45.84 | 54.00 | -8.16 | 30.09 | 15.75 | Average | 182 | 209 |
| 7 | 15810.00 | 57.41 | 74.00 | -16.59 | 41.66 | 15.75 | Peak | 182 | 209 |

Note 1: Emission Level (dBuV/m) = SA Reading (dBuV/m) + Factor* (dB)

*Factor includes antenna factor , cable loss and amplifier gain

Note 2: Margin (dB) = Emission level (dBuV/m) – Limit (dBuV/m).

| | | | |
|---------------------|------------|-------------------------|------|
| Modulation | VHT40 | Test Freq. (MHz) | 5310 |
| Polarization | Horizontal | | |



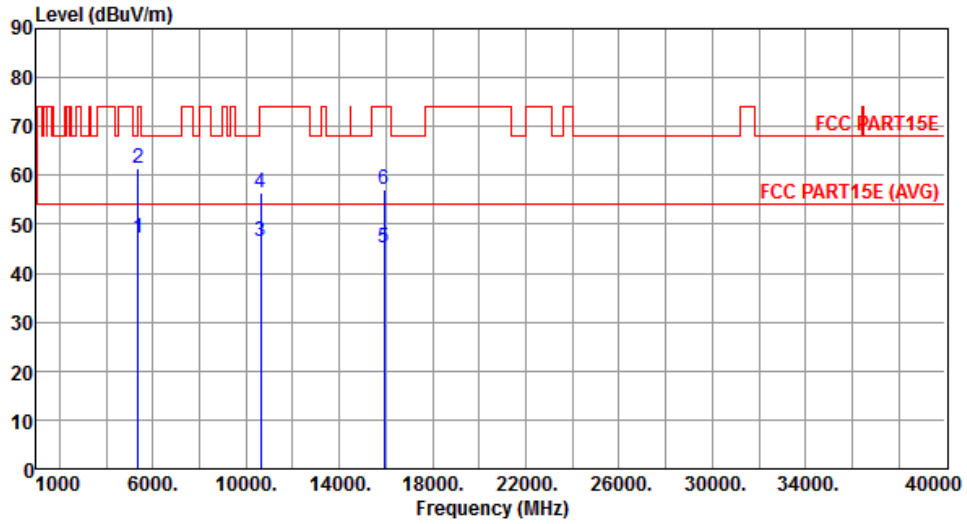
| | Freq. MHz | Emission level dBuV/m | Limit dBuV/m | Margin dB | SA reading dBuV | Factor dB | Remark | ANT High cm | Turn Table deg |
|---|--------------|-----------------------------|-----------------|--------------|-----------------------|--------------|---------|-------------------|----------------------|
| 1 | 5350.00 | 51.96 | 54.00 | -2.04 | 45.75 | 6.21 | Average | 189 | 348 |
| 2 | 5350.00 | 69.56 | 74.00 | -4.44 | 63.35 | 6.21 | Peak | 189 | 348 |
| 3 | 10620.00 | 44.65 | 54.00 | -9.35 | 29.17 | 15.48 | Average | 159 | 203 |
| 4 | 10620.00 | 57.28 | 74.00 | -16.72 | 41.80 | 15.48 | Peak | 159 | 203 |
| 5 | 15930.00 | 45.21 | 54.00 | -8.79 | 29.61 | 15.60 | Average | 161 | 206 |
| 6 | 15930.00 | 59.02 | 74.00 | -14.98 | 43.42 | 15.60 | Peak | 161 | 206 |

Note 1: Emission Level (dBuV/m) = SA Reading (dBuV/m) + Factor* (dB)

*Factor includes antenna factor , cable loss and amplifier gain

Note 2: Margin (dB) = Emission level (dBuV/m) – Limit (dBuV/m).

| | | | |
|---------------------|----------|-------------------------|------|
| Modulation | VHT40 | Test Freq. (MHz) | 5310 |
| Polarization | Vertical | | |



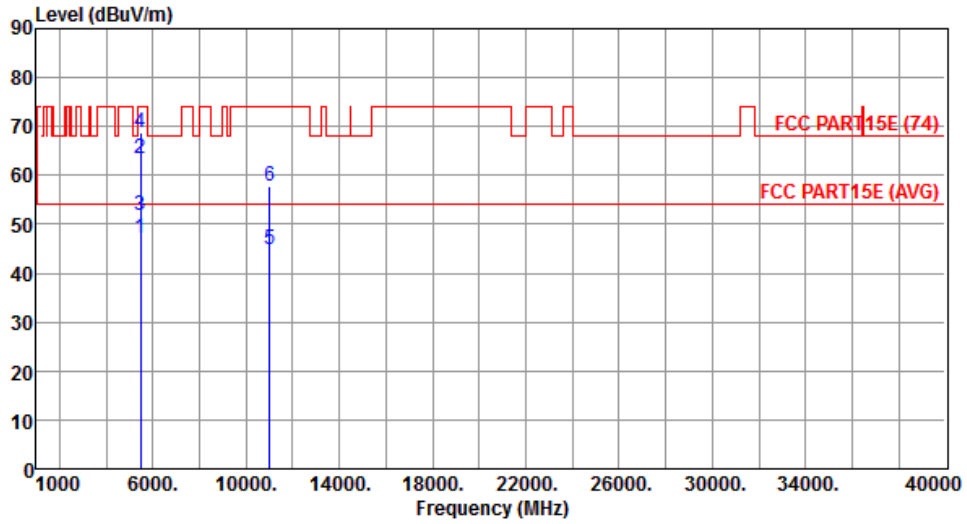
| | Freq. MHz | Emission level dBuV/m | Limit dBuV/m | Margin dB | SA reading dBuV | Factor dB | Remark | ANT High cm | Turn Table deg |
|---|--------------|-----------------------------|-----------------|--------------|-----------------------|--------------|---------|-------------------|----------------------|
| 1 | 5350.00 | 47.13 | 54.00 | -6.87 | 40.92 | 6.21 | Average | 208 | 263 |
| 2 | 5350.00 | 61.45 | 74.00 | -12.55 | 55.24 | 6.21 | Peak | 208 | 263 |
| 3 | 10620.00 | 46.63 | 54.00 | -7.37 | 31.15 | 15.48 | Average | 175 | 145 |
| 4 | 10620.00 | 56.45 | 74.00 | -17.55 | 40.97 | 15.48 | Peak | 175 | 145 |
| 5 | 15930.00 | 45.21 | 54.00 | -8.79 | 29.61 | 15.60 | Average | 181 | 145 |
| 6 | 15930.00 | 57.06 | 74.00 | -16.94 | 41.46 | 15.60 | Peak | 181 | 145 |

Note 1: Emission Level (dBuV/m) = SA Reading (dBuV/m) + Factor* (dB)

*Factor includes antenna factor , cable loss and amplifier gain

Note 2: Margin (dB) = Emission level (dBuV/m) – Limit (dBuV/m).

| | | | |
|---------------------|------------|-------------------------|------|
| Modulation | VHT40 | Test Freq. (MHz) | 5510 |
| Polarization | Horizontal | | |



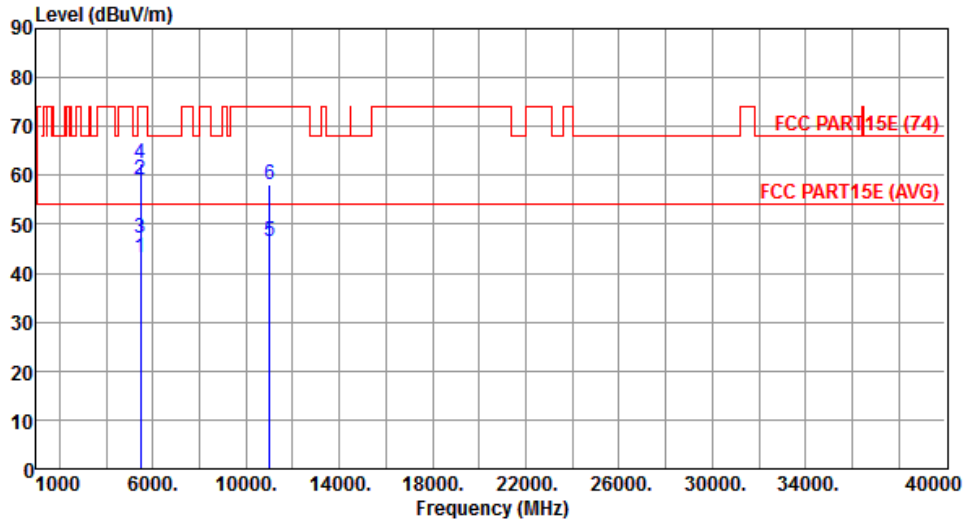
| | Freq. MHz | Emission level dBuV/m | Limit dBuV/m | Margin dB | SA reading dBuV | Factor dB | Remark | ANT High cm | Turn Table deg |
|---|--------------|-----------------------------|-----------------|--------------|-----------------------|--------------|---------|-------------------|----------------------|
| 1 | 5460.00 | 47.03 | 54.00 | -6.97 | 40.67 | 6.36 | Average | 188 | 346 |
| 2 | 5460.00 | 63.40 | 74.00 | -10.60 | 57.04 | 6.36 | Peak | 188 | 346 |
| 3 | 5470.00 | 51.79 | 54.00 | -2.21 | 45.42 | 6.37 | Average | 188 | 346 |
| 4 | 5470.00 | 68.58 | 74.00 | -5.42 | 62.21 | 6.37 | Peak | 188 | 346 |
| 5 | 11020.00 | 44.89 | 54.00 | -9.11 | 29.14 | 15.75 | Average | 161 | 209 |
| 6 | 11020.00 | 57.62 | 74.00 | -16.38 | 41.87 | 15.75 | Peak | 161 | 209 |

Note 1: Emission Level (dBuV/m) = SA Reading (dBuV/m) + Factor* (dB)

*Factor includes antenna factor , cable loss and amplifier gain

Note 2: Margin (dB) = Emission level (dBuV/m) – Limit (dBuV/m).

| | | | |
|---------------------|----------|-------------------------|------|
| Modulation | VHT40 | Test Freq. (MHz) | 5510 |
| Polarization | Vertical | | |



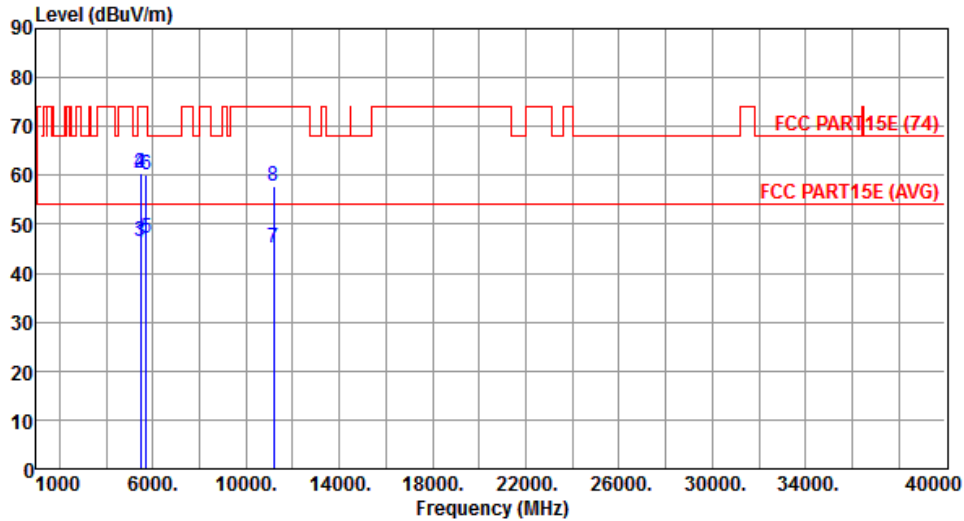
| | Freq. MHz | Emission level dBuV/m | Limit dBuV/m | Margin dB | SA reading dBuV | Factor dB | Remark | ANT High cm | Turn Table deg |
|---|--------------|-----------------------------|-----------------|--------------|-----------------------|--------------|---------|-------------------|----------------------|
| 1 | 5460.00 | 43.21 | 54.00 | -10.79 | 36.85 | 6.36 | Average | 210 | 259 |
| 2 | 5460.00 | 59.08 | 74.00 | -14.92 | 52.72 | 6.36 | Peak | 210 | 259 |
| 3 | 5470.00 | 47.25 | 54.00 | -6.75 | 40.88 | 6.37 | Average | 210 | 259 |
| 4 | 5470.00 | 62.44 | 74.00 | -11.56 | 56.07 | 6.37 | Peak | 210 | 259 |
| 5 | 11020.00 | 46.51 | 54.00 | -7.49 | 30.76 | 15.75 | Average | 177 | 142 |
| 6 | 11020.00 | 58.24 | 74.00 | -15.76 | 42.49 | 15.75 | Peak | 177 | 142 |

Note 1: Emission Level (dBuV/m) = SA Reading (dBuV/m) + Factor* (dB)

*Factor includes antenna factor , cable loss and amplifier gain

Note 2: Margin (dB) = Emission level (dBuV/m) – Limit (dBuV/m).

| | | | |
|---------------------|------------|-------------------------|------|
| Modulation | VHT40 | Test Freq. (MHz) | 5590 |
| Polarization | Horizontal | | |



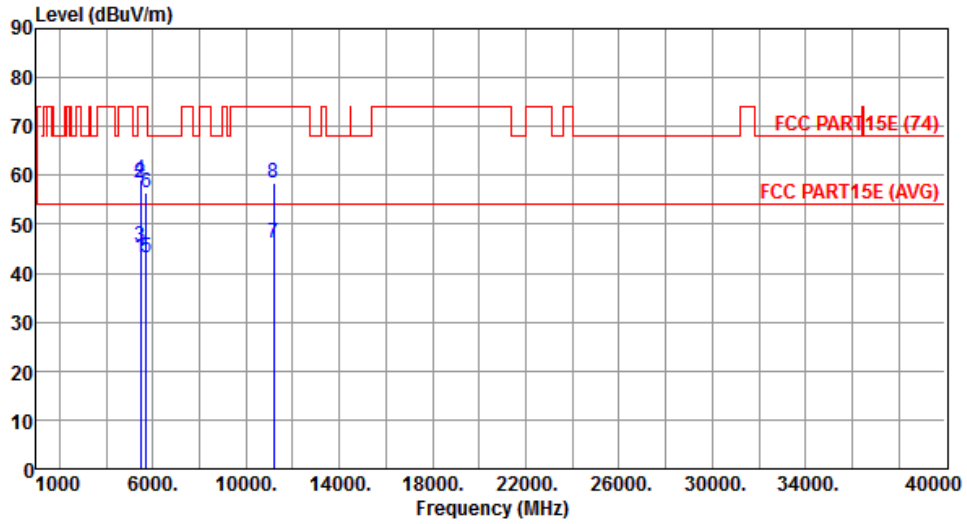
| | Freq. MHz | Emission level dBuV/m | Limit dBuV/m | Margin dB | SA reading dBuV | Factor dB | Remark | ANT High cm | Turn Table deg |
|---|--------------|-----------------------------|-----------------|--------------|-----------------------|--------------|---------|-------------------|----------------------|
| 1 | 5460.00 | 46.18 | 54.00 | -7.82 | 39.82 | 6.36 | Average | 189 | 348 |
| 2 | 5460.00 | 60.50 | 74.00 | -13.50 | 54.14 | 6.36 | Peak | 189 | 348 |
| 3 | 5470.00 | 46.49 | 54.00 | -7.51 | 40.12 | 6.37 | Average | 189 | 348 |
| 4 | 5470.00 | 60.35 | 74.00 | -13.65 | 53.98 | 6.37 | Peak | 189 | 348 |
| 5 | 5725.00 | 47.02 | 54.00 | -6.98 | 40.19 | 6.83 | Average | 189 | 348 |
| 6 | 5725.00 | 59.99 | 74.00 | -14.01 | 53.16 | 6.83 | Peak | 189 | 348 |
| 7 | 11180.00 | 45.21 | 54.00 | -8.79 | 29.37 | 15.84 | Average | 169 | 233 |
| 8 | 11180.00 | 57.94 | 74.00 | -16.06 | 42.10 | 15.84 | Peak | 169 | 233 |

Note 1: Emission Level (dBuV/m) = SA Reading (dBuV/m) + Factor* (dB)

*Factor includes antenna factor , cable loss and amplifier gain

Note 2: Margin (dB) = Emission level (dBuV/m) – Limit (dBuV/m).

| | | | |
|---------------------|----------|-------------------------|------|
| Modulation | VHT40 | Test Freq. (MHz) | 5590 |
| Polarization | Vertical | | |



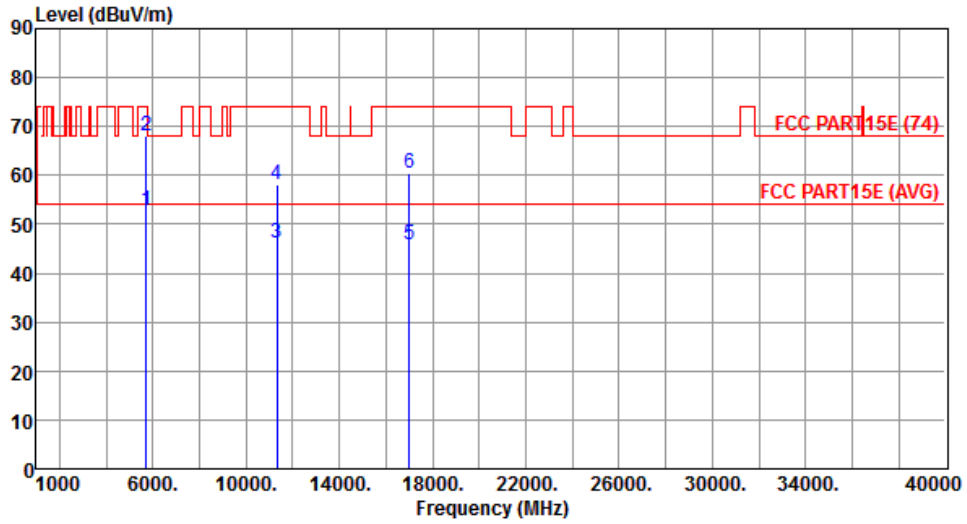
| | Freq. MHz | Emission level dBuV/m | Limit dBuV/m | Margin dB | SA reading dBuV | Factor dB | Remark | ANT High cm | Turn Table deg |
|---|--------------|-----------------------------|-----------------|--------------|-----------------------|--------------|---------|-------------------|----------------------|
| 1 | 5460.00 | 43.26 | 54.00 | -10.74 | 36.90 | 6.36 | Average | 212 | 263 |
| 2 | 5460.00 | 58.44 | 74.00 | -15.56 | 52.08 | 6.36 | Peak | 212 | 263 |
| 3 | 5470.00 | 45.53 | 54.00 | -8.47 | 39.16 | 6.37 | Average | 212 | 263 |
| 4 | 5470.00 | 59.22 | 74.00 | -14.78 | 52.85 | 6.37 | Peak | 212 | 263 |
| 5 | 5725.00 | 43.21 | 54.00 | -10.79 | 36.38 | 6.83 | Average | 212 | 263 |
| 6 | 5725.00 | 56.31 | 74.00 | -17.69 | 49.48 | 6.83 | Peak | 212 | 263 |
| 7 | 11180.00 | 46.19 | 54.00 | -7.81 | 30.35 | 15.84 | Average | 165 | 138 |
| 8 | 11180.00 | 58.35 | 74.00 | -15.65 | 42.51 | 15.84 | Peak | 165 | 138 |

Note 1: Emission Level (dBuV/m) = SA Reading (dBuV/m) + Factor* (dB)

*Factor includes antenna factor , cable loss and amplifier gain

Note 2: Margin (dB) = Emission level (dBuV/m) – Limit (dBuV/m).

| | | | |
|---------------------|------------|-------------------------|------|
| Modulation | VHT40 | Test Freq. (MHz) | 5670 |
| Polarization | Horizontal | | |



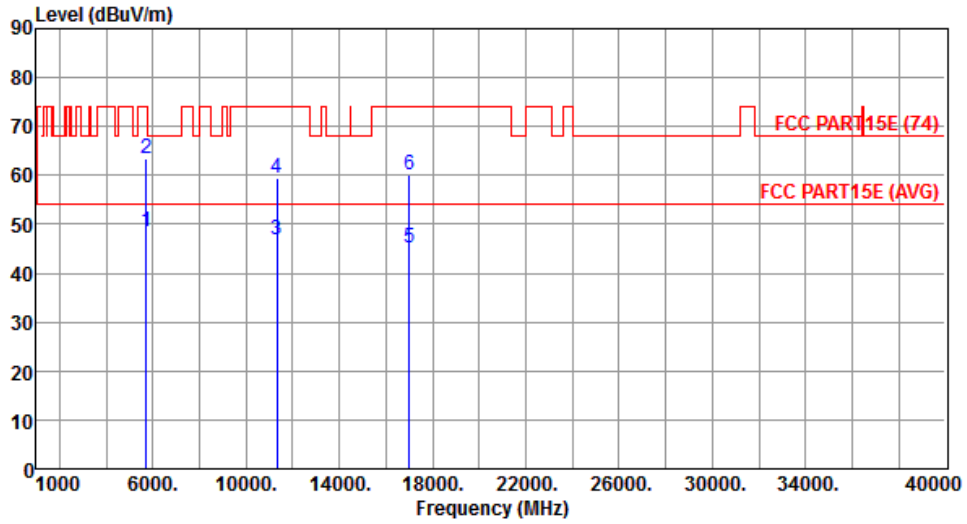
| | Freq. MHz | Emission level dBuV/m | Limit dBuV/m | Margin dB | SA reading dBuV | Factor dB | Remark | ANT High cm | Turn Table deg |
|---|--------------|-----------------------------|-----------------|--------------|-----------------------|--------------|---------|-------------------|----------------------|
| 1 | 5725.00 | 52.65 | 54.00 | -1.35 | 45.82 | 6.83 | Average | 188 | 348 |
| 2 | 5725.00 | 68.04 | 74.00 | -5.96 | 61.21 | 6.83 | Peak | 188 | 348 |
| 3 | 11340.00 | 46.25 | 54.00 | -7.75 | 30.32 | 15.93 | Average | 166 | 239 |
| 4 | 11340.00 | 58.03 | 74.00 | -15.97 | 42.10 | 15.93 | Peak | 166 | 239 |
| 5 | 17010.00 | 45.94 | 54.00 | -8.06 | 28.29 | 17.65 | Average | 163 | 245 |
| 6 | 17010.00 | 60.45 | 74.00 | -13.55 | 42.80 | 17.65 | Peak | 163 | 245 |

Note 1: Emission Level (dBuV/m) = SA Reading (dBuV/m) + Factor* (dB)

*Factor includes antenna factor , cable loss and amplifier gain

Note 2: Margin (dB) = Emission level (dBuV/m) – Limit (dBuV/m).

| | | | |
|---------------------|----------|-------------------------|------|
| Modulation | VHT40 | Test Freq. (MHz) | 5670 |
| Polarization | Vertical | | |



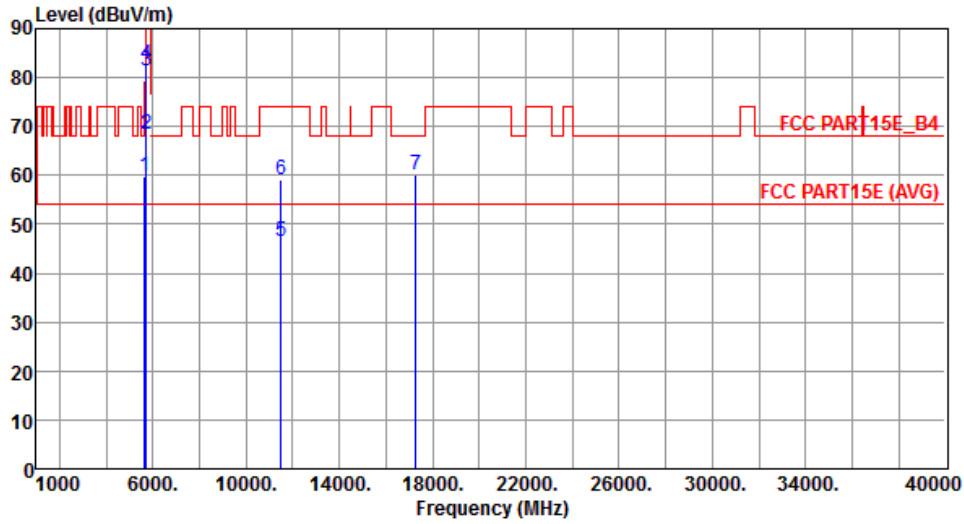
| | Freq. MHz | Emission level dBuV/m | Limit dBuV/m | Margin dB | SA reading dBuV | Factor dB | Remark | ANT High cm | Turn Table deg |
|---|--------------|-----------------------------|-----------------|--------------|-----------------------|--------------|---------|-------------------|----------------------|
| 1 | 5725.00 | 48.45 | 54.00 | -5.55 | 41.62 | 6.83 | Average | 216 | 261 |
| 2 | 5725.00 | 63.51 | 74.00 | -10.49 | 56.68 | 6.83 | Peak | 216 | 261 |
| 3 | 11340.00 | 46.95 | 54.00 | -7.05 | 31.02 | 15.93 | Average | 158 | 142 |
| 4 | 11340.00 | 59.41 | 74.00 | -14.59 | 43.48 | 15.93 | Peak | 158 | 142 |
| 5 | 17010.00 | 45.31 | 54.00 | -8.69 | 27.66 | 17.65 | Average | 158 | 153 |
| 6 | 17010.00 | 59.96 | 74.00 | -14.04 | 42.31 | 17.65 | Peak | 158 | 153 |

Note 1: Emission Level (dBuV/m) = SA Reading (dBuV/m) + Factor* (dB)

*Factor includes antenna factor , cable loss and amplifier gain

Note 2: Margin (dB) = Emission level (dBuV/m) – Limit (dBuV/m).

| | | | |
|---------------------|------------|-------------------------|------|
| Modulation | VHT40 | Test Freq. (MHz) | 5755 |
| Polarization | Horizontal | | |



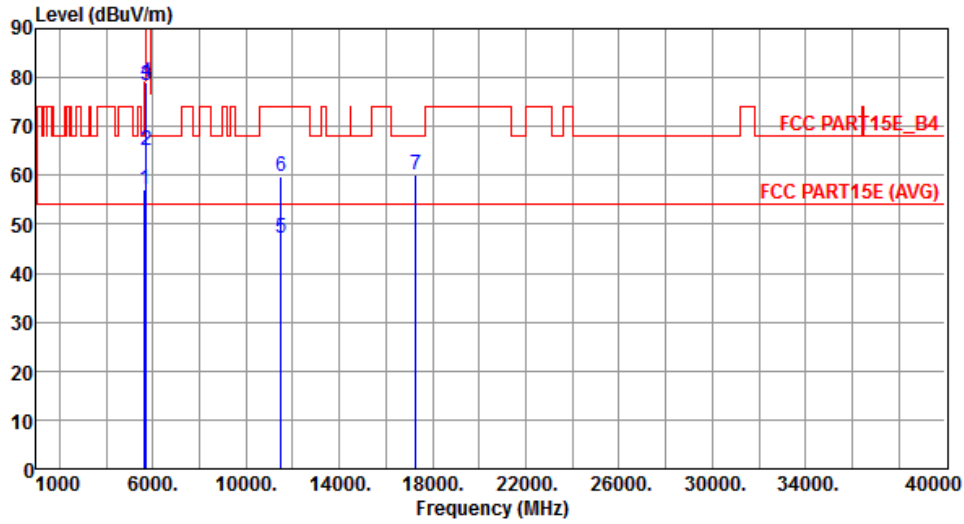
| | Freq. MHz | Emission level dBuV/m | Limit dBuV/m | Margin dB | SA reading dBuV | Factor dB | Remark | ANT High cm | Turn Table deg |
|---|--------------|-----------------------------|-----------------|--------------|-----------------------|--------------|---------|-------------------|----------------------|
| 1 | 5650.00 | 59.94 | 68.20 | -8.26 | 53.31 | 6.63 | Peak | 190 | 346 |
| 2 | 5700.00 | 68.30 | 105.20 | -36.90 | 61.53 | 6.77 | Peak | 190 | 346 |
| 3 | 5720.00 | 81.20 | 110.80 | -29.60 | 74.38 | 6.82 | Peak | 190 | 346 |
| 4 | 5725.00 | 82.76 | 122.20 | -39.44 | 75.93 | 6.83 | Peak | 190 | 346 |
| 5 | 11510.00 | 46.38 | 54.00 | -7.62 | 30.38 | 16.00 | Average | 164 | 221 |
| 6 | 11510.00 | 59.24 | 74.00 | -14.76 | 43.24 | 16.00 | Peak | 164 | 221 |
| 7 | 17265.00 | 60.23 | 68.20 | -7.97 | 41.72 | 18.51 | Peak | 164 | 236 |

Note 1: Emission Level (dBuV/m) = SA Reading (dBuV/m) + Factor* (dB)

*Factor includes antenna factor , cable loss and amplifier gain

Note 2: Margin (dB) = Emission level (dBuV/m) – Limit (dBuV/m).

| | | | |
|---------------------|----------|-------------------------|------|
| Modulation | VHT40 | Test Freq. (MHz) | 5755 |
| Polarization | Vertical | | |



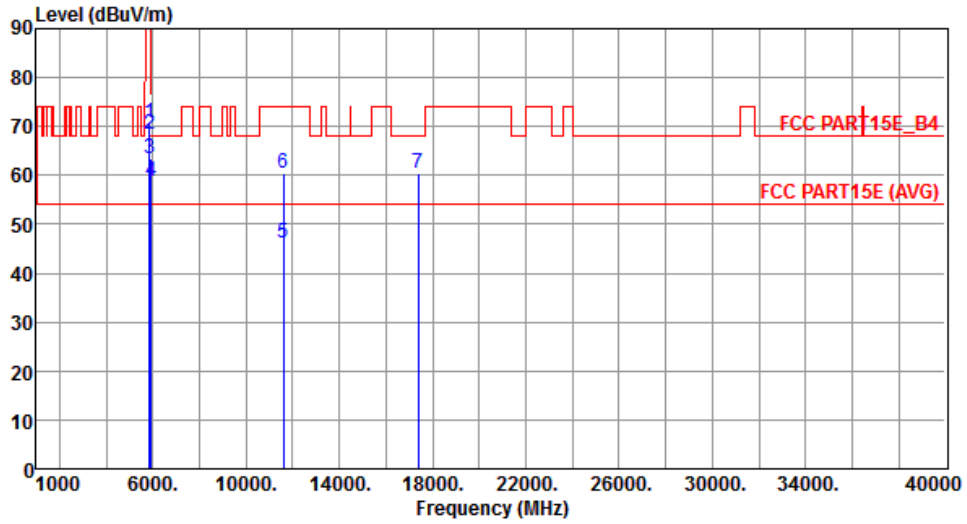
| | Freq. MHz | Emission level dBuV/m | Limit dBuV/m | Margin dB | SA reading dBuV | Factor dB | Remark | ANT High cm | Turn Table deg |
|---|--------------|-----------------------------|-----------------|--------------|-----------------------|--------------|---------|-------------------|----------------------|
| 1 | 5650.00 | 57.24 | 68.20 | -10.96 | 50.61 | 6.63 | Peak | 211 | 253 |
| 2 | 5700.00 | 64.98 | 105.20 | -40.22 | 58.21 | 6.77 | Peak | 211 | 253 |
| 3 | 5720.00 | 78.24 | 110.80 | -32.56 | 71.42 | 6.82 | Peak | 211 | 253 |
| 4 | 5725.00 | 79.09 | 122.20 | -43.11 | 72.26 | 6.83 | Peak | 211 | 253 |
| 5 | 11510.00 | 47.14 | 54.00 | -6.86 | 31.14 | 16.00 | Average | 156 | 148 |
| 6 | 11510.00 | 59.65 | 74.00 | -14.35 | 43.65 | 16.00 | Peak | 156 | 148 |
| 7 | 17265.00 | 60.23 | 68.20 | -7.97 | 41.72 | 18.51 | Peak | 159 | 152 |

Note 1: Emission Level (dBuV/m) = SA Reading (dBuV/m) + Factor* (dB)

*Factor includes antenna factor , cable loss and amplifier gain

Note 2: Margin (dB) = Emission level (dBuV/m) – Limit (dBuV/m).

| | | | |
|---------------------|------------|-------------------------|------|
| Modulation | VHT40 | Test Freq. (MHz) | 5795 |
| Polarization | Horizontal | | |



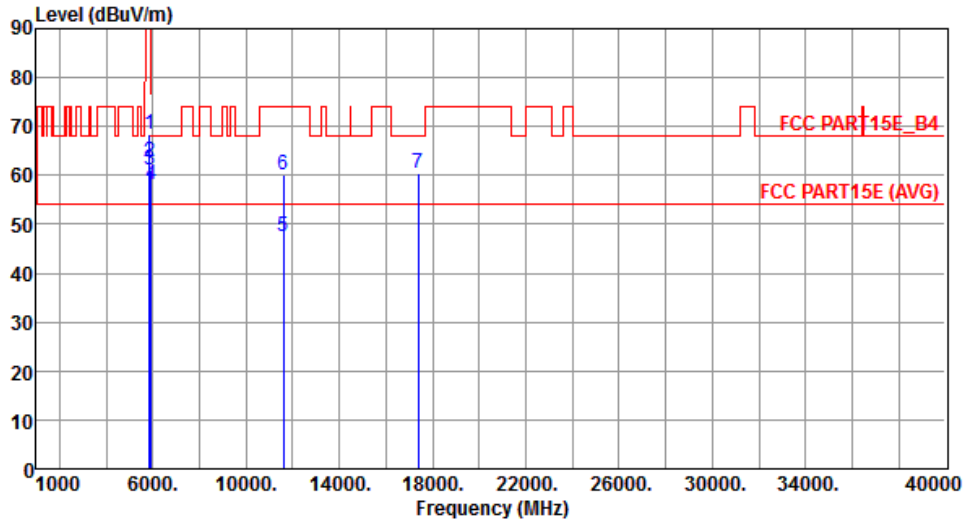
| | Freq. MHz | Emission level dBuV/m | Limit dBuV/m | Margin dB | SA reading dBuV | Factor dB | Remark | ANT High cm | Turn Table deg |
|---|--------------|-----------------------------|-----------------|--------------|-----------------------|--------------|---------|-------------------|----------------------|
| 1 | 5850.00 | 70.70 | 122.20 | -51.50 | 63.54 | 7.16 | Peak | 189 | 345 |
| 2 | 5855.00 | 68.55 | 110.80 | -42.25 | 61.37 | 7.18 | Peak | 189 | 345 |
| 3 | 5875.00 | 63.34 | 105.20 | -41.86 | 56.11 | 7.23 | Peak | 189 | 345 |
| 4 | 5925.00 | 58.64 | 68.20 | -9.56 | 51.30 | 7.34 | Peak | 189 | 345 |
| 5 | 11590.00 | 46.13 | 54.00 | -7.87 | 30.28 | 15.85 | Average | 161 | 235 |
| 6 | 11590.00 | 60.45 | 74.00 | -13.55 | 44.60 | 15.85 | Peak | 161 | 235 |
| 7 | 17385.00 | 60.49 | 68.20 | -7.71 | 41.56 | 18.93 | Peak | 158 | 211 |

Note 1: Emission Level (dBuV/m) = SA Reading (dBuV/m) + Factor* (dB)

*Factor includes antenna factor , cable loss and amplifier gain

Note 2: Margin (dB) = Emission level (dBuV/m) – Limit (dBuV/m).

| | | | |
|---------------------|----------|-------------------------|------|
| Modulation | VHT40 | Test Freq. (MHz) | 5795 |
| Polarization | Vertical | | |



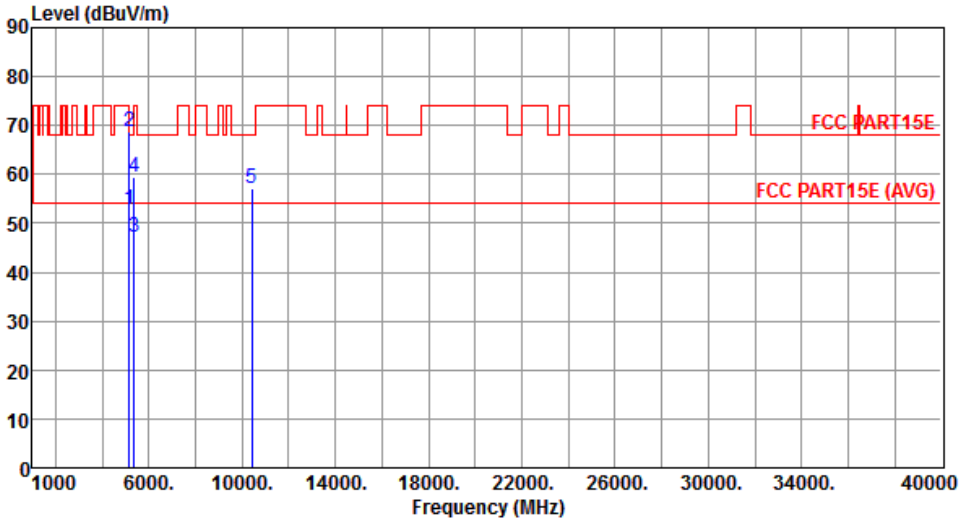
| | Freq. MHz | Emission level dBuV/m | Limit dBuV/m | Margin dB | SA reading dBuV | Factor dB | Remark | ANT High cm | Turn Table deg |
|---|--------------|-----------------------------|-----------------|--------------|-----------------------|--------------|---------|-------------------|----------------------|
| 1 | 5850.00 | 68.56 | 122.20 | -53.64 | 61.40 | 7.16 | Peak | 208 | 247 |
| 2 | 5855.00 | 62.71 | 110.80 | -48.09 | 55.53 | 7.18 | Peak | 208 | 247 |
| 3 | 5875.00 | 61.18 | 105.20 | -44.02 | 53.95 | 7.23 | Peak | 208 | 247 |
| 4 | 5925.00 | 58.14 | 68.20 | -10.06 | 50.80 | 7.34 | Peak | 208 | 247 |
| 5 | 11590.00 | 47.56 | 54.00 | -6.44 | 31.71 | 15.85 | Average | 161 | 153 |
| 6 | 11590.00 | 60.22 | 74.00 | -13.78 | 44.37 | 15.85 | Peak | 161 | 153 |
| 7 | 17385.00 | 60.46 | 68.20 | -7.74 | 41.53 | 18.93 | Peak | 163 | 145 |

Note 1: Emission Level (dBuV/m) = SA Reading (dBuV/m) + Factor* (dB)

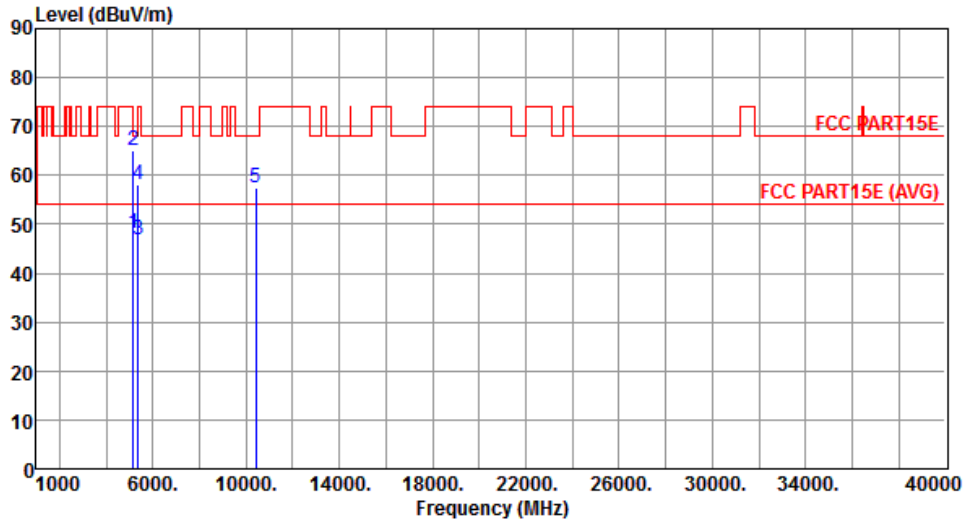
*Factor includes antenna factor , cable loss and amplifier gain

Note 2: Margin (dB) = Emission level (dBuV/m) – Limit (dBuV/m).

3.5.18 Transmitter Radiated Unwanted Emissions (Above 1GHz) for VHT80

| Modulation | VHT80 | Test Freq. (MHz) | 5210 | | | | | | | | | | | | | | | | | | | | | | | | | | | | | | | | | | | | | | | | | | | | | | | | | | | | | | | | | | | | | | | | |
|---|---|------------------|----------------|------------|--------|------------|----------|------------|----------|------------|-----|--------|--------|----|------|----|--|----|-----|---|---------|-------|-------|-------|-------|------|---------|---------|---|---------|-------|-------|-------|-------|------|------|---------|---|---------|-------|-------|-------|-------|------|---------|---------|---|---------|-------|-------|--------|-------|------|------|---------|---|----------|-------|-------|--------|-------|-------|------|---------|--|--|--|
| Polarization | Horizontal | | | | | | | | | | | | | | | | | | | | | | | | | | | | | | | | | | | | | | | | | | | | | | | | | | | | | | | | | | | | | | | | | | |
|  | | | | | | | | | | | | | | | | | | | | | | | | | | | | | | | | | | | | | | | | | | | | | | | | | | | | | | | | | | | | | | | | | | | |
| | <table border="1"> <thead> <tr> <th>Freq.</th> <th>Emission level</th> <th>Limit</th> <th>Margin</th> <th>SA reading</th> <th>Factor</th> <th>Remark</th> <th>ANT High</th> <th>Turn Table</th> </tr> <tr> <th>MHz</th> <th>dBuV/m</th> <th>dBuV/m</th> <th>dB</th> <th>dBuV</th> <th>dB</th> <th></th> <th>cm</th> <th>deg</th> </tr> </thead> <tbody> <tr> <td>1</td> <td>5150.00</td> <td>52.96</td> <td>54.00</td> <td>-1.04</td> <td>47.09</td> <td>5.87</td> <td>Average</td> <td>186 356</td> </tr> <tr> <td>2</td> <td>5150.00</td> <td>68.67</td> <td>74.00</td> <td>-5.33</td> <td>62.80</td> <td>5.87</td> <td>Peak</td> <td>186 356</td> </tr> <tr> <td>3</td> <td>5350.00</td> <td>47.21</td> <td>54.00</td> <td>-6.79</td> <td>41.00</td> <td>6.21</td> <td>Average</td> <td>188 359</td> </tr> <tr> <td>4</td> <td>5350.00</td> <td>59.43</td> <td>74.00</td> <td>-14.57</td> <td>53.22</td> <td>6.21</td> <td>Peak</td> <td>188 359</td> </tr> <tr> <td>5</td> <td>10420.00</td> <td>57.02</td> <td>68.20</td> <td>-11.18</td> <td>41.72</td> <td>15.30</td> <td>Peak</td> <td>158 206</td> </tr> </tbody> </table> | Freq. | Emission level | Limit | Margin | SA reading | Factor | Remark | ANT High | Turn Table | MHz | dBuV/m | dBuV/m | dB | dBuV | dB | | cm | deg | 1 | 5150.00 | 52.96 | 54.00 | -1.04 | 47.09 | 5.87 | Average | 186 356 | 2 | 5150.00 | 68.67 | 74.00 | -5.33 | 62.80 | 5.87 | Peak | 186 356 | 3 | 5350.00 | 47.21 | 54.00 | -6.79 | 41.00 | 6.21 | Average | 188 359 | 4 | 5350.00 | 59.43 | 74.00 | -14.57 | 53.22 | 6.21 | Peak | 188 359 | 5 | 10420.00 | 57.02 | 68.20 | -11.18 | 41.72 | 15.30 | Peak | 158 206 | | | |
| Freq. | Emission level | Limit | Margin | SA reading | Factor | Remark | ANT High | Turn Table | | | | | | | | | | | | | | | | | | | | | | | | | | | | | | | | | | | | | | | | | | | | | | | | | | | | | | | | | | | |
| MHz | dBuV/m | dBuV/m | dB | dBuV | dB | | cm | deg | | | | | | | | | | | | | | | | | | | | | | | | | | | | | | | | | | | | | | | | | | | | | | | | | | | | | | | | | | | |
| 1 | 5150.00 | 52.96 | 54.00 | -1.04 | 47.09 | 5.87 | Average | 186 356 | | | | | | | | | | | | | | | | | | | | | | | | | | | | | | | | | | | | | | | | | | | | | | | | | | | | | | | | | | | |
| 2 | 5150.00 | 68.67 | 74.00 | -5.33 | 62.80 | 5.87 | Peak | 186 356 | | | | | | | | | | | | | | | | | | | | | | | | | | | | | | | | | | | | | | | | | | | | | | | | | | | | | | | | | | | |
| 3 | 5350.00 | 47.21 | 54.00 | -6.79 | 41.00 | 6.21 | Average | 188 359 | | | | | | | | | | | | | | | | | | | | | | | | | | | | | | | | | | | | | | | | | | | | | | | | | | | | | | | | | | | |
| 4 | 5350.00 | 59.43 | 74.00 | -14.57 | 53.22 | 6.21 | Peak | 188 359 | | | | | | | | | | | | | | | | | | | | | | | | | | | | | | | | | | | | | | | | | | | | | | | | | | | | | | | | | | | |
| 5 | 10420.00 | 57.02 | 68.20 | -11.18 | 41.72 | 15.30 | Peak | 158 206 | | | | | | | | | | | | | | | | | | | | | | | | | | | | | | | | | | | | | | | | | | | | | | | | | | | | | | | | | | | |
| <p>Note 1: Emission Level (dBuV/m) = SA Reading (dBuV/m) + Factor* (dB) *Factor includes antenna factor , cable loss and amplifier gain Note 2: Margin (dB) = Emission level (dBuV/m) – Limit (dBuV/m).</p> | | | | | | | | | | | | | | | | | | | | | | | | | | | | | | | | | | | | | | | | | | | | | | | | | | | | | | | | | | | | | | | | | | | |

| | | | |
|---------------------|----------|-------------------------|------|
| Modulation | VHT80 | Test Freq. (MHz) | 5210 |
| Polarization | Vertical | | |



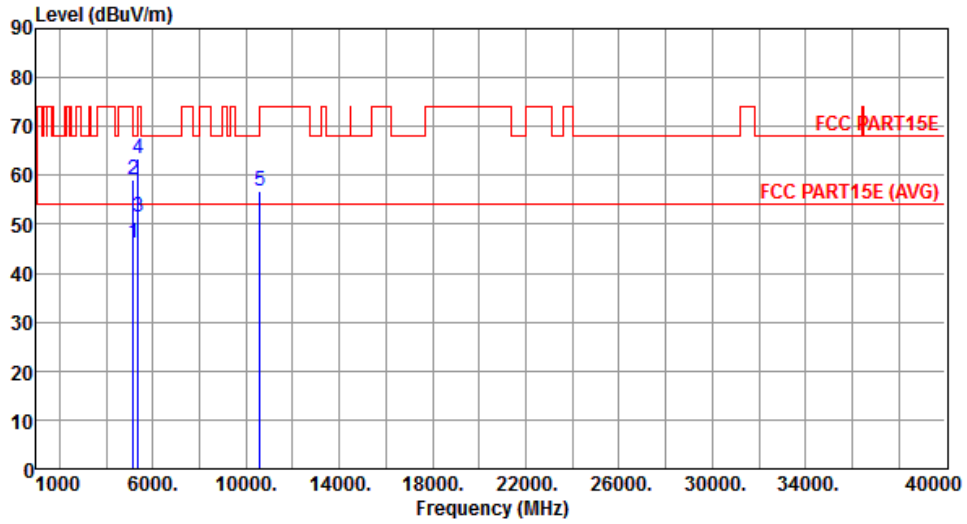
| | Freq. MHz | Emission level dBuV/m | Limit dBuV/m | Margin dB | SA reading dBuV | Factor dB | Remark | ANT High cm | Turn Table deg |
|---|--------------|-----------------------------|-----------------|--------------|-----------------------|--------------|---------|-------------------|----------------------|
| 1 | 5150.00 | 48.21 | 54.00 | -5.79 | 42.34 | 5.87 | Average | 204 | 261 |
| 2 | 5150.00 | 65.04 | 74.00 | -8.96 | 59.17 | 5.87 | Peak | 204 | 261 |
| 3 | 5350.00 | 46.81 | 54.00 | -7.19 | 40.60 | 6.21 | Average | 204 | 261 |
| 4 | 5350.00 | 58.04 | 74.00 | -15.96 | 51.83 | 6.21 | Peak | 204 | 261 |
| 5 | 10420.00 | 57.44 | 68.20 | -10.76 | 42.14 | 15.30 | Peak | 181 | 179 |

Note 1: Emission Level (dBuV/m) = SA Reading (dBuV/m) + Factor* (dB)

*Factor includes antenna factor , cable loss and amplifier gain

Note 2: Margin (dB) = Emission level (dBuV/m) – Limit (dBuV/m).

| | | | |
|---------------------|------------|-------------------------|------|
| Modulation | VHT80 | Test Freq. (MHz) | 5290 |
| Polarization | Horizontal | | |



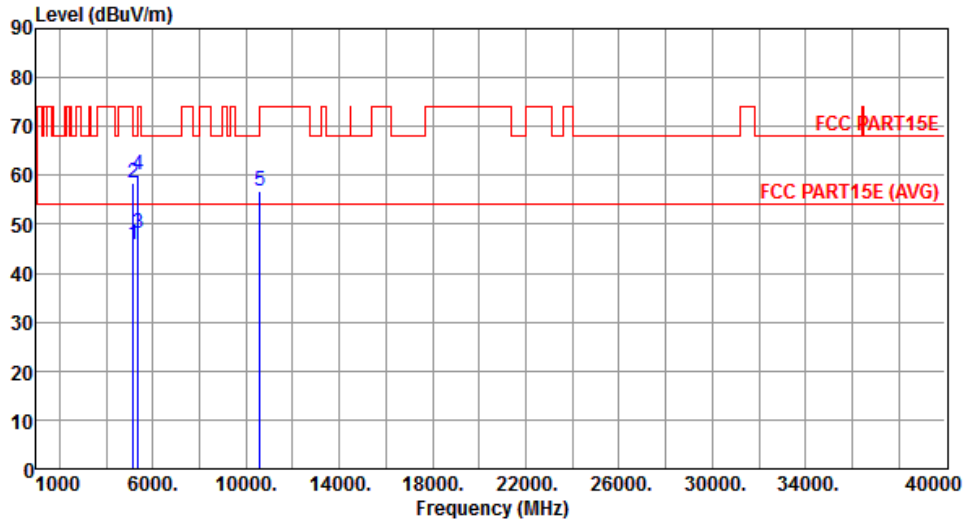
| | Freq. MHz | Emission level dBuV/m | Limit dBuV/m | Margin dB | SA reading dBuV | Factor dB | Remark | ANT High cm | Turn Table deg |
|---|--------------|-----------------------------|-----------------|--------------|-----------------------|--------------|---------|-------------------|----------------------|
| 1 | 5150.00 | 46.08 | 54.00 | -7.92 | 40.21 | 5.87 | Average | 189 | 359 |
| 2 | 5150.00 | 58.96 | 74.00 | -15.04 | 53.09 | 5.87 | Peak | 189 | 359 |
| 3 | 5350.00 | 51.51 | 54.00 | -2.49 | 45.30 | 6.21 | Average | 189 | 359 |
| 4 | 5350.00 | 63.36 | 74.00 | -10.64 | 57.15 | 6.21 | Peak | 189 | 359 |
| 5 | 10580.00 | 56.92 | 68.20 | -11.28 | 41.48 | 15.44 | Peak | 159 | 208 |

Note 1: Emission Level (dBuV/m) = SA Reading (dBuV/m) + Factor* (dB)

*Factor includes antenna factor , cable loss and amplifier gain

Note 2: Margin (dB) = Emission level (dBuV/m) – Limit (dBuV/m).

| | | | |
|---------------------|----------|-------------------------|------|
| Modulation | VHT80 | Test Freq. (MHz) | 5290 |
| Polarization | Vertical | | |



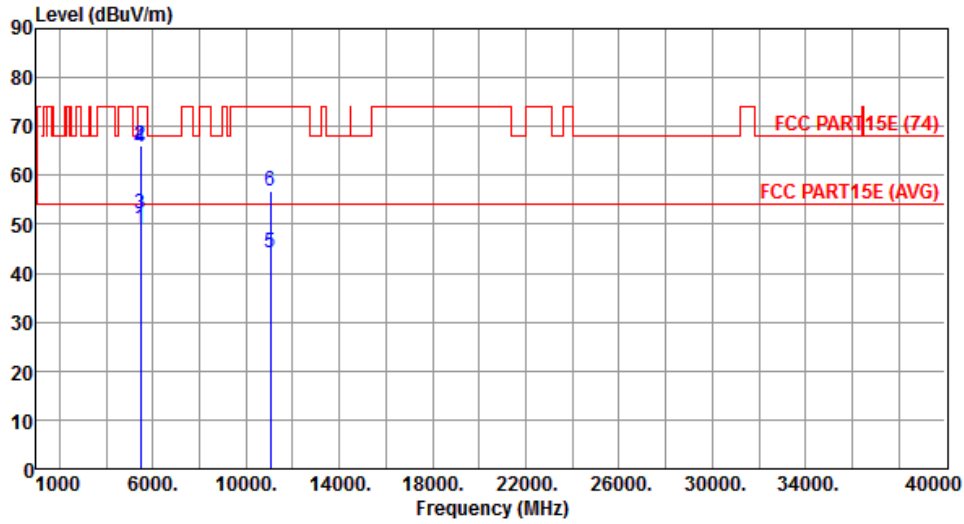
| | Freq. MHz | Emission level dBuV/m | Limit dBuV/m | Margin dB | SA reading dBuV | Factor dB | Remark | ANT High cm | Turn Table deg |
|---|--------------|-----------------------------|-----------------|--------------|-----------------------|--------------|---------|-------------------|----------------------|
| 1 | 5150.00 | 45.86 | 54.00 | -8.14 | 39.99 | 5.87 | Average | 205 | 265 |
| 2 | 5150.00 | 58.41 | 74.00 | -15.59 | 52.54 | 5.87 | Peak | 205 | 265 |
| 3 | 5350.00 | 48.12 | 54.00 | -5.88 | 41.91 | 6.21 | Average | 205 | 265 |
| 4 | 5350.00 | 60.15 | 74.00 | -13.85 | 53.94 | 6.21 | Peak | 205 | 265 |
| 5 | 10580.00 | 56.69 | 68.20 | -11.51 | 41.25 | 15.44 | Peak | 176 | 181 |

Note 1: Emission Level (dBuV/m) = SA Reading (dBuV/m) + Factor* (dB)

*Factor includes antenna factor , cable loss and amplifier gain

Note 2: Margin (dB) = Emission level (dBuV/m) – Limit (dBuV/m).

| | | | |
|---------------------|------------|-------------------------|------|
| Modulation | VHT80 | Test Freq. (MHz) | 5530 |
| Polarization | Horizontal | | |



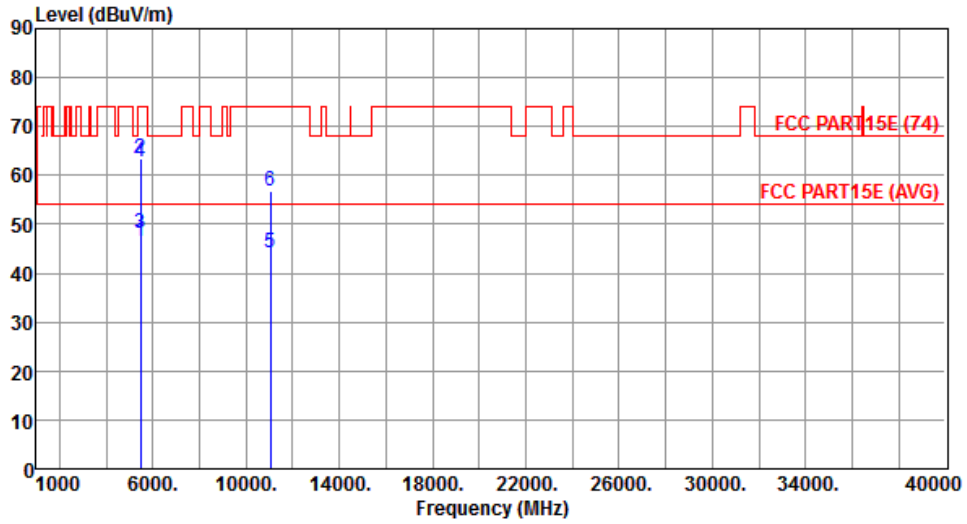
| | Freq. MHz | Emission level dBuV/m | Limit dBuV/m | Margin dB | SA reading dBuV | Factor dB | Remark | ANT High cm | Turn Table deg |
|---|--------------|-----------------------------|-----------------|--------------|-----------------------|--------------|---------|-------------------|----------------------|
| 1 | 5460.00 | 49.12 | 54.00 | -4.88 | 42.76 | 6.36 | Average | 188 | 359 |
| 2 | 5460.00 | 66.13 | 74.00 | -7.87 | 59.77 | 6.36 | Peak | 188 | 359 |
| 3 | 5470.00 | 51.98 | 54.00 | -2.02 | 45.61 | 6.37 | Average | 188 | 359 |
| 4 | 5470.00 | 65.73 | 74.00 | -8.27 | 59.36 | 6.37 | Peak | 188 | 359 |
| 5 | 11060.00 | 44.21 | 54.00 | -9.79 | 28.44 | 15.77 | Average | 161 | 208 |
| 6 | 11060.00 | 56.85 | 74.00 | -17.15 | 41.08 | 15.77 | Peak | 161 | 208 |

Note 1: Emission Level (dBuV/m) = SA Reading (dBuV/m) + Factor* (dB)

*Factor includes antenna factor , cable loss and amplifier gain

Note 2: Margin (dB) = Emission level (dBuV/m) – Limit (dBuV/m).

| | | | |
|---------------------|----------|-------------------------|------|
| Modulation | VHT80 | Test Freq. (MHz) | 5530 |
| Polarization | Vertical | | |



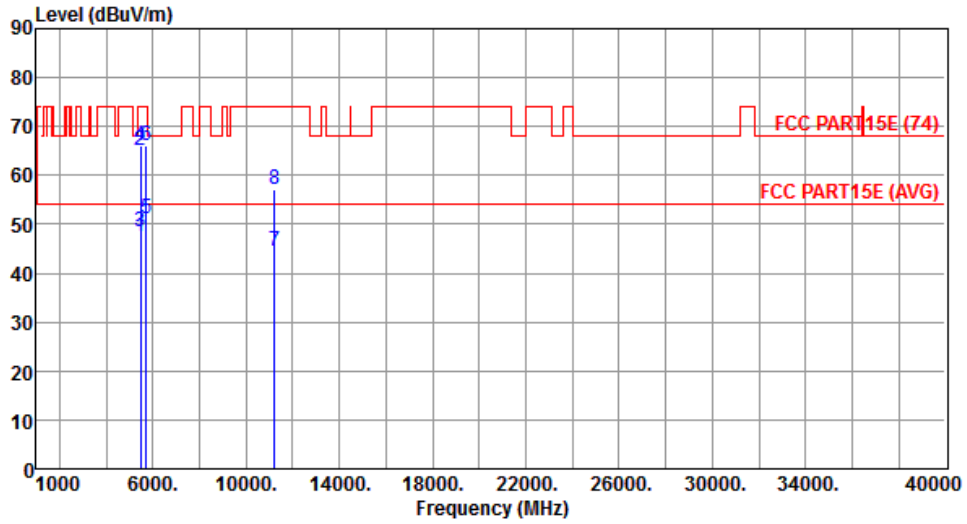
| | Freq. MHz | Emission level dBuV/m | Limit dBuV/m | Margin dB | SA reading dBuV | Factor dB | Remark | ANT High cm | Turn Table deg |
|---|--------------|-----------------------------|-----------------|--------------|-----------------------|--------------|---------|-------------------|----------------------|
| 1 | 5460.00 | 46.52 | 54.00 | -7.48 | 40.16 | 6.36 | Average | 206 | 261 |
| 2 | 5460.00 | 63.33 | 74.00 | -10.67 | 56.97 | 6.36 | Peak | 206 | 261 |
| 3 | 5470.00 | 48.25 | 54.00 | -5.75 | 41.88 | 6.37 | Average | 206 | 261 |
| 4 | 5470.00 | 62.88 | 74.00 | -11.12 | 56.51 | 6.37 | Peak | 206 | 261 |
| 5 | 11060.00 | 44.15 | 54.00 | -9.85 | 28.38 | 15.77 | Average | 175 | 183 |
| 6 | 11060.00 | 56.81 | 74.00 | -17.19 | 41.04 | 15.77 | Peak | 175 | 183 |

Note 1: Emission Level (dBuV/m) = SA Reading (dBuV/m) + Factor* (dB)

*Factor includes antenna factor , cable loss and amplifier gain

Note 2: Margin (dB) = Emission level (dBuV/m) – Limit (dBuV/m).

| | | | |
|---------------------|------------|-------------------------|------|
| Modulation | VHT80 | Test Freq. (MHz) | 5610 |
| Polarization | Horizontal | | |



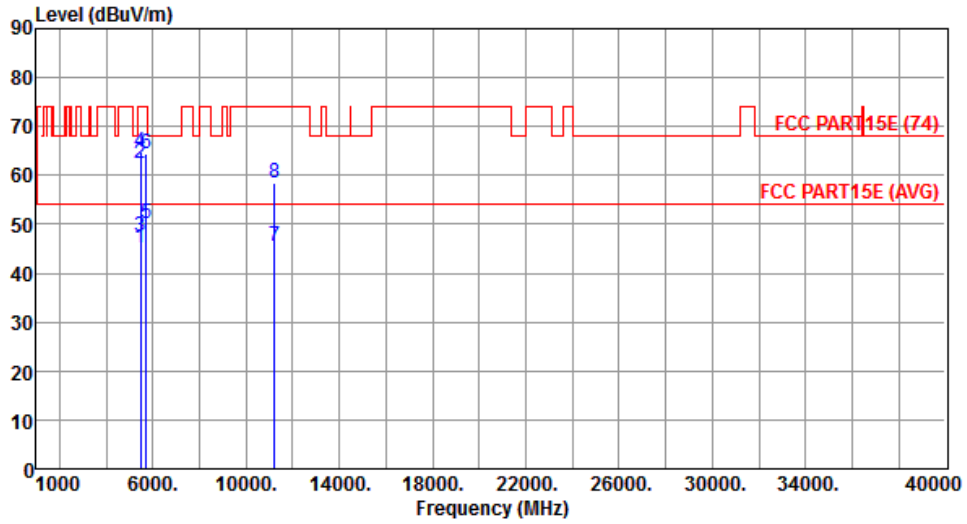
| | Freq. MHz | Emission level dBuV/m | Limit dBuV/m | Margin dB | SA reading dBuV | Factor dB | Remark | ANT High cm | Turn Table deg |
|---|--------------|-----------------------------|-----------------|--------------|-----------------------|--------------|---------|-------------------|----------------------|
| 1 | 5460.00 | 47.57 | 54.00 | -6.43 | 41.21 | 6.36 | Average | 188 | 359 |
| 2 | 5460.00 | 65.18 | 74.00 | -8.82 | 58.82 | 6.36 | Peak | 188 | 359 |
| 3 | 5470.00 | 48.62 | 54.00 | -5.38 | 42.25 | 6.37 | Average | 188 | 359 |
| 4 | 5470.00 | 65.94 | 74.00 | -8.06 | 59.57 | 6.37 | Peak | 188 | 359 |
| 5 | 5725.00 | 51.22 | 54.00 | -2.78 | 44.39 | 6.83 | Average | 188 | 359 |
| 6 | 5725.00 | 66.01 | 74.00 | -7.99 | 59.18 | 6.83 | Peak | 188 | 359 |
| 7 | 11220.00 | 44.65 | 54.00 | -9.35 | 28.79 | 15.86 | Average | 169 | 213 |
| 8 | 11220.00 | 57.24 | 74.00 | -16.76 | 41.38 | 15.86 | Peak | 169 | 213 |

Note 1: Emission Level (dBuV/m) = SA Reading (dBuV/m) + Factor* (dB)

*Factor includes antenna factor , cable loss and amplifier gain

Note 2: Margin (dB) = Emission level (dBuV/m) – Limit (dBuV/m).

| | | | |
|---------------------|----------|-------------------------|------|
| Modulation | VHT80 | Test Freq. (MHz) | 5610 |
| Polarization | Vertical | | |



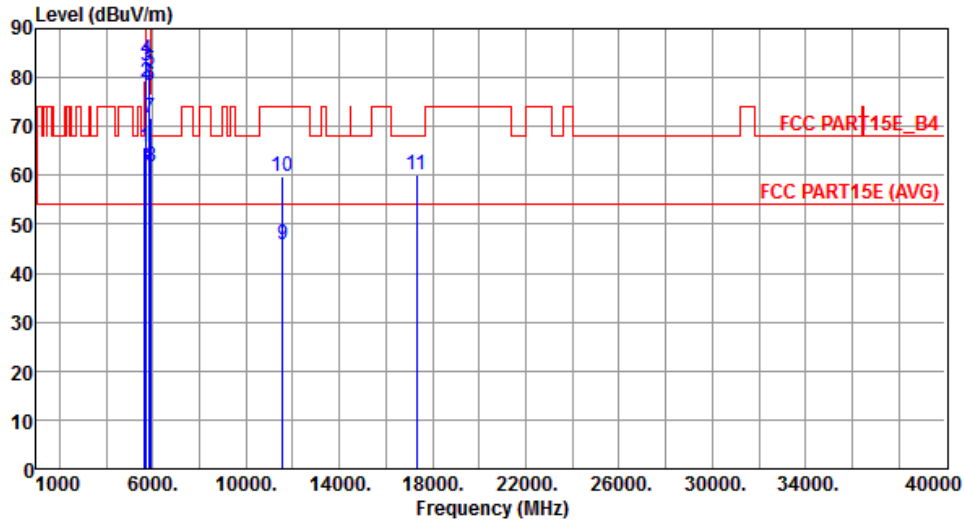
| | Freq. MHz | Emission level dBuV/m | Limit dBuV/m | Margin dB | SA reading dBuV | Factor dB | Remark | ANT High cm | Turn Table deg |
|---|--------------|-----------------------------|-----------------|--------------|-----------------------|--------------|---------|-------------------|----------------------|
| 1 | 5460.00 | 45.15 | 54.00 | -8.85 | 38.79 | 6.36 | Average | 208 | 263 |
| 2 | 5460.00 | 62.38 | 74.00 | -11.62 | 56.02 | 6.36 | Peak | 208 | 263 |
| 3 | 5470.00 | 47.44 | 54.00 | -6.56 | 41.07 | 6.37 | Average | 208 | 263 |
| 4 | 5470.00 | 64.91 | 74.00 | -9.09 | 58.54 | 6.37 | Peak | 208 | 263 |
| 5 | 5725.00 | 50.24 | 54.00 | -3.76 | 43.41 | 6.83 | Average | 208 | 263 |
| 6 | 5725.00 | 64.58 | 74.00 | -9.42 | 57.75 | 6.83 | Peak | 208 | 263 |
| 7 | 11220.00 | 45.61 | 54.00 | -8.39 | 29.75 | 15.86 | Average | 179 | 186 |
| 8 | 11220.00 | 58.49 | 74.00 | -15.51 | 42.63 | 15.86 | Peak | 179 | 186 |

Note 1: Emission Level (dBuV/m) = SA Reading (dBuV/m) + Factor* (dB)

*Factor includes antenna factor , cable loss and amplifier gain

Note 2: Margin (dB) = Emission level (dBuV/m) – Limit (dBuV/m).

| | | | |
|---------------------|------------|-------------------------|------|
| Modulation | VHT80 | Test Freq. (MHz) | 5775 |
| Polarization | Horizontal | | |



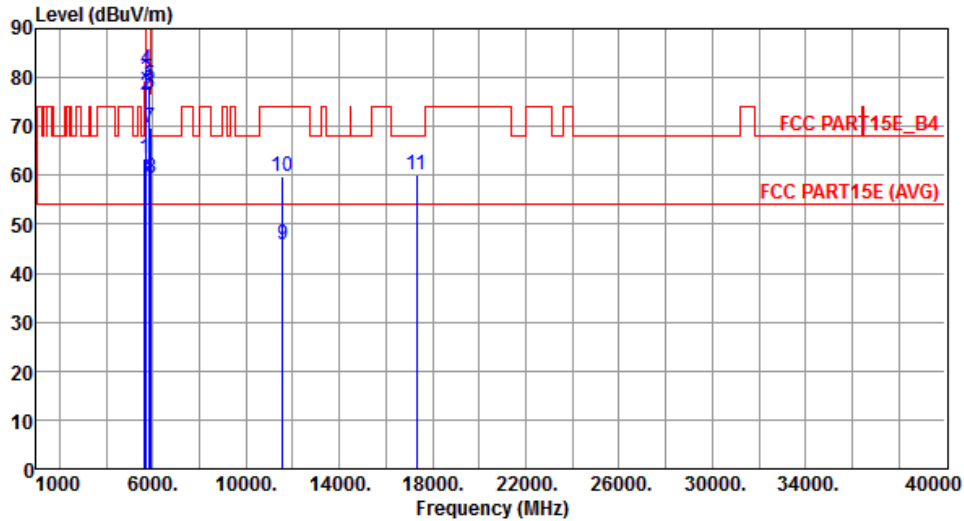
| | Freq. MHz | Emission level dBuV/m | Limit dBuV/m | Margin dB | SA reading dBuV | Factor dB | Remark | ANT High cm | Turn Table deg |
|----|--------------|-----------------------------|-----------------|--------------|-----------------------|--------------|---------|-------------------|----------------------|
| 1 | 5650.00 | 65.72 | 68.20 | -2.48 | 59.09 | 6.63 | Peak | 189 | 349 |
| 2 | 5700.00 | 79.02 | 105.20 | -26.18 | 72.25 | 6.77 | Peak | 189 | 349 |
| 3 | 5720.00 | 82.43 | 110.80 | -28.37 | 75.61 | 6.82 | Peak | 189 | 349 |
| 4 | 5725.00 | 83.80 | 122.20 | -38.40 | 76.97 | 6.83 | Peak | 189 | 349 |
| 5 | 5850.00 | 81.32 | 122.20 | -40.88 | 74.16 | 7.16 | Peak | 189 | 349 |
| 6 | 5855.00 | 78.42 | 110.80 | -32.38 | 71.24 | 7.18 | Peak | 189 | 349 |
| 7 | 5875.00 | 71.90 | 105.20 | -33.30 | 64.67 | 7.23 | Peak | 189 | 349 |
| 8 | 5925.00 | 61.88 | 68.20 | -6.32 | 54.54 | 7.34 | Peak | 189 | 349 |
| 9 | 11550.00 | 45.86 | 54.00 | -8.14 | 29.93 | 15.93 | Average | 172 | 215 |
| 10 | 11550.00 | 59.69 | 74.00 | -14.31 | 43.76 | 15.93 | Peak | 172 | 215 |
| 11 | 17325.00 | 60.21 | 68.20 | -7.99 | 41.49 | 18.72 | Peak | 175 | 216 |

Note 1: Emission Level (dBuV/m) = SA Reading (dBuV/m) + Factor* (dB)

*Factor includes antenna factor , cable loss and amplifier gain

Note 2: Margin (dB) = Emission level (dBuV/m) – Limit (dBuV/m).

| | | | |
|---------------------|----------|-------------------------|------|
| Modulation | VHT80 | Test Freq. (MHz) | 5775 |
| Polarization | Vertical | | |



| | Freq. MHz | Emission level dBuV/m | Limit dBuV/m | Margin dB | SA reading dBuV | Factor dB | Remark | ANT High cm | Turn Table deg |
|----|--------------|-----------------------------|-----------------|--------------|-----------------------|--------------|---------|-------------------|----------------------|
| 1 | 5650.00 | 63.45 | 68.20 | -4.75 | 56.82 | 6.63 | Peak | 206 | 261 |
| 2 | 5700.00 | 76.52 | 105.20 | -28.68 | 69.75 | 6.77 | Peak | 206 | 261 |
| 3 | 5720.00 | 79.28 | 110.80 | -31.52 | 72.46 | 6.82 | Peak | 206 | 261 |
| 4 | 5725.00 | 81.77 | 122.20 | -40.43 | 74.94 | 6.83 | Peak | 206 | 261 |
| 5 | 5850.00 | 78.44 | 122.20 | -43.76 | 71.28 | 7.16 | Peak | 206 | 261 |
| 6 | 5855.00 | 76.79 | 110.80 | -34.01 | 69.61 | 7.18 | Peak | 206 | 261 |
| 7 | 5875.00 | 69.68 | 105.20 | -35.52 | 62.45 | 7.23 | Peak | 206 | 261 |
| 8 | 5925.00 | 59.41 | 68.20 | -8.79 | 52.07 | 7.34 | Peak | 206 | 261 |
| 9 | 11550.00 | 45.89 | 54.00 | -8.11 | 29.96 | 15.93 | Average | 181 | 192 |
| 10 | 11550.00 | 59.71 | 74.00 | -14.29 | 43.78 | 15.93 | Peak | 181 | 192 |
| 11 | 17325.00 | 60.16 | 68.20 | -8.04 | 41.44 | 18.72 | Peak | 181 | 188 |

Note 1: Emission Level (dBuV/m) = SA Reading (dBuV/m) + Factor* (dB)

*Factor includes antenna factor , cable loss and amplifier gain

Note 2: Margin (dB) = Emission level (dBuV/m) – Limit (dBuV/m).

3.6 Frequency Stability

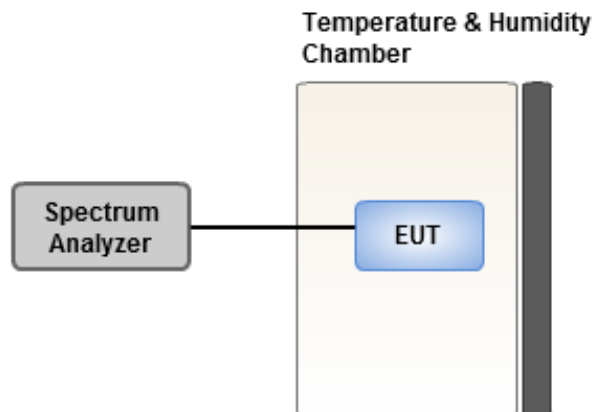
3.6.1 Limit of Frequency Stability

Manufacturers of U-NII devices are responsible for ensuring frequency stability such that an emission is maintained within the band of operation under all conditions of normal operation as specified in the user's manual.

3.6.2 Test Procedures

1. The EUT is installed in an environment test chamber with external power source.
2. Set the chamber to operate at 50 centigrade and external power source to output at nominal voltage of EUT.
3. A sufficient stabilization period at each temperature is used prior to each frequency measurement.
4. When temperature is stabled, measure the frequency stability.
5. The test shall be performed under -30 to 60 centigrade and 85 to 115 percent of the nominal voltage. Change setting of chamber and external power source to complete all conditions.

3.6.3 Test Setup



3.6.4 Test Result of Frequency Stability

| Frequency: 5320 MHz | Frequency Drift (ppm) | | | |
|------------------------|-----------------------|-----------------|-----------|-----------------|
| Temperature (°C) | 0 minute | 2 minutes | 5 minutes | 10 minutes |
| T20°CVmax | 0.44 | 1.13 | 0.33 | 0.68 |
| T20°CVmin | 0.37 | 0.36 | 0.18 | 0.20 |
| T60°CVnom | 0.80 | 0.54 | 0.64 | 1.35 |
| T50°CVnom | 0.20 | 0.73 | 0.81 | 0.94 |
| T40°CVnom | 0.41 | 0.56 | 0.39 | 0.83 |
| T30°CVnom | 0.31 | 0.45 | 0.37 | 0.39 |
| T20°CVnom | 0.06 | 0.31 | 0.55 | 0.41 |
| T10°CVnom | 0.48 | 0.77 | 0.68 | 0.73 |
| T0°CVnom | 0.32 | 0.67 | 0.31 | -0.11 |
| T-10°CVnom | 0.54 | 0.39 | 0.67 | 0.81 |
| T-20°CVnom | 0.35 | 0.40 | 0.39 | 0.75 |
| T-30°CVnom | 0.08 | 0.15 | 0.09 | 0.10 |
| Vnom [Vac]: 120 | | Vmax [Vac]: 138 | | Vmin [Vac]: 102 |
| Tnom [°C]: 20 | | Tmax [°C]: 60 | | Tmin [°C]: -30 |

| Frequency: 5785 MHz | Frequency Drift (ppm) | | | |
|------------------------|-----------------------|-----------------|-----------|-----------------|
| Temperature (°C) | 0 minute | 2 minutes | 5 minutes | 10 minutes |
| T20°CVmax | 0.03 | 0.39 | 0.04 | 0.06 |
| T20°CVmin | 0.62 | 0.79 | 0.61 | 1.21 |
| T60°CVnom | 0.43 | 0.52 | 0.67 | 1.25 |
| T50°CVnom | 0.06 | 0.39 | 0.22 | 0.39 |
| T40°CVnom | 0.44 | 0.76 | 0.70 | 1.01 |
| T30°CVnom | 0.30 | 0.49 | 0.32 | 0.34 |
| T20°CVnom | 0.33 | 1.13 | -0.08 | 0.93 |
| T10°CVnom | 0.42 | 0.57 | 0.55 | 0.90 |
| T0°CVnom | -0.19 | 0.26 | -0.49 | 0.22 |
| T-10°CVnom | 0.32 | 1.02 | 0.26 | 0.32 |
| T-20°CVnom | -0.10 | -0.20 | 0.39 | 0.56 |
| T-30°CVnom | -0.03 | -0.08 | 0.24 | 0.26 |
| Vnom [Vac]: 120 | | Vmax [Vac]: 138 | | Vmin [Vac]: 102 |
| Tnom [°C]: 20 | | Tmax [°C]: 60 | | Tmin [°C]: -30 |

4 Test laboratory information

Established in 2012, ICC provides foremost EMC & RF Testing and advisory consultation services by our skilled engineers and technicians. Our services employ a wide variety of advanced edge test equipment and one of the widest certification extents in the business.

International Certification Corp (EMC and Wireless Communication Laboratory), it is our definitive objective is to institute long term, trust-based associations with our clients. The expectation we set up with our clients is based on outstanding service, practical expertise and devotion to a certified value structure. Our passion is to grant our clients with best EMC / RF services by oriented knowledgeable and accommodating staff.

Our Test sites are located at Linkou District and Kwei Shan District. Location map can be found on our website <http://www.icertifi.com.tw>.

Linkou

Tel: 886-2-2601-1640

No. 30-2, Ding Fwu Tsuen, Lin
Kou District, New Taipei City,
Taiwan, R.O.C.

Kwei Shan

Tel: 886-3-271-8666

No. 3-1, Lane 6, Wen San 3rd St.,
Kwei Shan District, Tao Yuan City
333, Taiwan, R.O.C.

Kwei Shan Site II

Tel: 886-3-271-8640

No. 14-1, Lane 19, Wen San 3rd
St., Kwei Shan District, Tao Yuan
City 333, Taiwan, R.O.C.

If you have any suggestion, please feel free to contact us as below information.

Tel: 886-3-271-8666

Fax: 886-3-318-0155

Email: ICC_Service@icertifi.com.tw

==END==