




RADIO TEST REPORT

FCC ID : NKRATTCGW450
Equipment : 5G Residential Gateway
Brand Name : WNC
Model Name : CGW450-400
Applicant : Wistron NeWeb Corp.
20 Park Avenue II, Hsinchu Science Park, Hsinchu 308,
Taiwan, R.O.C
Manufacturer : NEWEB VIET NAM CO., LTD.
Land Lot CN01, Dong Van III Industrial zone, Dong Van
Ward, Duy Tien Town, Ha Nam Province, VietNam
Standard : 47 CFR FCC Part 15.407

The product was received on Aug. 01, 2022, and testing was started from Aug. 03, 2022 and completed on Mar. 15, 2023. We, Sporton International Inc. Hsinchu Laboratory, would like to declare that the tested sample has been evaluated in accordance with the procedures given in ANSI C63.10-2013 and shown compliance with the applicable technical standards.

The test results in this report apply exclusively to the tested model / sample. Without written approval of Sporton International Inc. Hsinchu Laboratory, the test report shall not be reproduced except in full.



Approved by: Sam Chen

Sporton International Inc. Hsinchu Laboratory
No.8, Ln. 724, Bo'ai St., Zhubei City, Hsinchu County 302010, Taiwan (R.O.C.)



Table of Contents

History of this test report.....3

Summary of Test Result.....4

1 General Description5

1.1 Information.....5

1.2 Applicable Standards11

1.3 Testing Location Information11

1.4 Measurement Uncertainty12

2 Test Configuration of EUT13

2.1 Test Channel Mode13

2.2 The Worst Case Measurement Configuration16

2.3 EUT Operation during Test17

2.4 Accessories18

2.5 Support Equipment.....18

2.6 Test Setup Diagram19

3 Transmitter Test Result23

3.1 AC Power-line Conducted Emissions23

3.2 Emission Bandwidth25

3.3 Maximum Output Power27

3.4 Power Spectral Density30

3.5 Unwanted Emissions.....33

4 Test Equipment and Calibration Data38

Appendix A. Test Results of AC Power-line Conducted Emissions

Appendix B. Test Results of Emission Bandwidth

Appendix C. Test Results of Maximum Output Power

Appendix D. Test Results of Power Spectral Density

Appendix E. Test Results of Unwanted Emissions

Appendix F. Test Results of Radiated Emission Co-location

Appendix G. Test Photos

Photographs of EUT v01



Summary of Test Result

Report Clause	Ref Std. Clause	Test Items	Result (PASS/FAIL)	Remark
1.1.2	15.203	Antenna Requirement	PASS	-
3.1	15.207	AC Power-line Conducted Emissions	PASS	-
3.2	15.407(a)	Emission Bandwidth	PASS	-
3.3	15.407(a)	Maximum Output Power	PASS	-
3.4	15.407(a)	Power Spectral Density	PASS	-
3.5	15.407(b)	Unwanted Emissions	PASS	-

Note: Reference to Sporton Project No.: 280117 - 280117-01.

Conformity Assessment Condition:

1. The test results (PASS/FAIL) with all measurement uncertainty excluded are presented against the regulation limits or in accordance with the requirements stipulated by the applicant/manufacturer who shall bear all the risks of non-compliance that may potentially occur if measurement uncertainty is taken into account.
2. The measurement uncertainty please refer to each test result in the chapter "Measurement Uncertainty".

Disclaimer:

1. The product specifications of the EUT presented in the test report that may affect the test assessments are declared by the manufacturer who shall take full responsibility for the authenticity.
2. The test configuration, test mode and test software were written in this test report are declared by the manufacturer.

Reviewed by: **Sam Chen**

Report Producer: **Sandy Chuang**



1 General Description

1.1 Information

1.1.1 RF General Information

Frequency Range (MHz)	IEEE Std. 802.11	Ch. Frequency (MHz)	Channel Number
5150-5250	a, n (HT20), ac (VHT20), ax (HEW20)	5180-5240	36-48 [4]
5250-5350		5260-5320	52-64 [4]
5470-5725		5500-5720	100-144 [12]
5725-5850		5745-5825	149-165 [5]
5150-5250	n (HT40), ac (VHT40), ax (HEW40)	5190-5230	38-46 [2]
5250-5350		5270-5310	54-62 [2]
5470-5725		5510-5710	102-142 [6]
5725-5850		5755-5795	151-159 [2]
5150-5250	ac (VHT80), ax (HEW80)	5210	42 [1]
5250-5350		5290	58 [1]
5470-5725		5530-5690	106-138 [3]
5725-5850		5775	155 [1]
5150-5350	ac (VHT160), ax (HEW160)	5250	50 [1]
5470-5725		5570	114 [1]

Band	Mode	BWch (MHz)	Nant
5.15-5.25GHz	802.11a	20	4TX
5.15-5.25GHz	802.11n HT20	20	4TX
5.15-5.25GHz	802.11n HT20-BF	20	4TX
5.15-5.25GHz	802.11ac VHT20	20	4TX
5.15-5.25GHz	802.11ac VHT20-BF	20	4TX
5.15-5.25GHz	802.11ax HEW20	20	4TX
5.15-5.25GHz	802.11ax HEW20-BF	20	4TX
5.15-5.25GHz	802.11n HT40	40	4TX
5.15-5.25GHz	802.11n HT40-BF	40	4TX
5.15-5.25GHz	802.11ac VHT40	40	4TX
5.15-5.25GHz	802.11ac VHT40-BF	40	4TX
5.15-5.25GHz	802.11ax HEW40	40	4TX
5.15-5.25GHz	802.11ax HEW40-BF	40	4TX
5.15-5.25GHz	802.11ac VHT80	80	4TX
5.15-5.25GHz	802.11ac VHT80-BF	80	4TX
5.15-5.25GHz	802.11ax HEW80	80	4TX



Band	Mode	BWch (MHz)	Nant
5.15-5.25GHz	802.11ax HEW80-BF	80	4TX
5.15-5.25GHz	802.11ac VHT160	160	4TX
5.15-5.25GHz	802.11ac VHT160-BF	160	4TX
5.15-5.25GHz	802.11ax HEW160	160	4TX
5.15-5.25GHz	802.11ax HEW160-BF	160	4TX
5.25-5.35GHz	802.11a	20	4TX
5.25-5.35GHz	802.11n HT20	20	4TX
5.25-5.35GHz	802.11n HT20-BF	20	4TX
5.25-5.35GHz	802.11ac VHT20	20	4TX
5.25-5.35GHz	802.11ac VHT20-BF	20	4TX
5.25-5.35GHz	802.11ax HEW20	20	4TX
5.25-5.35GHz	802.11ax HEW20-BF	20	4TX
5.25-5.35GHz	802.11n HT40	40	4TX
5.25-5.35GHz	802.11n HT40-BF	40	4TX
5.25-5.35GHz	802.11ac VHT40	40	4TX
5.25-5.35GHz	802.11ac VHT40-BF	40	4TX
5.25-5.35GHz	802.11ax HEW40	40	4TX
5.25-5.35GHz	802.11ax HEW40-BF	40	4TX
5.25-5.35GHz	802.11ac VHT80	80	4TX
5.25-5.35GHz	802.11ac VHT80-BF	80	4TX
5.25-5.35GHz	802.11ax HEW80	80	4TX
5.25-5.35GHz	802.11ax HEW80-BF	80	4TX
5.25-5.35GHz	802.11ac VHT160	160	4TX
5.25-5.35GHz	802.11ac VHT160-BF	160	4TX
5.25-5.35GHz	802.11ax HEW160	160	4TX
5.25-5.35GHz	802.11ax HEW160-BF	160	4TX
5.47-5.725GHz	802.11a	20	4TX
5.47-5.725GHz	802.11n HT20	20	4TX
5.47-5.725GHz	802.11n HT20-BF	20	4TX
5.47-5.725GHz	802.11ac VHT20	20	4TX
5.47-5.725GHz	802.11ac VHT20-BF	20	4TX
5.47-5.725GHz	802.11ax HEW20	20	4TX
5.47-5.725GHz	802.11ax HEW20-BF	20	4TX
5.47-5.725GHz	802.11n HT40	40	4TX
5.47-5.725GHz	802.11n HT40-BF	40	4TX
5.47-5.725GHz	802.11ac VHT40	40	4TX
5.47-5.725GHz	802.11ac VHT40-BF	40	4TX
5.47-5.725GHz	802.11ax HEW40	40	4TX
5.47-5.725GHz	802.11ax HEW40-BF	40	4TX
5.47-5.725GHz	802.11ac VHT80	80	4TX



Band	Mode	BWch (MHz)	Nant
5.47-5.725GHz	802.11ac VHT80-BF	80	4TX
5.47-5.725GHz	802.11ax HEW80	80	4TX
5.47-5.725GHz	802.11ax HEW80-BF	80	4TX
5.47-5.725GHz	802.11ac VHT160	160	4TX
5.47-5.725GHz	802.11ac VHT160-BF	160	4TX
5.47-5.725GHz	802.11ax HEW160	160	4TX
5.47-5.725GHz	802.11ax HEW160-BF	160	4TX
5.725-5.85GHz	802.11a	20	4TX
5.725-5.85GHz	802.11n HT20	20	4TX
5.725-5.85GHz	802.11n HT20-BF	20	4TX
5.725-5.85GHz	802.11ac VHT20	20	4TX
5.725-5.85GHz	802.11ac VHT20-BF	20	4TX
5.725-5.85GHz	802.11ax HEW20	20	4TX
5.725-5.85GHz	802.11ax HEW20-BF	20	4TX
5.725-5.85GHz	802.11n HT40	40	4TX
5.725-5.85GHz	802.11n HT40-BF	40	4TX
5.725-5.85GHz	802.11ac VHT40	40	4TX
5.725-5.85GHz	802.11ac VHT40-BF	40	4TX
5.725-5.85GHz	802.11ax HEW40	40	4TX
5.725-5.85GHz	802.11ax HEW40-BF	40	4TX
5.725-5.85GHz	802.11ac VHT80	80	4TX
5.725-5.85GHz	802.11ac VHT80-BF	80	4TX
5.725-5.85GHz	802.11ax HEW80	80	4TX
5.725-5.85GHz	802.11ax HEW80-BF	80	4TX

Note:

- ◆ 11a, HT20 and HT40 use a combination of OFDM-BPSK, QPSK, 16QAM, 64QAM modulation.
- ◆ VHT20, VHT40, VHT80 and VHT160 use a combination of OFDM-BPSK, QPSK, 16QAM, 64QAM, 256QAM modulation.
- ◆ HEW20, HEW40, HEW80 and HEW160 use a combination of OFDMA-BPSK, QPSK, 16QAM, 64QAM, 256QAM, 1024QAM modulation.
- ◆ BWch is the nominal channel bandwidth.



1.1.2 Antenna Information

Ant.	Port		Brand	Model Name	Antenna Type	Connector	Modes of Operation
	2.4GHz	5GHz					
1	1	1	WNC	48XKAC42	Dipole	I-PEX	WLAN 2.4GHz, 5GHz UNII 1~3
2	2	2	WNC	48XKAC3F	Dipole	I-PEX	
3	3	3	WNC	48XKAC45	Dipole	I-PEX	
4	4	4	WNC	48XKAC46	Dipole	I-PEX	
5	-	5	WNC	48XKAC3H	Dipole	I-PEX	WLAN 5GHz UNII 2C
6	-	-	WNC	48XKAC3L	Dipole	I-PEX	WWAN full band
7	-	-	WNC	48XKAC3P	Dipole	I-PEX	
8	-	-	WNC	48XKAC3R	Dipole	I-PEX	
9	-	-	WNC	48XKAC3X	Dipole	I-PEX	WWAN dual band
10	-	-	WNC	48XKAC3J	Dipole	I-PEX	
11	-	-	WNC	48XKAC3K	Dipole	I-PEX	WWAN single band
12	-	-	WNC	48XKAC3Y	Dipole	I-PEX	
13	-	-	WNC	48XKAC3Z	Dipole	I-PEX	

Note 1: <WLAN Antenna Gain>

Ant.	Antenna Gain (dBi)				
	2.4GHz	5GHz UNII 1	5GHz UNII 2A	5GHz UNII 2C	5GHz UNII 3
1	4.48	4.76	4.98	5.04	4.67
2	3.97	2.47	3.56	5.02	5.63
3	3.69	3.02	3.54	4.16	4.1
4	2.02	2.2	3.17	4.01	3.22
5	-	-	-	4.54	-

<Directional Gain>

Item	Directional Gain (dBi)				
	2.4GHz	5GHz UNII 1	5GHz UNII 2A	5GHz UNII 2C	5GHz UNII 3
4T1S	6.22	5.96	6.11	5.91	6.41

<WWAN Antenna Gain>

Freq.	Antenna Gain (dBi)									
	700 MHz	780 MHz	850 MHz	1800 MHz	2100 MHz	2300 MHz	3300 MHz	4200 MHz		
6	1.7	2.1	3.8	2.8	2.6	5.6	5.0	2.2		
7	2.2	2.8	0.9	3.9	2.4	3.9	4.5	3.4		
Freq.	1800 MHz		2100 MHz		2300 MHz		3300 MHz		4200 MHz	
8	4.1		3.2		3.3		2.8		3.1	
9	3.3		4.1		4.2		3.6		3.5	
10	2.8		3.6		2.7		5.2		4.5	
Freq.	3300 MHz				4200 MHz					
11	4.2				3.6					
12	4.2				3.7					
13	3.0				3.0					



Note1: The above information (except Ant.1~4 antenna gain) was declared by manufacturer.

Note2: WLAN 2.4GHz/5GHz directional gain is measured which follows the procedure of KDB 662911 D03.

Note3: **For WLAN 2.4GHz function:**

For IEEE 802.11 b/g/n/VHT/ax (4TX/4RX):

Port 1, Port 2, Port 3 and Port 4 can be used as transmitting/receiving antenna.

Port 1, Port 2, Port 3 and Port 4 could transmit/receive simultaneously.

For WLAN 5GHz function:

For IEEE 802.11a/n/ac/ax (4TX/5RX that it includes 1RX for UNII 2C):

Port 1, Port 2, Port 3 and Port 4 can be used as transmitting/receiving antenna.

Port 1, Port 2, Port 3, Port 4 and Port 5 could transmit/receive simultaneously.

1.1.3 Mode Test Duty Cycle

<Non-beamforming mode>

Mode	DC	DCF(dB)	T(s)	VBW(Hz) ≥ 1/T
802.11a	0.948	0.23	2.065m	1k
802.11ax HEW20	0.937	0.28	1.489m	1k
802.11ax HEW40	0.874	0.58	781.25u	3k
802.11ax HEW80	0.969	0.14	3.62m	300
802.11ax HEW160	0.889	0.51	236.375u	10k

<Beamforming mode>

Mode	DC	DCF(dB)	T(s)	VBW(Hz) ≥ 1/T
802.11ax HEW20-BF	0.956	0.2	2.926ms	1k
802.11ax HEW40-BF	0.963	0.16	4.365ms	300
802.11ax HEW80-BF	0.963	0.16	4.147ms	300
802.11ax HEW160-BF	0.949	0.23	4.819ms	300

Note:

- ◆ DC is Duty Cycle.
- ◆ DCF is Duty Cycle Factor.



1.1.4 EUT Operational Condition

EUT Power Type	From power adapter		
Beamforming Function	<input checked="" type="checkbox"/> With beamforming	<input checked="" type="checkbox"/> Without beamforming	
	The product has beamforming function for 11n/VHT/ax in 2.4GHz and 11n/ac/ax in 5GHz.		
Weather Band	<input checked="" type="checkbox"/> With 5600~5650MHz	<input type="checkbox"/> Without 5600~5650MHz	
Function	<input type="checkbox"/> Outdoor P2M	<input checked="" type="checkbox"/> Indoor P2M	
	<input type="checkbox"/> Fixed P2P	<input type="checkbox"/> Client	
	<input checked="" type="checkbox"/> Point-to-multipoint	<input type="checkbox"/> Point-to-point	
TPC Function	<input checked="" type="checkbox"/> With TPC	<input type="checkbox"/> Without TPC	
Channel Puncturing Function	<input type="checkbox"/> Supported	<input checked="" type="checkbox"/> Unsupported	
Support RU	<input checked="" type="checkbox"/> Full RU	<input type="checkbox"/> Partial RU	
Test Software Version	Mtool_3.2.1.4		

Note: The above information was declared by manufacturer.

1.1.5 Table for Certified WWAN Module Information

Brand Name	Model Name	FCC ID	Bands
WNC	IMQC	NKRIMQC	4G Band (LTE): B2/B5/B12/B14/B30/B66 5G Band (NR): n2/n5/n12/n30/n66/n77(3450~3550MHz)/n77(3700~3980MHz)

Note: The above information was declared by manufacturer.



1.2 Applicable Standards

According to the specifications of the manufacturer, the EUT must comply with the requirements of the following standards:

- ◆ 47 CFR FCC Part 15
- ◆ ANSI C63.10-2013
- ◆ FCC KDB 789033 D02 v02r01

The following reference test guidance is not within the scope of accreditation of TAF.

- ◆ FCC KDB 662911 D03 v01
- ◆ FCC KDB 412172 D01 v01r01
- ◆ FCC KDB 414788 D01 v01r01

1.3 Testing Location Information

Testing Location Information	
Test Lab. : Sporton International Inc. Hsinchu Laboratory	
Hsinchu	ADD: No.8, Ln. 724, Bo'ai St., Zhubei City, Hsinchu County 302010, Taiwan (R.O.C.)
(TAF: 3787)	TEL: 886-3-656-9065 FAX: 886-3-656-9085
	Test site Designation No. TW3787 with FCC.
	Conformity Assessment Body Identifier (CABID) TW3787 with ISED.

Test Condition	Test Site No.	Test Engineer	Test Environment (°C / %)	Test Date
RF Conducted	TH02-CB	Jay Lo	23.1-23.9 / 52-59	Aug. 04, 2022~ Sep. 19, 2022
Radiated <Below 1GHz and Co-location>	03CH05-CB	Jackson Peng	23.8~24.9 / 55~58	Mar. 13, 2023~ Mar. 15, 2023
Radiated <Bandedge_Non Beamforming: HEW20_CH140、HEW40_CH38/CH62、 HEW80_CH42、HEW160_CH50/CH114>	03CH02-CB		22.1~23.1 / 59~64	Mar. 13, 2023~ Mar. 15, 2023
Radiated <Above 1GHz: Other tests>	03CH02-CB	Stim Sung	25.1~25.7 / 61~64	Aug. 03, 2022~ Sep. 16, 2022
	03CH03-CB		24.9~26.7 / 61~64	
AC Conduction	CO01-CB	Elvin Yeh	22~23 / 50~51	Mar. 15, 2023



1.4 Measurement Uncertainty

ISO/IEC 17025 requires that an estimate of the measurement uncertainties associated with the emissions test results be included in the report. The measurement uncertainties given below are based on a 95% confidence level (based on a coverage factor (k=2))

Test Items	Uncertainty	Remark
Conducted Emission (150kHz ~ 30MHz)	3.4 dB	Confidence levels of 95%
Radiated Emission (9kHz ~ 30MHz)	3.4 dB	Confidence levels of 95%
Radiated Emission (30MHz ~ 1,000MHz)	5.6 dB	Confidence levels of 95%
Radiated Emission (1GHz ~ 18GHz)	5.2 dB	Confidence levels of 95%
Radiated Emission (18GHz ~ 40GHz)	4.7 dB	Confidence levels of 95%
Conducted Emission	3.2 dB	Confidence levels of 95%
Output Power Measurement	0.8 dB	Confidence levels of 95%
Power Density Measurement	3.2 dB	Confidence levels of 95%
Bandwidth Measurement	2.0 %	Confidence levels of 95%



2 Test Configuration of EUT

2.1 Test Channel Mode

Non-beamforming mode

Mode	Power Setting
802.11a_Nss1,(6Mbps)_4TX	-
5180MHz	92
5200MHz	95
5240MHz	93
5260MHz	67
5300MHz	67
5320MHz	68
5500MHz	69
5580MHz	70
5700MHz	63
5720MHz Straddle 5.47-5.725GHz	69
5720MHz Straddle 5.725-5.85GHz	69
5745MHz	96
5785MHz	98
5825MHz	99
802.11ax HEW20_Nss1,(MCS0)_4TX	-
5180MHz	90
5200MHz	95
5240MHz	94
5260MHz	68
5300MHz	69
5320MHz	70
5500MHz	70
5580MHz	71
5700MHz	59
5720MHz Straddle 5.47-5.725GHz	70
5720MHz Straddle 5.725-5.85GHz	70
5745MHz	98
5785MHz	98
5825MHz	99
802.11ax HEW40_Nss1,(MCS0)_4TX	-
5190MHz	71
5230MHz	92
5270MHz	68
5310MHz	65



Mode	Power Setting
5510MHz	69
5550MHz	69
5670MHz	71
5710MHz Straddle 5.47-5.725GHz	70
5710MHz Straddle 5.725-5.85GHz	70
5755MHz	97
5795MHz	97
802.11ax HEW80_Nss1,(MCS0)_4TX	-
5210MHz	71
5290MHz	70
5530MHz	71
5610MHz	72
5690MHz Straddle 5.47-5.725GHz	70
5690MHz Straddle 5.725-5.85GHz	70
5775MHz	89
802.11ax HEW160_Nss1,(MCS0)_4TX	-
5250MHz Straddle 5.15-5.25GHz	61
5250MHz Straddle 5.25-5.35GHz	61
5570MHz	61

Beamforming mode

Mode	Power Setting
802.11ax HEW20-BF_Nss1,(MCS0)_4TX	-
5180MHz	89
5200MHz	95
5240MHz	94
5260MHz	68
5300MHz	69
5320MHz	70
5500MHz	70
5580MHz	71
5700MHz	63
5720MHz Straddle 5.47-5.725GHz	70
5720MHz Straddle 5.725-5.85GHz	70
5745MHz	96
5785MHz	96
5825MHz	101
802.11ax HEW40-BF_Nss1,(MCS0)_4TX	-
5190MHz	86
5230MHz	93



Mode	Power Setting
5270MHz	68
5310MHz	70
5510MHz	69
5550MHz	69
5670MHz	71
5710MHz Straddle 5.47-5.725GHz	70
5710MHz Straddle 5.725-5.85GHz	70
5755MHz	94
5795MHz	96
802.11ax HEW80-BF_Nss1,(MCS0)_4TX	-
5210MHz	80
5290MHz	70
5530MHz	71
5610MHz	72
5690MHz Straddle 5.47-5.725GHz	70
5690MHz Straddle 5.725-5.85GHz	70
5775MHz	83
802.11ax HEW160-BF_Nss1,(MCS0)_4TX	-
5250MHz Straddle 5.15-5.25GHz	75
5250MHz Straddle 5.25-5.35GHz	75
5570MHz	70

Note : Evaluated HEW20/HEW40/HEW80/HEW160 mode only due to the similar modulation.
The power setting of HT20/HT40/VHT20/VHT40/VHT80/VHT160 mode are the same or lower than HEW20/HEW40/HEW80/HEW160.



2.2 The Worst Case Measurement Configuration

The Worst Case Mode for Following Conformance Tests	
Tests Item	AC power-line conducted emissions
Condition	AC power-line conducted measurement for line and neutral Test Voltage: 120Vac / 60Hz
Operating Mode	CTX
1	EUT_WLAN 2.4GHz
2	EUT_WLAN 5GHz
For operating mode 1 is the worst case and it was record in this test report.	

The Worst Case Mode for Following Conformance Tests	
Tests Item	Emission Bandwidth Maximum Output Power Power Spectral Density
Test Condition	Conducted measurement at transmit chains

The Worst Case Mode for Following Conformance Tests	
Tests Item	Unwanted Emissions
Test Condition	Radiated measurement If EUT consist of multiple antenna assembly (multiple antenna are used in EUT regardless of spatial multiplexing MIMO configuration), the radiated test should be performed with highest antenna gain of each antenna type.
Operating Mode < 1GHz	CTX
The EUT was performed at X axis, Y axis and Z axis position for Radiated measurement<Above 1GHz>, and the worst case was found at X axis position for 2.4GHz and Y axis position for 5GHz. So the measurement will follow this same test configuration.	
1	EUT in X axis_WLAN 2.4GHz
2	EUT in Y axis_WLAN 5GHz
For operating mode 2 is the worst case and it was record in this test report.	
Operating Mode > 1GHz	CTX
The EUT was performed at X axis, Y axis and Z axis position, and the worst case was found at Y axis. So the measurement will follow this same test configuration.	
1	EUT in Y axis



The Worst Case Mode for Following Conformance Tests	
Tests Item	Simultaneous Transmission Analysis - Radiated Emission Co-location
Test Condition	Radiated measurement
Operating Mode	Normal Link
The EUT was performed at X axis, Y axis and Z axis position. EUT Y axis has been evaluated to be the worst case at Emissions in Radiated measurement <Above 1GHz> ; thus, the measurement will follow this same test configuration.	
1	EUT in Y axis_WLAN 2.4GHz + WLAN 5GHz
Refer to Appendix F for Radiated Emission Co-location.	

The Worst Case Mode for Following Conformance Tests	
Tests Item	Simultaneous Transmission Analysis - Co-location RF Exposure Evaluation
Operating Mode	
1	WLAN 2.4GHz + WLAN 5GHz + WWAN
Refer to Sporton Test Report No.: FA280117-05 for Co-location RF Exposure Evaluation.	

2.3 EUT Operation during Test

non-beamforming mode:

The EUT was programmed to be in continuously transmitting mode.

beamforming mode:

For Conducted Mode:

The EUT was programmed to be in continuously transmitting mode.

For Radiated Mode:

During the test, the following programs under WIN 7 were executed.

The program was executed as follows:

1. During the test, the EUT operation to normal function.
2. Executed command fixed test channel under Mtool_3.2.1.4.
3. Executed "Lantest.exe" to link with the remote workstation to transmit and receive packet by WLAN module and transmit duty cycle no less than 98%.



2.4 Accessories

Accessories			
Equipment Name	Brand Name	Model Name	Rating
AC Adapter	AT&T	EPS72R0-16	INPUT: 120V~1.8A, 60Hz OUTPUT: 12V, 6A, 72W

2.5 Support Equipment

For AC Conduction:

Support Equipment				
No.	Equipment	Brand Name	Model Name	FCC ID
A	1G LAN NB	DELL	E6430	N/A
B	SIM Card	Anritsu	N/A	N/A
C	Flash disk3.0	TDK	TF30	N/A

For Radiated (below 1GHz):

Support Equipment				
No.	Equipment	Brand Name	Model Name	FCC ID
A	NB	DELL	E4300	N/A

For RF Conducted:

Support Equipment				
No.	Equipment	Brand Name	Model Name	FCC ID
A	NB	DELL	E4300	N/A

For Radiated (above 1GHz):

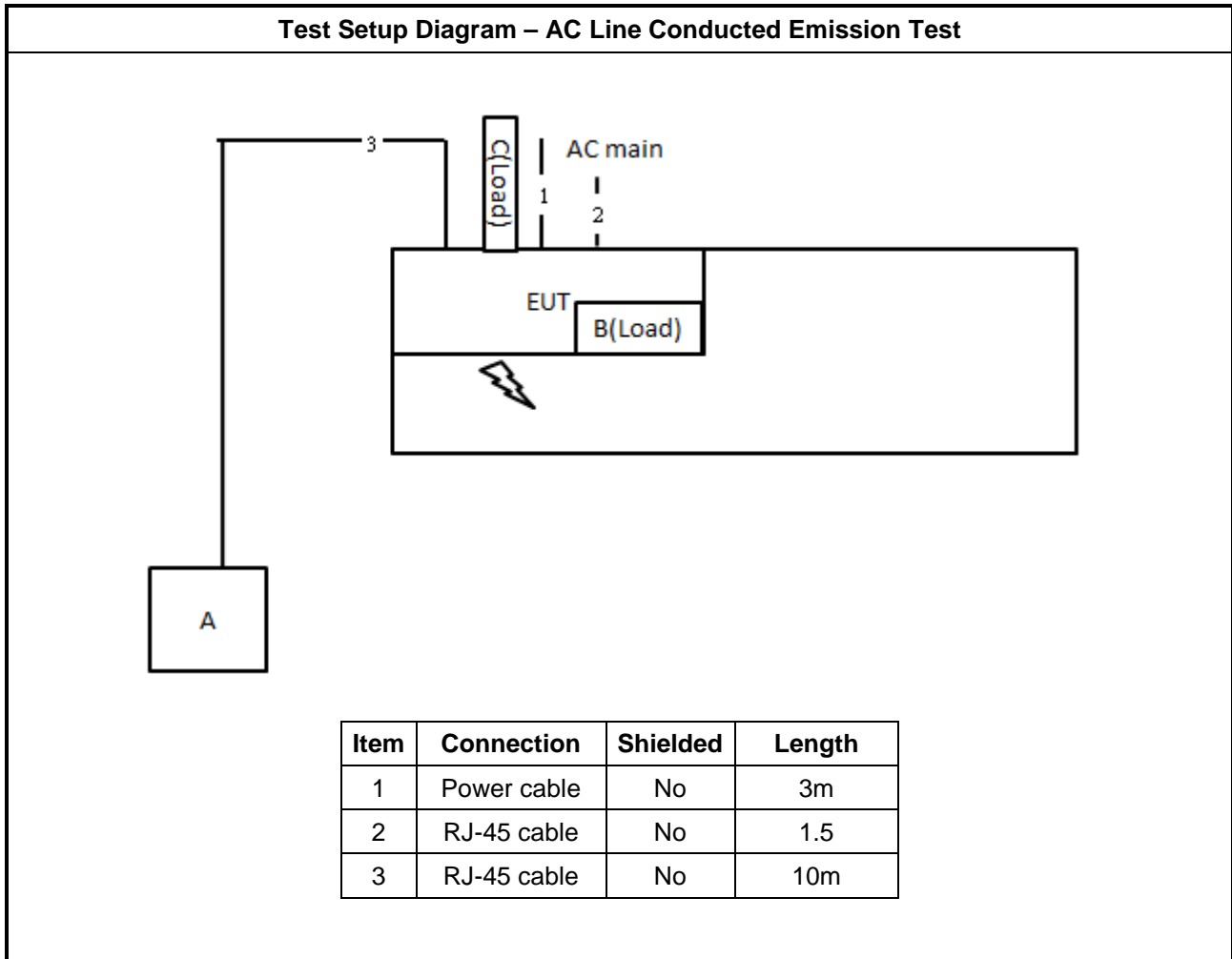
Non-beamforming mode

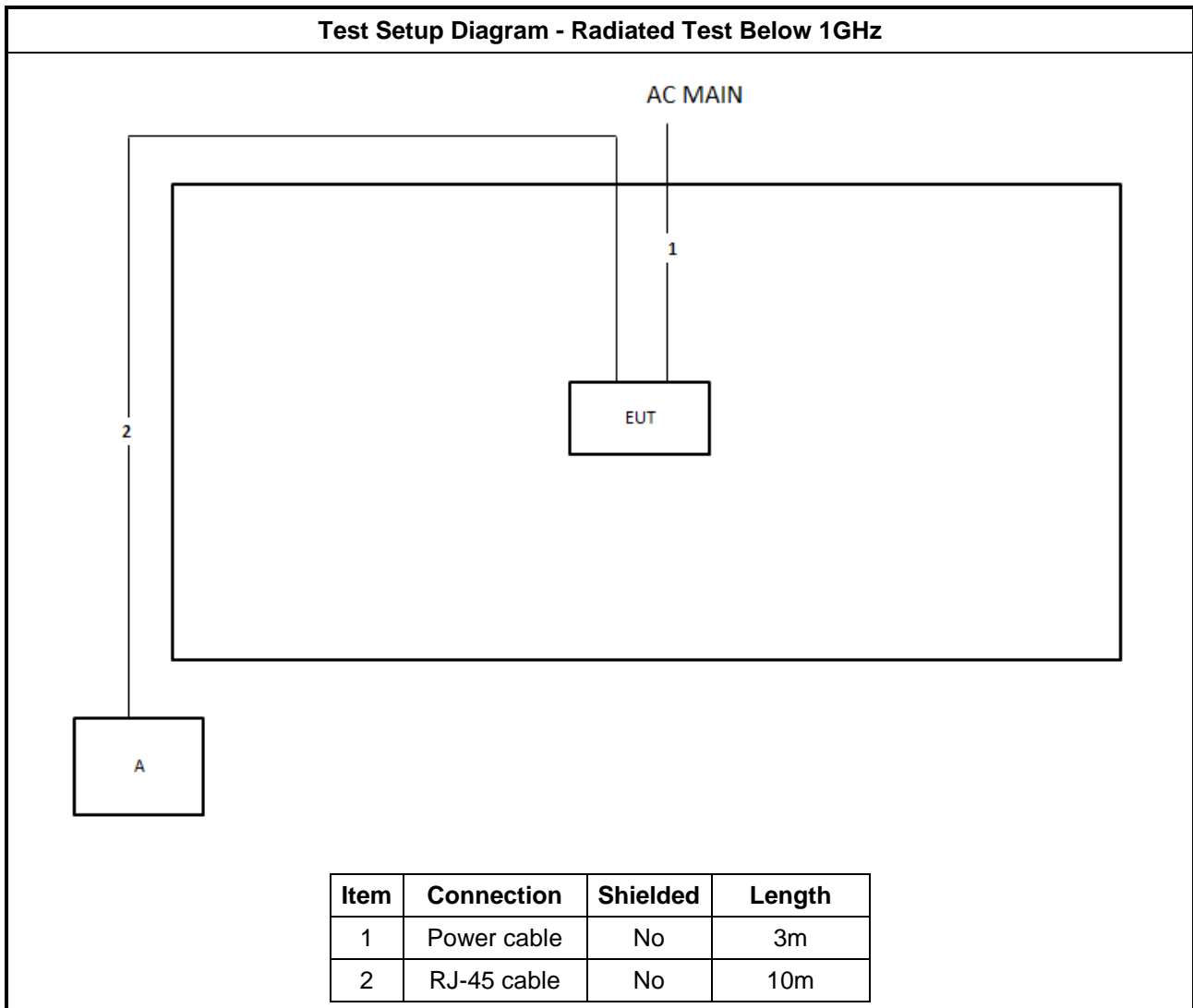
Support Equipment				
No.	Equipment	Brand Name	Model Name	FCC ID
A	NB	DELL	E4300	N/A

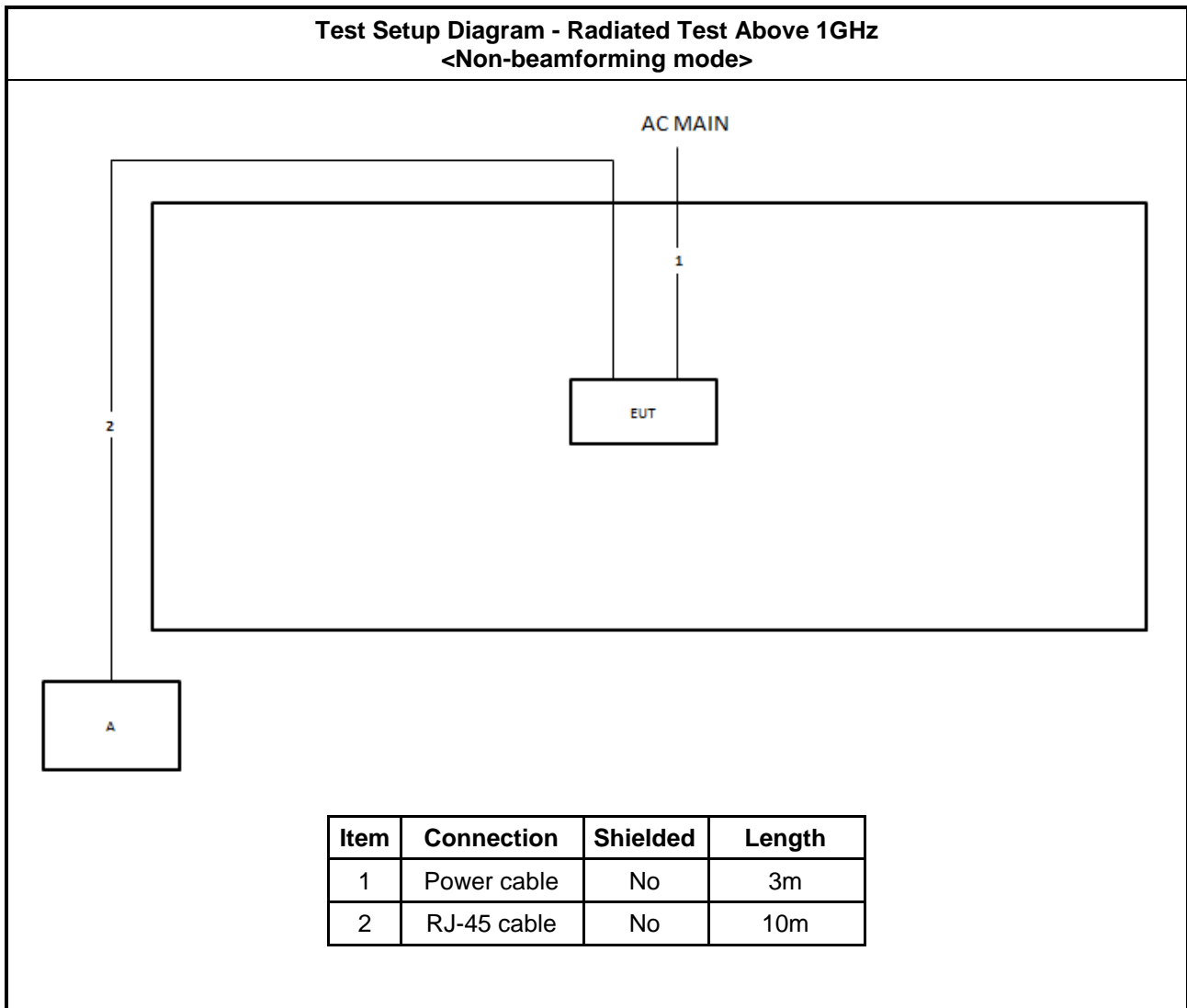
Beamforming mode

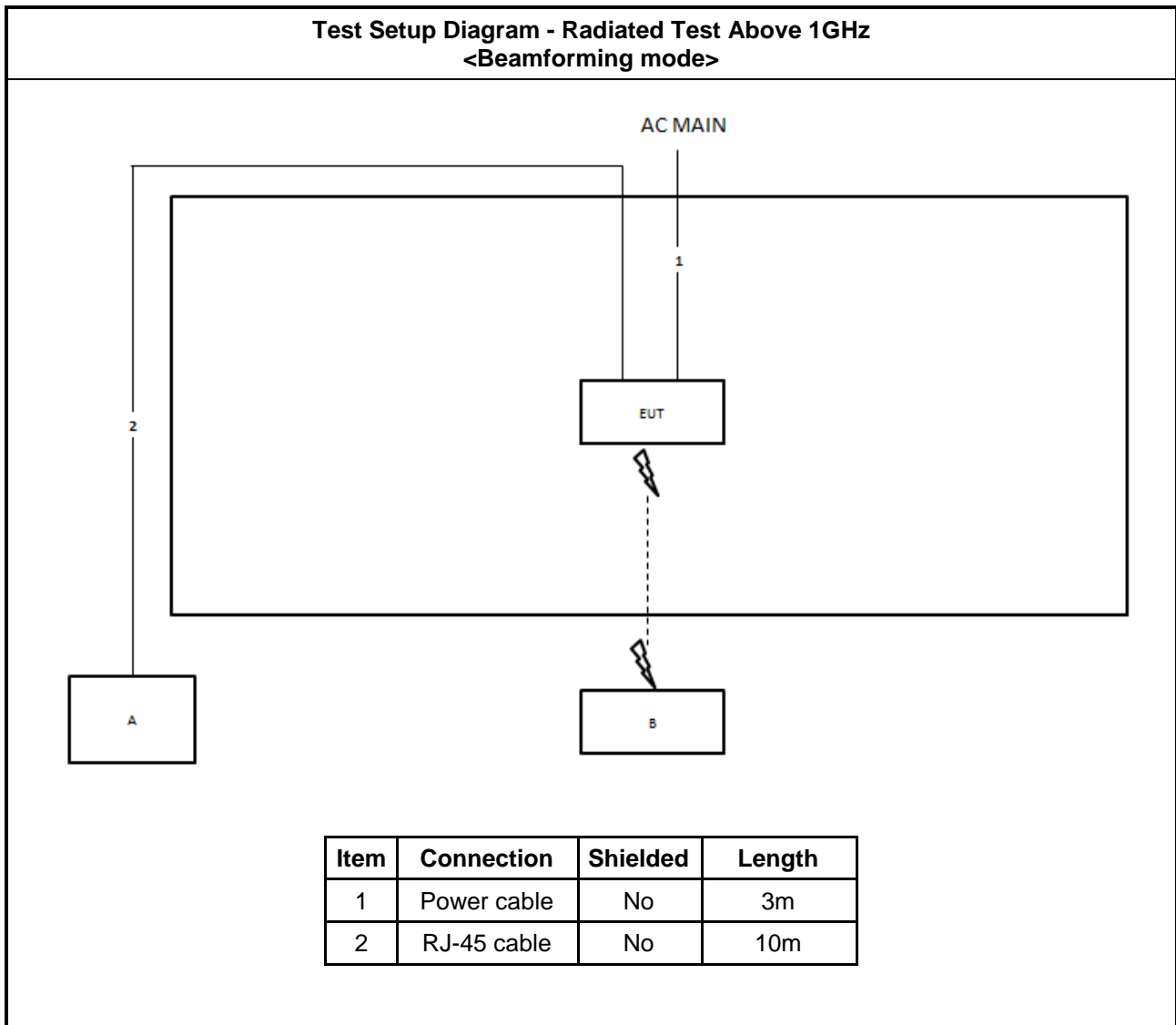
Support Equipment				
No.	Equipment	Brand Name	Model Name	FCC ID
A	NB	DELL	E4300	N/A
B	WLAN module	Intel	AX210NGW	PD9AX210NG

2.6 Test Setup Diagram











3 Transmitter Test Result

3.1 AC Power-line Conducted Emissions

3.1.1 AC Power-line Conducted Emissions Limit

AC Power-line Conducted Emissions Limit		
Frequency Emission (MHz)	Quasi-Peak	Average
0.15-0.5	66 - 56 *	56 - 46 *
0.5-5	56	46
5-30	60	50

Note 1: * Decreases with the logarithm of the frequency.

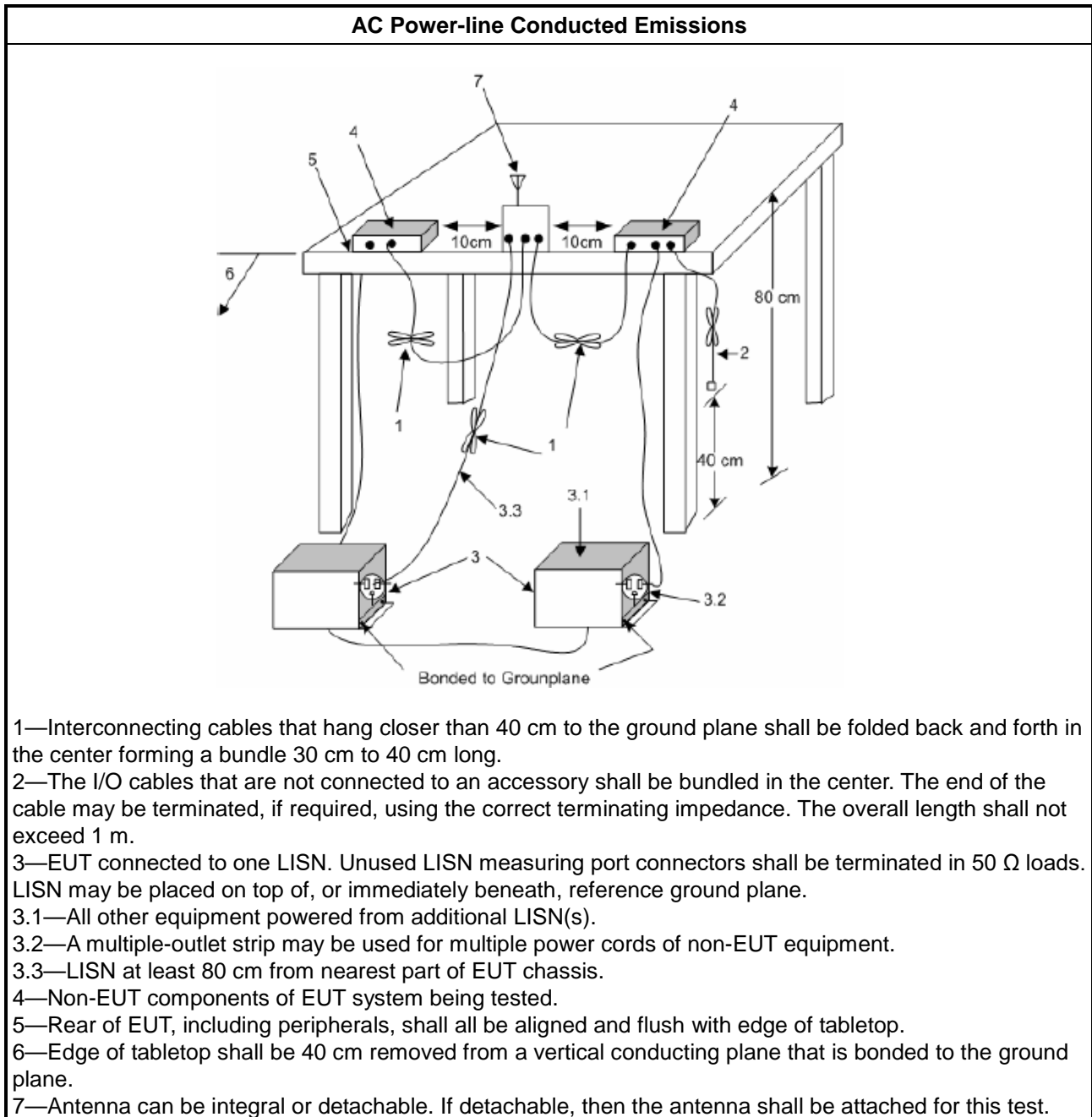
3.1.2 Measuring Instruments

Refer a test equipment and calibration data table in this test report.

3.1.3 Test Procedures

Test Method
<input checked="" type="checkbox"/> Refer as ANSI C63.10-2013, clause 6.2 for AC power-line conducted emissions.

3.1.4 Test Setup



3.1.5 Measurement Results Calculation

The measured Level is calculated using:

- a. Corrected Reading: LISN Factor (LISN) + Attenuator (AT/AUX) + Cable Loss (CL) + Read Level (Raw) = Level
- b. Margin = -Limit + Level

3.1.6 Test Result of AC Power-line Conducted Emissions

Refer as Appendix A



3.2 Emission Bandwidth

3.2.1 Emission Bandwidth Limit

Emission Bandwidth Limit	
UNII Devices	
<input checked="" type="checkbox"/>	For the 5.15-5.25 GHz band, N/A
<input checked="" type="checkbox"/>	For the 5.25-5.35 GHz band, the maximum conducted output power shall not exceed the lesser of 250 mW or 11 dBm + 10 log B, where B is the 26 dB emission bandwidth in MHz.
<input checked="" type="checkbox"/>	For the 5.47-5.725 GHz band, the maximum conducted output power shall not exceed the lesser of 250 mW or 11 dBm + 10 log B, where B is the 26 dB emission bandwidth in MHz.
<input checked="" type="checkbox"/>	For the 5.725-5.85 GHz band, 26 dB emission bandwidth ,N/A. 6 dB emission bandwidth ≥ 500kHz.
<input type="checkbox"/>	For the 5.85-5.895 GHz band, 26 dB emission bandwidth ,N/A. 6 dB emission bandwidth ≥ 500kHz.
LE-LAN Devices	
<input type="checkbox"/>	For the band 5.15-5.25 GHz, the maximum e.i.r.p. shall not exceed 200 mW or 10 + 10 log B, dBm, whichever power is less. B is the 99% emission bandwidth in MHz.
<input type="checkbox"/>	For the 5.25-5.35 GHz band, the maximum e.i.r.p. shall not exceed 1.0 W or 17 + 10 log B, dBm, whichever power is less. B is the 99% emission bandwidth in MHz
<input type="checkbox"/>	For the 5.47-5.6 GHz band and 5.65-5.725 GHz band, the maximum e.i.r.p. shall not exceed 1.0 W or 17 + 10 log B, dBm, whichever power is less. B is the 99% emission bandwidth in MHz
<input type="checkbox"/>	For the 5.725-5.85 GHz band, 6 dB emission bandwidth ≥ 500kHz.

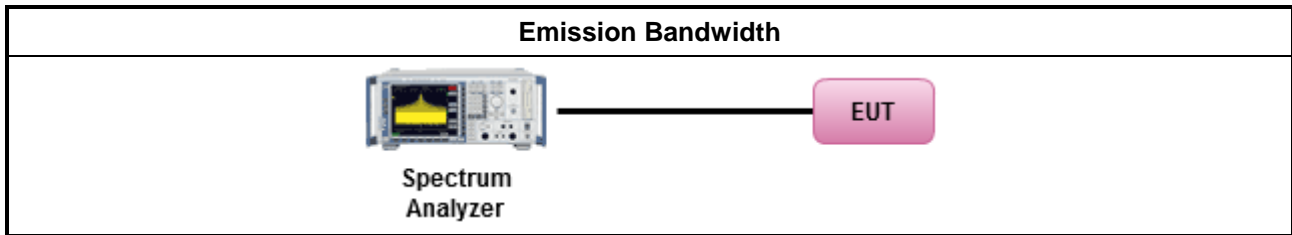
3.2.2 Measuring Instruments

Refer a test equipment and calibration data table in this test report.

3.2.3 Test Procedures

Test Method	
▪ For the emission bandwidth shall be measured using one of the options below:	
<input checked="" type="checkbox"/>	Refer as FCC KDB 789033 D02, clause C for EBW and clause D for OBW measurement.
<input type="checkbox"/>	Refer as ANSI C63.10, clause 6.9.1 for occupied bandwidth testing.
<input type="checkbox"/>	Refer as IC RSS-Gen, clause 4.6 for bandwidth testing.

3.2.4 Test Setup



3.2.5 Test Result of Emission Bandwidth

Refer as Appendix B



3.3 Maximum Output Power

3.3.1 Limit

Maximum Output Power Limit	
UNII Devices	
<input checked="" type="checkbox"/> For the 5.15-5.25 GHz band:	
	<ul style="list-style-type: none"> ▪ Outdoor AP: the maximum conducted output power (P_{Out}) shall not exceed the lesser of 1 W. If $G_{TX} > 6$ dBi, then $P_{Out} = 30 - (G_{TX} - 6)$. e.i.r.p. at any elevation angle above 30 degrees $\leq 125mW$ [21dBm] ▪ Indoor AP: the maximum conducted output power (P_{Out}) shall not exceed the lesser of 1 W. If $G_{TX} > 6$ dBi, then $P_{Out} = 30 - (G_{TX} - 6)$ ▪ Point-to-point AP: the maximum conducted output power (P_{Out}) shall not exceed the lesser of 1 W. If $G_{TX} > 23$ dBi, then $P_{Out} = 30 - (G_{TX} - 23)$. ▪ Mobile or Portable Client: the maximum conducted output power (P_{Out}) shall not exceed the lesser of 250 mW. If $G_{TX} > 6$ dBi, then $P_{Out} = 24 - (G_{TX} - 6)$.
<input checked="" type="checkbox"/> For the 5.25-5.35 GHz band, the maximum conducted output power (P_{Out}) shall not exceed the lesser of 250 mW or $11 \text{ dBm} + 10 \log B$, where B is the 26 dB emission bandwidth in MHz. If $G_{TX} > 6$ dBi, then $P_{Out} = 24 - (G_{TX} - 6)$.	
<input checked="" type="checkbox"/> For the 5.47-5.725 GHz band, the maximum conducted output power (P_{Out}) shall not exceed the lesser of 250 mW or $11 \text{ dBm} + 10 \log B$, where B is the 26 dB emission bandwidth in MHz. If $G_{TX} > 6$ dBi, then $P_{Out} = 24 - (G_{TX} - 6)$.	
<input checked="" type="checkbox"/> For the 5.725-5.85 GHz band:	
	<ul style="list-style-type: none"> ▪ Point-to-multipoint systems (P2M): the maximum conducted output power (P_{Out}) shall not exceed the lesser of 1 W. If $G_{TX} > 6$ dBi, then $P_{Out} = 30 - (G_{TX} - 6)$. ▪ Point-to-point systems (P2P): the maximum conducted output power (P_{Out}) shall not exceed the lesser of 1 W.
Maximum EIRP Limit	
<input type="checkbox"/> For the 5.85-5.895 GHz band:	
	<ul style="list-style-type: none"> ▪ Indoor AP & subordinate device < 36 dBm ▪ Client device < 30 dBm
LE-LAN Devices	
<input type="checkbox"/> For the 5.15-5.25 GHz band, the maximum e.i.r.p. shall not exceed 200 mW or $10 + 10 \log B$, dBm, whichever power is less. B is the 99% emission bandwidth in MHz.	
<input type="checkbox"/> For the 5.25-5.35 GHz band, the maximum e.i.r.p. shall not exceed 1.0 W or $17 + 10 \log B$, dBm, whichever power is less. B is the 99% emission bandwidth in MHz	
<input type="checkbox"/> For the 5.47-5.6 GHz band and 5.65-5.725 GHz band, the maximum e.i.r.p. shall not exceed 1.0 W or $17 + 10 \log B$, dBm, whichever power is less. B is the 99% emission bandwidth in MHz	
<input type="checkbox"/> For the 5.725-5.85 GHz band:	
	<ul style="list-style-type: none"> ▪ Point-to-multipoint systems (P2M): the maximum conducted output power (P_{Out}) shall not exceed the lesser of 1 W. If $G_{TX} > 6$ dBi, then $P_{Out} = 30 - (G_{TX} - 6)$. ▪ Point-to-point systems (P2P): the maximum conducted output power (P_{Out}) shall not exceed the



lesser of 1 W.

P_{Out} = maximum conducted output power in dBm,
G_{TX} = the maximum transmitting antenna directional gain in dBi.

3.3.2 Measuring Instruments

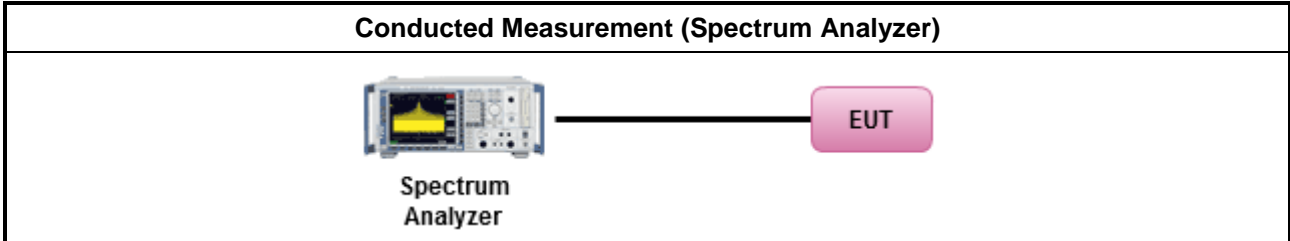
Refer a test equipment and calibration data table in this test report.

3.3.3 Test Procedures


Test Method	
	Average over on/off periods with duty factor
<input checked="" type="checkbox"/>	Refer as FCC KDB 789033 D02, clause E Method SA-2 (spectral trace averaging).
<input type="checkbox"/>	Refer as FCC KDB 789033 D02, clause E Method SA-2 Alt. (RMS detection with slow sweep speed)
	Wideband RF power meter and average over on/off periods with duty factor
<input checked="" type="checkbox"/>	Refer as FCC KDB 789033 D02, clause E Method PM-G (using an RF average power meter).
<input checked="" type="checkbox"/>	For conducted measurement.
	<ul style="list-style-type: none"> ▪ If the EUT supports multiple transmit chains using options given below: Refer as FCC KDB 662911, In-band power measurements. Using the measure-and-sum approach, measured all transmit ports individually. Sum the power (in linear power units e.g., mW) of all ports for each individual sample and save them. ▪ If multiple transmit chains, EIRP calculation could be following as methods: $P_{total} = P_1 + P_2 + \dots + P_n$ (calculated in linear unit [mW] and transfer to log unit [dBm]) $EIRP_{total} = P_{total} + DG$
<input type="checkbox"/>	For radiated measurement.
	<ul style="list-style-type: none"> ▪ Refer as FCC KDB 789033 D02 clause II A.1.F "Antenna-port Conducted versus Radiated Testing" ▪ Refer as ANSI C63.10, clause 6.6 for radiated emissions above 1GHz. ▪ Refer as FCC KDB 412172 D01 clause 2.2 for EIRP calculation.

3.3.4 Test Setup

For Straddle channel



For other channel



3.3.5 Test Result of Maximum Output Power

Refer as Appendix C



3.4 Power Spectral Density

3.4.1 Limit

Peak Power Spectral Density Limit	
UNII Devices	
<input checked="" type="checkbox"/> For the 5.15-5.25 GHz band:	
	<ul style="list-style-type: none"> ▪ Outdoor AP: the peak power spectral density (PPSD) shall not exceed the lesser of 17dBm/MHz. If $G_{TX} > 6$ dBi, then $P_{Out} = 17 - (G_{TX} - 6)$. ▪ Indoor AP: the peak power spectral density (PPSD) shall not exceed the lesser of 17dBm/MHz. If $G_{TX} > 6$ dBi, then $P_{Out} = 17 - (G_{TX} - 6)$. ▪ Point-to-point AP: the peak power spectral density (PPSD) shall not exceed the lesser of 17dBm/MHz. If $G_{TX} > 23$ dBi, then $P_{Out} = 17 - (G_{TX} - 23)$. ▪ Mobile or Portable Client: the peak power spectral density (PPSD) ≤ 11 dBm/MHz. If $G_{TX} > 6$ dBi, then $PPSD = 11 - (G_{TX} - 6)$.
<input checked="" type="checkbox"/> For the 5.25-5.35 GHz band, the peak power spectral density (PPSD) ≤ 11 dBm/MHz. If $G_{TX} > 6$ dBi, then $PPSD = 11 - (G_{TX} - 6)$.	
<input checked="" type="checkbox"/> For the 5.47-5.725 GHz band, the peak power spectral density (PPSD) ≤ 11 dBm/MHz. If $G_{TX} > 6$ dBi, then $PPSD = 11 - (G_{TX} - 6)$.	
<input checked="" type="checkbox"/> For the 5.725-5.85 GHz band:	
	<ul style="list-style-type: none"> ▪ Point-to-multipoint systems (P2M): the peak power spectral density (PPSD) ≤ 30 dBm/500kHz. If $G_{TX} > 6$ dBi, then $PPSD = 30 - (G_{TX} - 6)$. ▪ Point-to-point systems (P2P): the peak power spectral density (PPSD) ≤ 30 dBm/500kHz.
EIRP Power Spectral Density Limit	
<input type="checkbox"/> For the 5.85-5.895 GHz band:	
	<ul style="list-style-type: none"> ▪ Indoor AP & subordinate device < 20dBm/MHz ▪ Client device < 14dBm/MHz
LE-LAN Devices	
<input type="checkbox"/> For the 5.15-5.25 GHz band, the e.i.r.p. peak power spectral density (PPSD) ≤ 10 dBm/MHz.	
<input type="checkbox"/> For the 5.25-5.35 GHz band, the peak power spectral density (PPSD) ≤ 11 dBm/MHz.	
	<ul style="list-style-type: none"> ▪ e.i.r.p. greater than 200 mW shall comply with the following e.i.r.p. at different elevations, where θ is the angle above the local horizontal plane (of the Earth) as shown below: -13 dBW/MHz for $0^\circ \leq \theta < 8^\circ$; -13 - 0.716 (θ-8) dBW/MHz for $8^\circ \leq \theta < 40^\circ$ -35.9 - 1.22 (θ-40) dBW/MHz for $40^\circ \leq \theta \leq 45^\circ$; -42 dBW/MHz for $\theta > 45^\circ$
<input type="checkbox"/> For the 5.47-5.6 GHz band and 5.65-5.725 GHz band, the peak power spectral density (PPSD) ≤ 11 dBm/MHz.	
<input type="checkbox"/> For the 5.725-5.85 GHz band:	
	<ul style="list-style-type: none"> ▪ Point-to-multipoint systems (P2M): the peak power spectral density (PPSD) ≤ 30 dBm/500kHz. If $G_{TX} > 6$ dBi, then $PPSD = 30 - (G_{TX} - 6)$. ▪ Point-to-point systems (P2P): the peak power spectral density (PPSD) ≤ 30 dBm/500kHz.
PPSD = peak power spectral density that he same method as used to determine the conducted output	



power shall be used to determine the power spectral density. And power spectral density in dBm/MHz
 G_{TX} = the maximum transmitting antenna directional gain in dBi.

3.4.2 Measuring Instruments

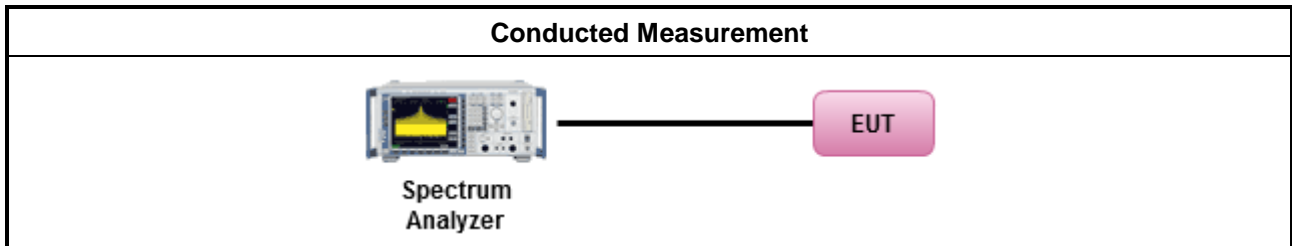
Refer a test equipment and calibration data table in this test report.

3.4.3 Test Procedures

Test Method	
	<ul style="list-style-type: none"> ▪ Peak power spectral density procedures that the same method as used to determine the conducted output power shall be used to determine the peak power spectral density and use the peak search function on the spectrum analyzer to find the peak of the spectrum. For the peak power spectral density shall be measured using below options:
<input type="checkbox"/>	Refer as FCC KDB 789033 D02, F)5) power spectral density can be measured using resolution bandwidths < 1 MHz provided that the results are integrated over 1 MHz bandwidth
	[duty cycle ≥ 98% or external video / power trigger]
<input checked="" type="checkbox"/>	Refer as FCC KDB 789033 D02, clause E Method SA-1 (spectral trace averaging).
<input type="checkbox"/>	Refer as FCC KDB 789033 D02, clause E Method SA-1 Alt. (RMS detection with slow sweep speed)
	duty cycle < 98% and average over on/off periods with duty factor
<input checked="" type="checkbox"/>	Refer as FCC KDB 789033 D02, clause E Method SA-2 (spectral trace averaging).
<input type="checkbox"/>	Refer as FCC KDB 789033 D02, clause E Method SA-2 Alt. (RMS detection with slow sweep speed)
<input checked="" type="checkbox"/>	For conducted measurement.
	<ul style="list-style-type: none"> ▪ If the EUT supports multiple transmit chains using options given below:
<input checked="" type="checkbox"/>	Option 1: Measure and sum the spectra across the outputs. Refer as FCC KDB 662911, In-band power spectral density (PSD). Sample all transmit ports simultaneously using a spectrum analyzer for each transmit port. Where the trace bin-by-bin of each transmit port summing can be performed. (i.e., in the first spectral bin of output 1 is summed with that in the first spectral bin of output 2 and that from the first spectral bin of output 3, and so on up to the NTX output to obtain the value for the first frequency bin of the summed spectrum.). Add up the amplitude (power) values for the different transmit chains and use this as the new data trace.
<input type="checkbox"/>	Option 2: Measure and sum spectral maxima across the outputs. With this technique, spectra are measured at each output of the device at the required resolution bandwidth. The maximum value (peak) of each spectrum is determined. These maximum values are then summed mathematically in linear power units across the outputs. These operations shall be performed separately over frequency spans that have different out-of-band or spurious emission limits,
<input type="checkbox"/>	Option 3: Measure and add 10 log(N) dB, where N is the number of transmit chains. Refer as FCC KDB 662911, In-band power spectral density (PSD). Performed at each transmit chains and each transmit chains shall be compared with the limit have been reduced with 10 log(N). Or each transmit chains shall be add 10 log(N) to compared with the limit.
	<ul style="list-style-type: none"> ▪ If multiple transmit chains, EIRP PPSD calculation could be following as methods: $PPSD_{total} = PPSD_1 + PPSD_2 + \dots + PPSD_n$ (calculated in linear unit [mW] and transfer to log unit [dBm])

Test Method	
	$EIRP_{total} = PPSD_{total} + DG$
<input type="checkbox"/>	For radiated measurement.
	<ul style="list-style-type: none"> ▪ Refer as FCC KDB 789033 D02 clause II A.1.F "Antenna-port Conducted versus Radiated Testing"
	<ul style="list-style-type: none"> ▪ Refer as ANSI C63.10, clause 6.6 for radiated emissions above 1GHz.
	<ul style="list-style-type: none"> ▪ Refer as FCC KDB 412172 D01 clause 2.2 for EIRP calculation.

3.4.4 Test Setup



3.4.5 Test Result of Power Spectral Density

Refer as Appendix D



3.5 Unwanted Emissions

3.5.1 Transmitter Unwanted Emissions Limit

Unwanted emissions below 1 GHz and restricted band emissions above 1GHz limit			
Frequency Range (MHz)	Field Strength (uV/m)	Field Strength (dBuV/m)	Measure Distance (m)
0.009~0.490	2400/F(kHz)	48.5 - 13.8	300
0.490~1.705	24000/F(kHz)	33.8 - 23	30
1.705~30.0	30	29	30
30~88	100	40	3
88~216	150	43.5	3
216~960	200	46	3
Above 960	500	54	3

Note 1: Test distance for frequencies at or above 30 MHz, measurements may be performed at a distance other than the limit distance provided they are not performed in the near field and the emissions to be measured can be detected by the measurement equipment. When performing measurements at a distance other than that specified, the results shall be extrapolated to the specified distance using an extrapolation factor of 20 dB/decade (inverse of linear distance for field-strength measurements, inverse of linear distance-squared for power-density measurements).

Note 2: Test distance for frequencies at below 30 MHz, measurements may be performed at a distance closer than the EUT limit distance; however, an attempt should be made to avoid making measurements in the near field. When performing measurements below 30 MHz at a closer distance than the limit distance, the results shall be extrapolated to the specified distance by either making measurements at a minimum of two or more distances on at least one radial to determine the proper extrapolation factor or by using the square of an inverse linear distance extrapolation factor (40 dB/decade). The test report shall specify the extrapolation method used to determine compliance of the EUT.

Note 3: Using the distance of 1m during the test for above 18 GHz, and the test value to correct for the distance factor at 3m.



Un-restricted band emissions above 1GHz Limit	
Operating Band	Limit
<input checked="" type="checkbox"/> 5.15 - 5.25 GHz	e.i.r.p. -27 dBm [68.2 dBuV/m@3m]
<input checked="" type="checkbox"/> 5.25 - 5.35 GHz	e.i.r.p. -27 dBm [68.2 dBuV/m@3m]
<input checked="" type="checkbox"/> 5.47 - 5.725 GHz	e.i.r.p. -27 dBm [68.2 dBuV/m@3m]
<input checked="" type="checkbox"/> 5.725 - 5.85 GHz	all emissions shall be limited to a level of -27 dBm/MHz at 75 MHz or more above or below the band edge increasing linearly to 10 dBm/MHz at 25 MHz above or below the band edge, and from 25 MHz above or below the band edge increasing linearly to a level of 15.6 dBm/MHz at 5 MHz above or below the band edge, and from 5 MHz above or below the band edge increasing linearly to a level of 27 dBm/MHz at the band edge.
<input type="checkbox"/> 5.85 - 5.895 GHz	(i) For an indoor access point or subordinate device, all emissions at or above 5.895 GHz shall not exceed an e.i.r.p. of 15 dBm/MHz and shall decrease linearly to an e.i.r.p. of - 7 dBm/MHz at or above 5.925 GHz. (ii) For a client device, all emissions at or above 5.895 GHz shall not exceed an e.i.r.p. of -5 dBm/MHz and shall decrease linearly to an e.i.r.p. of -27 dBm/MHz at or above 5.925 GHz. (iii) For a client device or indoor access point or subordinate device, all emissions below 5.725 GHz shall not exceed an e.i.r.p. of -27 dBm/MHz at 5.65 GHz increasing linearly to 10 dBm/ MHz at 5.7 GHz, and from 5.7 GHz increasing linearly to a level of 15.6 dBm/MHz at 5.72 GHz, and from 5.72 GHz increasing linearly to a level of 27 dBm/MHz at 5.725 GHz.
Note 1: Measurements may be performed at a distance other than the limit distance provided they are not performed in the near field and the emissions to be measured can be detected by the measurement equipment. When performing measurements at a distance other than that specified, the results shall be extrapolated to the specified distance using an extrapolation factor of 20 dB/decade (inverse of linear distance for field-strength measurements, inverse of linear distance-squared for power-density measurements).	

3.5.2 Measuring Instruments

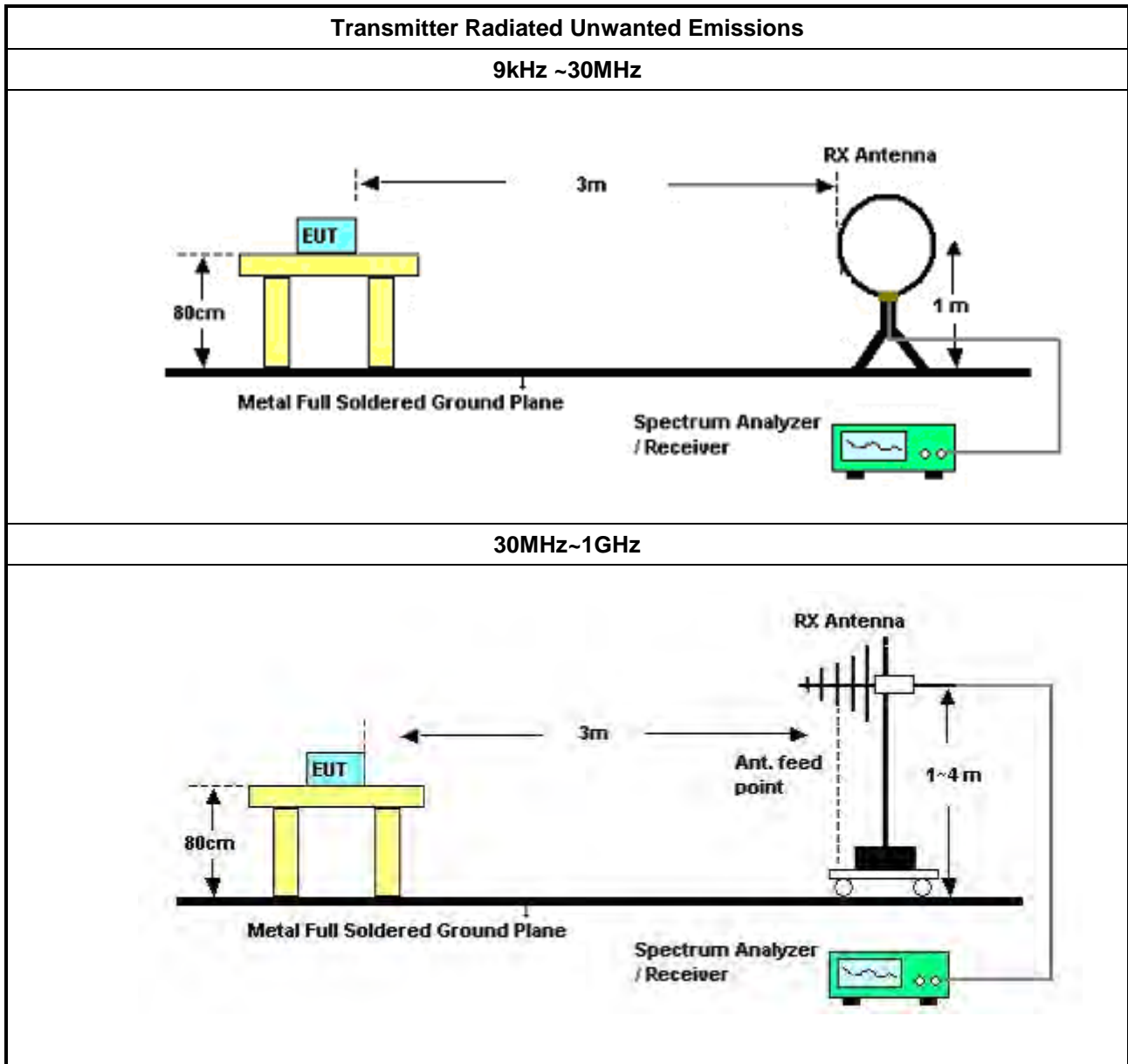
Refer a test equipment and calibration data table in this test report.

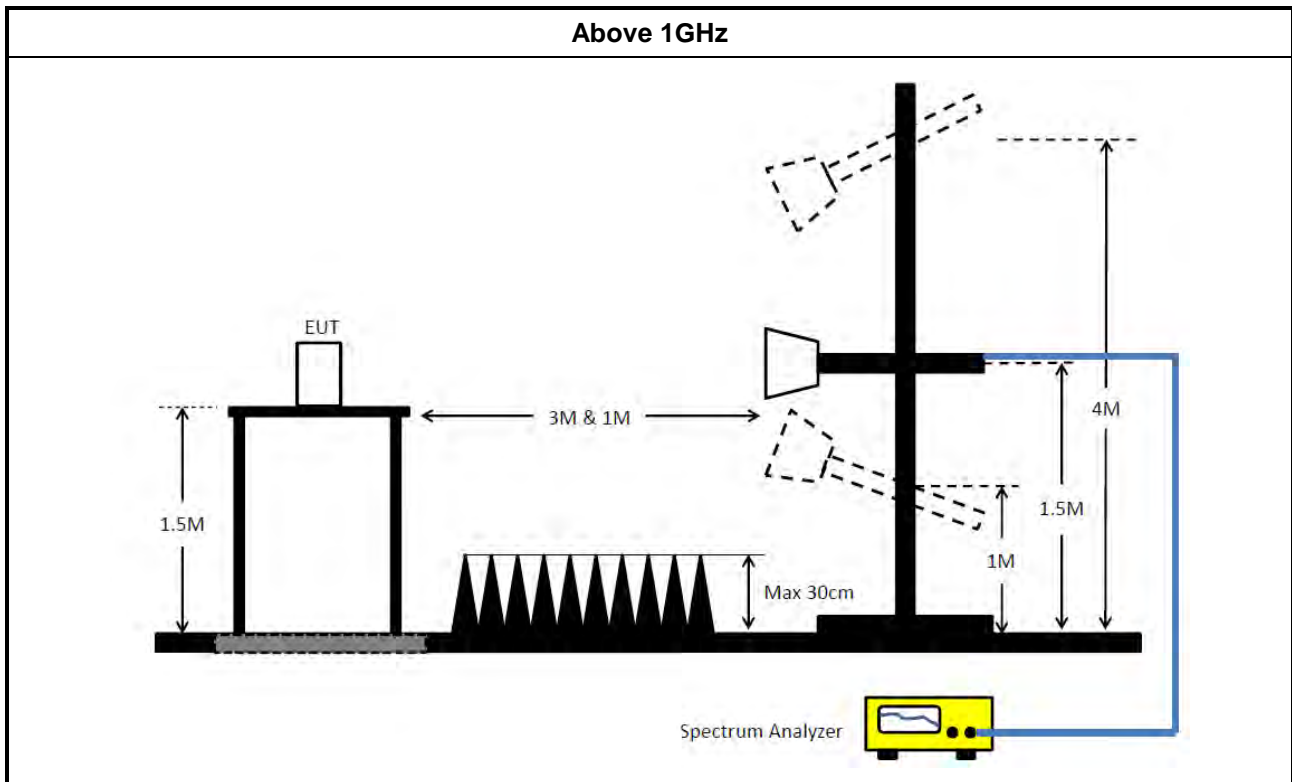


3.5.3 Test Procedures

Test Method	
<ul style="list-style-type: none"> ▪ Measurements may be performed at a distance other than the limit distance provided they are not performed in the near field and the emissions to be measured can be detected by the measurement equipment. Measurements shall not be performed at a distance greater than 30 m for frequencies above 30 MHz, unless it can be further demonstrated that measurements at a distance of 30 m or less are impractical. When performing measurements at a distance other than that specified, the results shall be extrapolated to the specified distance using an extrapolation factor of 20 dB/decade (inverse of linear distance for field-strength measurements, inverse of linear distance-squared for power-density measurements). 	
<ul style="list-style-type: none"> ▪ The average emission levels shall be measured in [duty cycle \geq 98 or duty factor]. 	
<ul style="list-style-type: none"> ▪ For the transmitter unwanted emissions shall be measured using following options below: 	
	<ul style="list-style-type: none"> ▪ Refer as FCC KDB 789033 D02, clause G)2) for unwanted emissions into non-restricted bands.
	<ul style="list-style-type: none"> ▪ Refer as FCC KDB 789033 D02, clause G)1) for unwanted emissions into restricted bands.
	<input type="checkbox"/> Refer as FCC KDB 789033 D02, G)6) Method AD (Trace Averaging).
	<input checked="" type="checkbox"/> Refer as FCC KDB 789033 D02, G)6) Method VB (Reduced VBW).
	<input type="checkbox"/> Refer as ANSI C63.10, clause 11.12.2.5.3 (Reduced VBW). VBW \geq 1/T, where T is pulse time.
	<input type="checkbox"/> Refer as ANSI C63.10, clause 7.5 average value of pulsed emissions.
	<input checked="" type="checkbox"/> Refer as FCC KDB 789033 D02, clause G)5) measurement procedure peak limit.
	<input type="checkbox"/> Refer as ANSI C63.10, clause 4.1.4.2.2 measurement procedure peak limit.
<ul style="list-style-type: none"> ▪ For radiated measurement. 	
	<ul style="list-style-type: none"> ▪ Refer as ANSI C63.10, clause 6.4 for radiated emissions below 30 MHz and test distance is 3m.
	<ul style="list-style-type: none"> ▪ Refer as ANSI C63.10, clause 6.5 for radiated emissions 30 MHz to 1 GHz and test distance is 3m.
	<ul style="list-style-type: none"> ▪ Refer as ANSI C63.10, clause 6.6 for radiated emissions above 1GHz.
<ul style="list-style-type: none"> ▪ The any unwanted emissions level shall not exceed the fundamental emission level. 	
<ul style="list-style-type: none"> ▪ All amplitude of spurious emissions that are attenuated by more than 20 dB below the permissible value has no need to be reported. 	

3.5.4 Test Setup





3.5.5 Measurement Results Calculation

The measured Level is calculated using:

Corrected Reading: Antenna factor (AF) + Cable loss (CL) + Read level (Raw) - Preamp factor (PA)(if applicable) = Level.

3.5.6 Transmitter Unwanted Emissions (Below 30MHz)

There is a comparison data of both open-field test site and alternative test site - semi-Anechoic chamber according to KDB414788 Radiated Test Site, and the result came out very similar.

All amplitude of spurious emissions that are attenuated by more than 20 dB below the permissible value has no need to be reported.

The radiated emissions were investigated from 9 kHz or the lowest frequency generated within the device, up to the 10th harmonic or 40 GHz, whichever is appropriate.

3.5.7 Test Result of Transmitter Unwanted Emissions

Refer as Appendix E



4 Test Equipment and Calibration Data

Instrument	Brand	Model No.	Serial No.	Characteristics	Calibration Date	Calibration Due Date	Remark
EMI Receiver	Agilent	N9038A	MY52260140	9kHz ~ 8.4GHz	May 06, 2022	May 05, 2023	Conduction (CO01-CB)
LISN	Schwarzbeck	NSLK 8127	8127478	9kHz ~ 30MHz	Dec. 20, 2022	Dec. 19, 2023	Conduction (CO01-CB)
LISN	F.C.C.	FCC-LISN-50-1 6-2	04083	150kHz ~ 100MHz	Feb. 16, 2023	Feb. 15, 2024	Conduction (CO01-CB)
Pulse Limiter	Rohde&Schwarz	ESH3-Z2	100430	9kHz ~ 30MHz	Feb. 09, 2023	Feb. 08, 2024	Conduction (CO01-CB)
COND Cable	Woken	Cable	Low cable-CO01	9kHz ~ 30MHz	Oct. 18, 2022	Oct. 17, 2023	Conduction (CO01-CB)
Software	SPORTON	SENSE	V5.10	-	N.C.R.	N.C.R.	Conduction (CO01-CB)
Loop Antenna	Teseq	HLA 6120	24155	9kHz - 30 MHz	May 14, 2022	May 13, 2023	Radiation (03CH05-CB)
3m Semi Anechoic Chamber NSA	TDK	SAC-3M	03CH05-CB	30 MHz ~ 1 GHz	Aug. 03, 2022	Aug. 02, 2023	Radiation (03CH05-CB)
Bilog Antenna with 6dB Attenuator	TESEQ & EMCI	CBL 6112D & N-6-06	35236 & AT-N0610	30MHz ~ 2GHz	Mar. 25, 2022	Mar. 24, 2023	Radiation (03CH05-CB)
Pre-Amplifier	EMCI	EMC330N	980331	20MHz ~ 3GHz	Apr. 26, 2022	Apr. 25, 2023	Radiation (03CH05-CB)
Pre-Amplifier	EMCI	EMC12630SE	980287	1GHz ~ 26.5GHz	Jul. 01, 2022	Jun. 30, 2023	Radiation (03CH05-CB)
Pre-Amplifier	MITEQ	TTA1840-35-H G	1864479	18GHz ~ 40GHz	Jul. 20, 2022	Jul. 19, 2023	Radiation (03CH05-CB)
Signal Analyzer	R&S	FSV3044	101321	9kHz ~ 44GHz	Jun. 13, 2022	Jun. 12, 2023	Radiation (03CH05-CB)
EMI Test Receiver	R&S	ESCS	826547/017	9kHz ~ 2.75GHz	Jun. 17, 2022	Jun. 16, 2023	Radiation (03CH05-CB)
RF Cable-low	Woken	RG402	Low Cable-04+23	30MHz~1GHz	Oct. 03, 2022	Oct. 02, 2023	Radiation (03CH05-CB)
RF Cable-high	Woken	RG402	High Cable-28	1GHz~18GHz	Oct. 13, 2021	Oct. 12, 2022	Radiation (03CH05-CB)
RF Cable-high	Woken	RG402	High Cable-04+28	1GHz~18GHz	Oct. 13, 2021	Oct. 12, 2022	Radiation (03CH05-CB)
High Cable	Woken	WCA0929M	40G#5+7	1GHz ~ 40 GHz	Dec. 14, 2021	Dec. 13, 2022	Radiation (03CH05-CB)
High Cable	Woken	WCA0929M	40G#5+6	1GHz ~ 40 GHz	Dec. 07, 2022	Dec. 06, 2023	Radiation (03CH05-CB)
High Cable	Woken	WCA0929M	40G#5	1GHz ~ 40 GHz	Dec. 08, 2021	Dec. 07, 2022	Radiation (03CH05-CB)
High Cable	Woken	WCA0929M	40G#5	1GHz ~ 40 GHz	Dec. 07, 2022	Dec. 06, 2023	Radiation (03CH05-CB)
High Cable	Woken	WCA0929M	40G#7	1GHz ~ 40 GHz	Dec. 14, 2021	Dec. 13, 2022	Radiation (03CH05-CB)
High Cable	Woken	WCA0929M	40G#6	1GHz ~ 40 GHz	Dec. 07, 2022	Dec. 06, 2023	Radiation (03CH05-CB)



Instrument	Brand	Model No.	Serial No.	Characteristics	Calibration Date	Calibration Due Date	Remark
Test Software	SPORTON	SENSE	V5.10	-	N.C.R.	N.C.R.	Radiation (03CH05-CB)
3m Semi Anechoic Chamber VSWR	RIKEN	SAC-3M	03CH02-CB	1GHz ~18GHz	Mar. 26, 2022	Mar. 25, 2023	Radiation (03CH02-CB)
Horn Antenna	EMCO	3115	9610-4976	1GHz ~ 18GHz	Apr. 19, 2022	Apr. 18, 2023	Radiation (03CH02-CB)
Horn Antenna	SCHWARZBECK	BBHA 9170	BBHA9170507	15GHz ~ 40GHz	Jul. 05, 2022	Jul. 04, 2023	Radiation (03CH02-CB)
Pre-Amplifier	Agilent	83017A	MY39501305	1GHz ~ 26.5GHz	Jul. 01, 2022	Jun. 30, 2023	Radiation (03CH02-CB)
Pre-Amplifier	MITEQ	TTA1840-35-H G	1864479	18GHz ~ 40GHz	Jul. 20, 2022	Jul. 19, 2023	Radiation (03CH02-CB)
Spectrum analyzer	R&S	FSU	100015	9kHz~26GHz	Oct. 25, 2021	Oct. 24, 2022	Radiation (03CH02-CB)
Spectrum analyzer	R&S	FSU	100015	9kHz~26GHz	Dec. 05, 2022	Dec. 04, 2023	Radiation (03CH02-CB)
RF Cable-high	Woken	RG402	High Cable-18	1GHz ~ 18GHz	Oct. 04, 2021	Oct. 03, 2022	Radiation (03CH02-CB)
RF Cable-high	Woken	RG402	High Cable-18	1GHz ~ 18GHz	Oct. 03, 2022	Oct. 02, 2023	Radiation (03CH02-CB)
RF Cable-high	Woken	RG402	High Cable-18+19	1GHz ~ 18GHz	Oct. 04, 2021	Oct. 03, 2022	Radiation (03CH02-CB)
RF Cable-high	Woken	RG402	High Cable-18+19	1GHz ~ 18GHz	Oct. 03, 2022	Oct. 02, 2023	Radiation (03CH02-CB)
High Cable	Woken	WCA0929M	40G#5+7	1GHz ~ 40 GHz	Dec. 14, 2021	Dec. 13, 2022	Radiation (03CH02-CB)
High Cable	Woken	WCA0929M	40G#5+6	1GHz ~ 40 GHz	Dec. 07, 2022	Dec. 06, 2023	Radiation (03CH02-CB)
High Cable	Woken	WCA0929M	40G#5	1GHz ~ 40 GHz	Dec. 08, 2021	Dec. 07, 2022	Radiation (03CH02-CB)
High Cable	Woken	WCA0929M	40G#5	1GHz ~ 40 GHz	Dec. 07, 2022	Dec. 06, 2023	Radiation (03CH02-CB)
High Cable	Woken	WCA0929M	40G#7	1GHz ~ 40 GHz	Dec. 14, 2021	Dec. 13, 2022	Radiation (03CH02-CB)
High Cable	Woken	WCA0929M	40G#6	1GHz ~ 40 GHz	Dec. 07, 2022	Dec. 06, 2023	Radiation (03CH02-CB)
Test Software	SPORTON	SENSE	V5.10	-	N.C.R.	N.C.R.	Radiation (03CH02-CB)
3m Semi Anechoic Chamber VSWR	TDK	SAC-3M	03CH03-CB	1GHz ~18GHz 3m	May 05, 2022	May 04, 2023	Radiation (03CH03-CB)
Horn Antenna	ETS • Lindgren	3115	6821	750MHz~18GHz	Jan. 21, 2022	Jan. 20, 2023	Radiation (03CH03-CB)
Horn Antenna	SCHWARZBECK	BBHA 9170	BBHA9170507	15GHz ~ 40GHz	Jul. 05, 2022	Jul. 04, 2023	Radiation (03CH03-CB)
Pre-Amplifier	Agilent	8449B	3008A02097	1GHz ~ 26.5GHz	Jul. 01, 2022	Jun. 30, 2023	Radiation (03CH03-CB)
Pre-Amplifier	MITEQ	TTA1840-35-H G	1864479	18GHz ~ 40GHz	Jul. 20, 2022	Jul. 19, 2023	Radiation (03CH03-CB)



Instrument	Brand	Model No.	Serial No.	Characteristics	Calibration Date	Calibration Due Date	Remark
Spectrum Analyzer	R&S	FSP40	100019	9kHz ~ 40GHz	Jun. 10, 2022	Jun. 09, 2023	Radiation (03CH03-CB)
RF Cable-high	Woken	RG402	High Cable-20+29	1GHz ~ 18GHz	Oct. 04, 2021	Oct. 03, 2022	Radiation (03CH03-CB)
RF Cable-high	Woken	RG402	High Cable-29	1GHz ~ 18GHz	Oct. 04, 2021	Oct. 03, 2022	Radiation (03CH03-CB)
High Cable	Woken	WCA0929M	40G#5+7	1GHz ~ 40 GHz	Dec. 14, 2021	Dec. 13, 2022	Radiation (03CH03-CB)
High Cable	Woken	WCA0929M	40G#5	1GHz ~ 40 GHz	Dec. 08, 2021	Dec. 07, 2022	Radiation (03CH03-CB)
High Cable	Woken	WCA0929M	40G#7	1GHz ~ 40 GHz	Dec. 14, 2021	Dec. 13, 2022	Radiation (03CH03-CB)
Test Software	SPORTON	SENSE	V5.10	-	N.C.R.	N.C.R.	Radiation (03CH03-CB)
Signal Analyzer	R&S	FSV40	101904	9kHz ~ 40GHz	Apr. 26, 2022	Apr. 25, 2023	Conducted (TH02-CB)
Power Sensor	Anritsu	MA2411B	1126203	300MHz~40GHz	Oct. 25, 2021	Oct. 24, 2022	Conducted (TH02-CB)
Power Meter	Anritsu	ML2495A	1210004	300MHz~40GHz	Oct. 25, 2021	Oct. 24, 2022	Conducted (TH02-CB)
RF Cable-high	Woken	RG402	High Cable-01	1 GHz – 18 GHz	Oct. 04, 2021	Oct. 03, 2022	Conducted (TH02-CB)
RF Cable-high	Woken	RG402	High Cable-02	1 GHz – 18 GHz	Oct. 04, 2021	Oct. 03, 2022	Conducted (TH02-CB)
RF Cable-high	Woken	RG402	High Cable-03	1 GHz – 18 GHz	Oct. 04, 2021	Oct. 03, 2022	Conducted (TH02-CB)
RF Cable-high	Woken	RG402	High Cable-04	1 GHz – 18 GHz	Oct. 04, 2021	Oct. 03, 2022	Conducted (TH02-CB)
RF Cable-high	Woken	RG402	High Cable-05	1 GHz – 18 GHz	Oct. 04, 2021	Oct. 03, 2022	Conducted (TH02-CB)
Switch	SPTCB	SP-SWI	SWI-03	1 GHz –26.5 GHz	Dec. 13, 2021	Dec. 12, 2022	Conducted (TH02-CB)
RF Cable-high	Woken	RG402	SWI-03-P1	1 GHz –26.5 GHz	Dec. 13, 2021	Dec. 12, 2022	Conducted (TH02-CB)
RF Cable-high	Woken	RG402	SWI-03-P2	1 GHz –26.5 GHz	Dec. 13, 2021	Dec. 12, 2022	Conducted (TH02-CB)
RF Cable-high	Woken	RG402	SWI-03-P3	1 GHz –26.5 GHz	Dec. 13, 2021	Dec. 12, 2022	Conducted (TH02-CB)
RF Cable-high	Woken	RG402	SWI-03-P4	1 GHz –26.5 GHz	Dec. 13, 2021	Dec. 12, 2022	Conducted (TH02-CB)
RF Cable-high	Woken	RG402	SWI-03-P5	1 GHz –26.5 GHz	Dec. 13, 2021	Dec. 12, 2022	Conducted (TH02-CB)
Test Software	SPORTON	SENSE	V5.10	-	N.C.R.	N.C.R.	Conducted (TH02-CB)

Note: Calibration Interval of instruments listed above is one year.

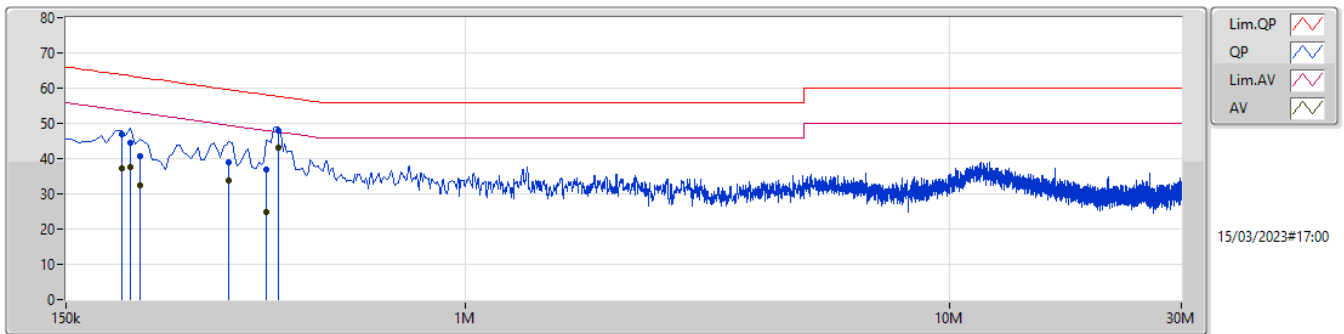
NCR means Non-Calibration required.



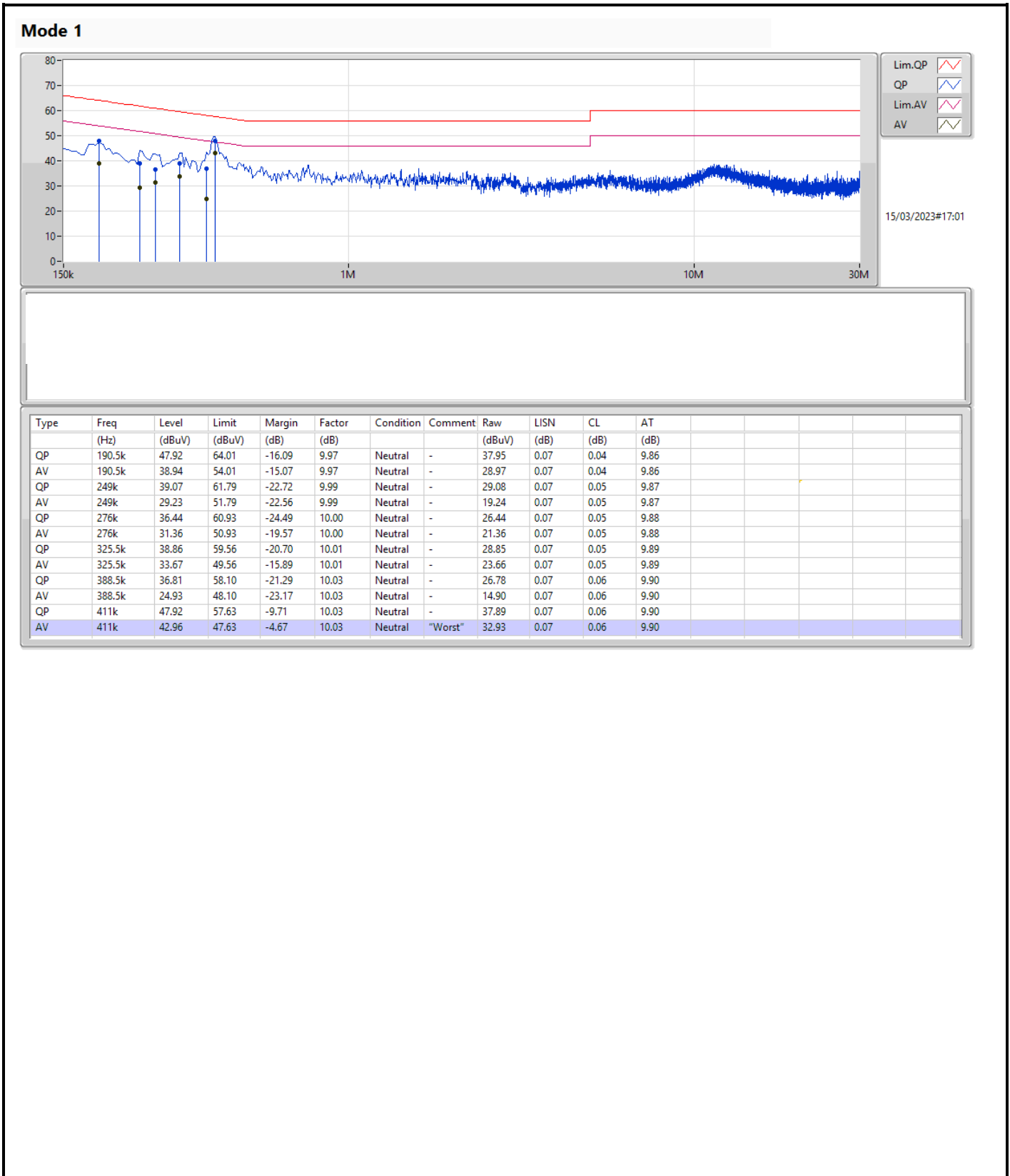
Summary

Mode	Result	Type	Freq (Hz)	Level (dBuV)	Limit (dBuV)	Margin (dB)	Condition
Mode 1	Pass	AV	411k	43.04	47.63	-4.59	Line

Mode 1



Type	Freq (Hz)	Level (dBuV)	Limit (dBuV)	Margin (dB)	Factor (dB)	Condition	Comment	Raw (dBuV)	LISN (dB)	CL (dB)	AT (dB)
QP	195k	47.04	63.82	-16.78	9.96	Line	-	37.08	0.06	0.04	9.86
AV	195k	37.38	53.82	-16.44	9.96	Line	-	27.42	0.06	0.04	9.86
QP	204k	44.40	63.44	-19.04	9.96	Line	-	34.44	0.06	0.04	9.86
AV	204k	37.73	53.44	-15.71	9.96	Line	-	27.77	0.06	0.04	9.86
QP	213k	40.57	63.09	-22.52	9.96	Line	-	30.61	0.06	0.04	9.86
AV	213k	32.27	53.09	-20.82	9.96	Line	-	22.31	0.06	0.04	9.86
QP	325.5k	38.87	59.56	-20.69	10.00	Line	-	28.87	0.06	0.05	9.89
AV	325.5k	33.78	49.56	-15.78	10.00	Line	-	23.78	0.06	0.05	9.89
QP	388.5k	36.80	58.10	-21.30	10.02	Line	-	26.78	0.06	0.06	9.90
AV	388.5k	24.93	48.10	-23.17	10.02	Line	-	14.91	0.06	0.06	9.90
QP	411k	47.88	57.63	-9.75	10.02	Line	-	37.86	0.06	0.06	9.90
AV	411k	43.04	47.63	-4.59	10.02	Line	"Worst"	33.02	0.06	0.06	9.90



Summary

Mode	Max-N dB (Hz)	Max-OBW (Hz)	ITU-Code	Min-N dB (Hz)	Min-OBW (Hz)
5.15-5.25GHz	-	-	-	-	-
802.11a_Nss1,(6Mbps)_4TX	33.45M	17.961M	18MOD1D	22.86M	17.271M
802.11ax HEW20_Nss1,(MCS0)_4TX	34.38M	19.37M	19M4D1D	21.9M	19.19M
802.11ax HEW40_Nss1,(MCS0)_4TX	50.94M	38.321M	38M3D1D	42.12M	38.141M
802.11ax HEW80_Nss1,(MCS0)_4TX	89.52M	78.081M	78M1D1D	84.36M	77.841M
802.11ax HEW160_Nss1,(MCS0)_4TX	82.56M	78.441M	78M4D1D	82.4M	78.201M
5.25-5.35GHz	-	-	-	-	-
802.11a_Nss1,(6Mbps)_4TX	27.27M	17.451M	17M5D1D	22.83M	17.271M
802.11ax HEW20_Nss1,(MCS0)_4TX	25.86M	19.28M	19M3D1D	22.26M	19.19M
802.11ax HEW40_Nss1,(MCS0)_4TX	51.66M	38.261M	38M3D1D	41.76M	38.081M
802.11ax HEW80_Nss1,(MCS0)_4TX	93.72M	77.961M	78MOD1D	83.4M	77.961M
802.11ax HEW160_Nss1,(MCS0)_4TX	82.72M	78.601M	78M6D1D	82.24M	78.361M
5.47-5.725GHz	-	-	-	-	-
802.11a_Nss1,(6Mbps)_4TX	26.13M	17.541M	17M5D1D	15.93M	13.778M
802.11ax HEW20_Nss1,(MCS0)_4TX	28.32M	19.31M	19M3D1D	16.425M	14.663M
802.11ax HEW40_Nss1,(MCS0)_4TX	50.28M	38.201M	38M2D1D	35.665M	33.933M
802.11ax HEW80_Nss1,(MCS0)_4TX	92.52M	78.081M	78M1D1D	76.05M	73.613M
802.11ax HEW160_Nss1,(MCS0)_4TX	165.36M	156.882M	157MD1D	164.16M	156.882M
5.725-5.85GHz	-	-	-	-	-
802.11a_Nss1,(6Mbps)_4TX	16.35M	26.477M	26M5D1D	3.14M	5.017M
802.11ax HEW20_Nss1,(MCS0)_4TX	19.14M	19.64M	19M6D1D	4.44M	5.417M
802.11ax HEW40_Nss1,(MCS0)_4TX	37.8M	40.66M	40M7D1D	3.92M	9.835M
802.11ax HEW80_Nss1,(MCS0)_4TX	77.4M	77.961M	78MOD1D	3.88M	20.07M

Max-N dB = Maximum 6dB down bandwidth for 5.725-5.85GHz band / Maximum 26dB down bandwidth for other band;
 Max-OBW = Maximum 99% occupied bandwidth;
 Min-N dB = Minimum 6dB down bandwidth for 5.725-5.85GHz band / Maximum 26dB down bandwidth for other band;
 Min-OBW = Minimum 99% occupied bandwidth

Result

Mode	Result	Limit (Hz)	Port 1-N dB (Hz)	Port 1-OBW (Hz)	Port 2-N dB (Hz)	Port 2-OBW (Hz)	Port 3-N dB (Hz)	Port 3-OBW (Hz)	Port 4-N dB (Hz)	Port 4-OBW (Hz)
802.11a_Nss1,(6Mbps)_4TX	-	-	-	-	-	-	-	-	-	-
5180MHz	Pass	Inf	23.01M	17.421M	25.11M	17.331M	23.25M	17.301M	25.35M	17.301M
5200MHz	Pass	Inf	24.66M	17.541M	30.15M	17.601M	33.45M	17.961M	30.78M	17.571M
5240MHz	Pass	Inf	23.04M	17.451M	23.82M	17.391M	26.4M	17.361M	22.86M	17.271M
5260MHz	Pass	Inf	23.7M	17.361M	23.7M	17.361M	24.03M	17.301M	23.04M	17.301M
5300MHz	Pass	Inf	25.44M	17.451M	23.1M	17.301M	25.08M	17.271M	23.34M	17.331M
5320MHz	Pass	Inf	22.83M	17.421M	23.82M	17.391M	27.27M	17.361M	27.12M	17.331M
5500MHz	Pass	Inf	23.97M	17.541M	24.9M	17.511M	25.92M	17.301M	26.13M	17.421M
5580MHz	Pass	Inf	22.77M	17.451M	23.25M	17.451M	24.54M	17.361M	23.85M	17.301M
5700MHz	Pass	Inf	21.51M	17.151M	21.57M	17.061M	21.57M	17.001M	21.42M	16.942M
5720MHz Straddle 5.47-5.725GHz	Pass	Inf	15.93M	13.883M	16.515M	13.853M	16.635M	13.778M	16.275M	13.838M
5720MHz Straddle 5.725-5.85GHz	Pass	500k	3.2M	5.077M	3.14M	5.017M	3.16M	5.077M	3.14M	5.157M
5745MHz	Pass	500k	16.32M	17.481M	16.32M	17.721M	16.35M	17.901M	16.32M	17.241M
5785MHz	Pass	500k	16.35M	17.571M	16.32M	18.471M	16.32M	18.411M	16.35M	17.481M
5825MHz	Pass	500k	16.32M	17.631M	16.32M	18.201M	16.32M	26.477M	16.32M	17.361M
802.11ax HEW20_Nss1,(MCS0)_4TX	-	-	-	-	-	-	-	-	-	-
5180MHz	Pass	Inf	21.9M	19.19M	22.86M	19.25M	24.09M	19.22M	22.23M	19.22M
5200MHz	Pass	Inf	24.48M	19.25M	24.45M	19.31M	34.38M	19.37M	25.2M	19.28M
5240MHz	Pass	Inf	25.8M	19.25M	22.41M	19.31M	29.43M	19.31M	23.1M	19.28M
5260MHz	Pass	Inf	23.88M	19.25M	23.37M	19.25M	23.22M	19.28M	22.26M	19.22M
5300MHz	Pass	Inf	23.13M	19.22M	24.09M	19.25M	23.91M	19.25M	24.09M	19.28M
5320MHz	Pass	Inf	24.3M	19.22M	25.86M	19.22M	25.8M	19.22M	22.95M	19.19M
5500MHz	Pass	Inf	23.73M	19.25M	25.59M	19.19M	22.68M	19.25M	28.32M	19.25M
5580MHz	Pass	Inf	23.61M	19.25M	23.28M	19.31M	24.21M	19.25M	22.95M	19.28M
5700MHz	Pass	Inf	21.93M	19.16M	21.48M	19.1M	21.78M	19.1M	21.51M	19.13M
5720MHz Straddle 5.47-5.725GHz	Pass	Inf	17.265M	14.663M	16.425M	14.663M	20.31M	14.678M	18.045M	14.678M
5720MHz Straddle 5.725-5.85GHz	Pass	500k	4.46M	5.497M	4.46M	5.597M	4.46M	5.457M	4.44M	5.417M
5745MHz	Pass	500k	18.99M	19.28M	18.9M	19.58M	18.54M	19.64M	18.81M	19.25M
5785MHz	Pass	500k	18.96M	19.25M	18.78M	19.55M	18.87M	19.49M	18.87M	19.28M
5825MHz	Pass	500k	19.14M	19.22M	18.93M	19.43M	18.96M	19.55M	18.87M	19.28M
802.11ax HEW40_Nss1,(MCS0)_4TX	-	-	-	-	-	-	-	-	-	-
5190MHz	Pass	Inf	45M	38.141M	42.12M	38.141M	45.48M	38.141M	43.56M	38.201M
5230MHz	Pass	Inf	49.26M	38.261M	42.36M	38.261M	50.94M	38.321M	46.38M	38.201M
5270MHz	Pass	Inf	42.12M	38.141M	42.36M	38.081M	46.62M	38.261M	41.76M	38.141M
5310MHz	Pass	Inf	46.56M	38.201M	41.82M	38.141M	48.06M	38.201M	51.66M	38.201M
5510MHz	Pass	Inf	50.28M	38.141M	43.74M	38.201M	46.2M	38.201M	48.3M	38.201M
5550MHz	Pass	Inf	42.54M	38.141M	43.14M	38.141M	41.4M	38.201M	42.3M	38.141M
5670MHz	Pass	Inf	41.88M	38.081M	42.06M	38.201M	41.46M	38.081M	41.34M	38.201M
5710MHz Straddle 5.47-5.725GHz	Pass	Inf	37.73M	34.038M	35.665M	33.968M	36.4M	33.933M	35.7M	34.003M
5710MHz Straddle 5.725-5.85GHz	Pass	500k	3.96M	10.675M	4.06M	9.895M	3.94M	9.895M	3.92M	9.835M
5755MHz	Pass	500k	37.56M	38.261M	37.62M	38.561M	37.68M	39.16M	37.44M	38.321M
5795MHz	Pass	500k	37.62M	38.381M	37.56M	38.981M	37.8M	40.66M	37.8M	38.441M
802.11ax HEW80_Nss1,(MCS0)_4TX	-	-	-	-	-	-	-	-	-	-
5210MHz	Pass	Inf	84.72M	77.841M	84.36M	78.081M	89.28M	77.961M	89.52M	77.961M
5290MHz	Pass	Inf	84.24M	77.961M	83.4M	77.961M	93.36M	77.961M	93.72M	77.961M
5530MHz	Pass	Inf	85.8M	78.081M	90.36M	77.961M	84M	77.961M	85.44M	77.961M
5610MHz	Pass	Inf	83.52M	77.961M	83.4M	77.961M	92.52M	78.081M	84.24M	78.081M
5690MHz Straddle 5.47-5.725GHz	Pass	Inf	76.875M	73.688M	76.05M	73.613M	77.625M	73.688M	76.2M	73.613M
5690MHz Straddle 5.725-5.85GHz	Pass	500k	4.02M	20.07M	3.88M	20.79M	3.92M	21.609M	3.9M	21.589M
5775MHz	Pass	500k	77.4M	77.961M	77.16M	77.961M	77.4M	77.841M	76.8M	77.961M
802.11ax HEW160_Nss1,(MCS0)_4TX	-	-	-	-	-	-	-	-	-	-
5250MHz Straddle 5.15-5.25GHz	Pass	Inf	82.56M	78.441M	82.4M	78.281M	82.56M	78.201M	82.56M	78.361M
5250MHz Straddle 5.25-5.35GHz	Pass	Inf	82.56M	78.601M	82.24M	78.361M	82.4M	78.521M	82.72M	78.521M
5570MHz	Pass	Inf	165.36M	156.882M	164.16M	156.882M	165.12M	156.882M	164.64M	156.882M



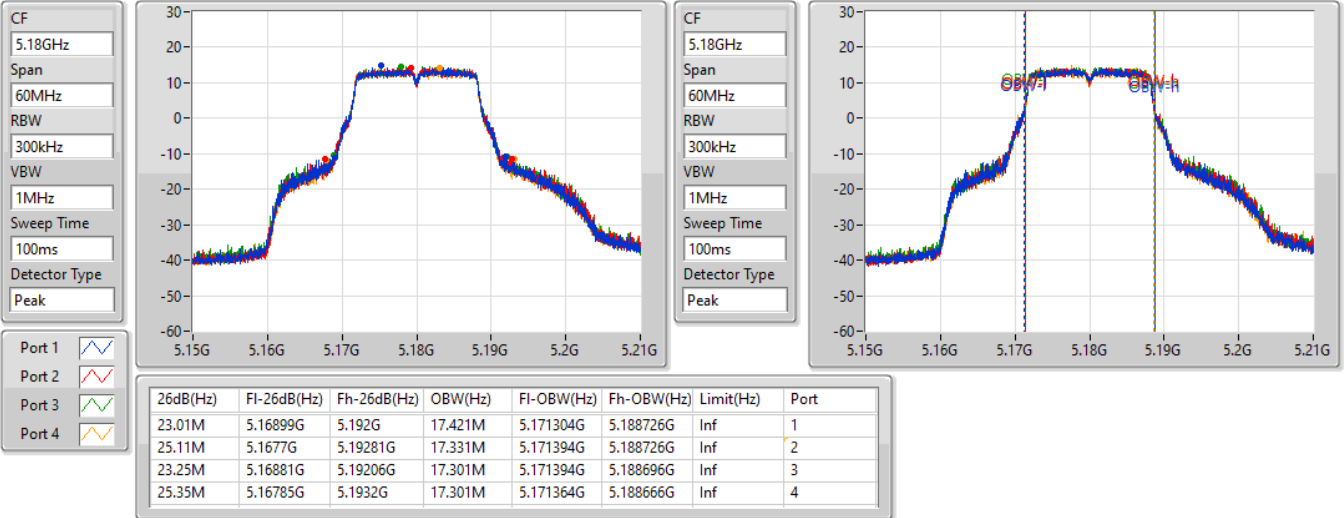
Port X-N dB = Port X 6dB down bandwidth for 5.725-5.85GHz band / 26dB down bandwidth for other band
Port X-OBW = Port X 99% occupied bandwidth

802.11a_Nss1,(6Mbps)_4TX

EBW

5180MHz

17/08/2022

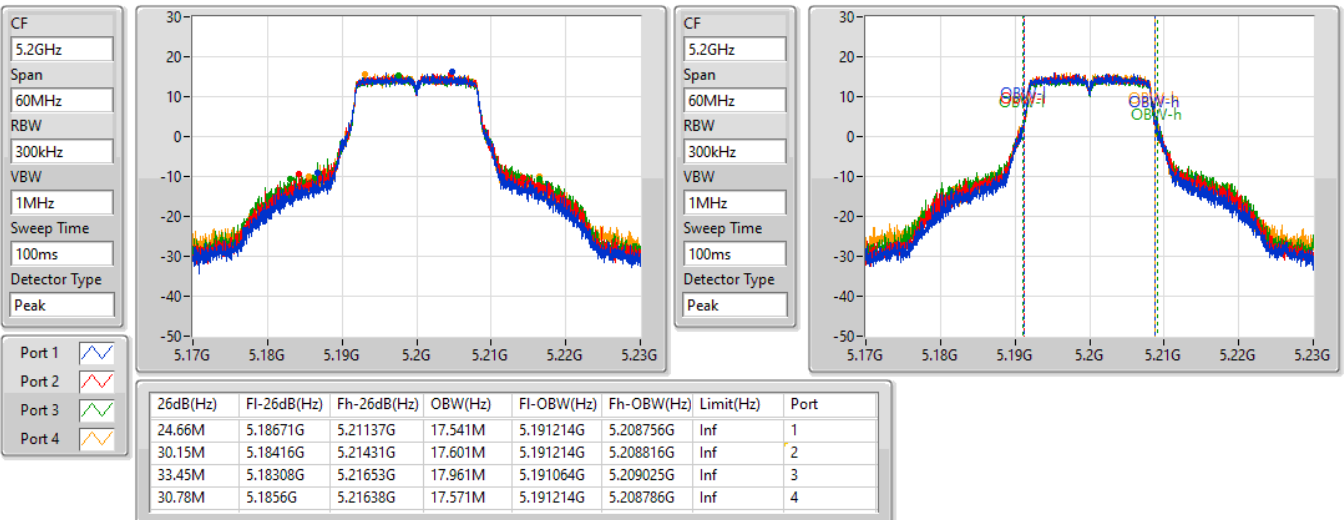


802.11a_Nss1,(6Mbps)_4TX

EBW

5200MHz

17/08/2022

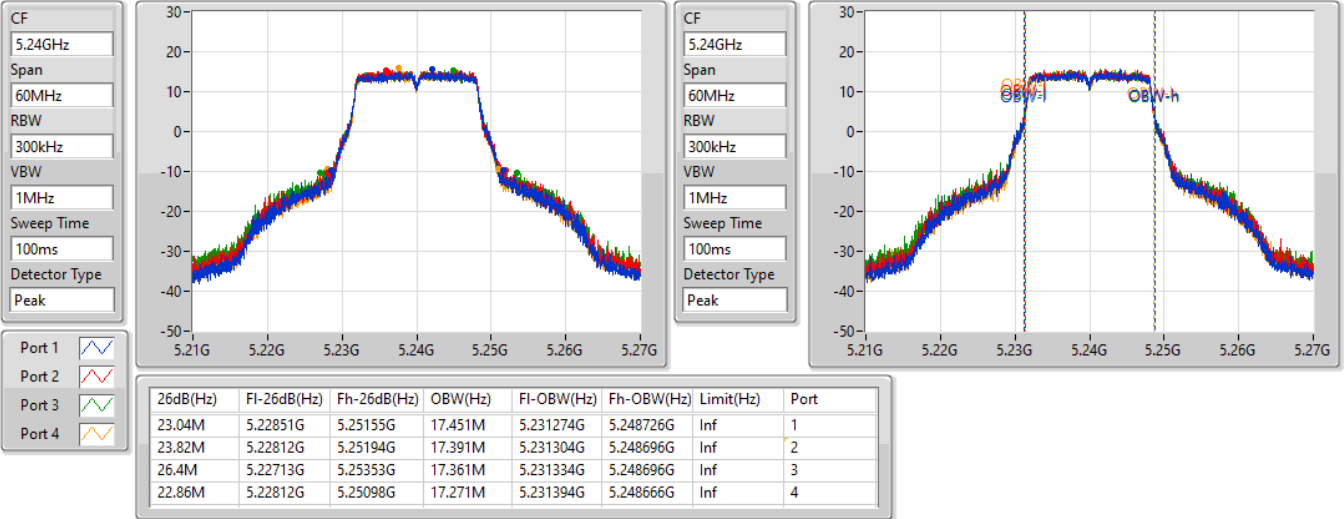


802.11a_Nss1,(6Mbps)_4TX

EBW

5240MHz

17/08/2022

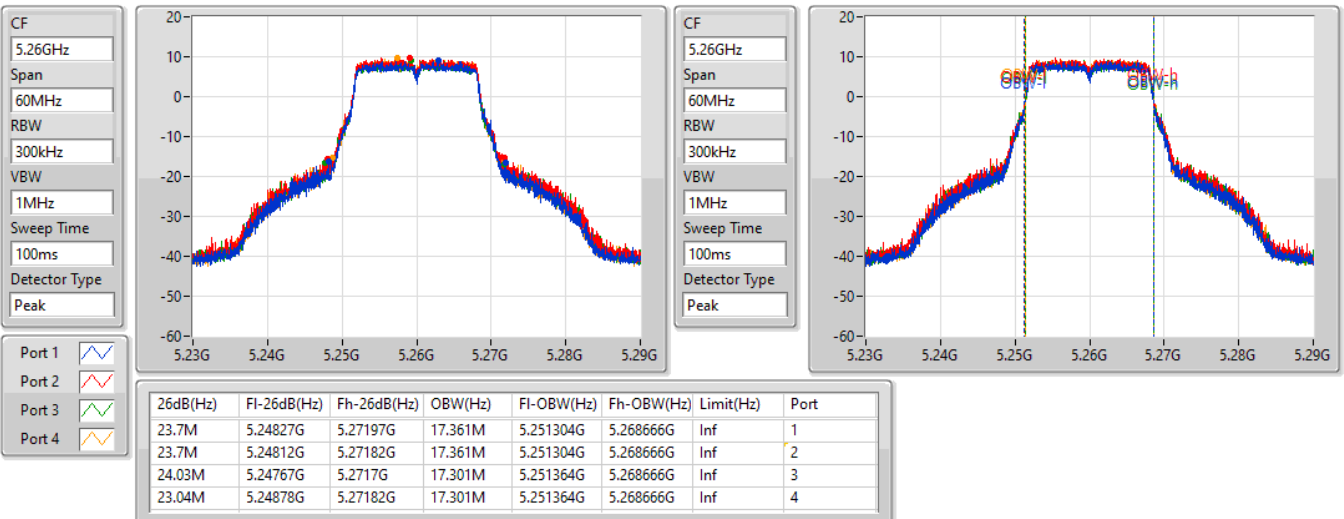


802.11a_Nss1,(6Mbps)_4TX

EBW

5260MHz

17/08/2022

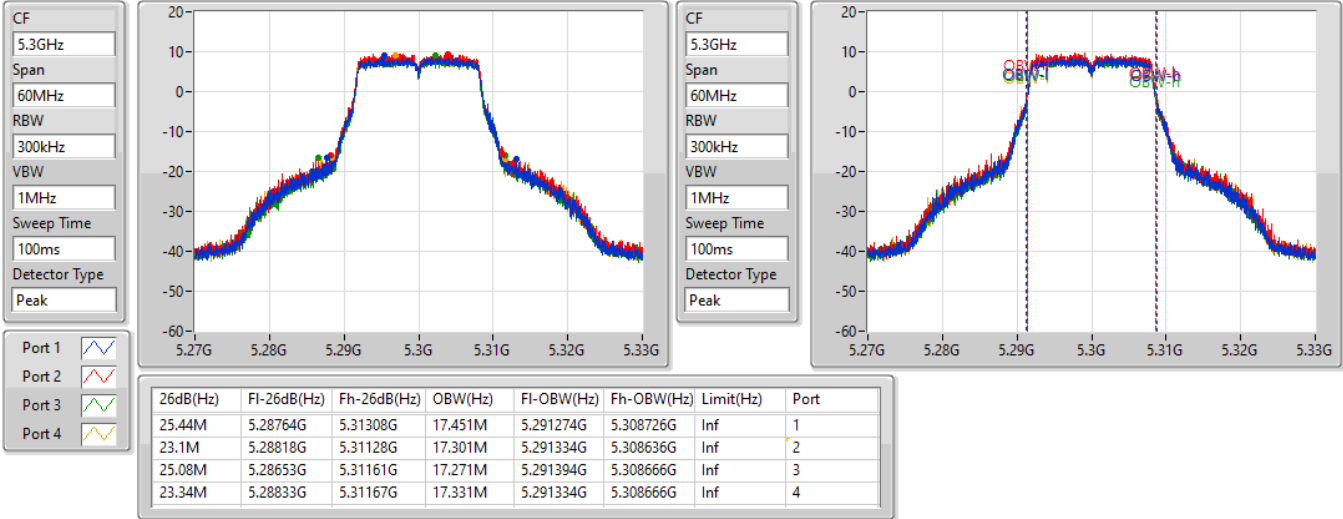


802.11a_Nss1,(6Mbps)_4TX

EBW

5300MHz

17/08/2022

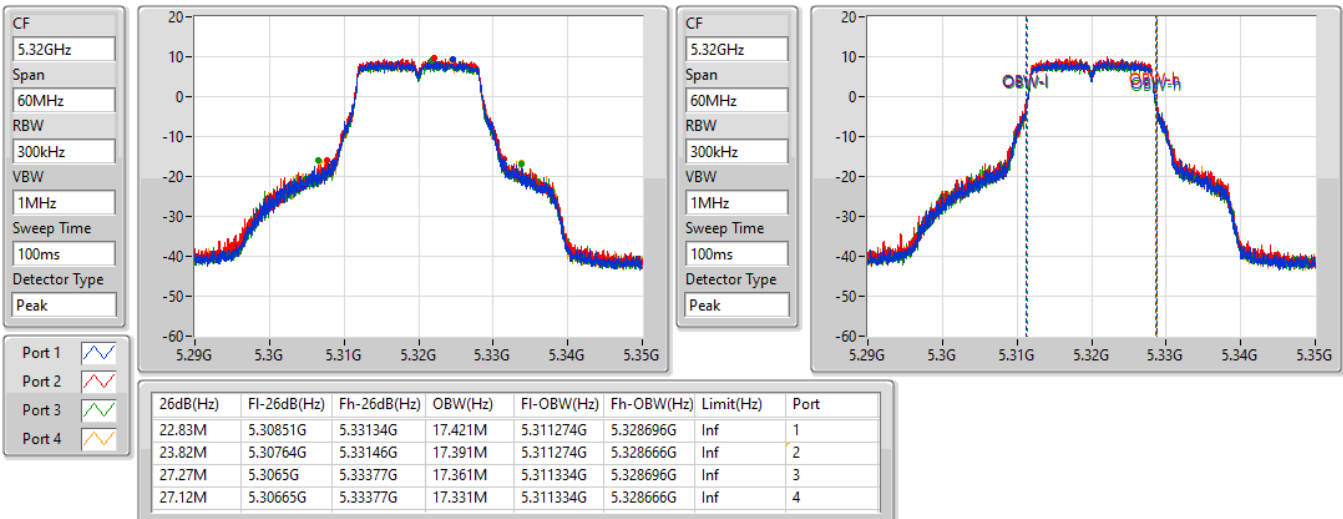


802.11a_Nss1,(6Mbps)_4TX

EBW

5320MHz

17/08/2022

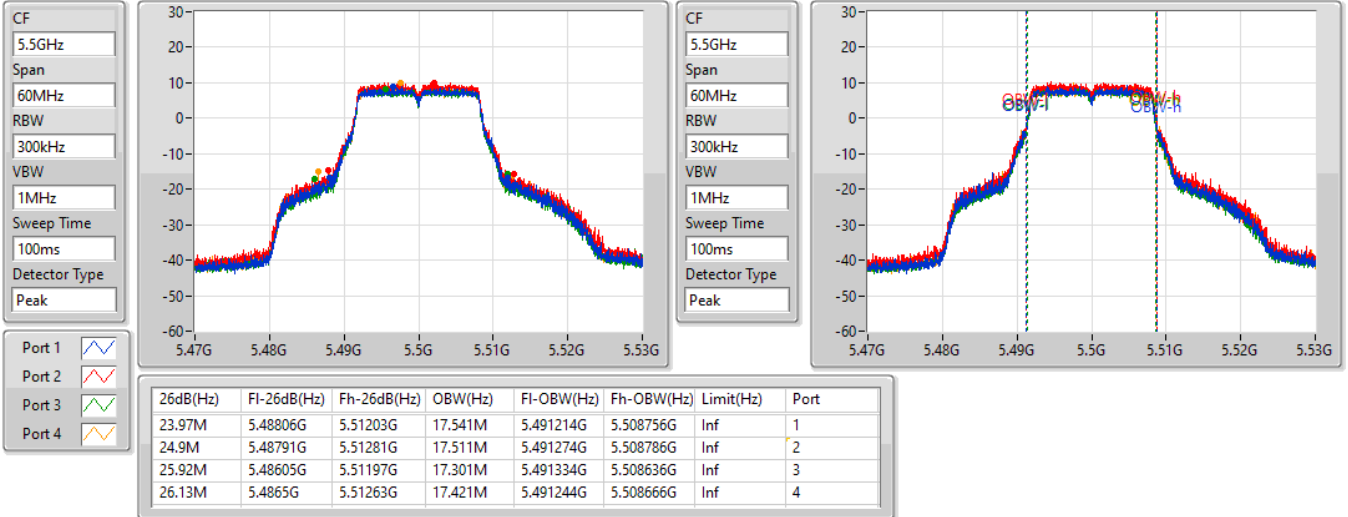


802.11a_Nss1,(6Mbps)_4TX

EBW

5500MHz

17/08/2022

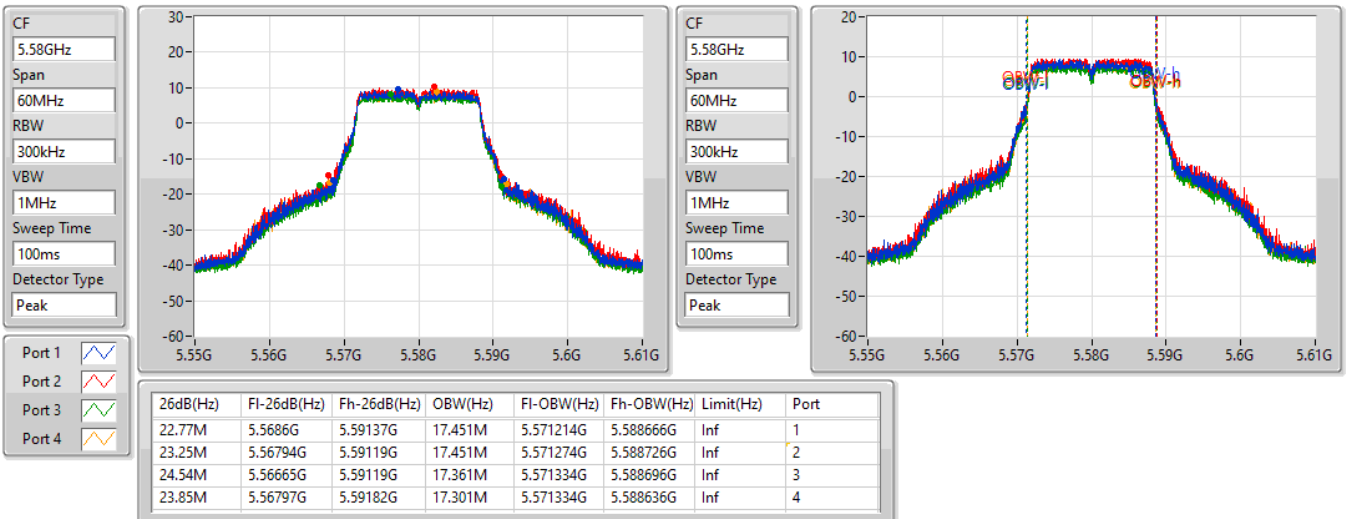


802.11a_Nss1,(6Mbps)_4TX

EBW

5580MHz

17/08/2022

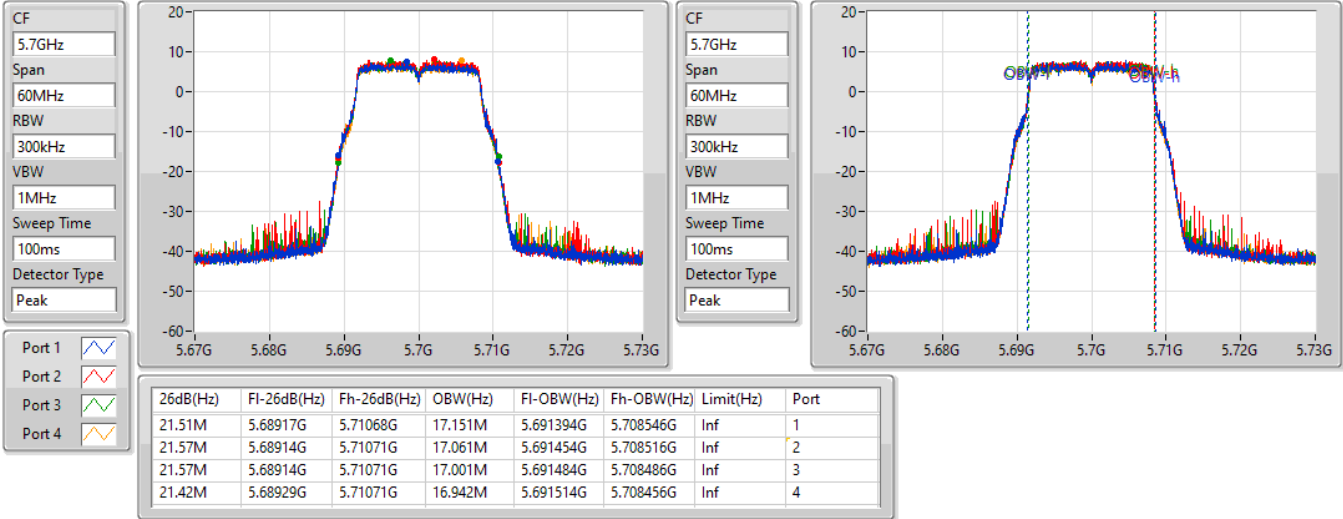


802.11a_Nss1,(6Mbps)_4TX

EBW

5700MHz

17/08/2022

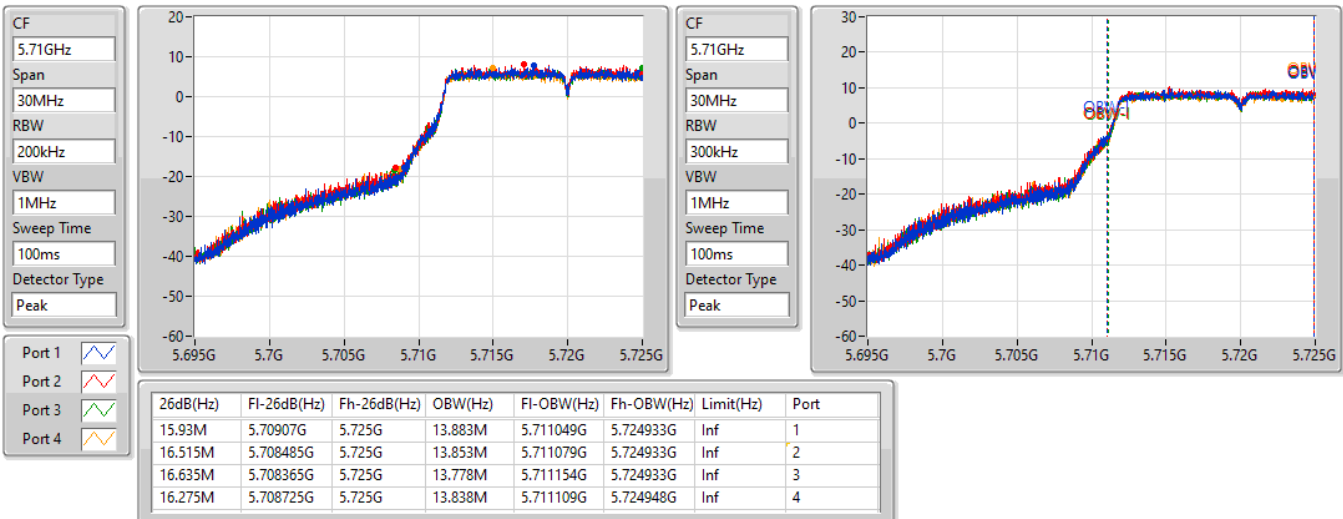


802.11a_Nss1,(6Mbps)_4TX

EBW

5720MHz Straddle 5.47-5.725GHz

17/08/2022

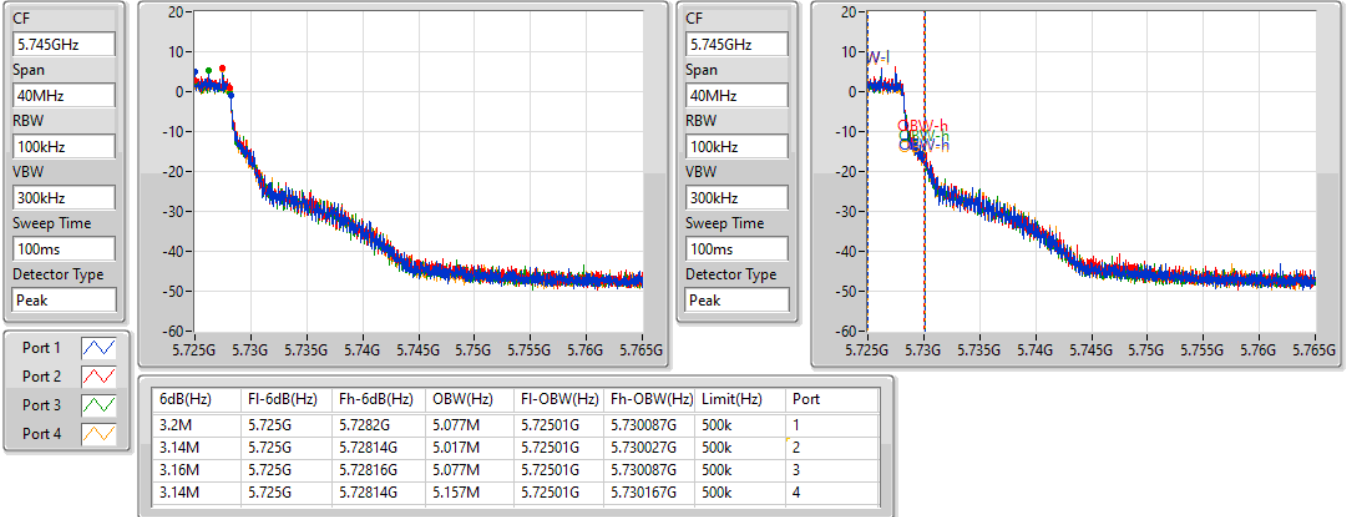


802.11a_Nss1,(6Mbps)_4TX

EBW

5720MHz Straddle 5.725-5.85GHz

17/08/2022

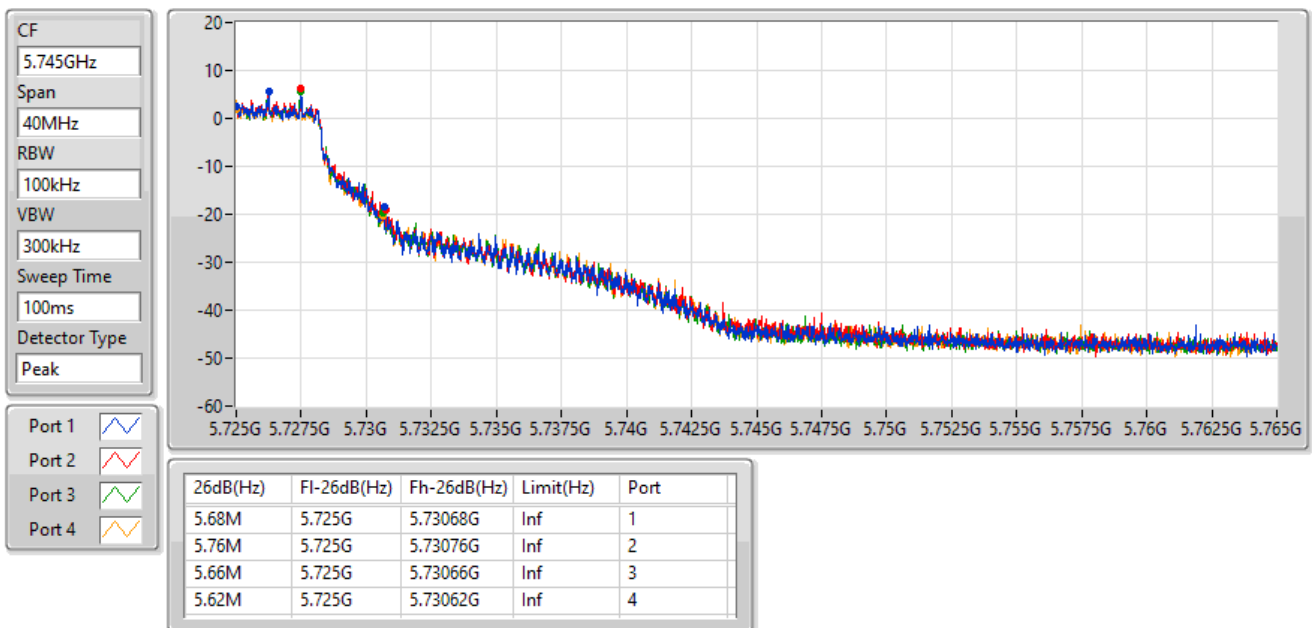


802.11a_Nss1,(6Mbps)_4TX

EBW

5720MHz Straddle 5.725-5.85GHz

17/08/2022



802.11a_Nss1,(6Mbps)_4TX

EBW

5745MHz

04/08/2022

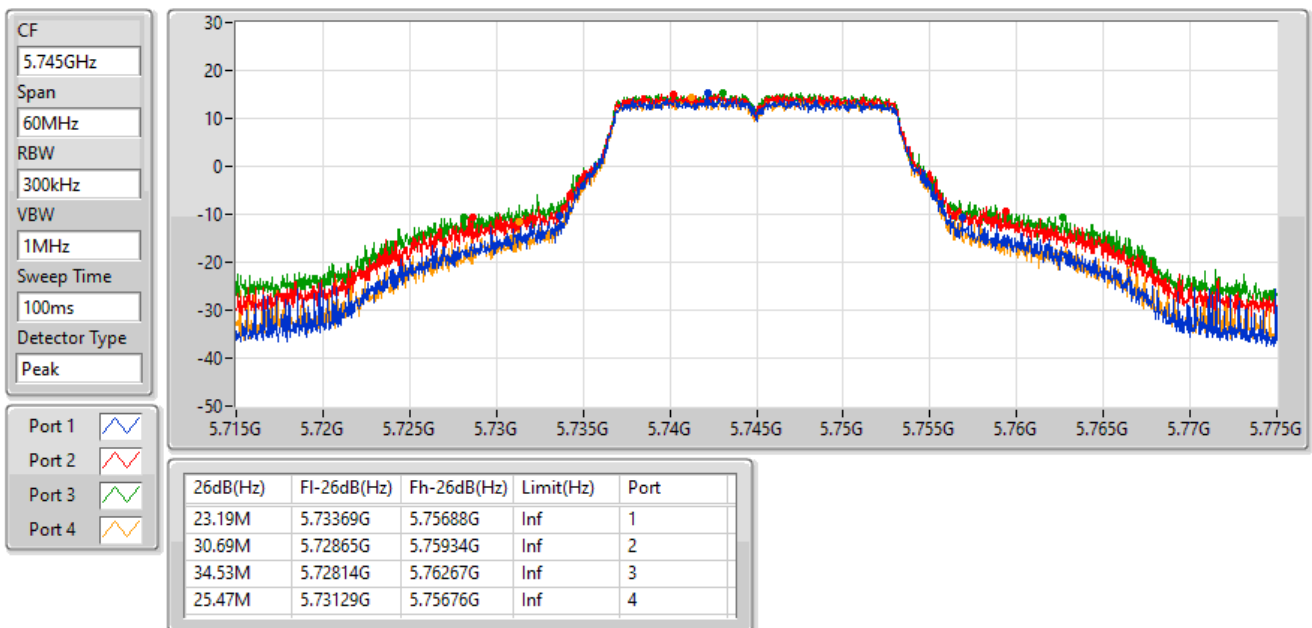


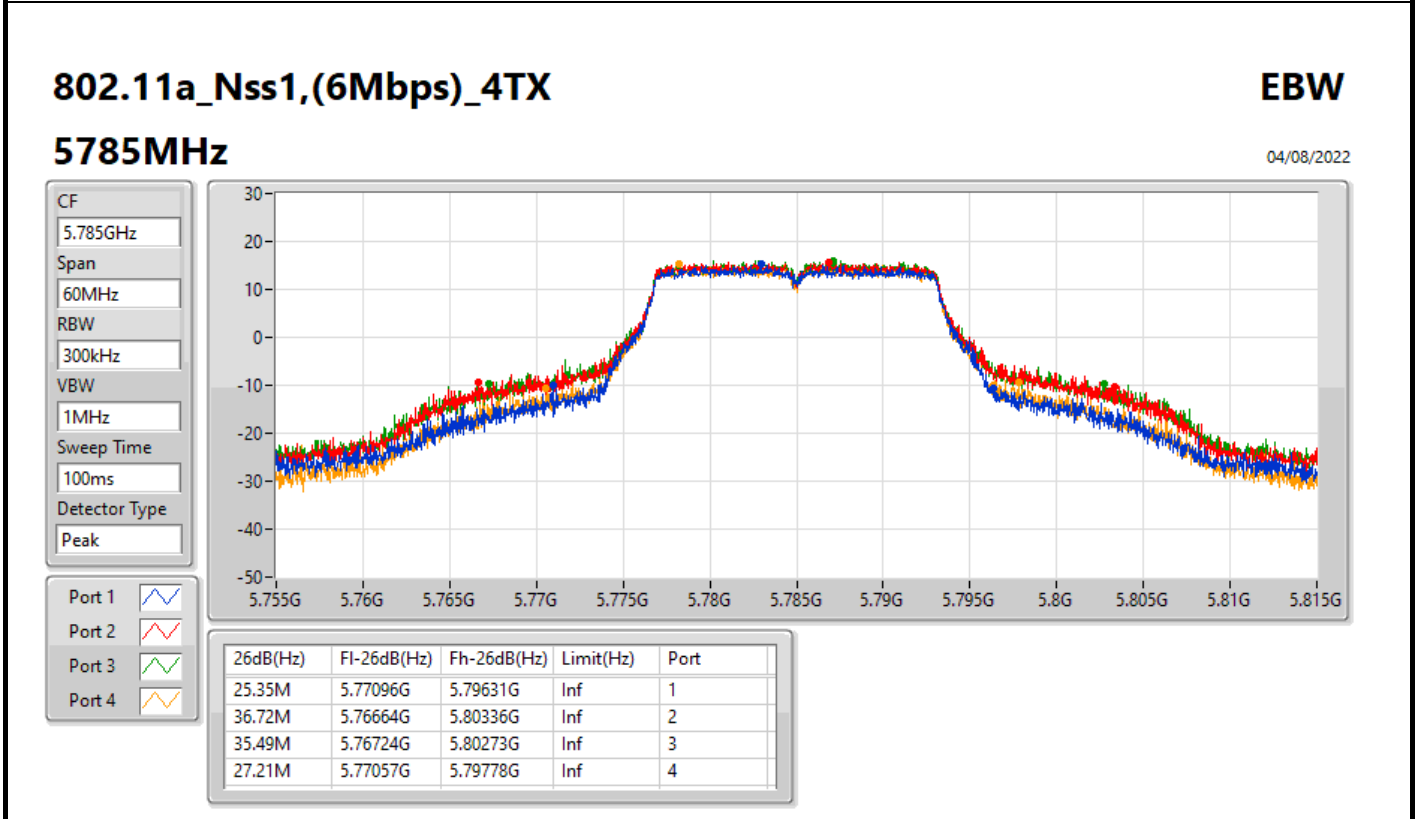
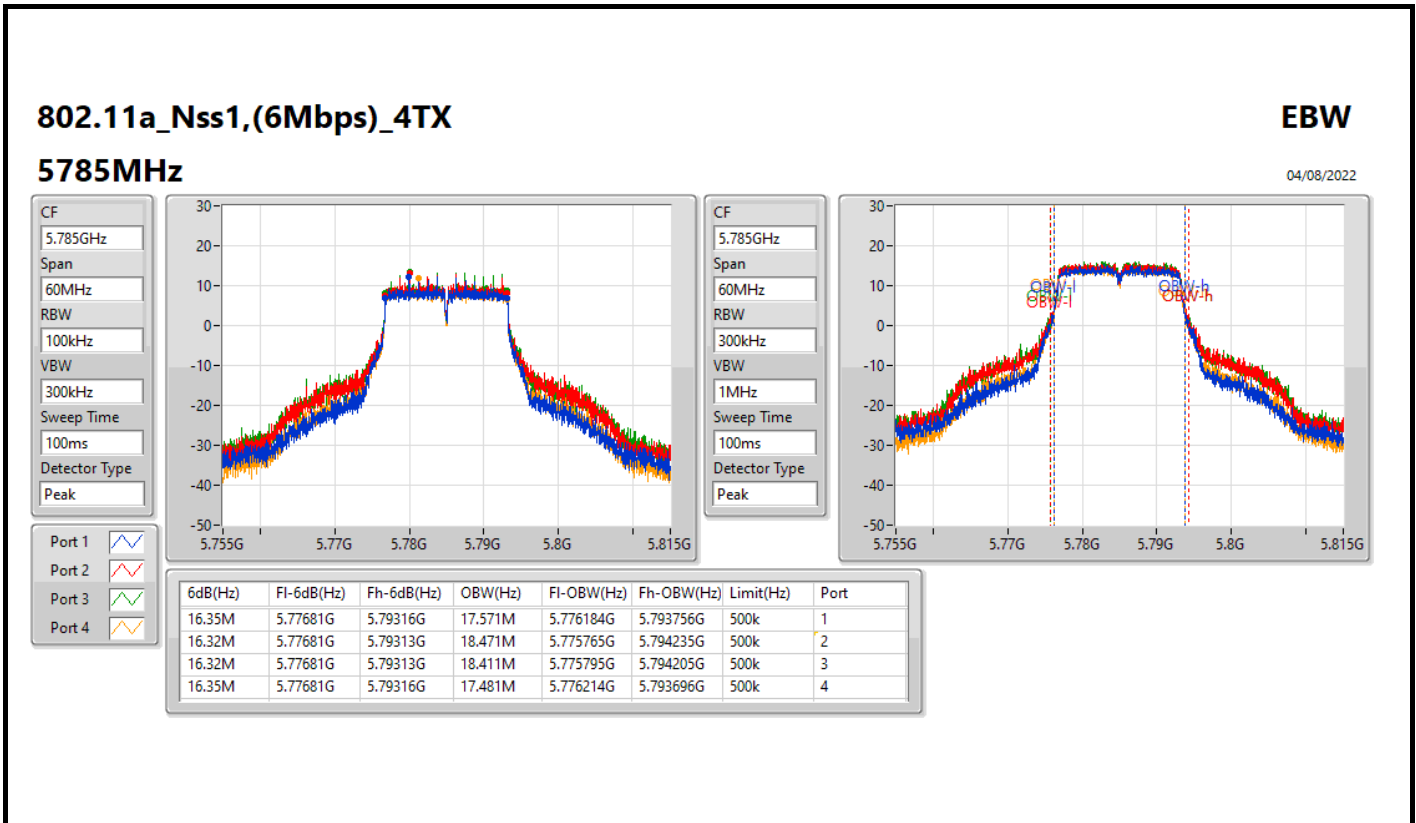
802.11a_Nss1,(6Mbps)_4TX

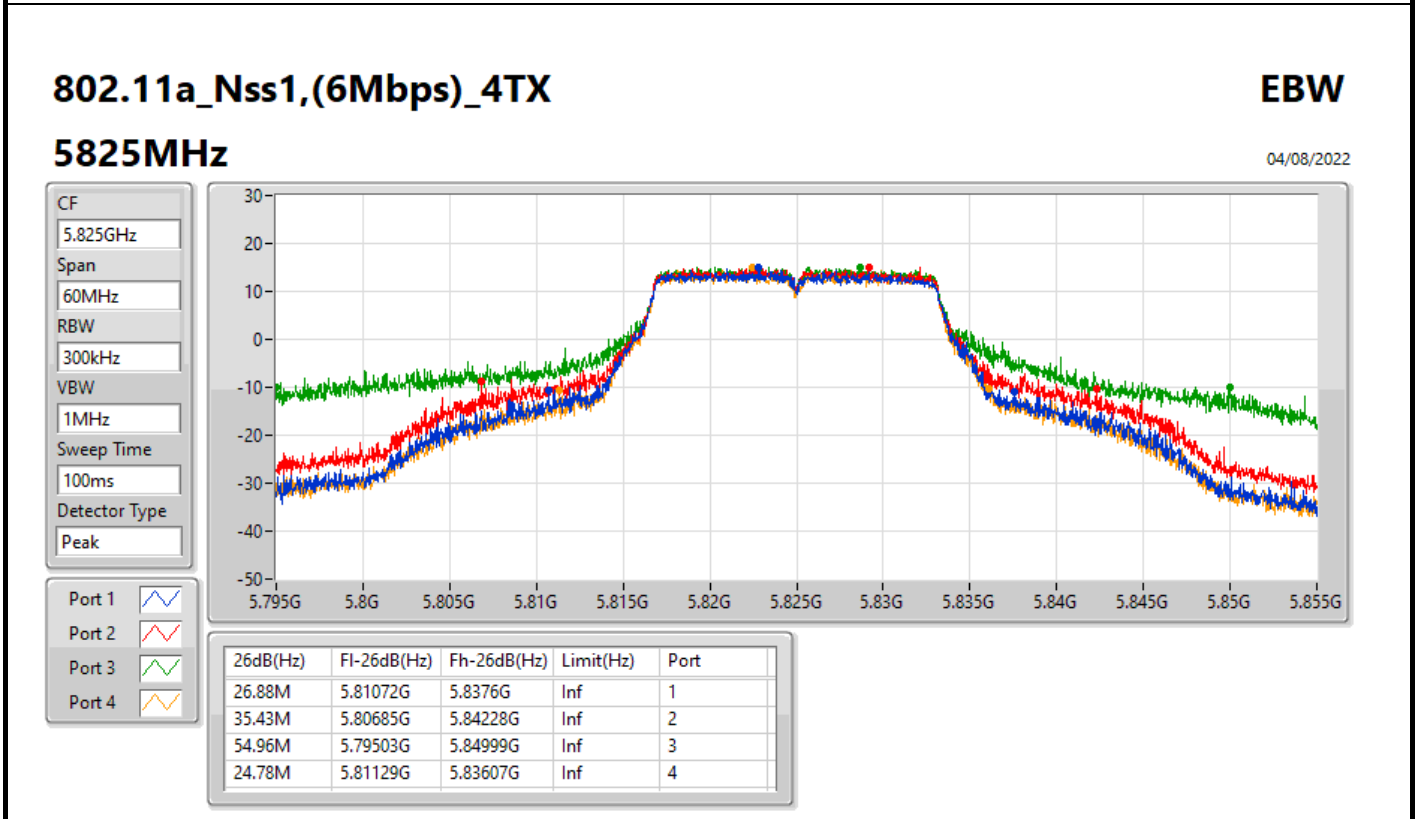
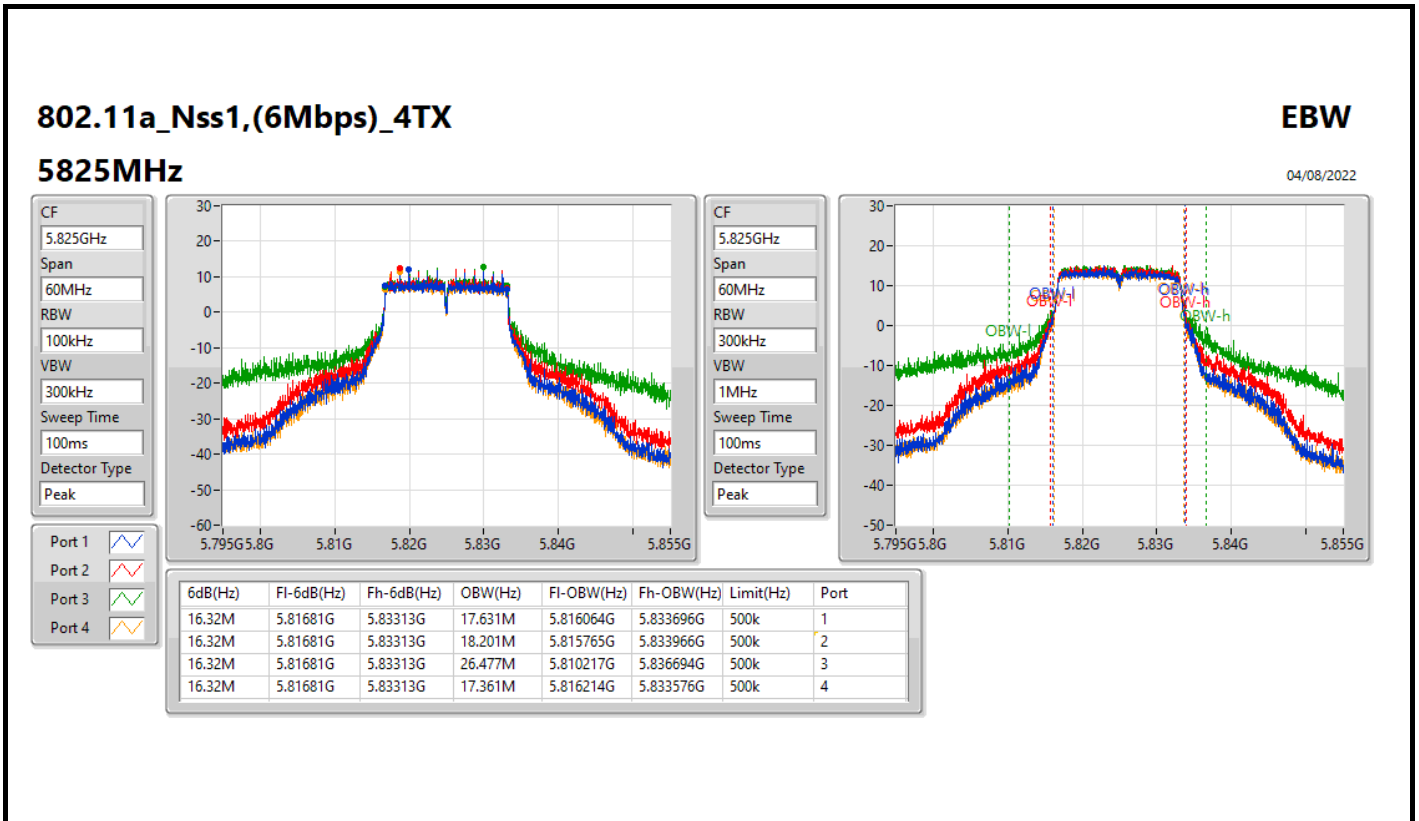
EBW

5745MHz

04/08/2022





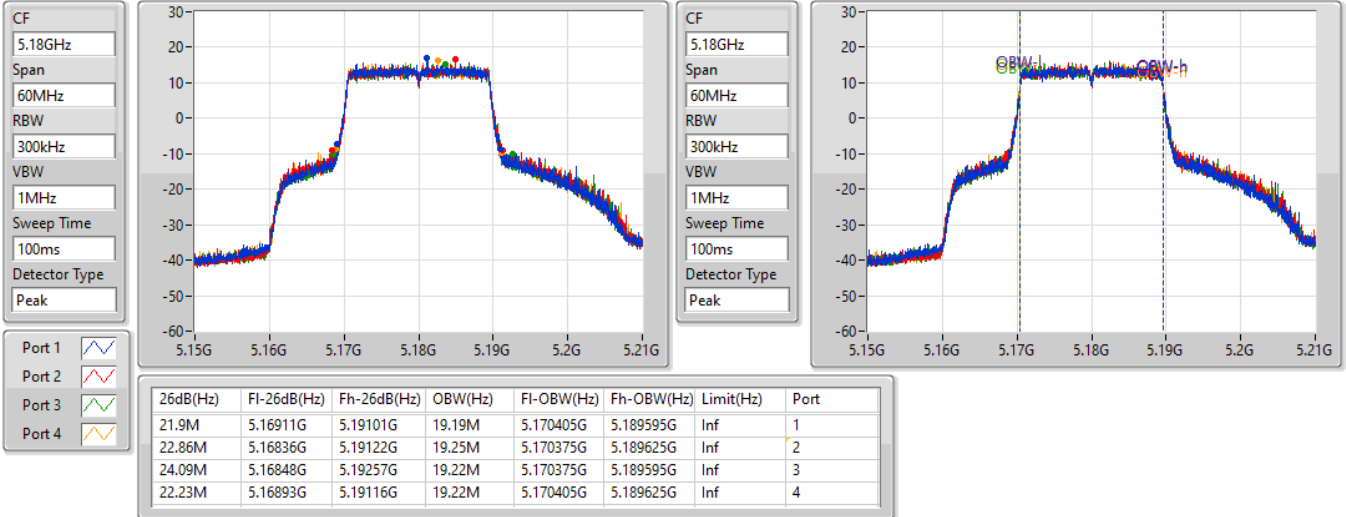


802.11ax HEW20_Nss1,(MCS0)_4TX

EBW

5180MHz

17/08/2022

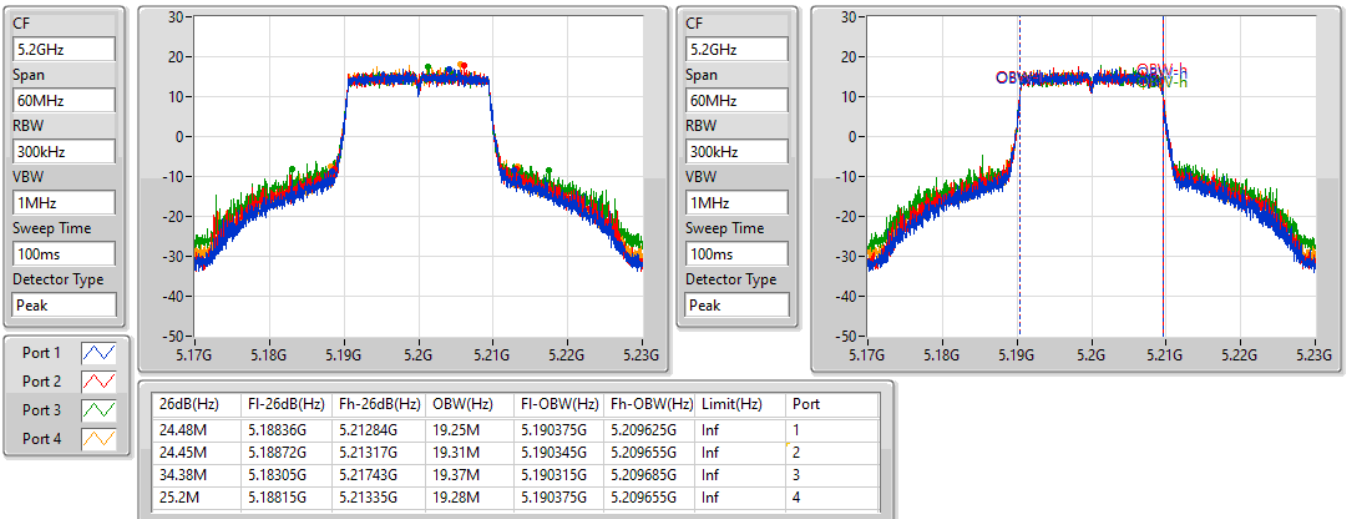


802.11ax HEW20_Nss1,(MCS0)_4TX

EBW

5200MHz

17/08/2022



802.11ax HEW20_Nss1,(MCS0)_4TX

EBW

5240MHz

17/08/2022

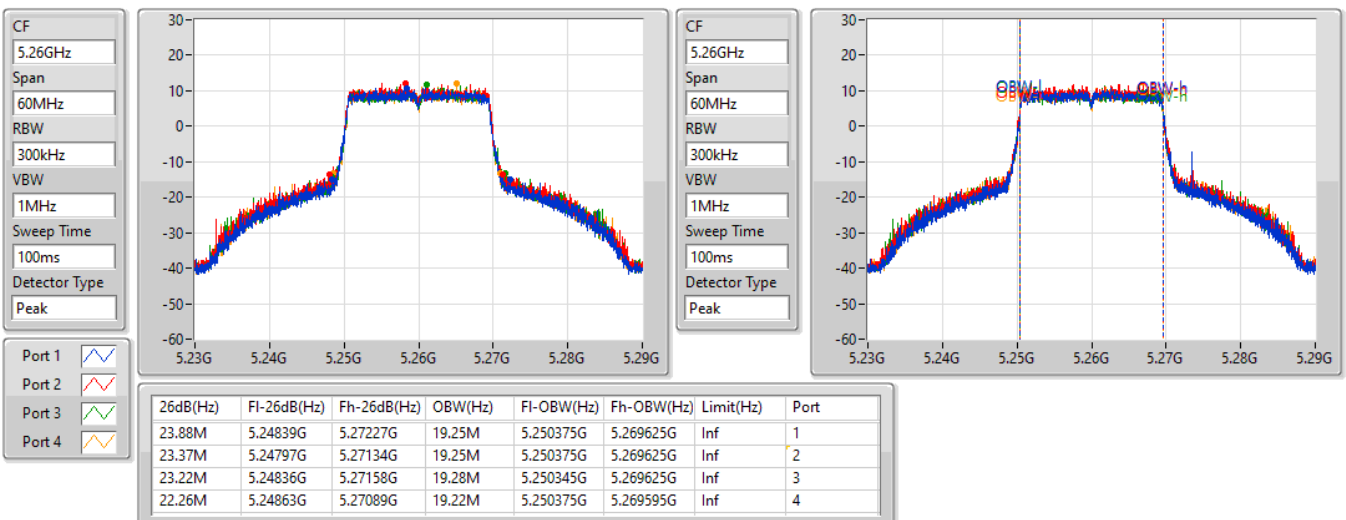


802.11ax HEW20_Nss1,(MCS0)_4TX

EBW

5260MHz

17/08/2022

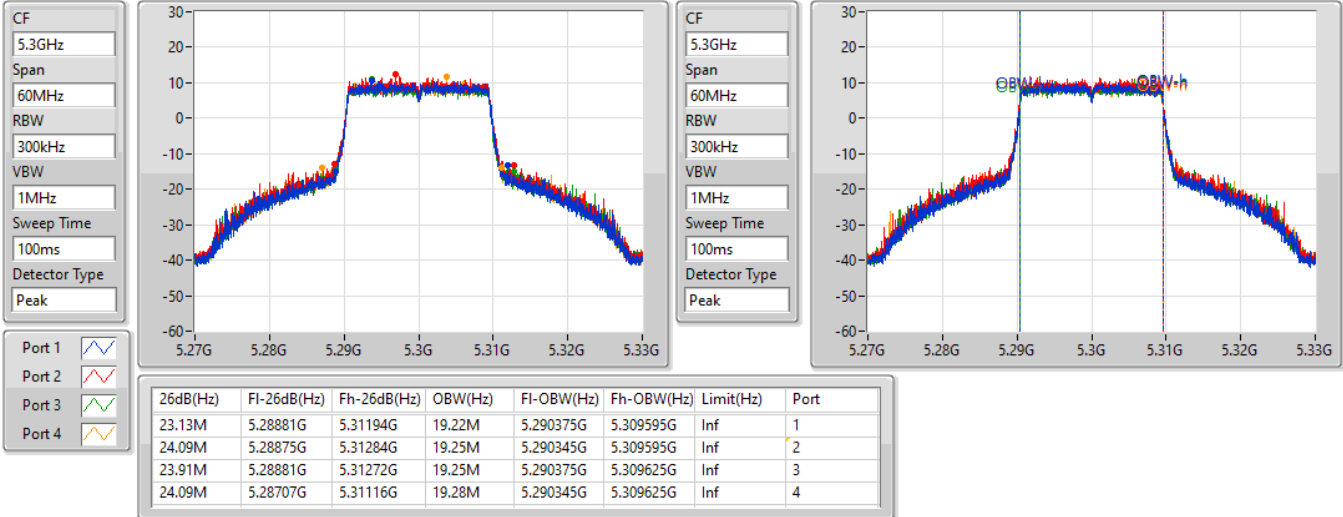


802.11ax HEW20_Nss1,(MCS0)_4TX

EBW

5300MHz

17/08/2022

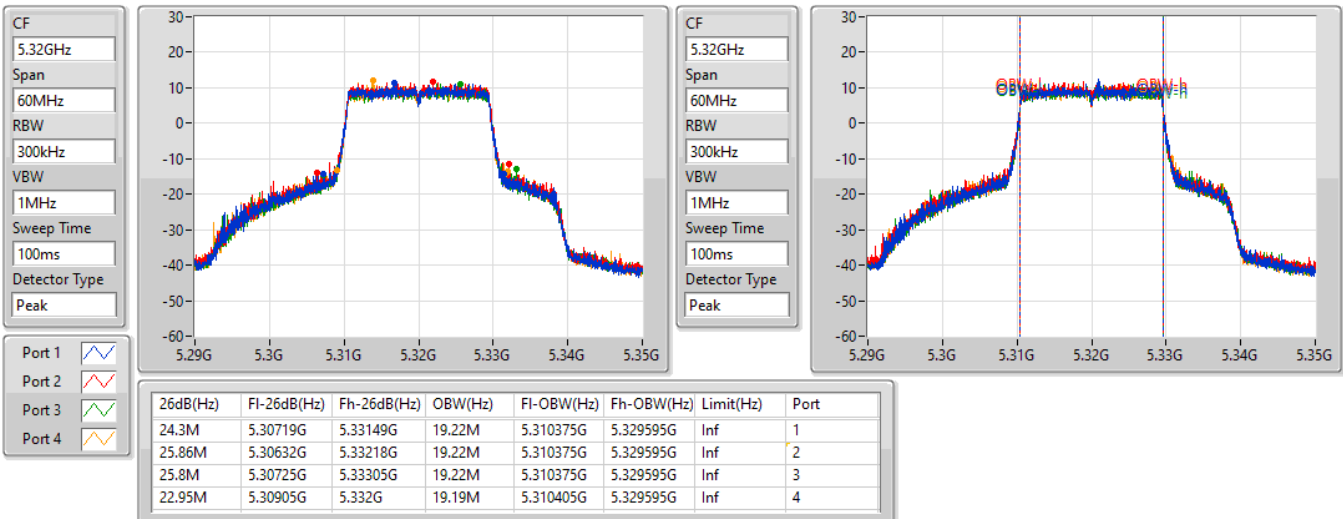


802.11ax HEW20_Nss1,(MCS0)_4TX

EBW

5320MHz

17/08/2022

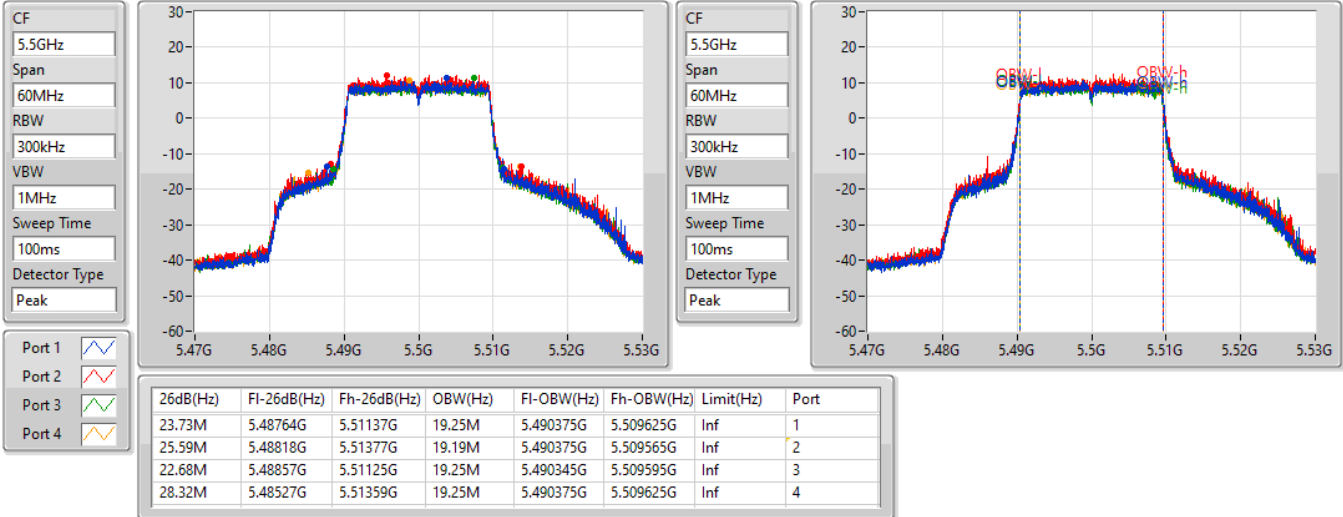


802.11ax HEW20_Nss1,(MCS0)_4TX

EBW

5500MHz

17/08/2022

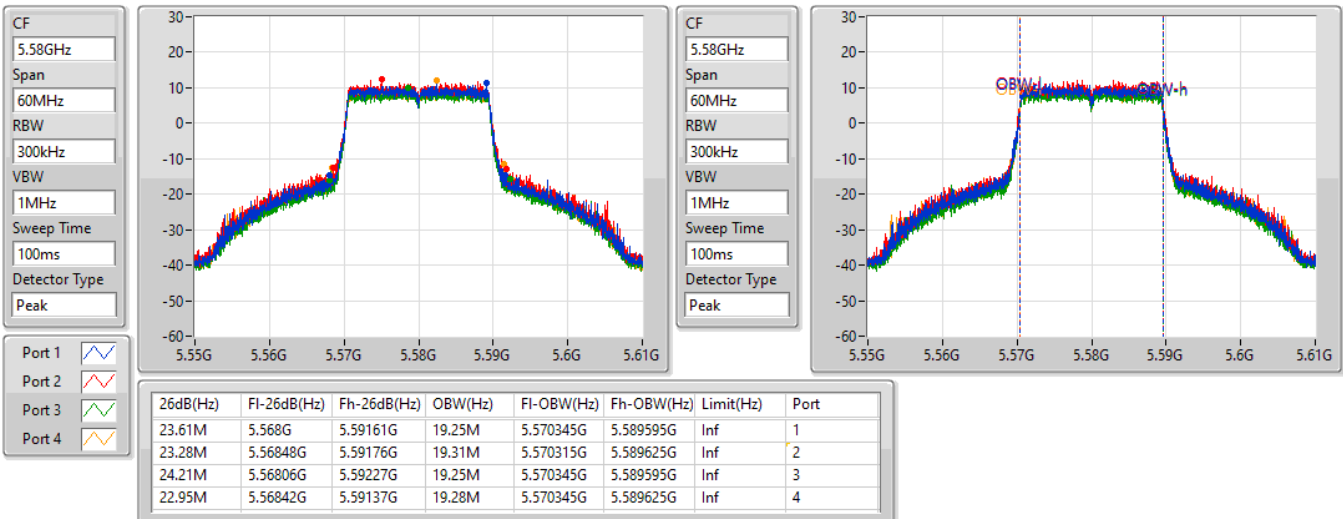


802.11ax HEW20_Nss1,(MCS0)_4TX

EBW

5580MHz

17/08/2022

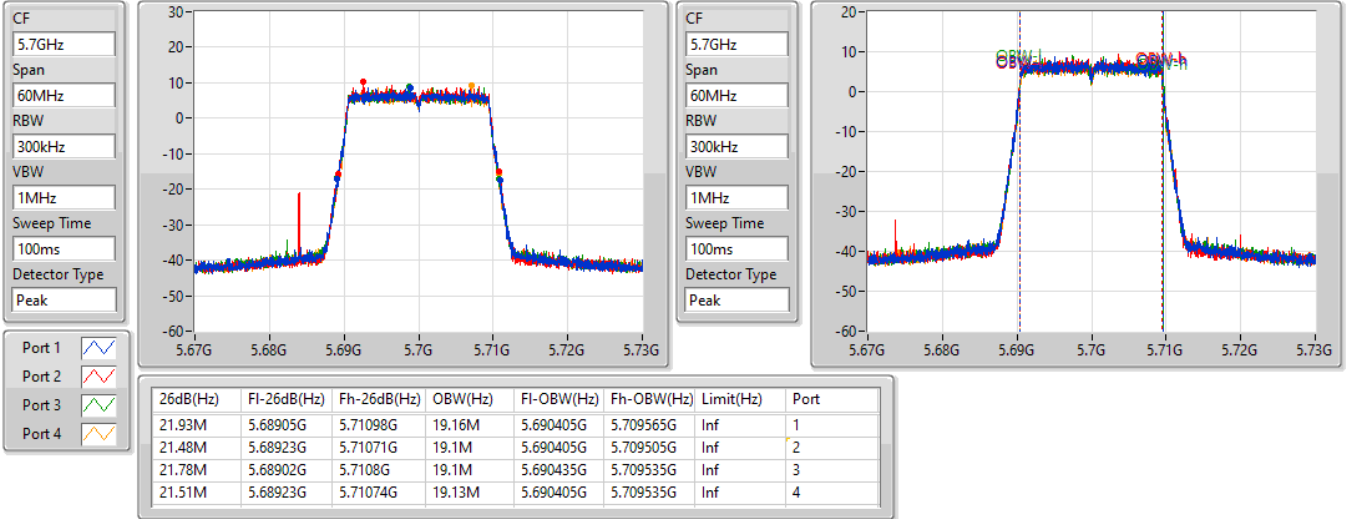


802.11ax HEW20_Nss1,(MCS0)_4TX

EBW

5700MHz

17/08/2022

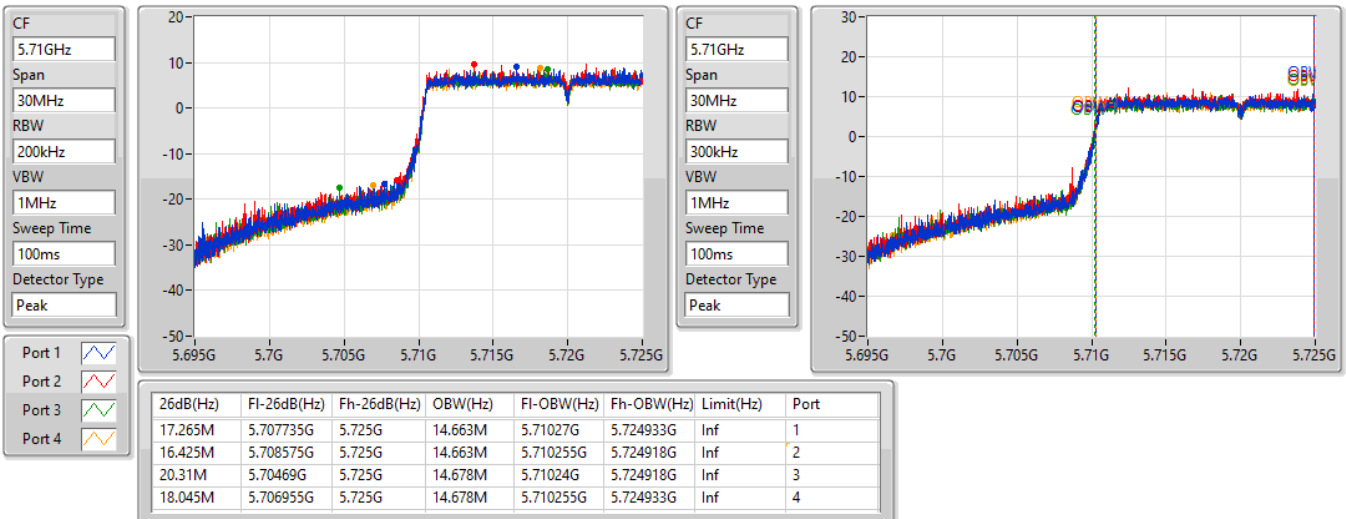


802.11ax HEW20_Nss1,(MCS0)_4TX

EBW

5720MHz Straddle 5.47-5.725GHz

17/08/2022

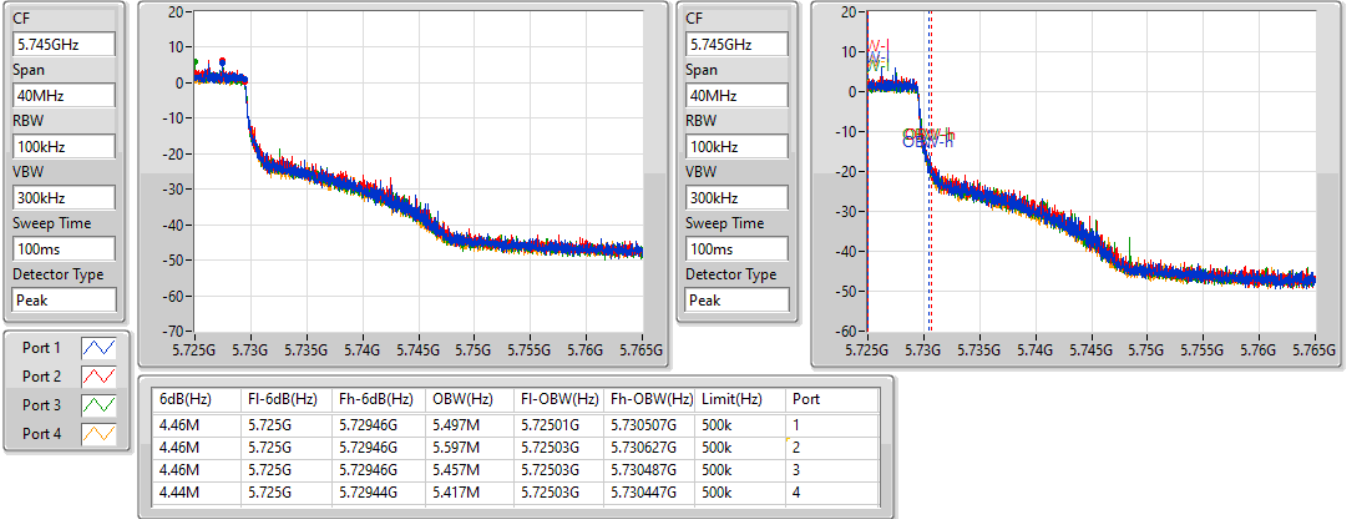


802.11ax HEW20_Nss1,(MCS0)_4TX

EBW

5720MHz Straddle 5.725-5.85GHz

17/08/2022

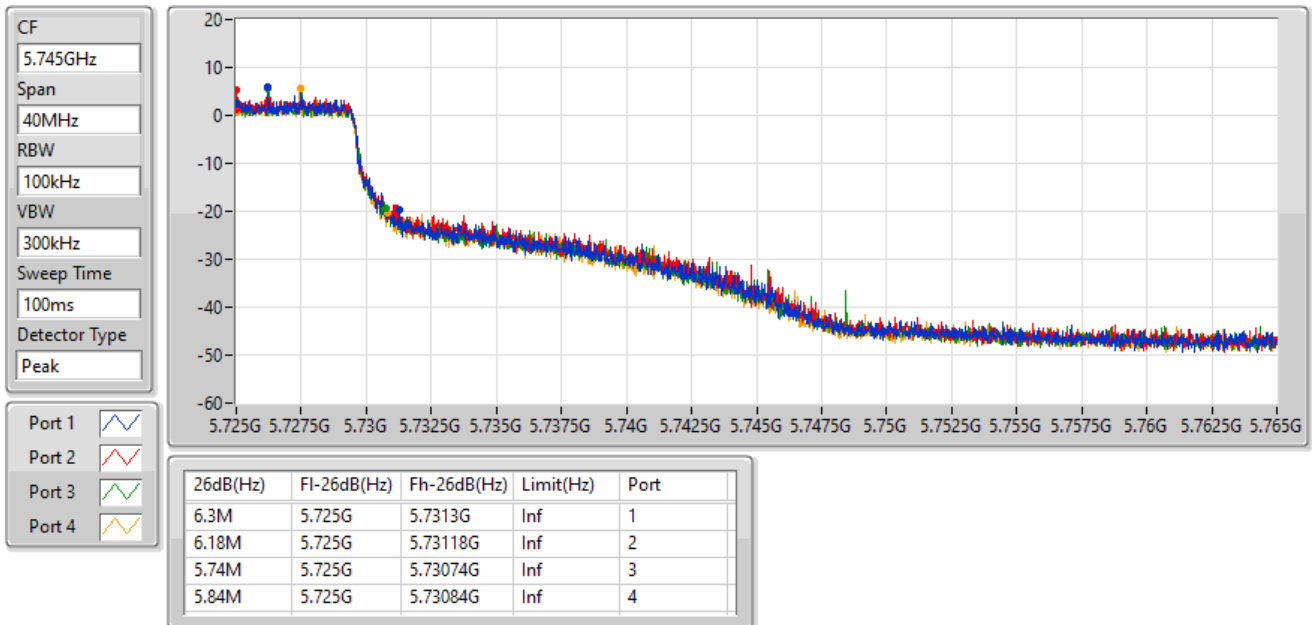


802.11ax HEW20_Nss1,(MCS0)_4TX

EBW

5720MHz Straddle 5.725-5.85GHz

17/08/2022

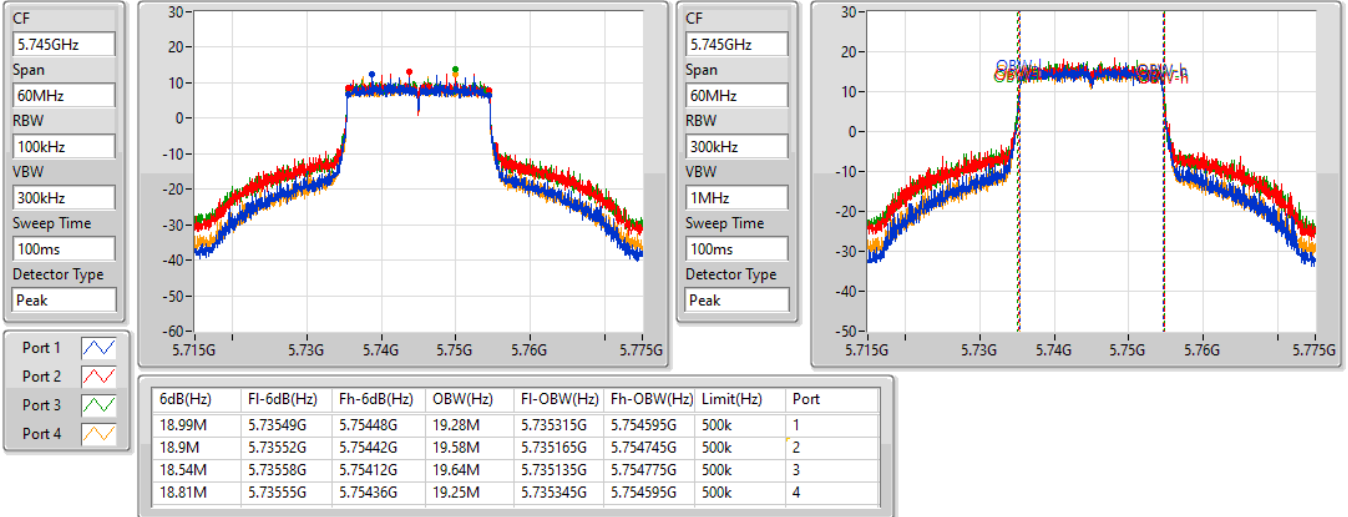


802.11ax HEW20_Nss1,(MCS0)_4TX

EBW

5745MHz

04/08/2022

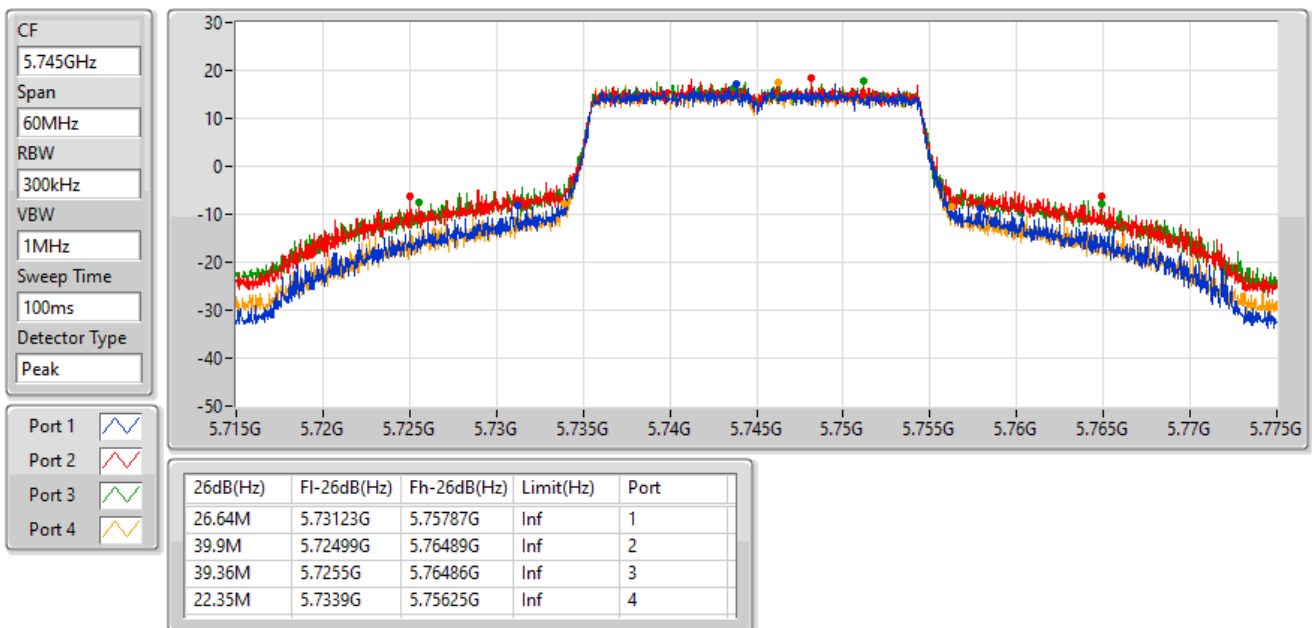


802.11ax HEW20_Nss1,(MCS0)_4TX

EBW

5745MHz

04/08/2022



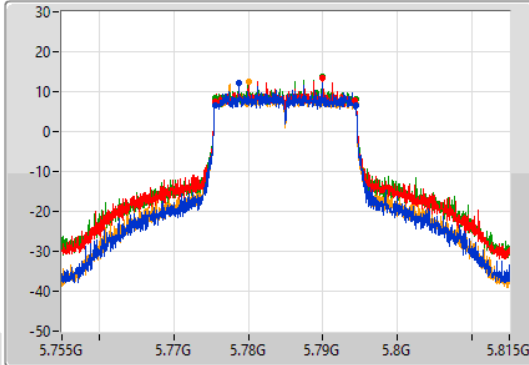
802.11ax HEW20_Nss1,(MCS0)_4TX

EBW

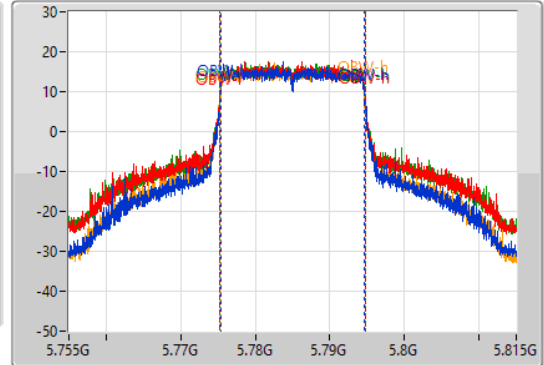
5785MHz

04/08/2022

CF
5.785GHz
Span
60MHz
RBW
100kHz
VBW
300kHz
Sweep Time
100ms
Detector Type
Peak



CF
5.785GHz
Span
60MHz
RBW
300kHz
VBW
1MHz
Sweep Time
100ms
Detector Type
Peak



Port 1
Port 2
Port 3
Port 4

6dB(Hz)	Fl-6dB(Hz)	Fh-6dB(Hz)	OBW(Hz)	Fl-OBW(Hz)	Fh-OBW(Hz)	Limit(Hz)	Port
18.96M	5.77549G	5.79445G	19.25M	5.775375G	5.794625G	500k	1
18.78M	5.77555G	5.79433G	19.55M	5.775195G	5.794745G	500k	2
18.87M	5.77555G	5.79442G	19.49M	5.775225G	5.794715G	500k	3
18.87M	5.77558G	5.79445G	19.28M	5.775315G	5.794595G	500k	4

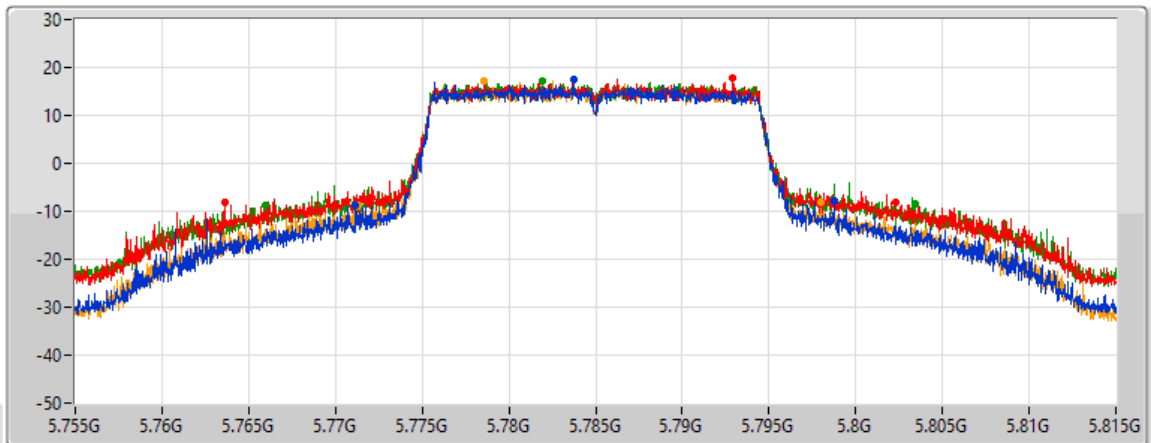
802.11ax HEW20_Nss1,(MCS0)_4TX

EBW

5785MHz

04/08/2022

CF
5.785GHz
Span
60MHz
RBW
300kHz
VBW
1MHz
Sweep Time
100ms
Detector Type
Peak



Port 1
Port 2
Port 3
Port 4

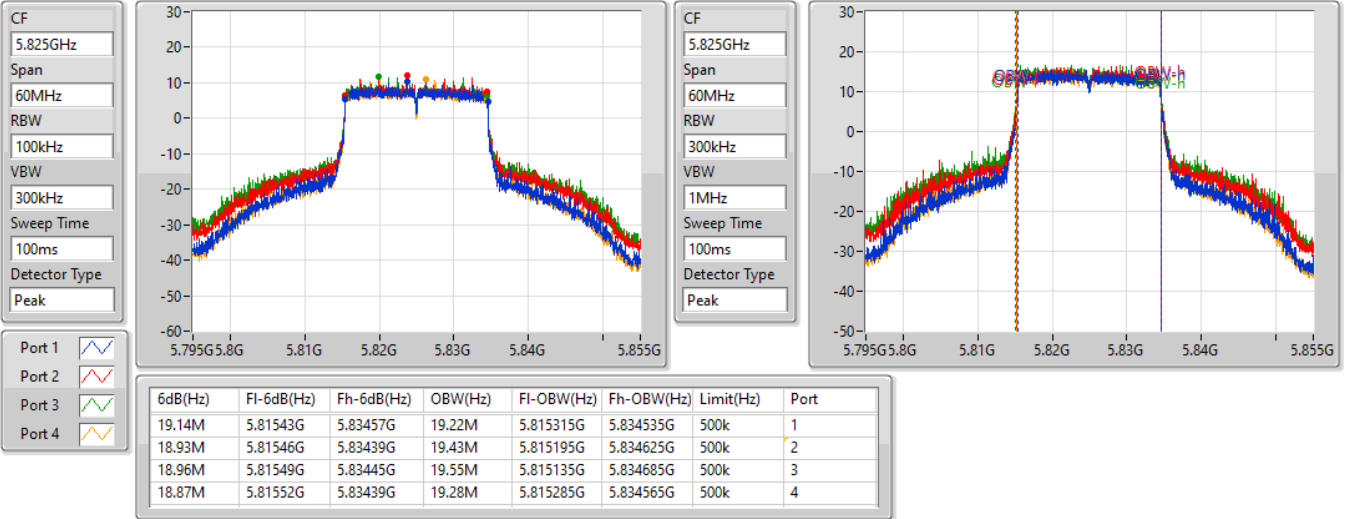
26dB(Hz)	Fl-26dB(Hz)	Fh-26dB(Hz)	Limit(Hz)	Port
27.6M	5.77117G	5.79877G	Inf	1
38.7M	5.76361G	5.80231G	Inf	2
37.47M	5.76598G	5.80345G	Inf	3
26.67M	5.77129G	5.79796G	Inf	4

802.11ax HEW20_Nss1,(MCS0)_4TX

EBW

5825MHz

04/08/2022

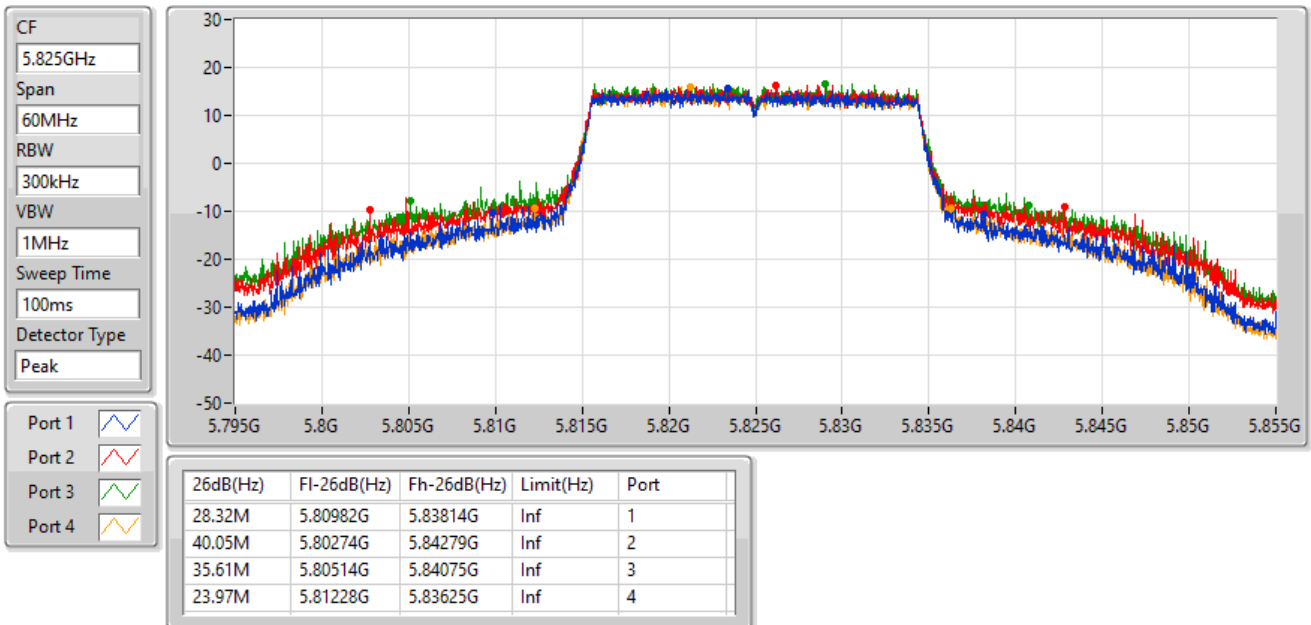


802.11ax HEW20_Nss1,(MCS0)_4TX

EBW

5825MHz

04/08/2022



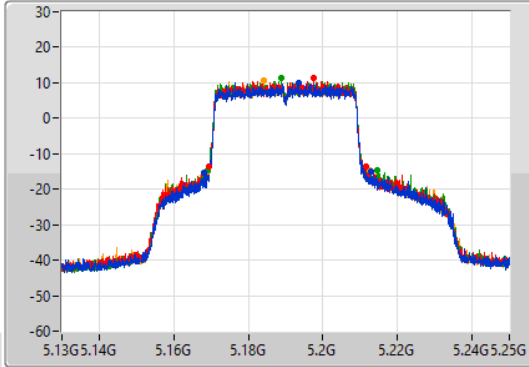
802.11ax HEW40_Nss1,(MCS0)_4TX

EBW

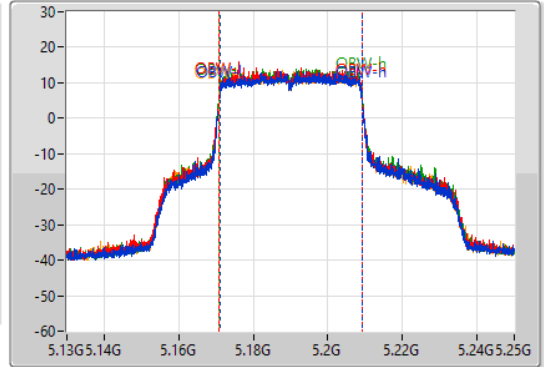
5190MHz

04/08/2022

CF
5.19GHz
Span
120MHz
RBW
500kHz
VBW
2MHz
Sweep Time
100ms
Detector Type
Peak



CF
5.19GHz
Span
120MHz
RBW
1MHz
VBW
3MHz
Sweep Time
100ms
Detector Type
Peak



Port 1
Port 2
Port 3
Port 4

26dB(Hz)	Fl-26dB(Hz)	Fh-26dB(Hz)	OBW(Hz)	Fl-OBW(Hz)	Fh-OBW(Hz)	Limit(Hz)	Port
45M	5.16804G	5.21304G	38.141M	5.17099G	5.20913G	Inf	1
42.12M	5.1693G	5.21142G	38.141M	5.17093G	5.20907G	Inf	2
45.48M	5.16906G	5.21454G	38.141M	5.17093G	5.20907G	Inf	3
43.56M	5.16912G	5.21268G	38.201M	5.17093G	5.20913G	Inf	4

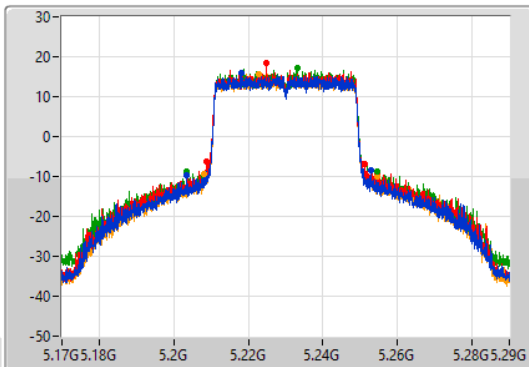
802.11ax HEW40_Nss1,(MCS0)_4TX

EBW

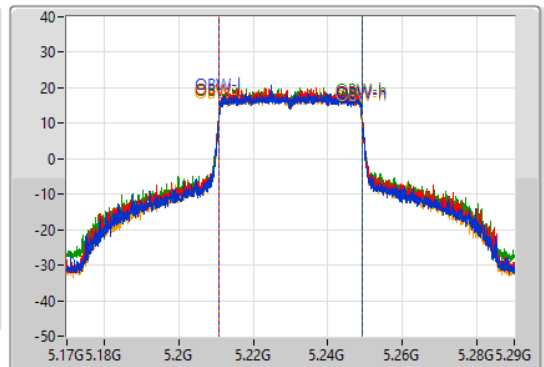
5230MHz

04/08/2022

CF
5.23GHz
Span
120MHz
RBW
500kHz
VBW
2MHz
Sweep Time
100ms
Detector Type
Peak



CF
5.23GHz
Span
120MHz
RBW
1MHz
VBW
3MHz
Sweep Time
100ms
Detector Type
Peak



Port 1
Port 2
Port 3
Port 4

26dB(Hz)	Fl-26dB(Hz)	Fh-26dB(Hz)	OBW(Hz)	Fl-OBW(Hz)	Fh-OBW(Hz)	Limit(Hz)	Port
49.26M	5.20348G	5.25274G	38.261M	5.21087G	5.24913G	Inf	1
42.36M	5.2087G	5.25106G	38.261M	5.21087G	5.24913G	Inf	2
50.94M	5.20348G	5.25442G	38.321M	5.21087G	5.24919G	Inf	3
46.38M	5.2081G	5.25448G	38.201M	5.21087G	5.24907G	Inf	4

802.11ax HEW40_Nss1,(MCS0)_4TX

EBW

5270MHz

17/08/2022

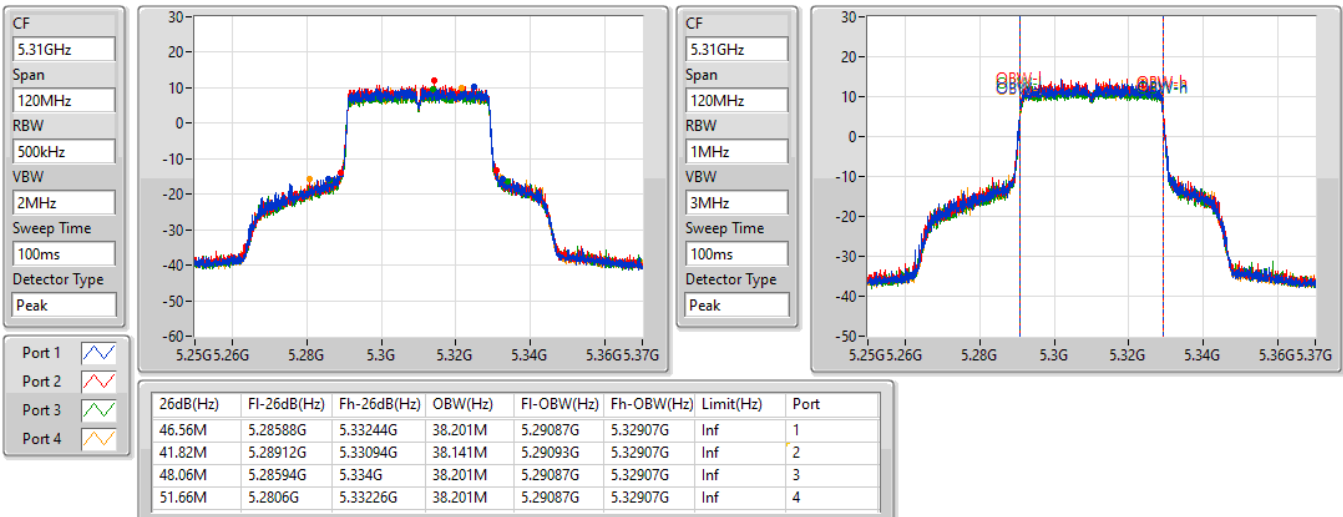


802.11ax HEW40_Nss1,(MCS0)_4TX

EBW

5310MHz

17/08/2022

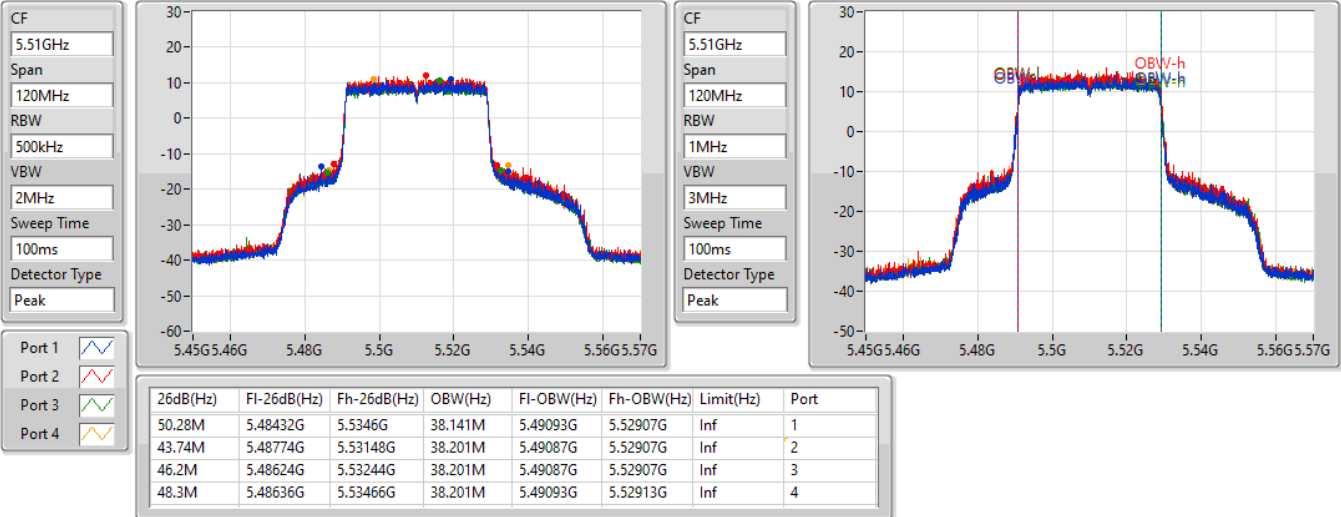


802.11ax HEW40_Nss1,(MCS0)_4TX

EBW

5510MHz

17/08/2022

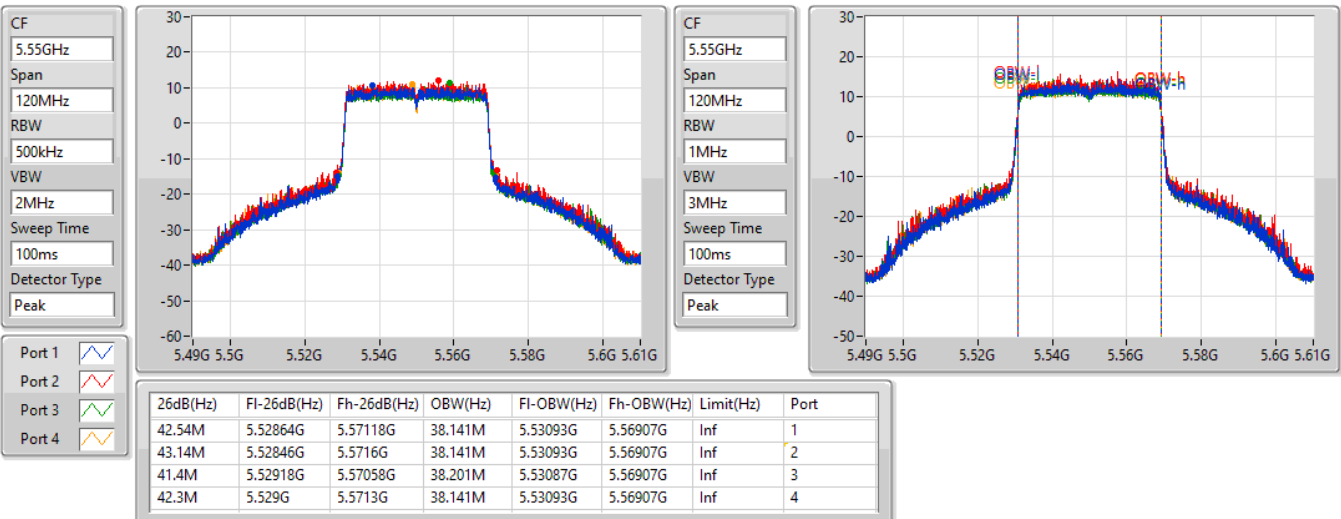


802.11ax HEW40_Nss1,(MCS0)_4TX

EBW

5550MHz

17/08/2022



802.11ax HEW40_Nss1,(MCS0)_4TX

EBW

5670MHz

17/08/2022

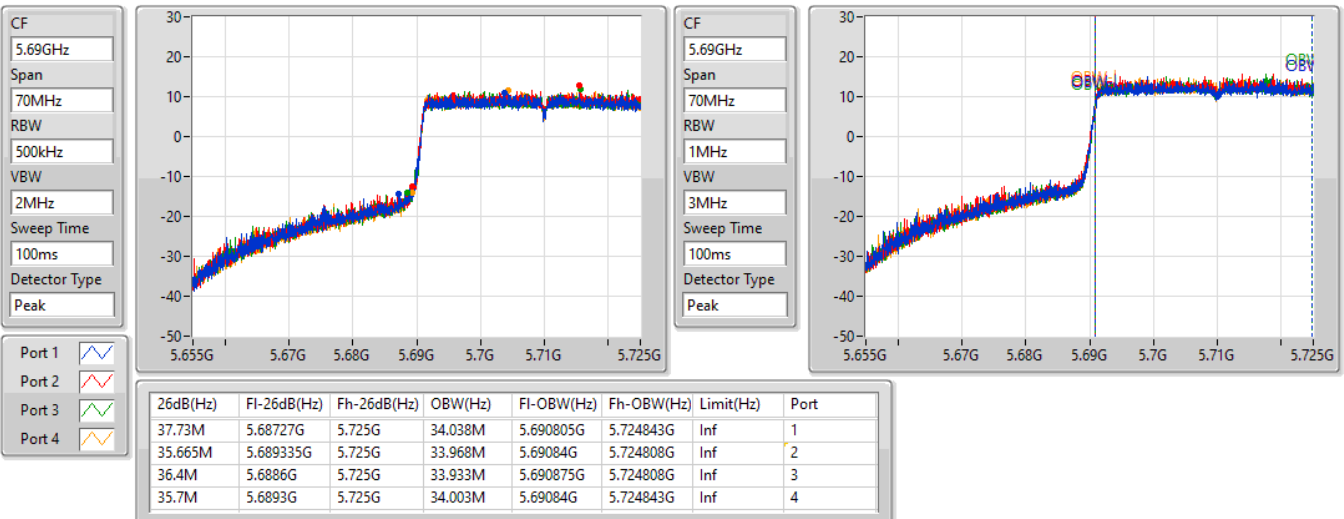


802.11ax HEW40_Nss1,(MCS0)_4TX

EBW

5710MHz Straddle 5.47-5.725GHz

17/08/2022

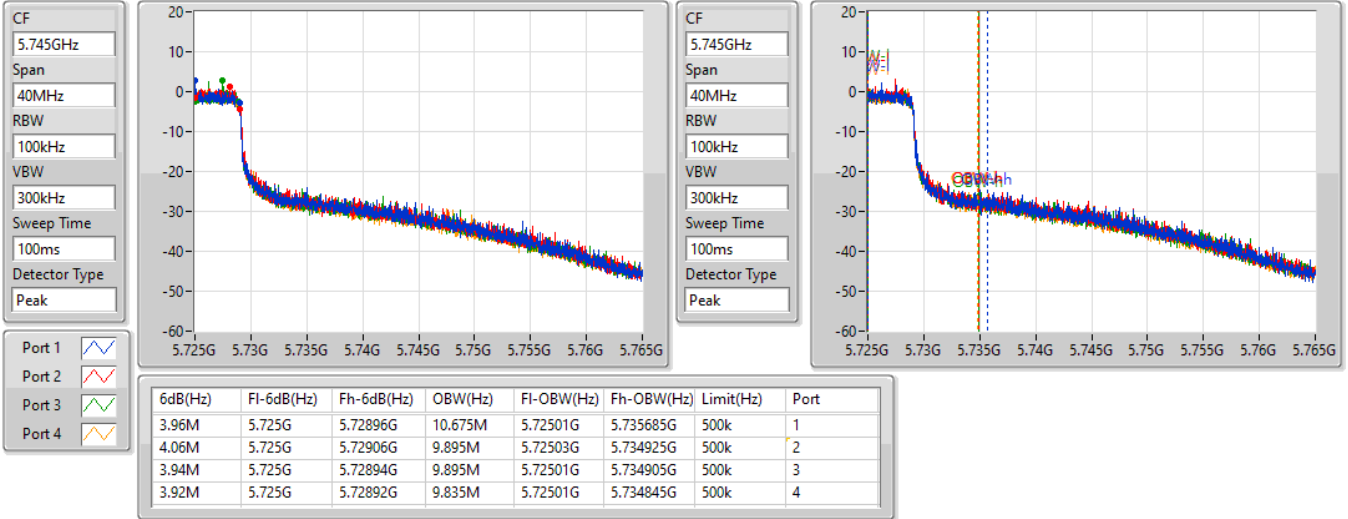


802.11ax HEW40_Nss1,(MCS0)_4TX

EBW

5710MHz Straddle 5.725-5.85GHz

17/08/2022

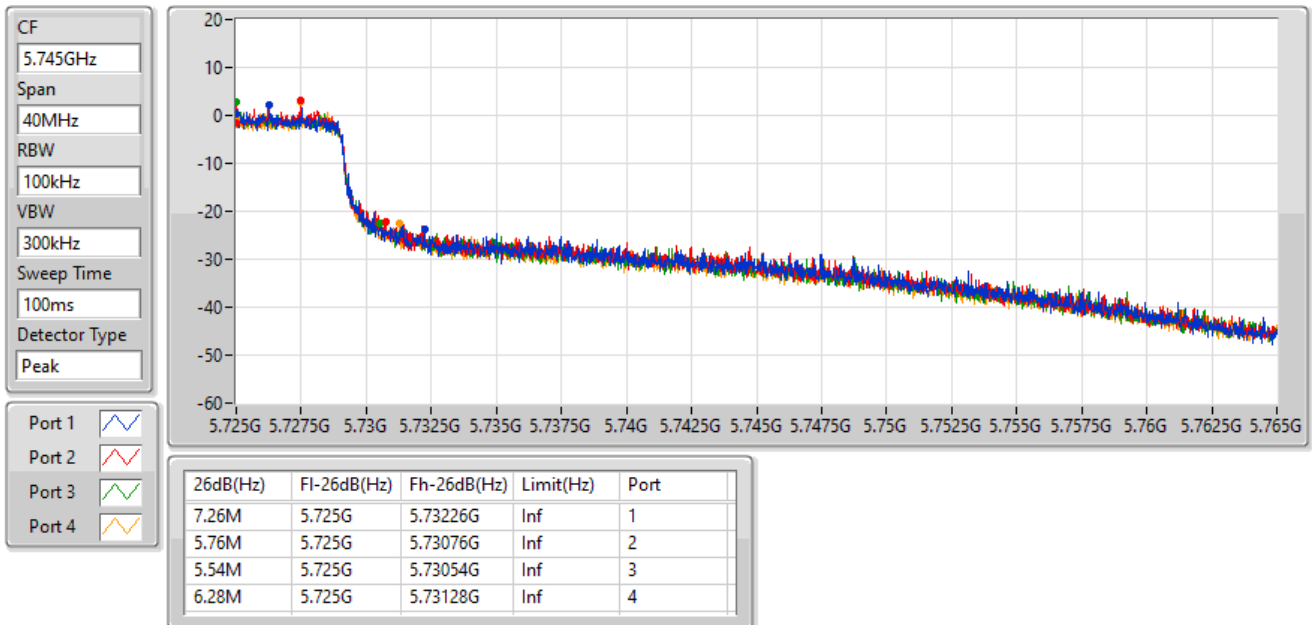


802.11ax HEW40_Nss1,(MCS0)_4TX

EBW

5710MHz Straddle 5.725-5.85GHz

17/08/2022

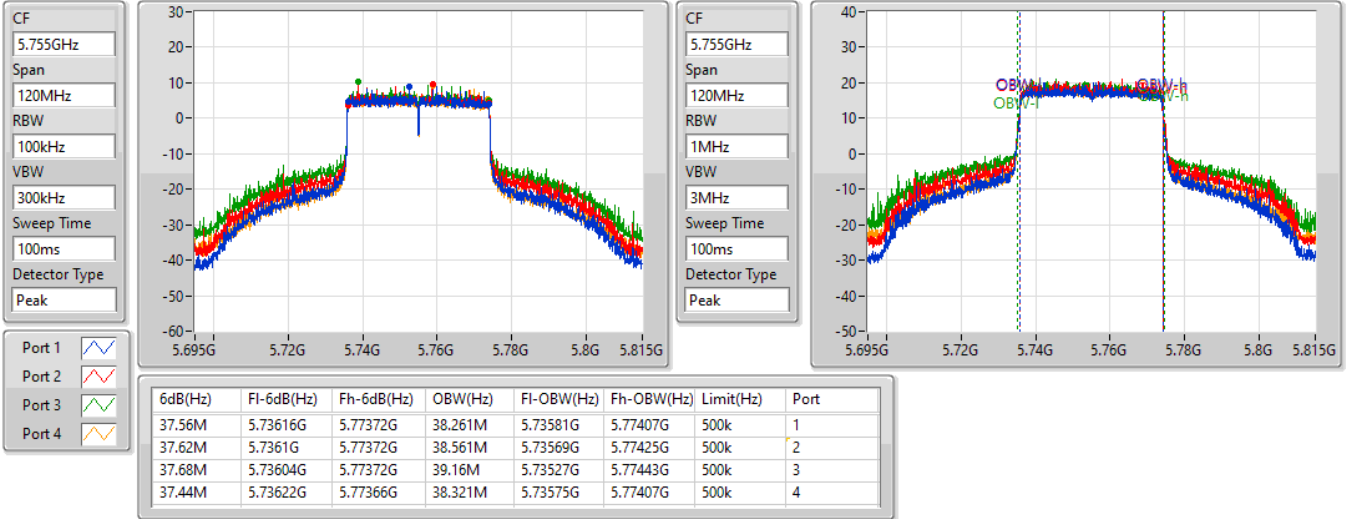


802.11ax HEW40_Nss1,(MCS0)_4TX

EBW

5755MHz

04/08/2022

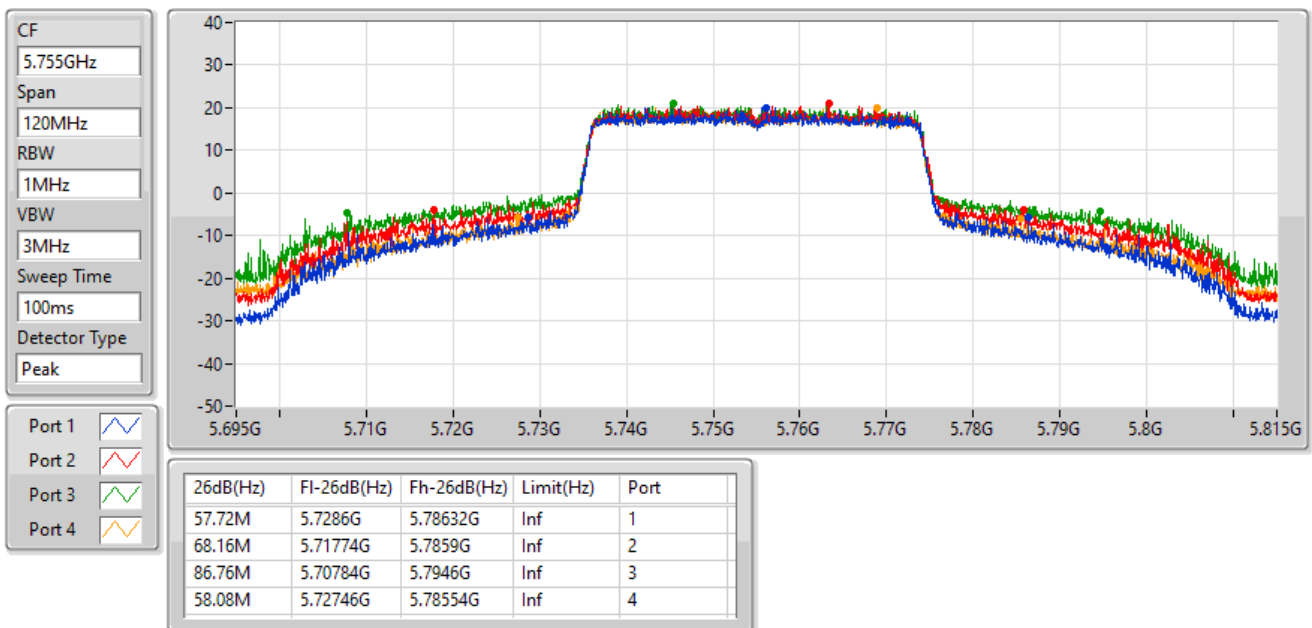


802.11ax HEW40_Nss1,(MCS0)_4TX

EBW

5755MHz

04/08/2022



802.11ax HEW40_Nss1,(MCS0)_4TX

EBW

5795MHz

04/08/2022

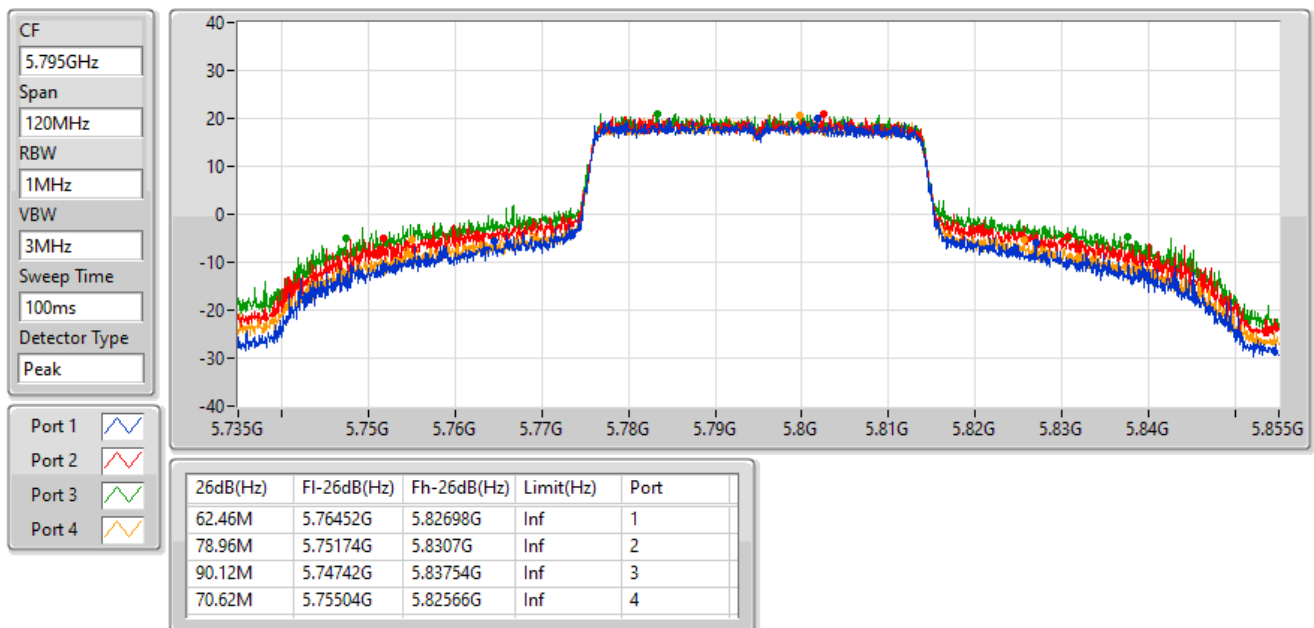


802.11ax HEW40_Nss1,(MCS0)_4TX

EBW

5795MHz

04/08/2022

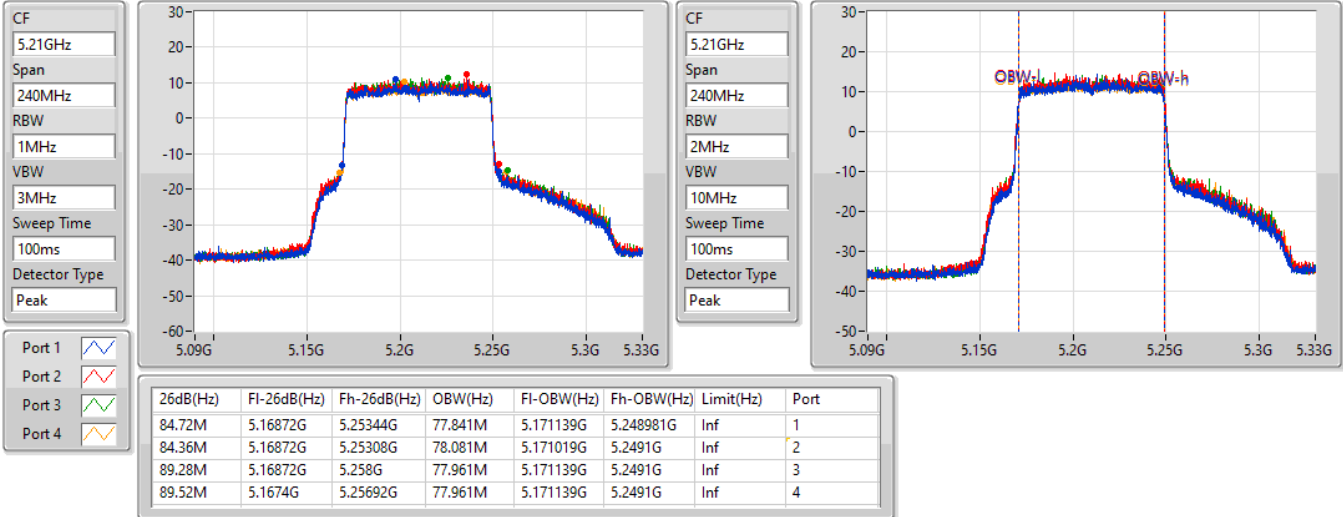


802.11ax HEW80_Nss1,(MCS0)_4TX

EBW

5210MHz

04/08/2022

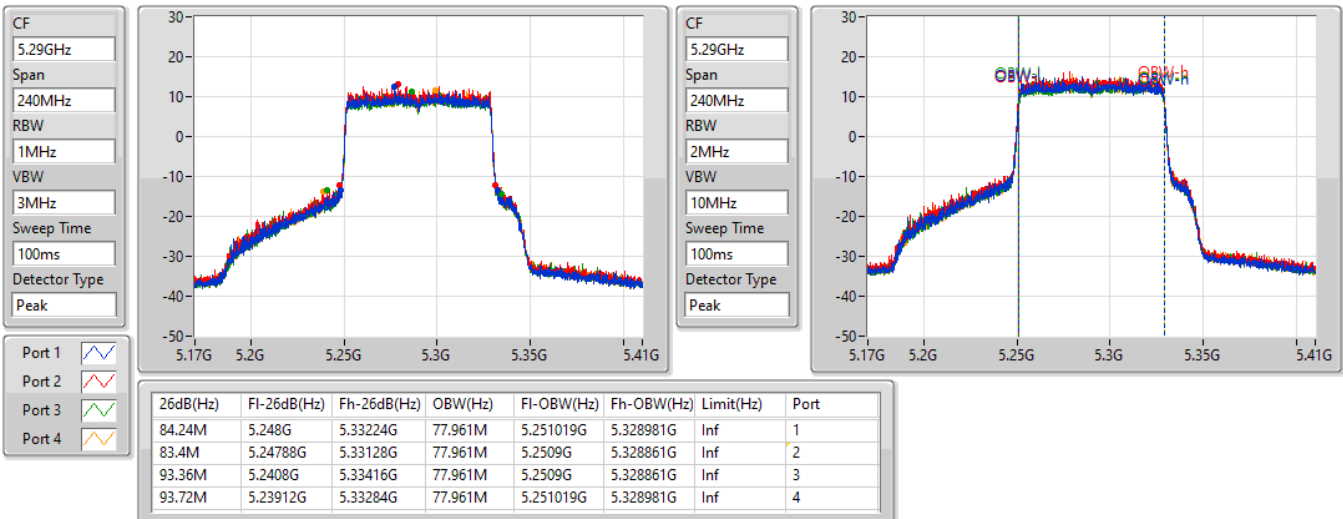


802.11ax HEW80_Nss1,(MCS0)_4TX

EBW

5290MHz

17/08/2022



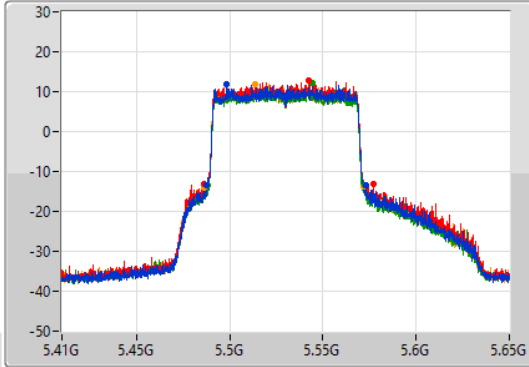
802.11ax HEW80_Nss1,(MCS0)_4TX

EBW

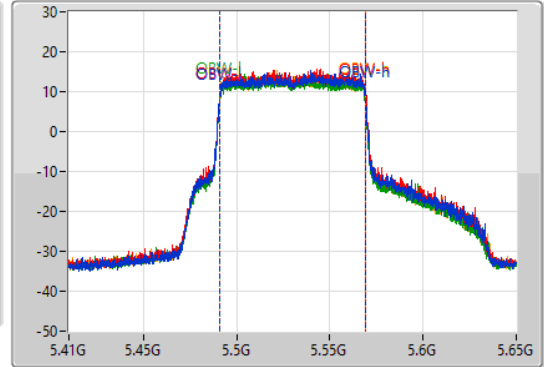
5530MHz

17/08/2022

CF
5.53GHz
Span
240MHz
RBW
1MHz
VBW
3MHz
Sweep Time
100ms
Detector Type
Peak



CF
5.53GHz
Span
240MHz
RBW
2MHz
VBW
10MHz
Sweep Time
100ms
Detector Type
Peak



Port 1
Port 2
Port 3
Port 4

26dB(Hz)	Fl-26dB(Hz)	Fh-26dB(Hz)	OBW(Hz)	Fl-OBW(Hz)	Fh-OBW(Hz)	Limit(Hz)	Port
85.8M	5.48728G	5.57308G	78.081M	5.491019G	5.5691G	Inf	1
90.36M	5.48644G	5.5768G	77.961M	5.491139G	5.5691G	Inf	2
84M	5.48836G	5.57236G	77.961M	5.491019G	5.568981G	Inf	3
85.44M	5.48644G	5.57188G	77.961M	5.491019G	5.568981G	Inf	4

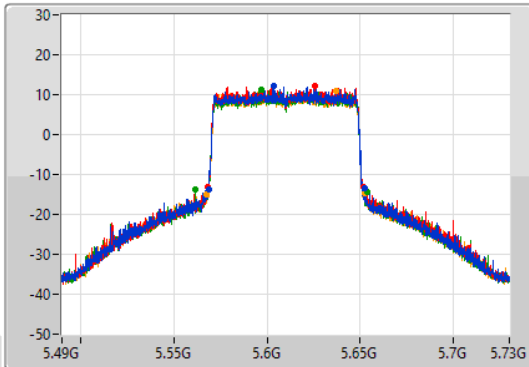
802.11ax HEW80_Nss1,(MCS0)_4TX

EBW

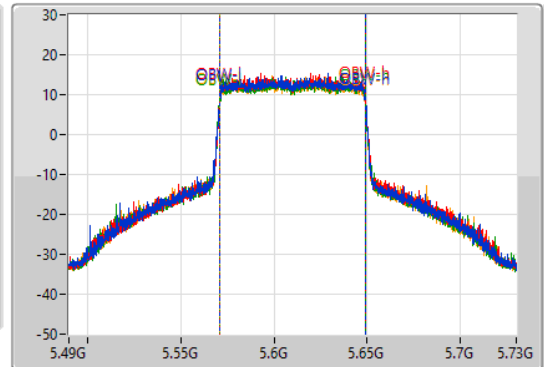
5610MHz

17/08/2022

CF
5.61GHz
Span
240MHz
RBW
1MHz
VBW
3MHz
Sweep Time
100ms
Detector Type
Peak



CF
5.61GHz
Span
240MHz
RBW
2MHz
VBW
10MHz
Sweep Time
100ms
Detector Type
Peak



Port 1
Port 2
Port 3
Port 4

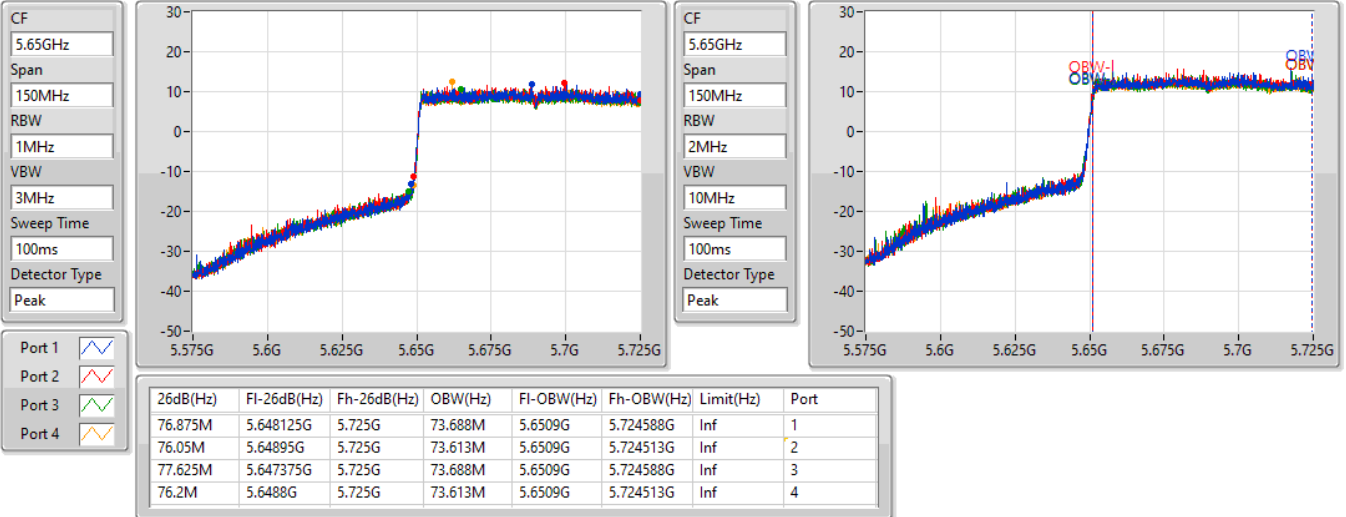
26dB(Hz)	Fl-26dB(Hz)	Fh-26dB(Hz)	OBW(Hz)	Fl-OBW(Hz)	Fh-OBW(Hz)	Limit(Hz)	Port
83.52M	5.56872G	5.65224G	77.961M	5.571019G	5.648981G	Inf	1
83.4M	5.56848G	5.65188G	77.961M	5.571019G	5.648981G	Inf	2
92.52M	5.56152G	5.65404G	78.081M	5.5709G	5.648981G	Inf	3
84.24M	5.56788G	5.65212G	78.081M	5.5709G	5.648981G	Inf	4

802.11ax HEW80_Nss1,(MCS0)_4TX

EBW

5690MHz Straddle 5.47-5.725GHz

17/08/2022

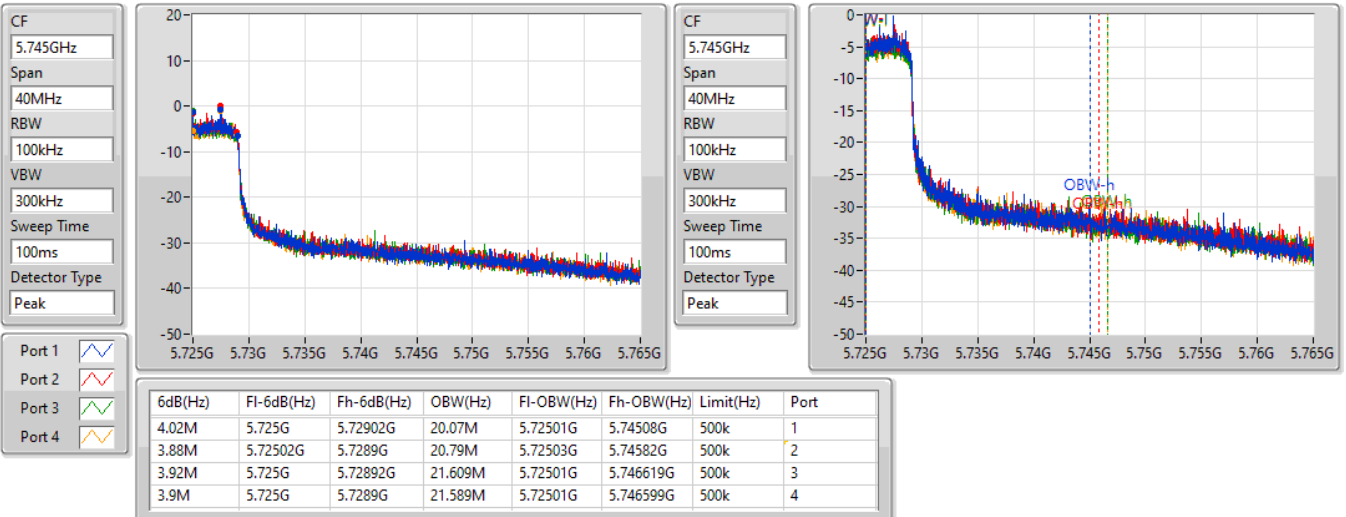


802.11ax HEW80_Nss1,(MCS0)_4TX

EBW

5690MHz Straddle 5.725-5.85GHz

17/08/2022

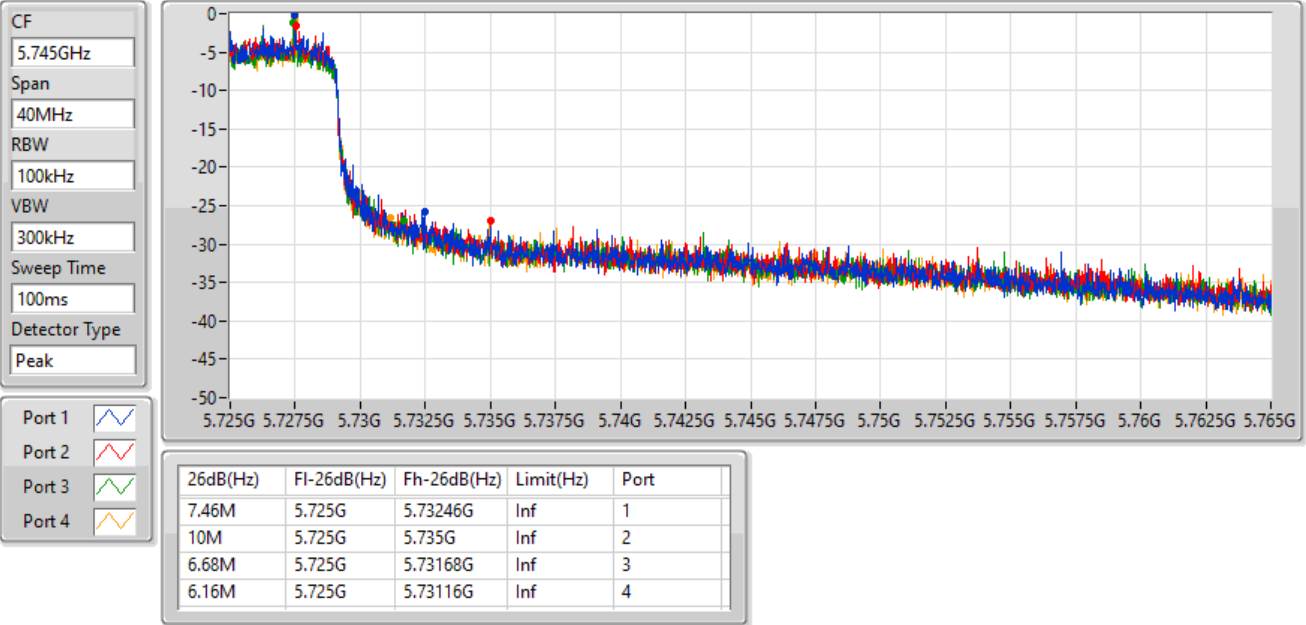


802.11ax HEW80_Nss1,(MCS0)_4TX

EBW

5690MHz Straddle 5.725-5.85GHz

17/08/2022

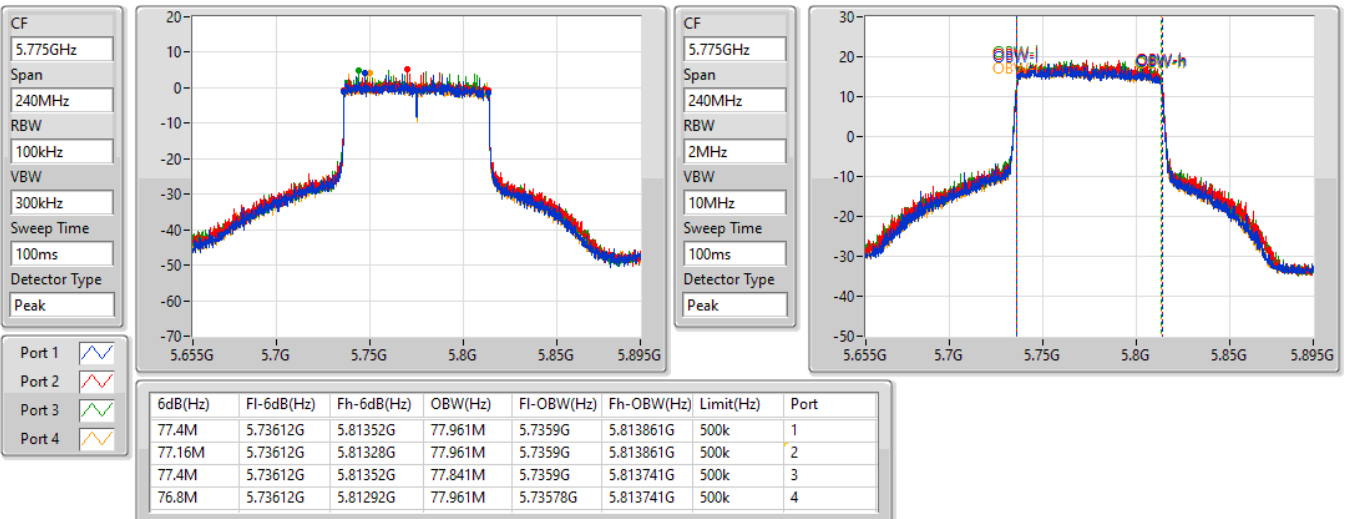


802.11ax HEW80_Nss1,(MCS0)_4TX

EBW

5775MHz

04/08/2022



802.11ax HEW80_Nss1,(MCS0)_4TX

EBW

5775MHz

04/08/2022

CF
5.775GHz

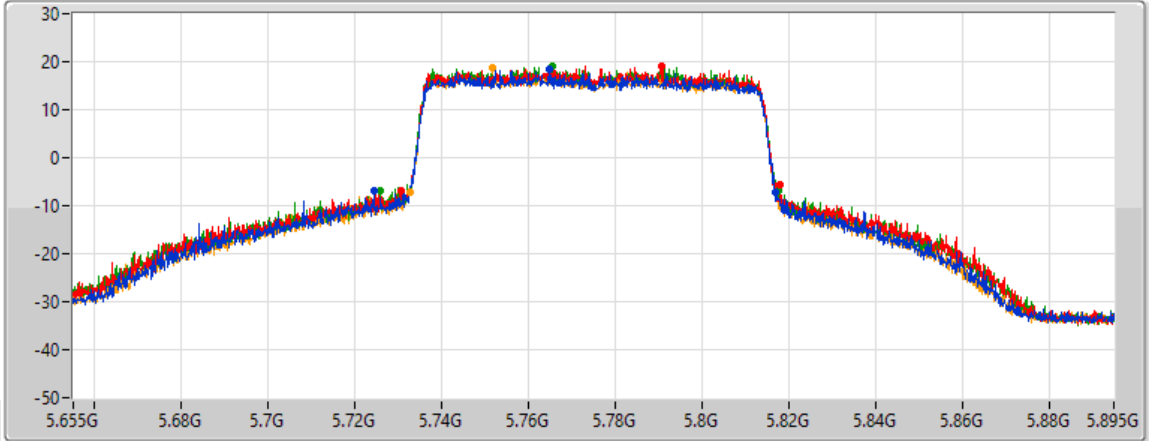
Span
240MHz

RBW
2MHz

VBW
10MHz

Sweep Time
100ms

Detector Type
Peak



Port 1

Port 2

Port 3

Port 4

26dB(Hz)	Fl-26dB(Hz)	Fh-26dB(Hz)	Limit(Hz)	Port
92.88M	5.72424G	5.81712G	Inf	1
87.48M	5.73048G	5.81796G	Inf	2
91.92M	5.72568G	5.8176G	Inf	3
84.36M	5.73276G	5.81712G	Inf	4

802.11ax HEW160_Nss1,(MCS0)_4TX

EBW

5250MHz Straddle 5.15-5.25GHz

17/08/2022

CF
5.17GHz

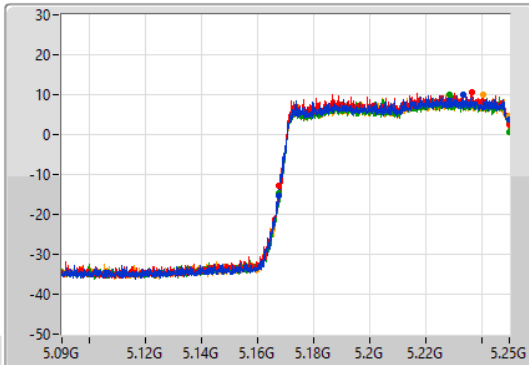
Span
160MHz

RBW
2MHz

VBW
10MHz

Sweep Time
100ms

Detector Type
Peak



Port 1

Port 2

Port 3

Port 4

26dB(Hz)	Fl-26dB(Hz)	Fh-26dB(Hz)	OBW(Hz)	Fl-OBW(Hz)	Fh-OBW(Hz)	Limit(Hz)	Port
82.56M	5.16744G	5.25G	78.441M	5.17088G	5.24932G	Inf	1
82.4M	5.1676G	5.25G	78.281M	5.17096G	5.24924G	Inf	2
82.56M	5.16744G	5.25G	78.201M	5.171039G	5.24924G	Inf	3
82.56M	5.16744G	5.25G	78.361M	5.17096G	5.24932G	Inf	4

CF
5.17GHz

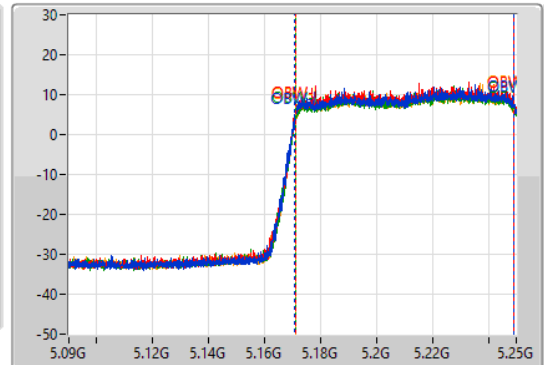
Span
160MHz

RBW
3MHz

VBW
10MHz

Sweep Time
100ms

Detector Type
Peak

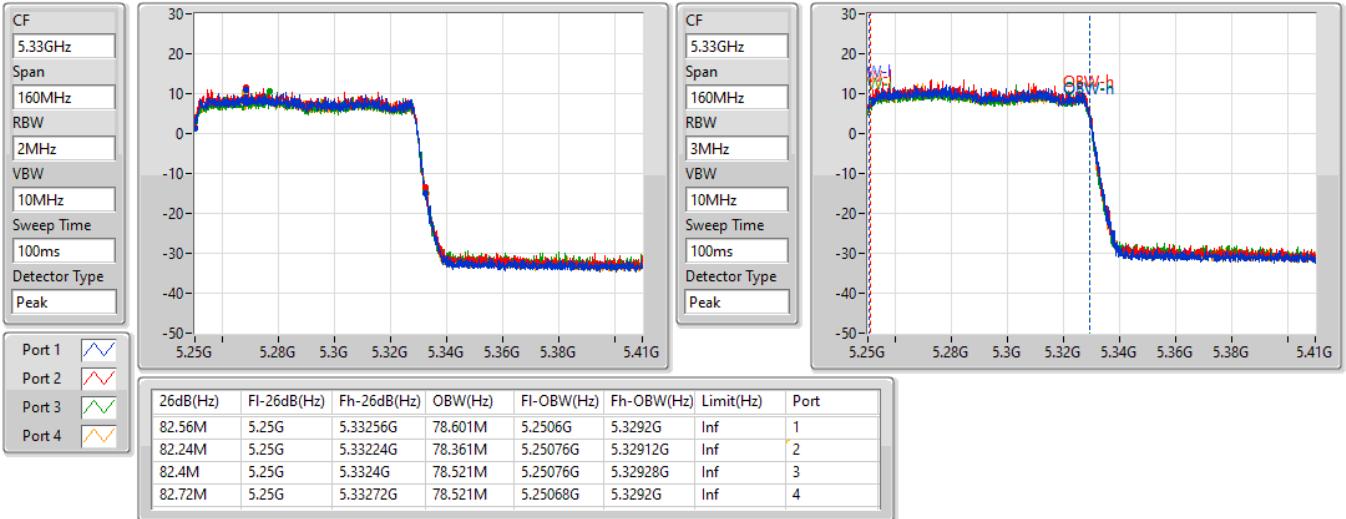


802.11ax HEW160_Nss1,(MCS0)_4TX

EBW

5250MHz Straddle 5.25-5.35GHz

17/08/2022

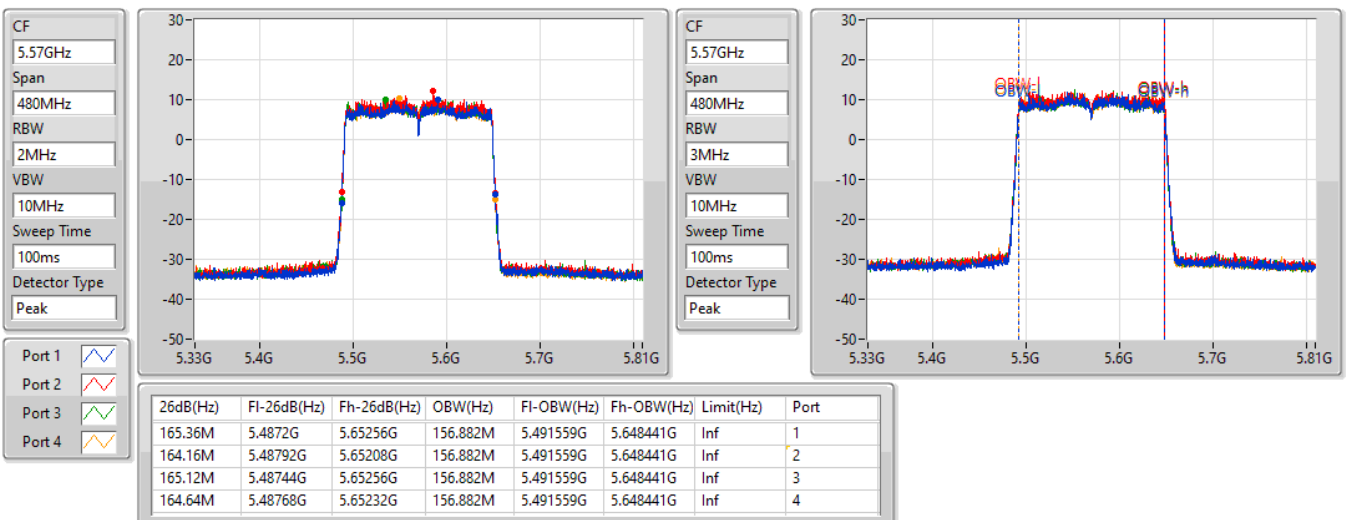


802.11ax HEW160_Nss1,(MCS0)_4TX

EBW

5570MHz

17/08/2022



Summary

Mode	Max-N dB (Hz)	Max-OBW (Hz)	ITU-Code	Min-N dB (Hz)	Min-OBW (Hz)
5.15-5.25GHz	-	-	-	-	-
802.11ax HEW20-BF_Nss1,(MCS0)_4TX	28.89M	19.31M	19M3D1D	22.8M	19.19M
802.11ax HEW40-BF_Nss1,(MCS0)_4TX	62.34M	38.441M	38M4D1D	42.48M	38.141M
802.11ax HEW80-BF_Nss1,(MCS0)_4TX	87.36M	77.961M	78M0D1D	82.92M	77.841M
802.11ax HEW160-BF_Nss1,(MCS0)_4TX	82.56M	78.441M	78M4D1D	82.24M	78.281M
5.25-5.35GHz	-	-	-	-	-
802.11ax HEW20-BF_Nss1,(MCS0)_4TX	28.44M	19.28M	19M3D1D	22.11M	19.22M
802.11ax HEW40-BF_Nss1,(MCS0)_4TX	49.32M	38.201M	38M2D1D	41.46M	38.081M
802.11ax HEW80-BF_Nss1,(MCS0)_4TX	94.68M	78.081M	78M1D1D	84.96M	77.841M
802.11ax HEW160-BF_Nss1,(MCS0)_4TX	83.04M	78.601M	78M6D1D	82.72M	78.441M
5.47-5.725GHz	-	-	-	-	-
802.11ax HEW20-BF_Nss1,(MCS0)_4TX	26.88M	19.34M	19M3D1D	15.855M	14.633M
802.11ax HEW40-BF_Nss1,(MCS0)_4TX	51.12M	38.261M	38M3D1D	35.91M	33.933M
802.11ax HEW80-BF_Nss1,(MCS0)_4TX	85.32M	78.081M	78M1D1D	77.325M	73.538M
802.11ax HEW160-BF_Nss1,(MCS0)_4TX	165.36M	157.121M	157MD1D	164.4M	156.642M
5.725-5.85GHz	-	-	-	-	-
802.11ax HEW20-BF_Nss1,(MCS0)_4TX	18.99M	19.61M	19M6D1D	4.38M	5.297M
802.11ax HEW40-BF_Nss1,(MCS0)_4TX	37.74M	38.321M	38M3D1D	3.88M	9.435M
802.11ax HEW80-BF_Nss1,(MCS0)_4TX	77.52M	78.081M	78M1D1D	3.88M	18.531M

Max-N dB = Maximum 6dB down bandwidth for 5.725-5.85GHz band / Maximum 26dB down bandwidth for other band;
 Max-OBW = Maximum 99% occupied bandwidth;
 Min-N dB = Minimum 6dB down bandwidth for 5.725-5.85GHz band / Maximum 26dB down bandwidth for other band;
 Min-OBW = Minimum 99% occupied bandwidth

Result

Mode	Result	Limit (Hz)	Port 1-N dB (Hz)	Port 1-OBW (Hz)	Port 2-N dB (Hz)	Port 2-OBW (Hz)	Port 3-N dB (Hz)	Port 3-OBW (Hz)	Port 4-N dB (Hz)	Port 4-OBW (Hz)
802.11ax HEW20-BF_Nss1,(MCS0)_4TX	-	-	-	-	-	-	-	-	-	-
5180MHz	Pass	Inf	24M	19.22M	25.89M	19.22M	22.8M	19.19M	28.35M	19.25M
5200MHz	Pass	Inf	26.58M	19.25M	26.34M	19.25M	28.89M	19.31M	26.01M	19.22M
5240MHz	Pass	Inf	23.85M	19.25M	25.95M	19.25M	27M	19.22M	24.78M	19.25M
5260MHz	Pass	Inf	22.11M	19.22M	24.81M	19.28M	25.17M	19.25M	22.56M	19.22M
5300MHz	Pass	Inf	28.44M	19.28M	22.74M	19.22M	27.54M	19.22M	26.01M	19.28M
5320MHz	Pass	Inf	25.53M	19.25M	26.22M	19.25M	23.1M	19.28M	26.16M	19.25M
5500MHz	Pass	Inf	25.23M	19.31M	25.44M	19.25M	25.56M	19.25M	26.88M	19.34M
5580MHz	Pass	Inf	23.46M	19.22M	23.43M	19.25M	22.41M	19.25M	22.86M	19.25M
5700MHz	Pass	Inf	21.45M	19.19M	21.66M	19.13M	21.54M	19.1M	21.81M	19.1M
5720MHz Straddle 5.47-5.725GHz	Pass	Inf	15.855M	14.663M	17.97M	14.633M	16.38M	14.648M	18.57M	14.648M
5720MHz Straddle 5.725-5.85GHz	Pass	500k	4.52M	5.577M	4.38M	5.297M	4.48M	5.537M	4.5M	5.617M
5745MHz	Pass	500k	18.96M	19.25M	18.72M	19.25M	18.84M	19.28M	18.93M	19.22M
5785MHz	Pass	500k	18.99M	19.22M	18.93M	19.19M	18.9M	19.25M	18.9M	19.19M
5825MHz	Pass	500k	18.81M	19.49M	18.87M	19.49M	18.75M	19.61M	18.87M	19.37M
802.11ax HEW40-BF_Nss1,(MCS0)_4TX	-	-	-	-	-	-	-	-	-	-
5190MHz	Pass	Inf	42.6M	38.141M	46.5M	38.201M	42.48M	38.141M	45.54M	38.201M
5230MHz	Pass	Inf	45.42M	38.321M	47.88M	38.321M	62.34M	38.441M	51.9M	38.261M
5270MHz	Pass	Inf	44.04M	38.201M	41.94M	38.081M	41.46M	38.201M	47.52M	38.141M
5310MHz	Pass	Inf	49.32M	38.141M	45.3M	38.201M	44.04M	38.141M	45.6M	38.141M
5510MHz	Pass	Inf	46.32M	38.261M	42.48M	38.201M	51.12M	38.201M	45.18M	38.261M
5550MHz	Pass	Inf	45.54M	38.141M	42.54M	38.201M	45.72M	38.201M	41.58M	38.141M
5670MHz	Pass	Inf	46.14M	38.141M	41.1M	38.141M	45.36M	38.141M	41.64M	38.141M
5710MHz Straddle 5.47-5.725GHz	Pass	Inf	36.82M	34.003M	35.91M	33.933M	40.95M	33.933M	36.75M	33.968M
5710MHz Straddle 5.725-5.85GHz	Pass	500k	3.98M	9.435M	3.96M	9.615M	3.9M	10.975M	3.88M	9.435M
5755MHz	Pass	500k	37.74M	38.201M	37.74M	38.261M	37.68M	38.261M	37.74M	38.201M
5795MHz	Pass	500k	37.68M	38.261M	37.68M	38.201M	37.38M	38.321M	37.74M	38.201M
802.11ax HEW80-BF_Nss1,(MCS0)_4TX	-	-	-	-	-	-	-	-	-	-
5210MHz	Pass	Inf	82.92M	77.961M	83.52M	77.841M	87.36M	77.961M	86.28M	77.841M
5290MHz	Pass	Inf	86.76M	77.961M	84.96M	77.841M	94.68M	78.081M	88.44M	78.081M
5530MHz	Pass	Inf	83.64M	78.081M	85.08M	77.961M	85.32M	77.961M	85.2M	77.961M
5610MHz	Pass	Inf	83.04M	77.961M	82.32M	78.081M	83.4M	77.841M	83.4M	77.961M
5690MHz Straddle 5.47-5.725GHz	Pass	Inf	77.325M	73.613M	77.475M	73.538M	77.85M	73.613M	78.75M	73.613M
5690MHz Straddle 5.725-5.85GHz	Pass	500k	3.94M	18.531M	3.88M	20.25M	3.9M	21.569M	3.88M	21.089M
5775MHz	Pass	500k	77.04M	77.961M	77.52M	78.081M	77.4M	77.841M	77.28M	78.081M
802.11ax HEW160-BF_Nss1,(MCS0)_4TX	-	-	-	-	-	-	-	-	-	-
5250MHz Straddle 5.15-5.25GHz	Pass	Inf	82.56M	78.361M	82.24M	78.441M	82.4M	78.361M	82.4M	78.281M
5250MHz Straddle 5.25-5.35GHz	Pass	Inf	83.04M	78.441M	82.8M	78.521M	82.88M	78.441M	82.72M	78.601M
5570MHz	Pass	Inf	164.4M	156.642M	164.64M	156.882M	164.4M	156.642M	165.36M	157.121M

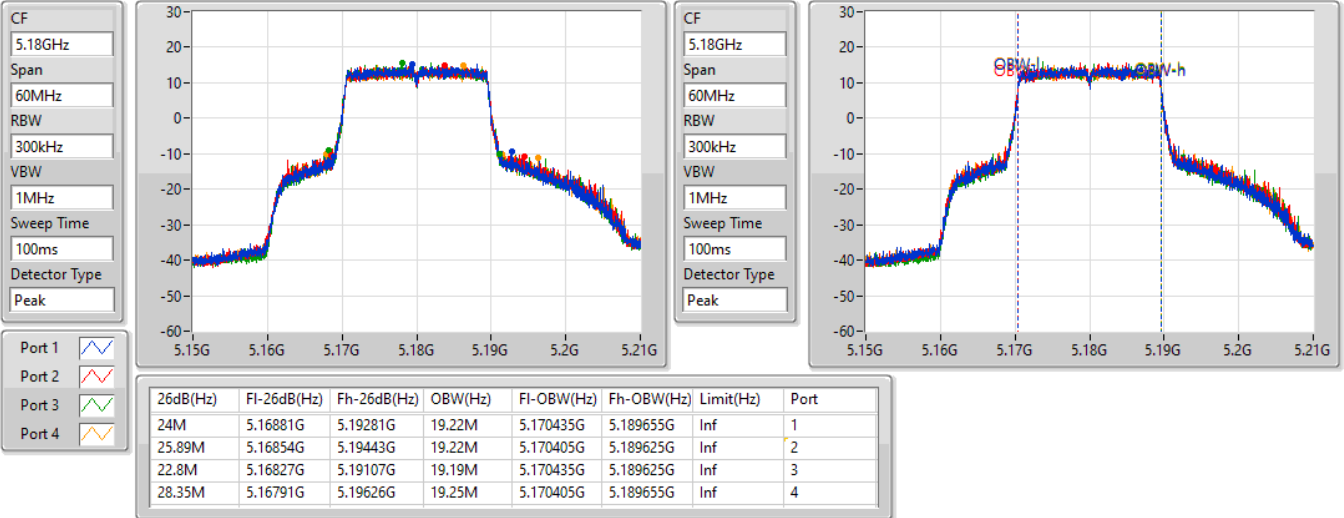
Port X-N dB = Port X 6dB down bandwidth for 5.725-5.85GHz band / 26dB down bandwidth for other band
 Port X-OBW = Port X 99% occupied bandwidth

802.11ax HEW20-BF_Nss1,(MCS0)_4TX

EBW

5180MHz

17/08/2022

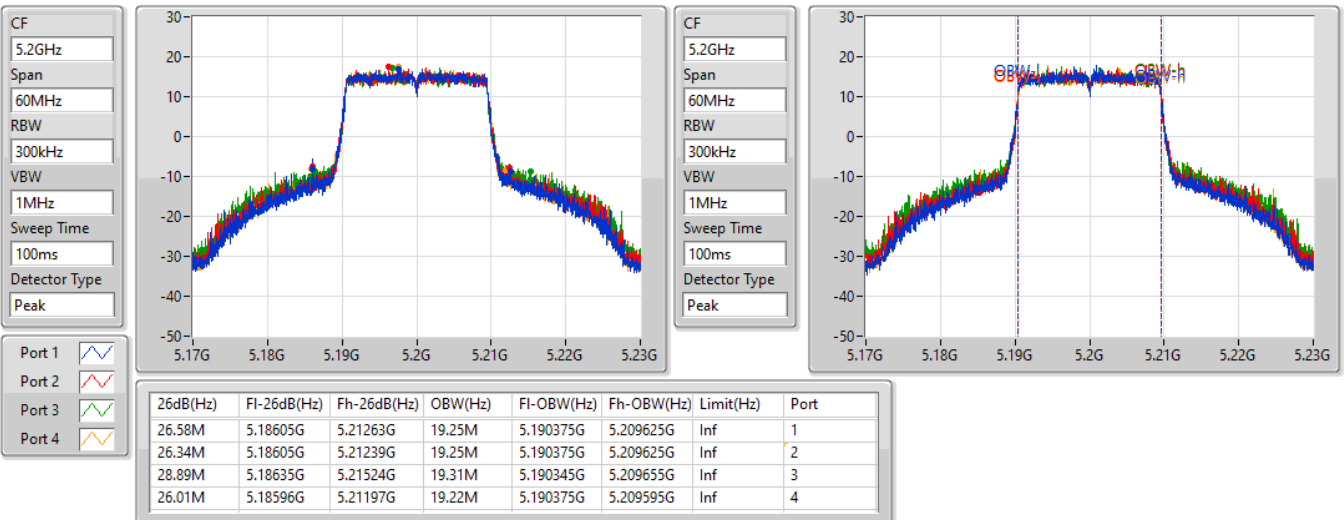


802.11ax HEW20-BF_Nss1,(MCS0)_4TX

EBW

5200MHz

17/08/2022



802.11ax HEW20-BF_Nss1,(MCS0)_4TX

EBW

5240MHz

17/08/2022

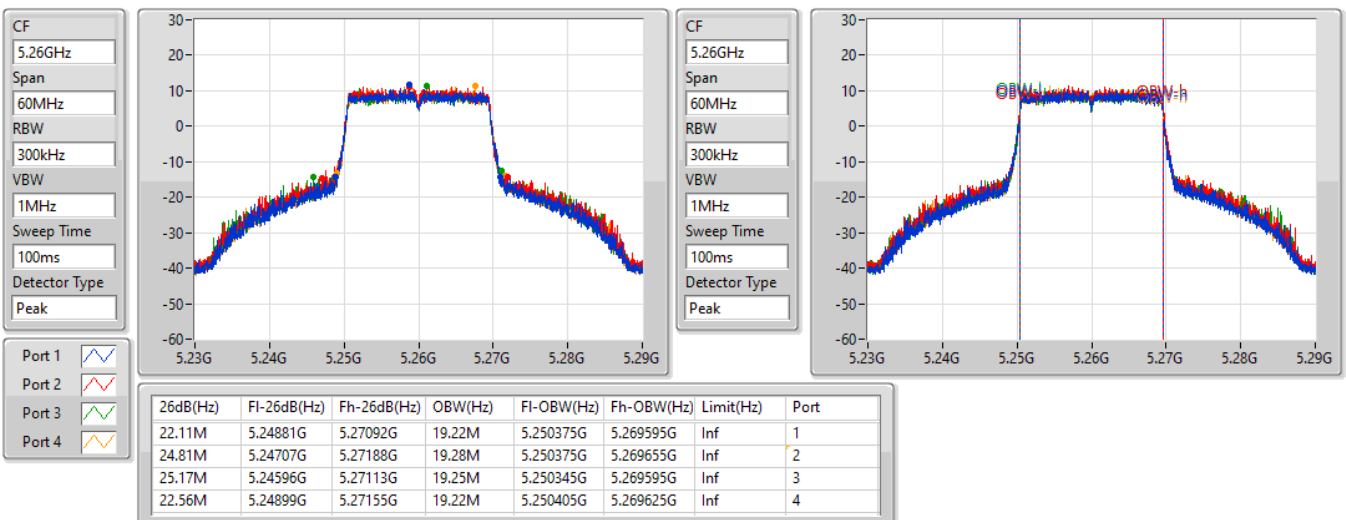


802.11ax HEW20-BF_Nss1,(MCS0)_4TX

EBW

5260MHz

18/08/2022

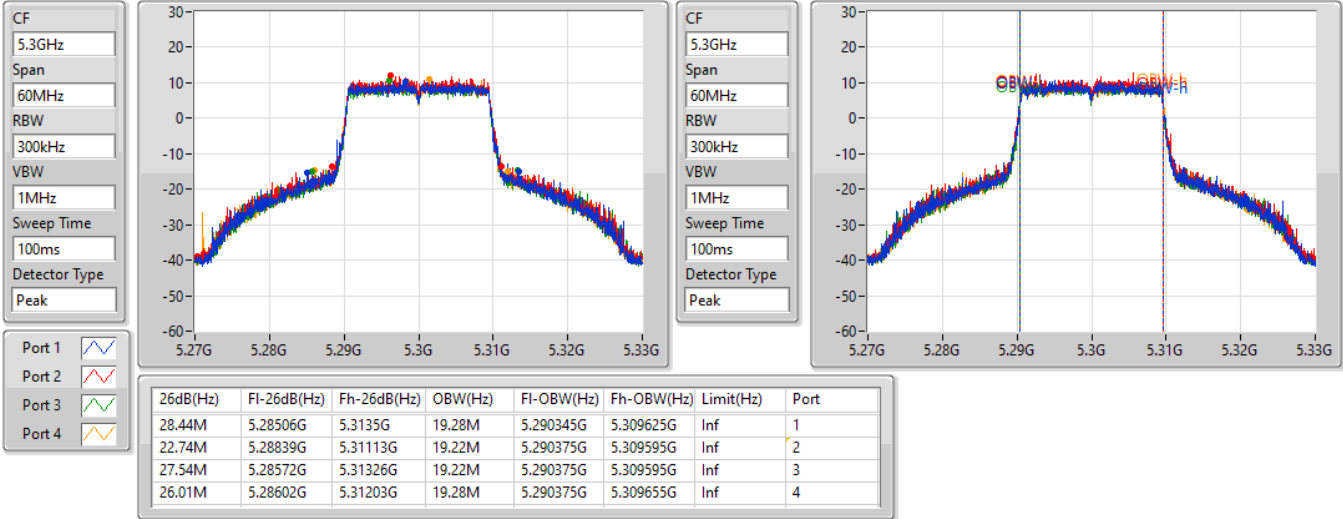


802.11ax HEW20-BF_Nss1,(MCS0)_4TX

EBW

5300MHz

18/08/2022

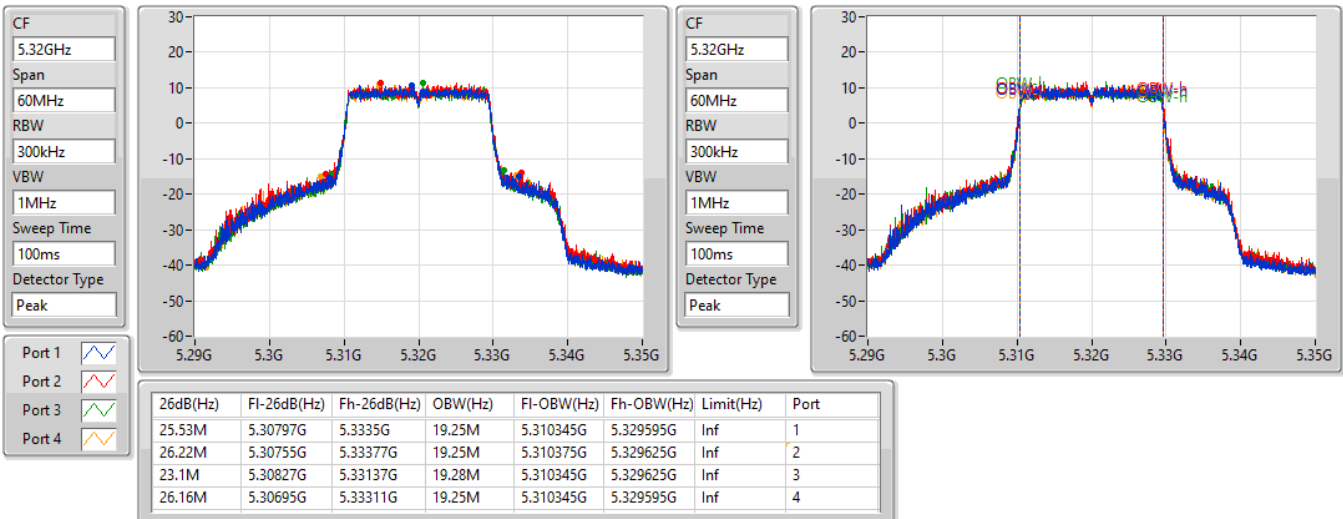


802.11ax HEW20-BF_Nss1,(MCS0)_4TX

EBW

5320MHz

18/08/2022

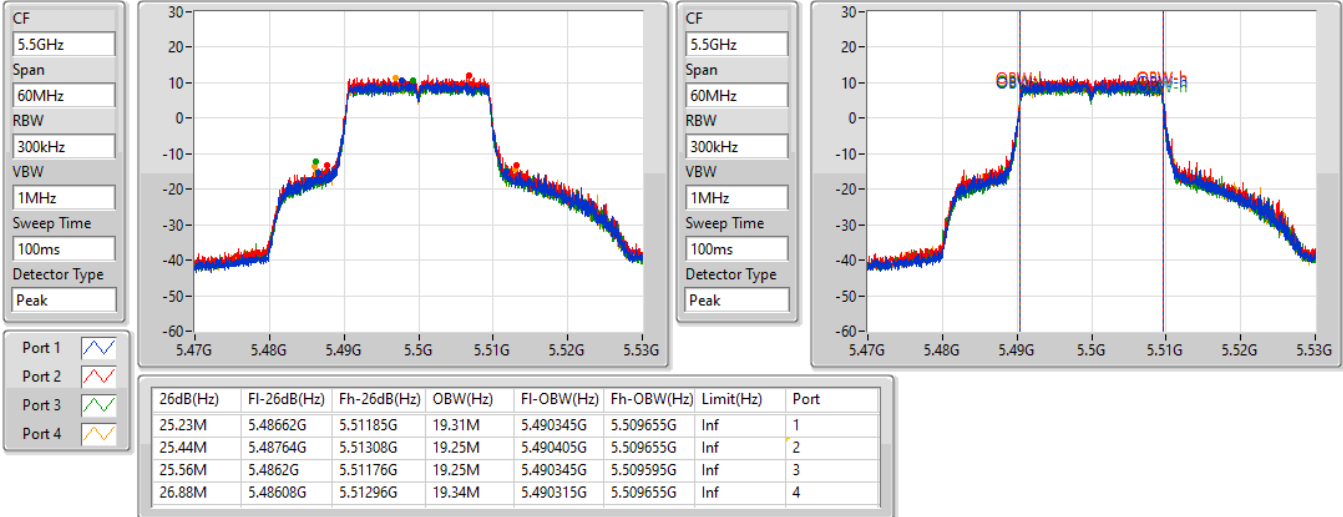


802.11ax HEW20-BF_Nss1,(MCS0)_4TX

EBW

5500MHz

18/08/2022

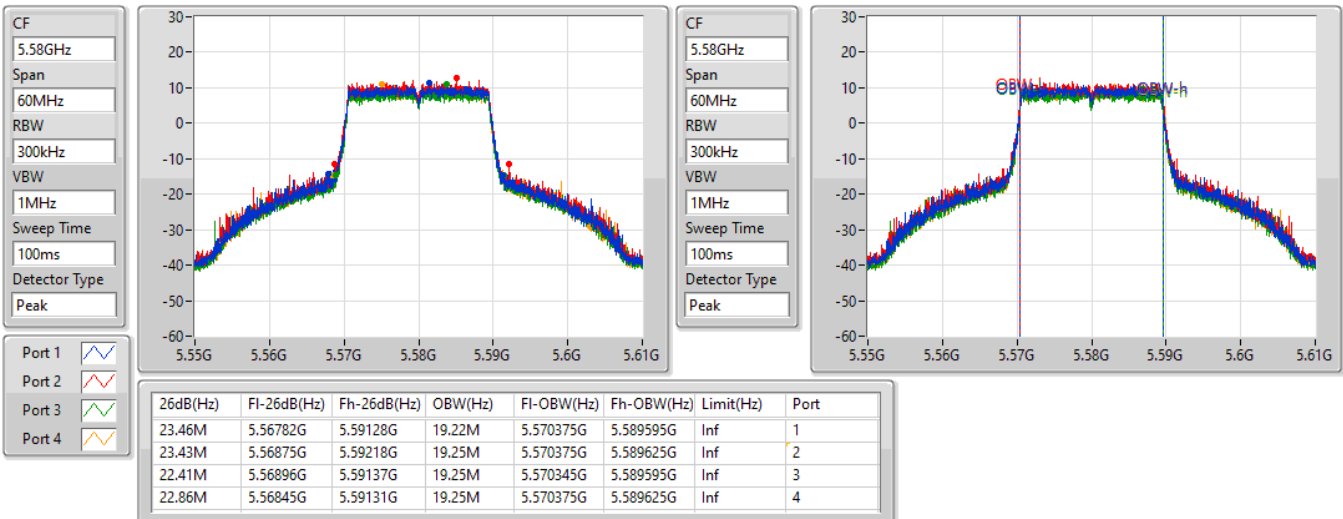


802.11ax HEW20-BF_Nss1,(MCS0)_4TX

EBW

5580MHz

18/08/2022

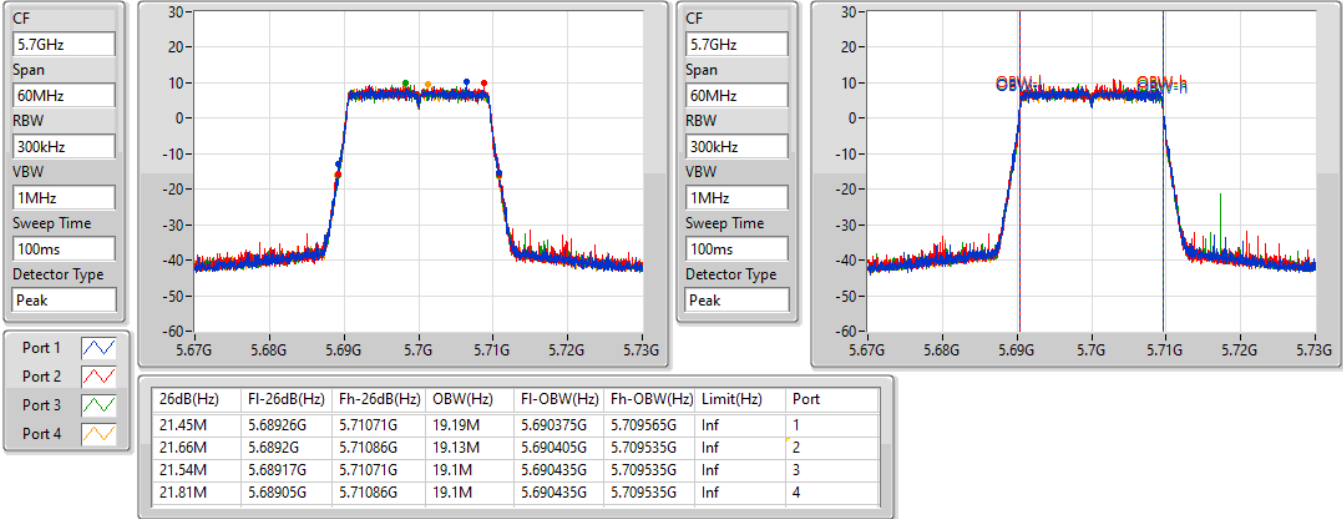


802.11ax HEW20-BF_Nss1,(MCS0)_4TX

EBW

5700MHz

18/08/2022

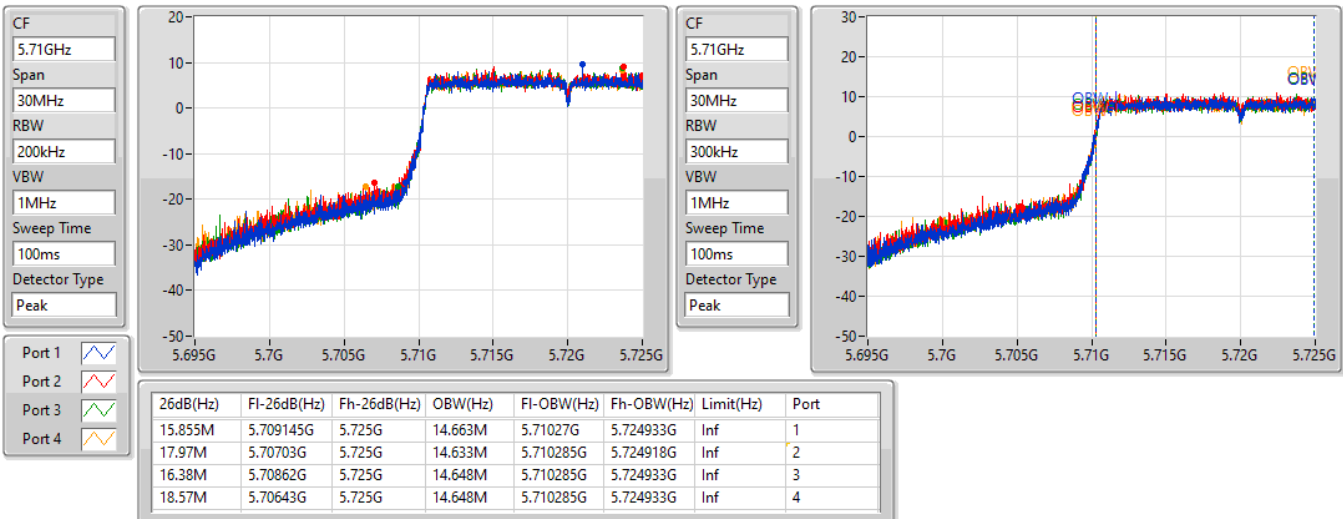


802.11ax HEW20-BF_Nss1,(MCS0)_4TX

EBW

5720MHz Straddle 5.47-5.725GHz

18/08/2022

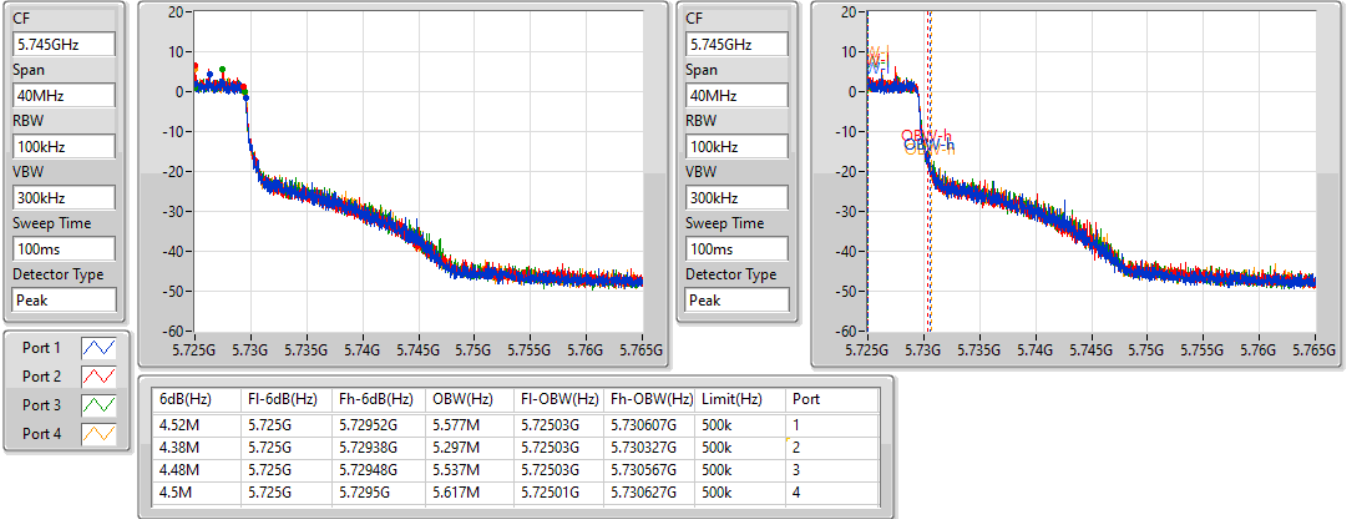


802.11ax HEW20-BF_Nss1,(MCS0)_4TX

EBW

5720MHz Straddle 5.725-5.85GHz

18/08/2022

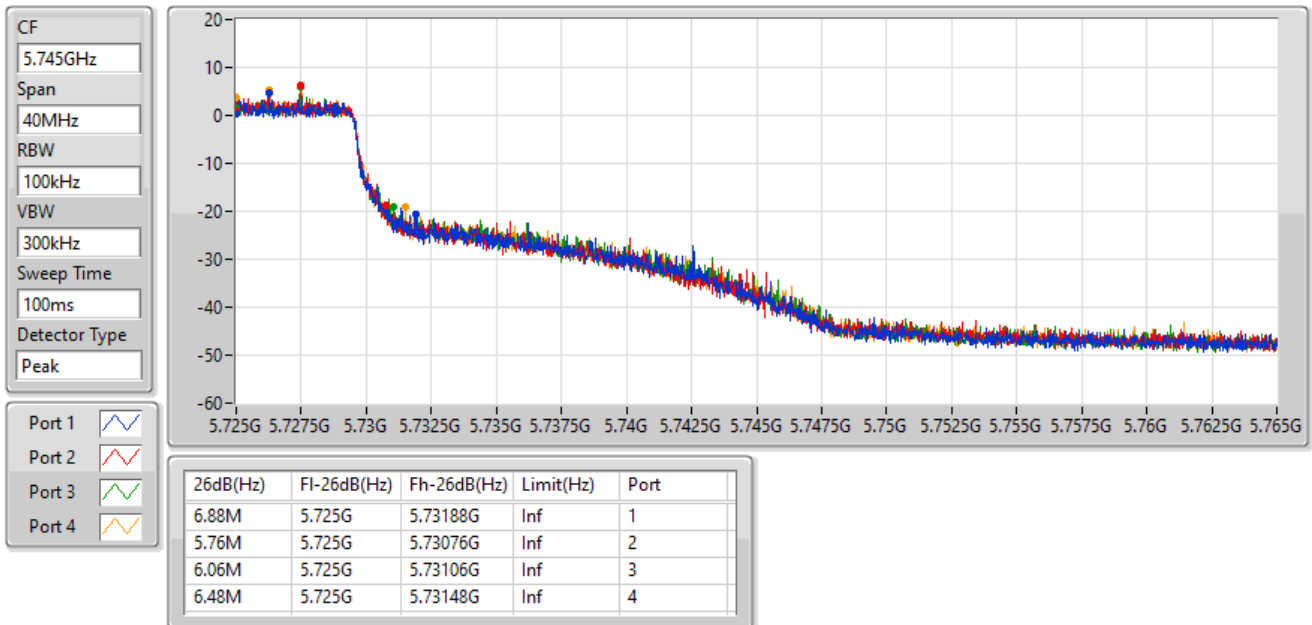


802.11ax HEW20-BF_Nss1,(MCS0)_4TX

EBW

5720MHz Straddle 5.725-5.85GHz

18/08/2022



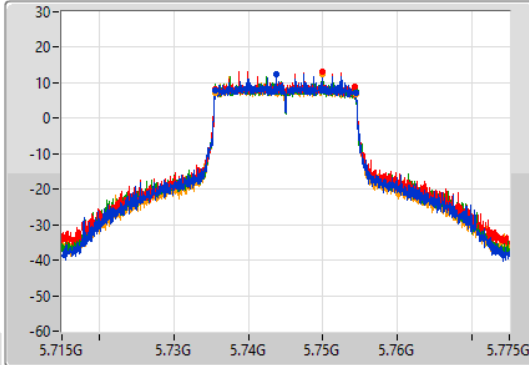
802.11ax HEW20-BF_Nss1,(MCS0)_4TX

EBW

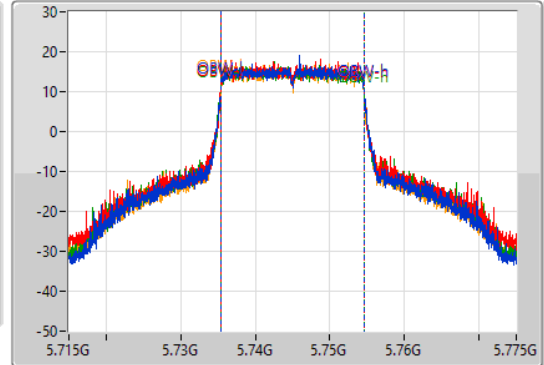
5745MHz

17/08/2022

CF
5.745GHz
Span
60MHz
RBW
100kHz
VBW
300kHz
Sweep Time
100ms
Detector Type
Peak



CF
5.745GHz
Span
60MHz
RBW
300kHz
VBW
1MHz
Sweep Time
100ms
Detector Type
Peak



Port 1
Port 2
Port 3
Port 4

6dB(Hz)	Fl-6dB(Hz)	Fh-6dB(Hz)	OBW(Hz)	Fl-OBW(Hz)	Fh-OBW(Hz)	Limit(Hz)	Port
18.96M	5.73552G	5.75448G	19.25M	5.735345G	5.754595G	500k	1
18.72M	5.73558G	5.7543G	19.25M	5.735345G	5.754595G	500k	2
18.84M	5.73552G	5.75436G	19.28M	5.735315G	5.754595G	500k	3
18.93M	5.73552G	5.75445G	19.22M	5.735375G	5.754595G	500k	4

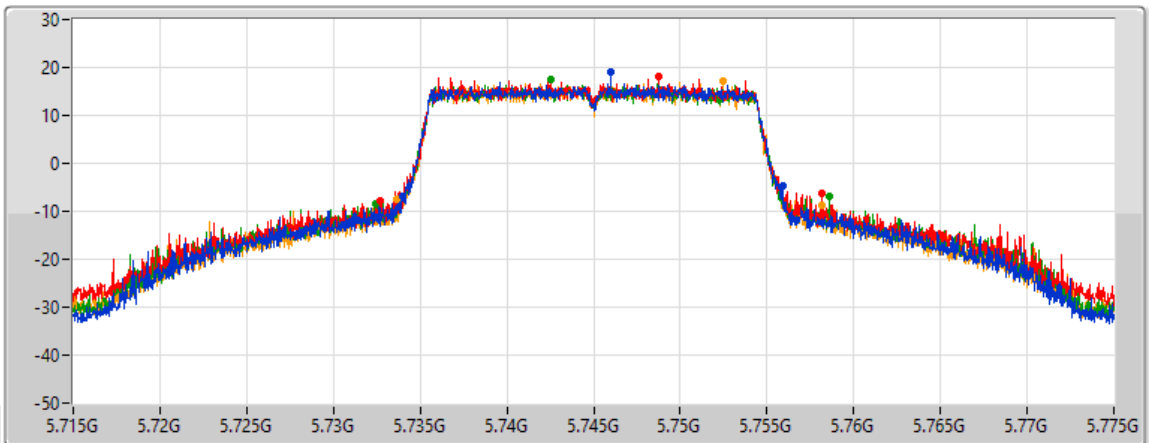
802.11ax HEW20-BF_Nss1,(MCS0)_4TX

EBW

5745MHz

17/08/2022

CF
5.745GHz
Span
60MHz
RBW
300kHz
VBW
1MHz
Sweep Time
100ms
Detector Type
Peak



Port 1
Port 2
Port 3
Port 4

26dB(Hz)	Fl-26dB(Hz)	Fh-26dB(Hz)	Limit(Hz)	Port
21.87M	5.73402G	5.75589G	Inf	1
25.47M	5.73267G	5.75814G	Inf	2
26.16M	5.7324G	5.75856G	Inf	3
24.48M	5.73369G	5.75817G	Inf	4

802.11ax HEW20-BF_Nss1,(MCS0)_4TX

EBW

5785MHz

17/08/2022

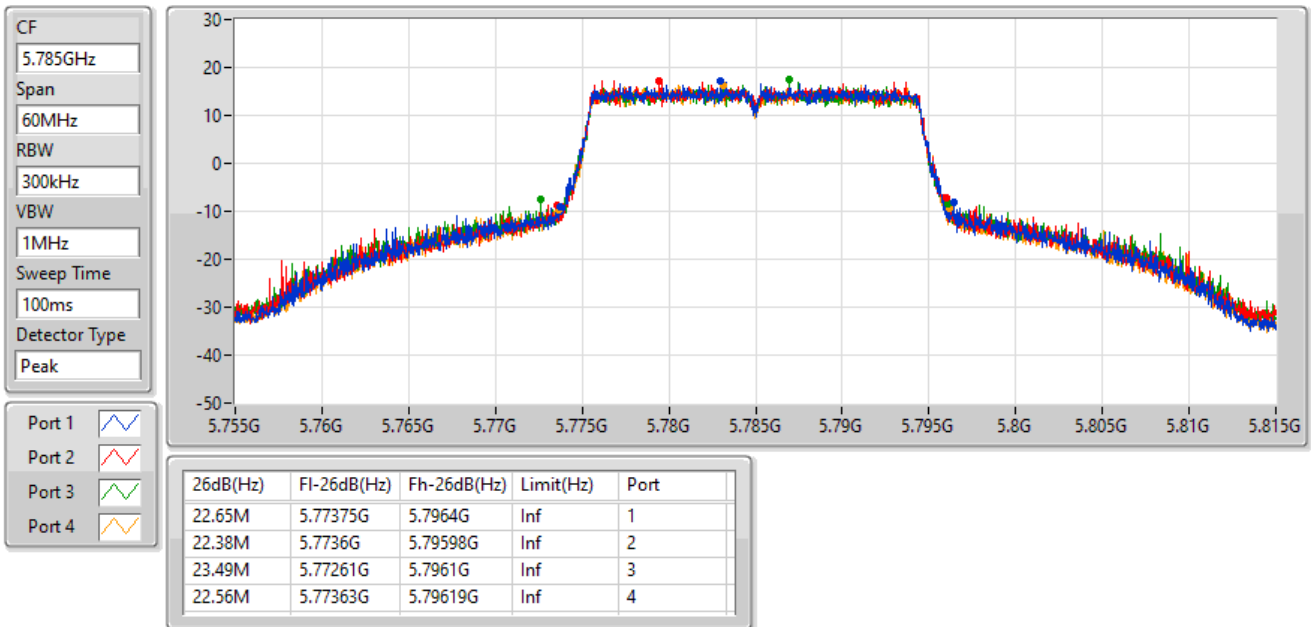


802.11ax HEW20-BF_Nss1,(MCS0)_4TX

EBW

5785MHz

17/08/2022



802.11ax HEW20-BF_Nss1,(MCS0)_4TX

EBW

5825MHz

18/08/2022

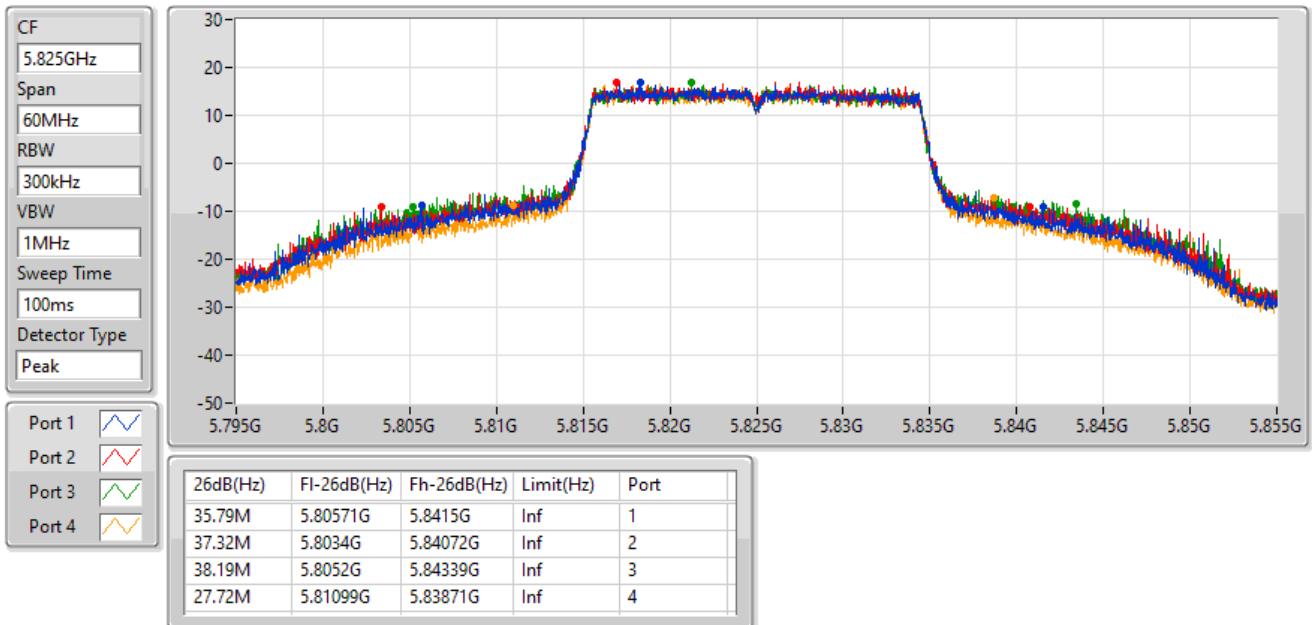


802.11ax HEW20-BF_Nss1,(MCS0)_4TX

EBW

5825MHz

18/08/2022

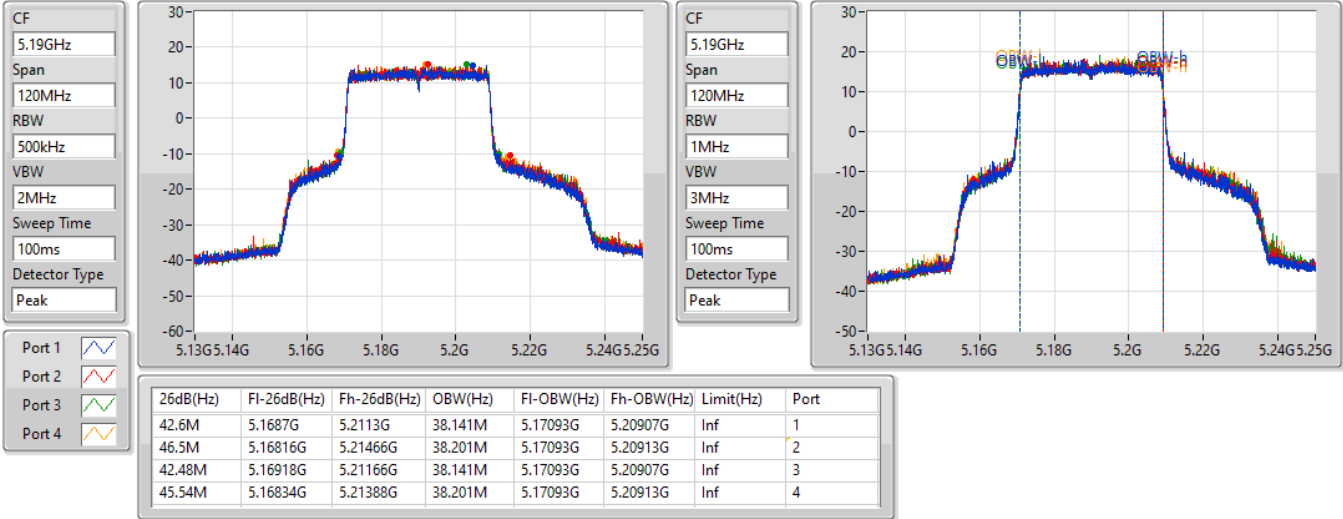


802.11ax HEW40-BF_Nss1,(MCS0)_4TX

EBW

5190MHz

17/08/2022

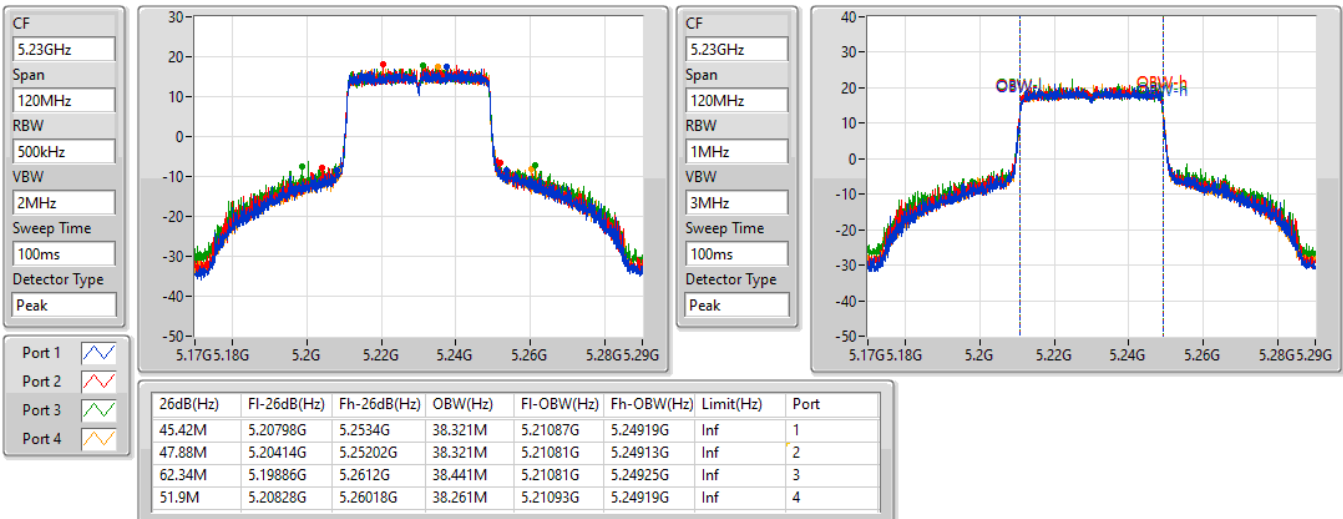


802.11ax HEW40-BF_Nss1,(MCS0)_4TX

EBW

5230MHz

17/08/2022



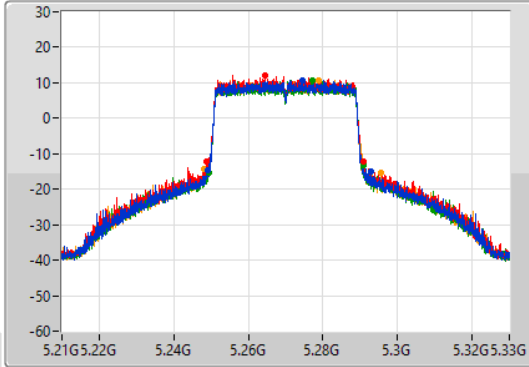
802.11ax HEW40-BF_Nss1,(MCS0)_4TX

EBW

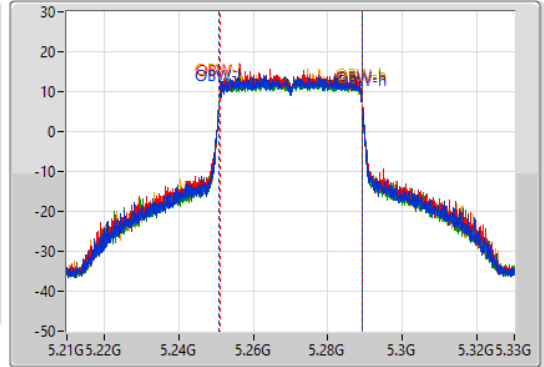
5270MHz

18/08/2022

CF
5.27GHz
Span
120MHz
RBW
500kHz
VBW
2MHz
Sweep Time
100ms
Detector Type
Peak



CF
5.27GHz
Span
120MHz
RBW
1MHz
VBW
3MHz
Sweep Time
100ms
Detector Type
Peak



Port 1
Port 2
Port 3
Port 4

26dB(Hz)	Fl-26dB(Hz)	Fh-26dB(Hz)	OBW(Hz)	Fl-OBW(Hz)	Fh-OBW(Hz)	Limit(Hz)	Port
44.04M	5.249G	5.29304G	38.201M	5.25093G	5.28913G	Inf	1
41.94M	5.24894G	5.29088G	38.081M	5.25099G	5.28907G	Inf	2
41.46M	5.2493G	5.29076G	38.201M	5.25087G	5.28907G	Inf	3
47.52M	5.24816G	5.29568G	38.141M	5.25093G	5.28907G	Inf	4

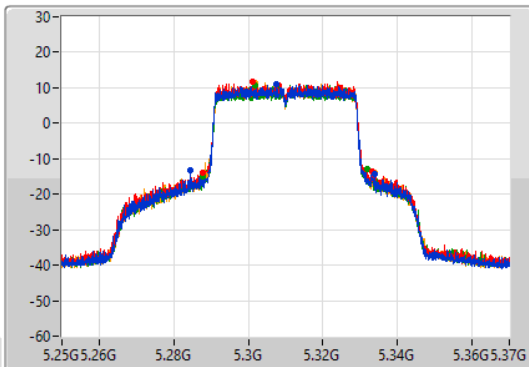
802.11ax HEW40-BF_Nss1,(MCS0)_4TX

EBW

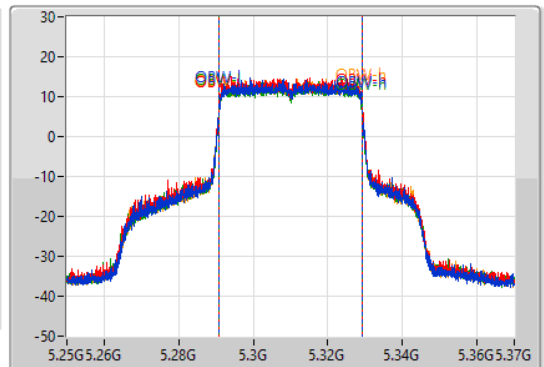
5310MHz

18/08/2022

CF
5.31GHz
Span
120MHz
RBW
500kHz
VBW
2MHz
Sweep Time
100ms
Detector Type
Peak



CF
5.31GHz
Span
120MHz
RBW
1MHz
VBW
3MHz
Sweep Time
100ms
Detector Type
Peak



Port 1
Port 2
Port 3
Port 4

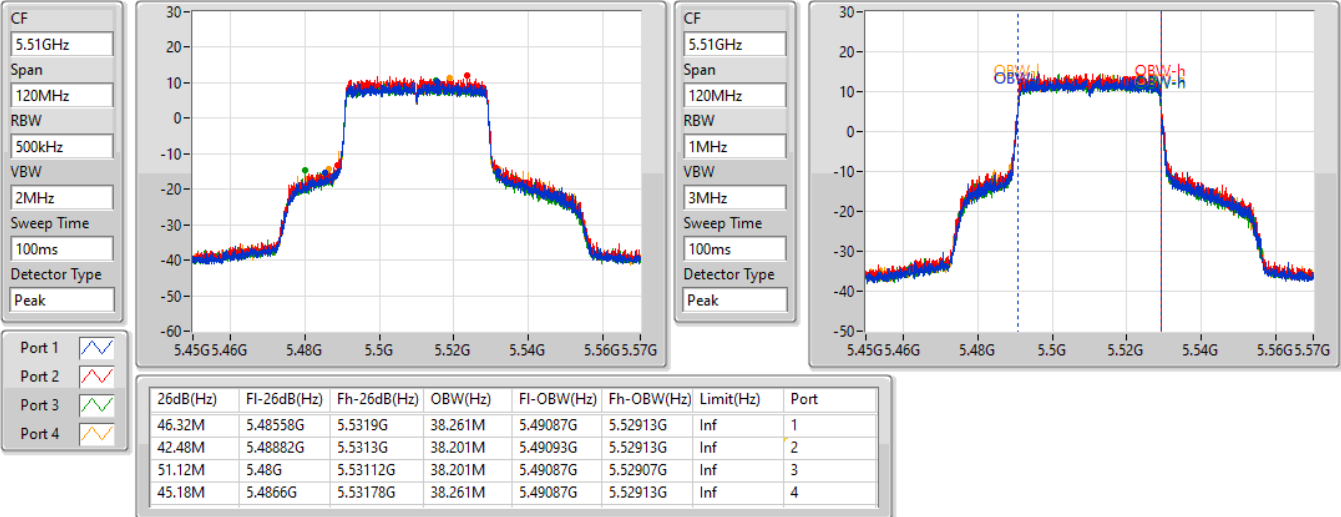
26dB(Hz)	Fl-26dB(Hz)	Fh-26dB(Hz)	OBW(Hz)	Fl-OBW(Hz)	Fh-OBW(Hz)	Limit(Hz)	Port
49.32M	5.28444G	5.33376G	38.141M	5.29093G	5.32907G	Inf	1
45.3M	5.2878G	5.3331G	38.201M	5.29093G	5.32913G	Inf	2
44.04M	5.28786G	5.3319G	38.141M	5.29093G	5.32907G	Inf	3
45.6M	5.28846G	5.33406G	38.141M	5.29093G	5.32907G	Inf	4

802.11ax HEW40-BF_Nss1,(MCS0)_4TX

EBW

5510MHz

18/08/2022

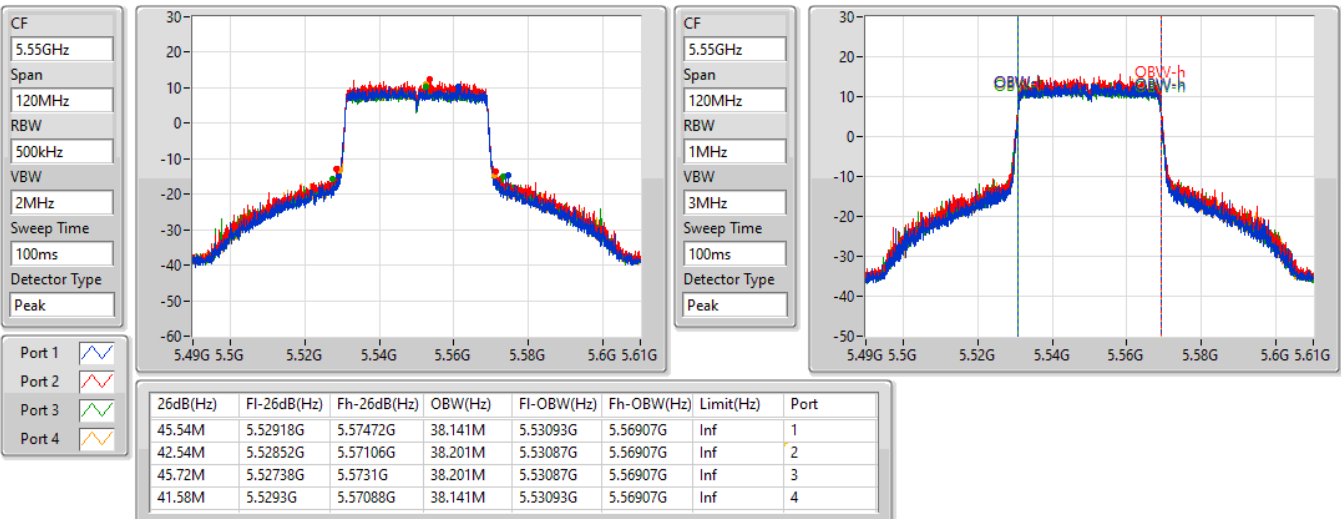


802.11ax HEW40-BF_Nss1,(MCS0)_4TX

EBW

5550MHz

18/08/2022



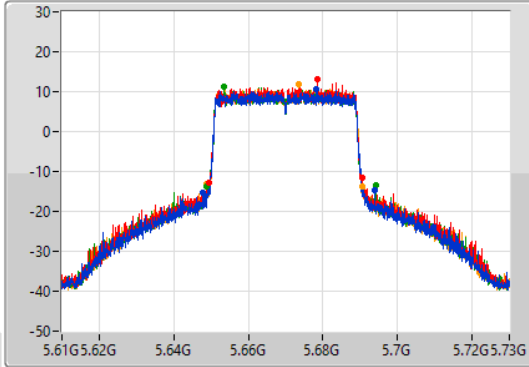
802.11ax HEW40-BF_Nss1,(MCS0)_4TX

EBW

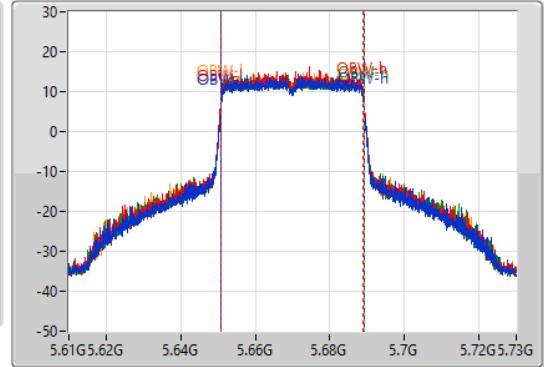
5670MHz

18/08/2022

CF
5.67GHz
Span
120MHz
RBW
500kHz
VBW
2MHz
Sweep Time
100ms
Detector Type
Peak



CF
5.67GHz
Span
120MHz
RBW
1MHz
VBW
3MHz
Sweep Time
100ms
Detector Type
Peak



Port 1
Port 2
Port 3
Port 4

26dB(Hz)	Fl-26dB(Hz)	Fh-26dB(Hz)	OBW(Hz)	Fl-OBW(Hz)	Fh-OBW(Hz)	Limit(Hz)	Port
46.14M	5.64768G	5.69382G	38.141M	5.65093G	5.68907G	Inf	1
41.1M	5.64936G	5.69046G	38.141M	5.65087G	5.68901G	Inf	2
45.36M	5.64894G	5.6943G	38.141M	5.65093G	5.68907G	Inf	3
41.64M	5.64888G	5.69052G	38.141M	5.65093G	5.68907G	Inf	4

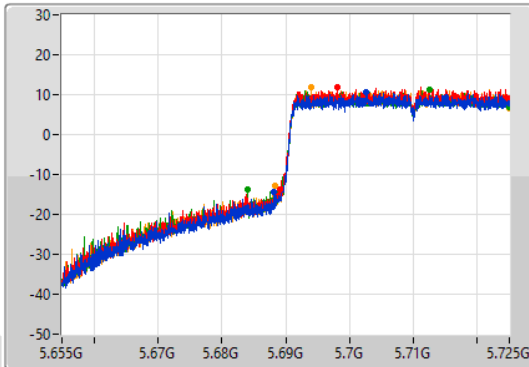
802.11ax HEW40-BF_Nss1,(MCS0)_4TX

EBW

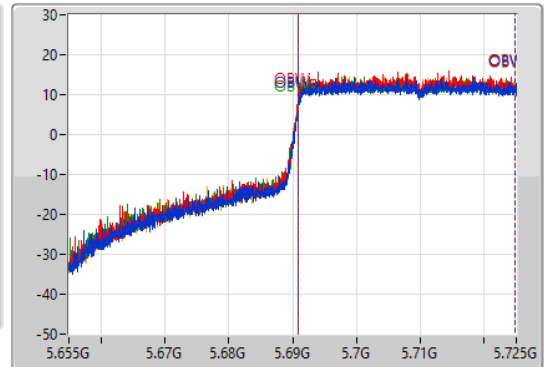
5710MHz Straddle 5.47-5.725GHz

18/08/2022

CF
5.69GHz
Span
70MHz
RBW
500kHz
VBW
2MHz
Sweep Time
100ms
Detector Type
Peak



CF
5.69GHz
Span
70MHz
RBW
1MHz
VBW
3MHz
Sweep Time
100ms
Detector Type
Peak



Port 1
Port 2
Port 3
Port 4

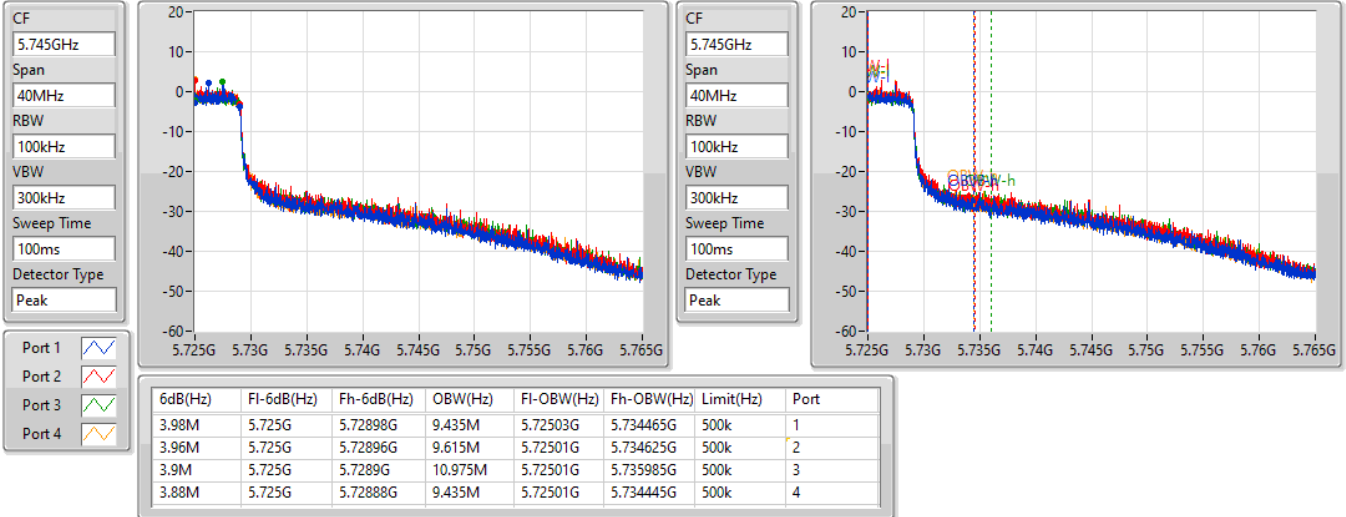
26dB(Hz)	Fl-26dB(Hz)	Fh-26dB(Hz)	OBW(Hz)	Fl-OBW(Hz)	Fh-OBW(Hz)	Limit(Hz)	Port
36.82M	5.68818G	5.725G	34.003M	5.69084G	5.724843G	Inf	1
35.91M	5.68909G	5.725G	33.933M	5.690875G	5.724808G	Inf	2
40.95M	5.68405G	5.725G	33.933M	5.690875G	5.724808G	Inf	3
36.75M	5.68825G	5.725G	33.968M	5.69084G	5.724808G	Inf	4

802.11ax HEW40-BF_Nss1,(MCS0)_4TX

EBW

5710MHz Straddle 5.725-5.85GHz

18/08/2022

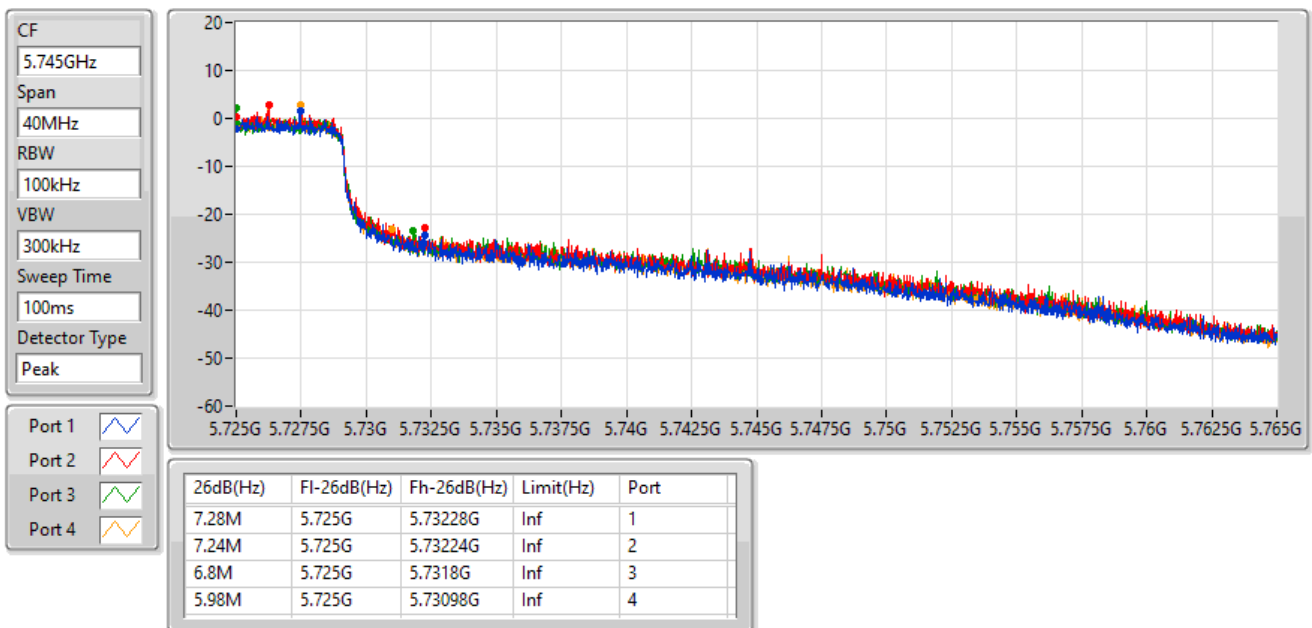


802.11ax HEW40-BF_Nss1,(MCS0)_4TX

EBW

5710MHz Straddle 5.725-5.85GHz

18/08/2022

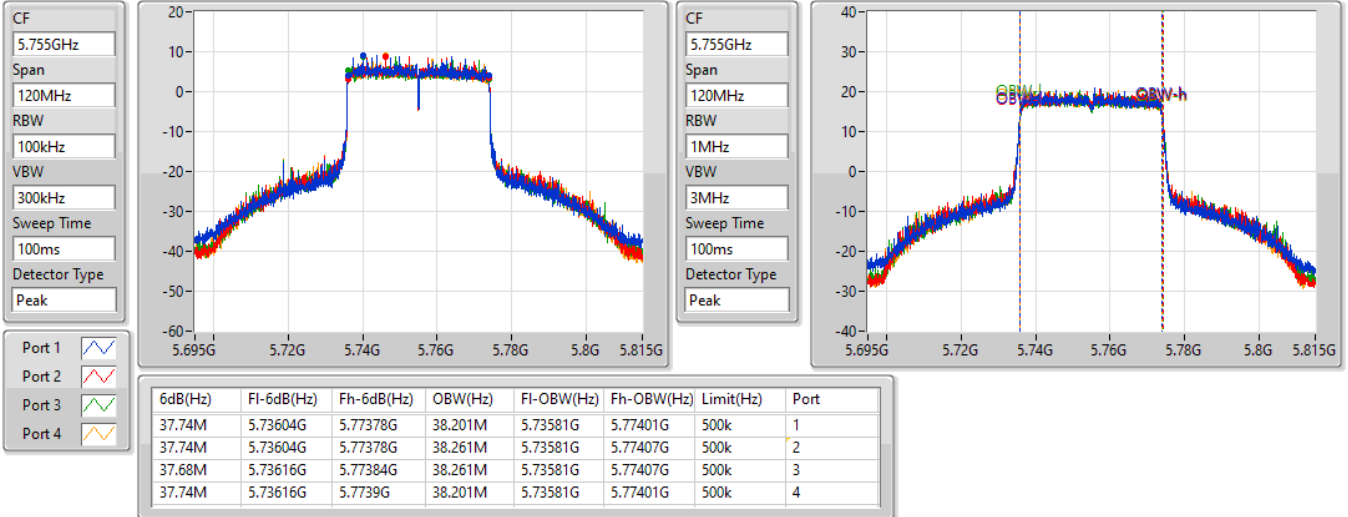


802.11ax HEW40-BF_Nss1,(MCS0)_4TX

EBW

5755MHz

17/08/2022

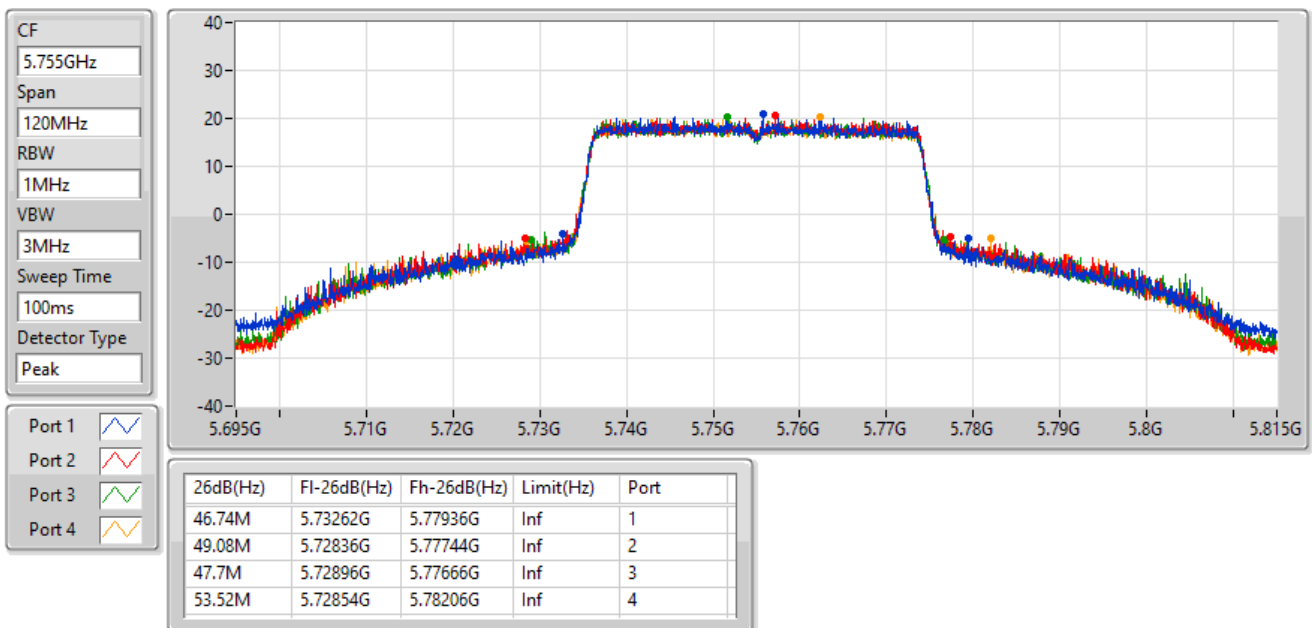


802.11ax HEW40-BF_Nss1,(MCS0)_4TX

EBW

5755MHz

17/08/2022

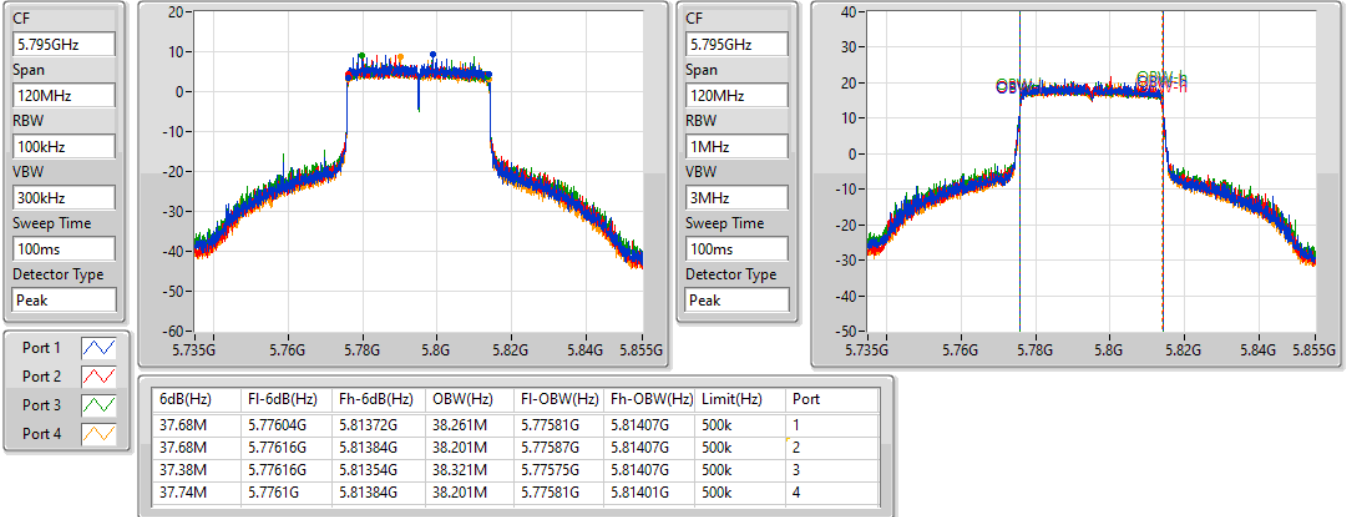


802.11ax HEW40-BF_Nss1,(MCS0)_4TX

EBW

5795MHz

17/08/2022

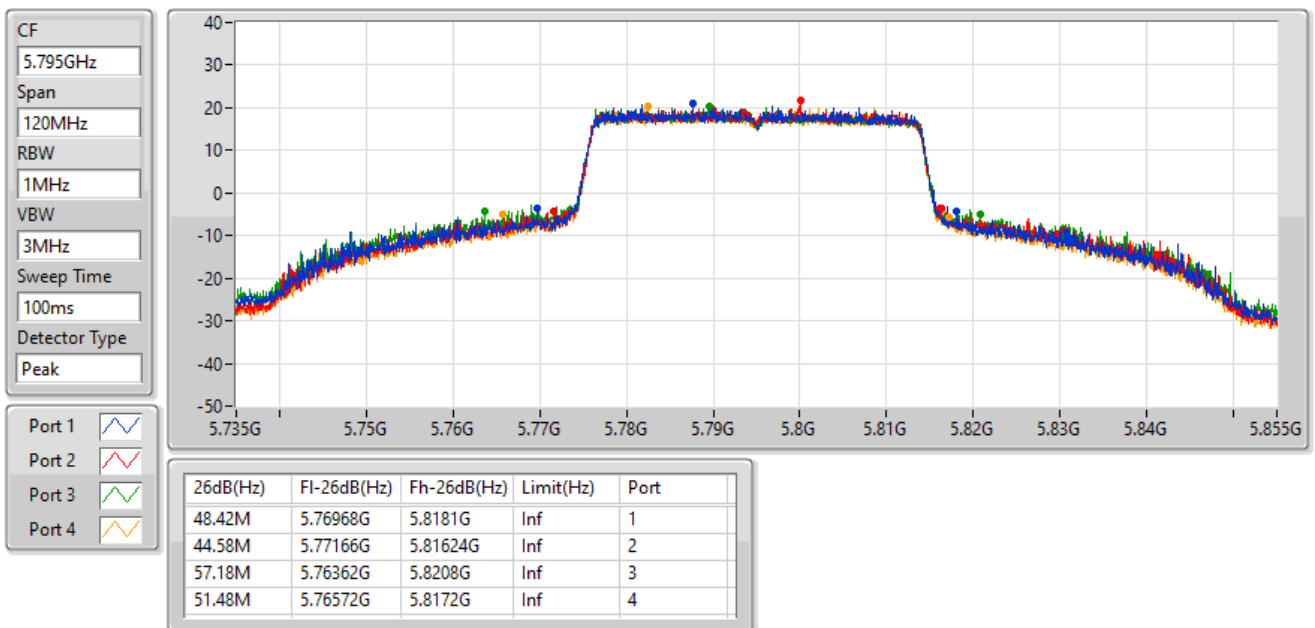


802.11ax HEW40-BF_Nss1,(MCS0)_4TX

EBW

5795MHz

17/08/2022



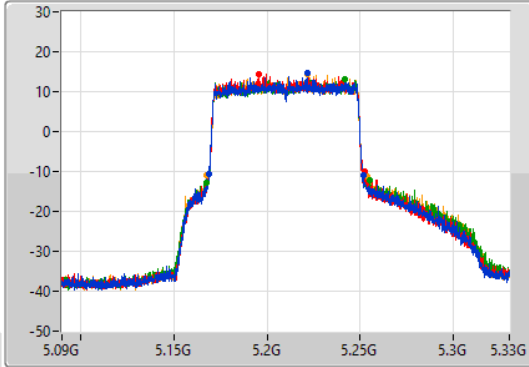
802.11ax HEW80-BF_Nss1,(MCS0)_4TX

EBW

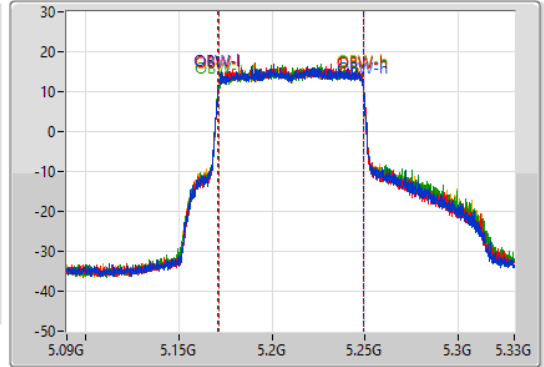
5210MHz

18/08/2022

CF
5.21GHz
Span
240MHz
RBW
1MHz
VBW
3MHz
Sweep Time
100ms
Detector Type
Peak



CF
5.21GHz
Span
240MHz
RBW
2MHz
VBW
10MHz
Sweep Time
100ms
Detector Type
Peak



Port 1
Port 2
Port 3
Port 4

26dB(Hz)	Fl-26dB(Hz)	Fh-26dB(Hz)	OBW(Hz)	Fl-OBW(Hz)	Fh-OBW(Hz)	Limit(Hz)	Port
82.92M	5.16872G	5.25164G	77.961M	5.171139G	5.2491G	Inf	1
83.52M	5.16884G	5.25236G	77.841M	5.171259G	5.2491G	Inf	2
87.36M	5.16764G	5.255G	77.961M	5.171259G	5.24922G	Inf	3
86.28M	5.16776G	5.25404G	77.841M	5.171259G	5.2491G	Inf	4

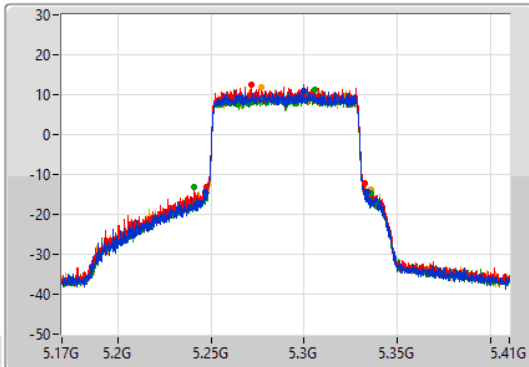
802.11ax HEW80-BF_Nss1,(MCS0)_4TX

EBW

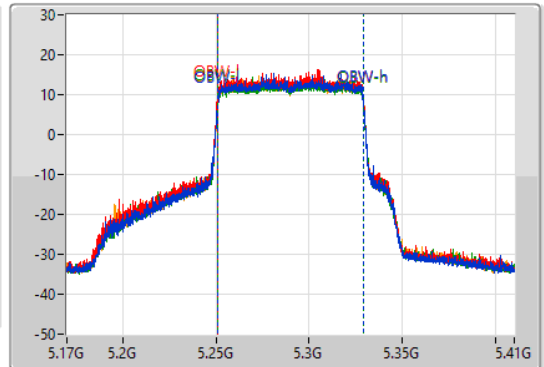
5290MHz

18/08/2022

CF
5.29GHz
Span
240MHz
RBW
1MHz
VBW
3MHz
Sweep Time
100ms
Detector Type
Peak



CF
5.29GHz
Span
240MHz
RBW
2MHz
VBW
10MHz
Sweep Time
100ms
Detector Type
Peak



Port 1
Port 2
Port 3
Port 4

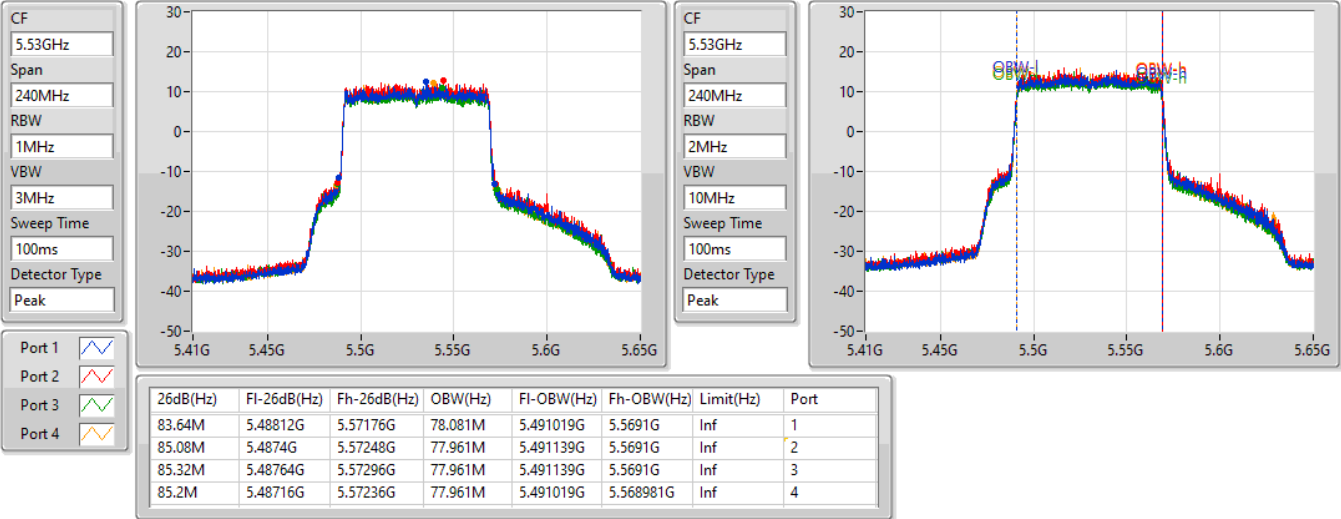
26dB(Hz)	Fl-26dB(Hz)	Fh-26dB(Hz)	OBW(Hz)	Fl-OBW(Hz)	Fh-OBW(Hz)	Limit(Hz)	Port
86.76M	5.2468G	5.33356G	77.961M	5.251019G	5.328981G	Inf	1
84.96M	5.24776G	5.33272G	77.841M	5.251019G	5.328861G	Inf	2
94.68M	5.24092G	5.3356G	78.081M	5.2509G	5.328981G	Inf	3
88.44M	5.24764G	5.33608G	78.081M	5.2509G	5.328981G	Inf	4

802.11ax HEW80-BF_Nss1,(MCS0)_4TX

EBW

5530MHz

18/08/2022

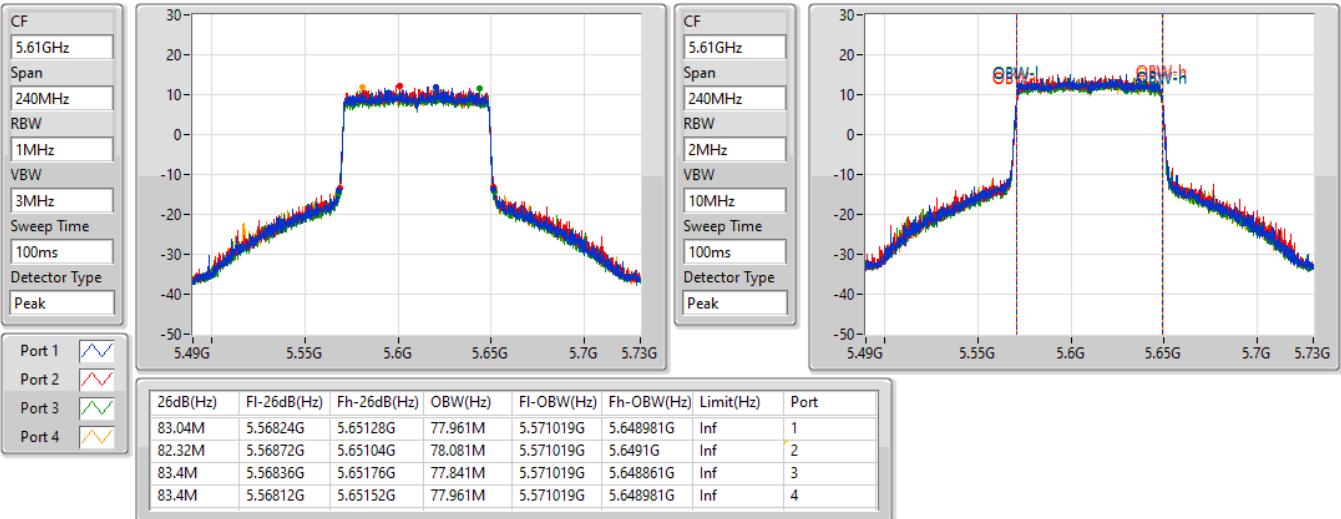


802.11ax HEW80-BF_Nss1,(MCS0)_4TX

EBW

5610MHz

18/08/2022

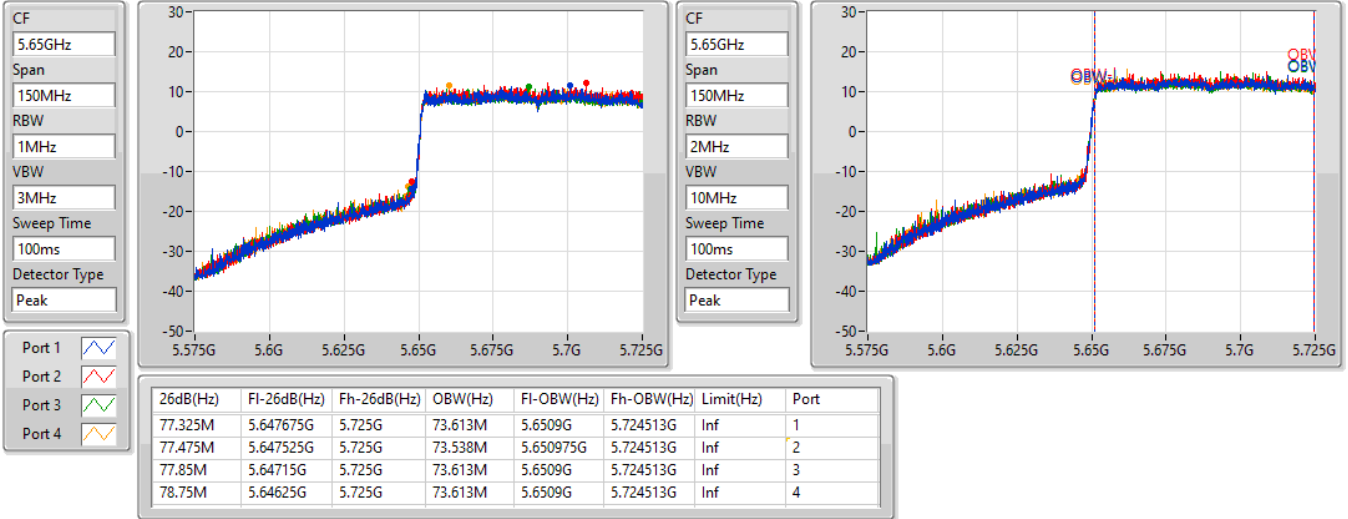


802.11ax HEW80-BF_Nss1,(MCS0)_4TX

EBW

5690MHz Straddle 5.47-5.725GHz

18/08/2022

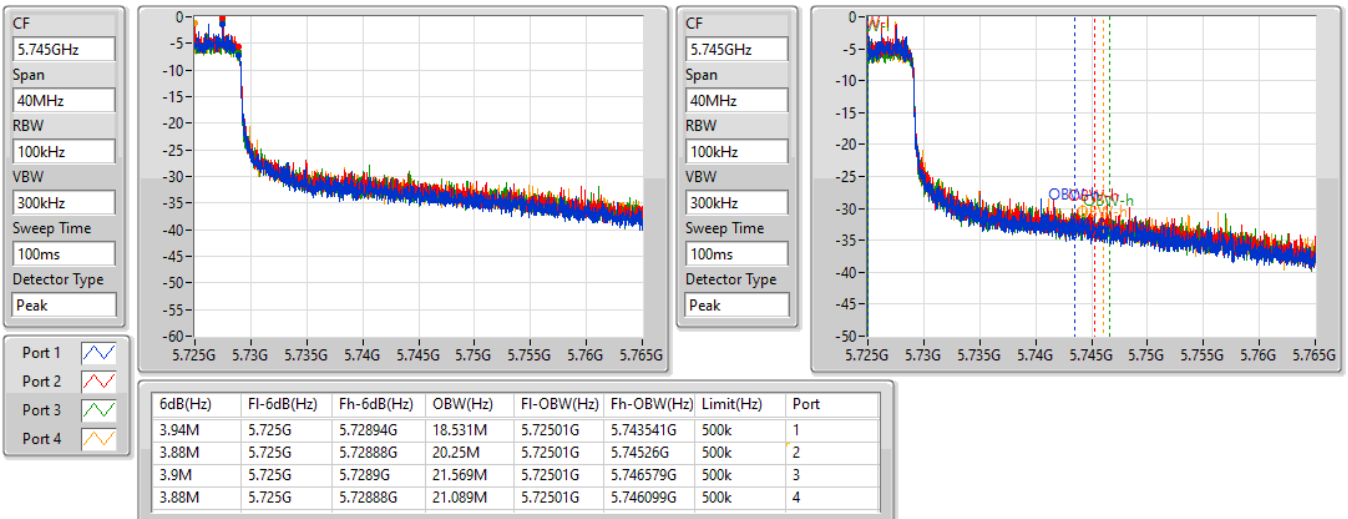


802.11ax HEW80-BF_Nss1,(MCS0)_4TX

EBW

5690MHz Straddle 5.725-5.85GHz

18/08/2022

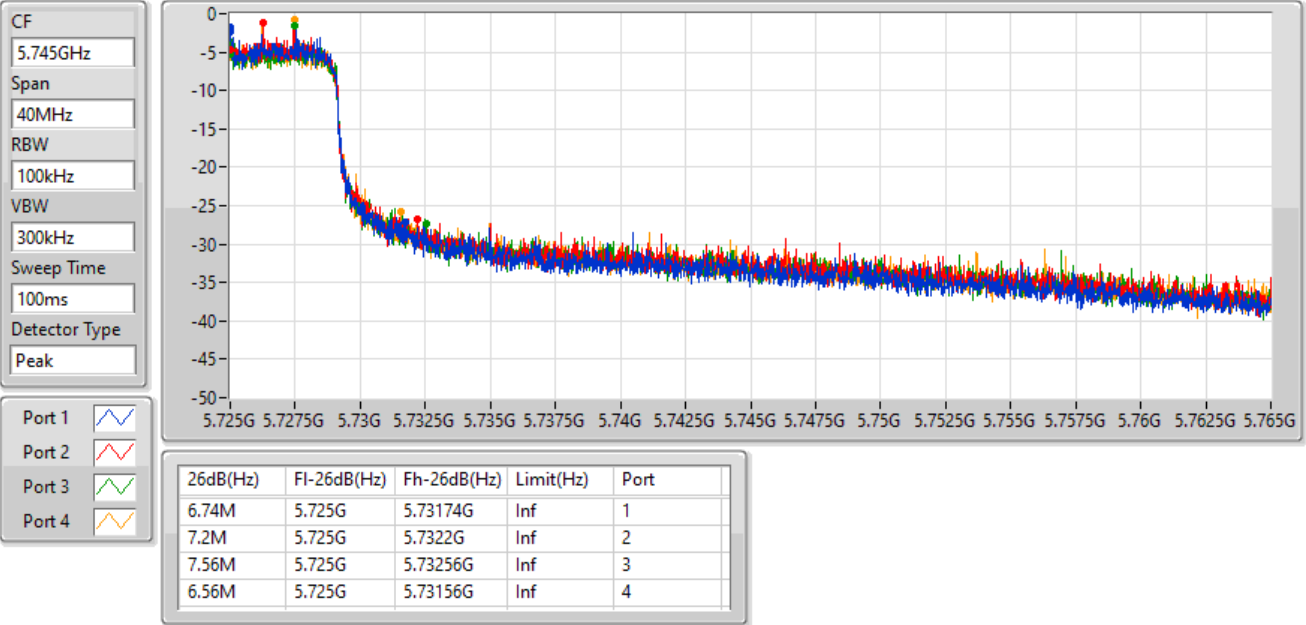


802.11ax HEW80-BF_Nss1,(MCS0)_4TX

EBW

5690MHz Straddle 5.725-5.85GHz

18/08/2022

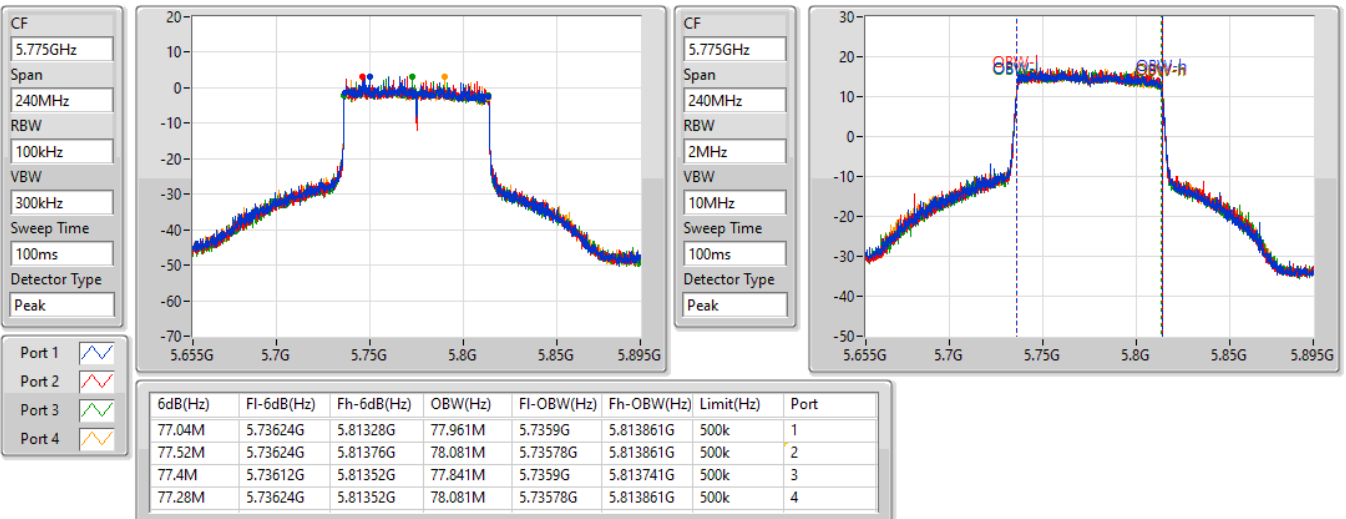


802.11ax HEW80-BF_Nss1,(MCS0)_4TX

EBW

5775MHz

18/08/2022



802.11ax HEW80-BF_Nss1,(MCS0)_4TX

EBW

5775MHz

18/08/2022

CF
5.775GHz

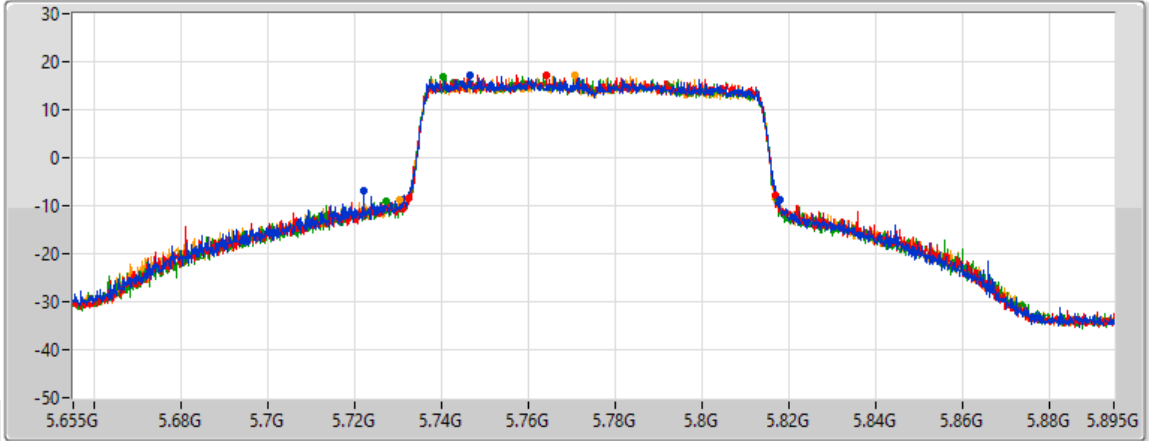
Span
240MHz

RBW
2MHz

VBW
10MHz

Sweep Time
100ms

Detector Type
Peak



Port 1

Port 2

Port 3

Port 4

26dB(Hz)	Fl-26dB(Hz)	Fh-26dB(Hz)	Limit(Hz)	Port
96M	5.72196G	5.81796G	Inf	1
84.84M	5.73228G	5.81712G	Inf	2
90.36M	5.727G	5.81736G	Inf	3
86.76M	5.73036G	5.81712G	Inf	4

802.11ax HEW160-BF_Nss1,(MCS0)_4TX

EBW

5250MHz Straddle 5.15-5.25GHz

18/08/2022

CF
5.17GHz

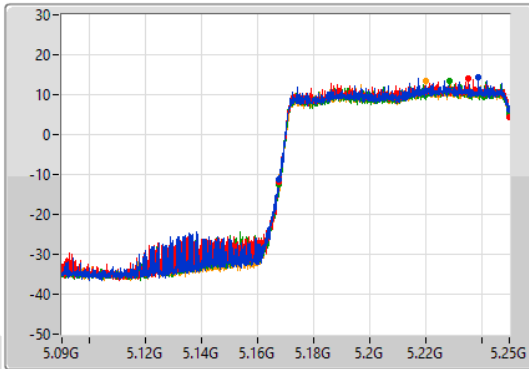
Span
160MHz

RBW
2MHz

VBW
10MHz

Sweep Time
100ms

Detector Type
Peak



CF
5.17GHz

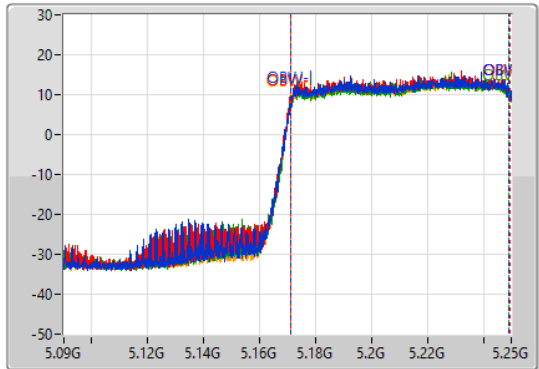
Span
160MHz

RBW
3MHz

VBW
10MHz

Sweep Time
100ms

Detector Type
Peak



Port 1

Port 2

Port 3

Port 4

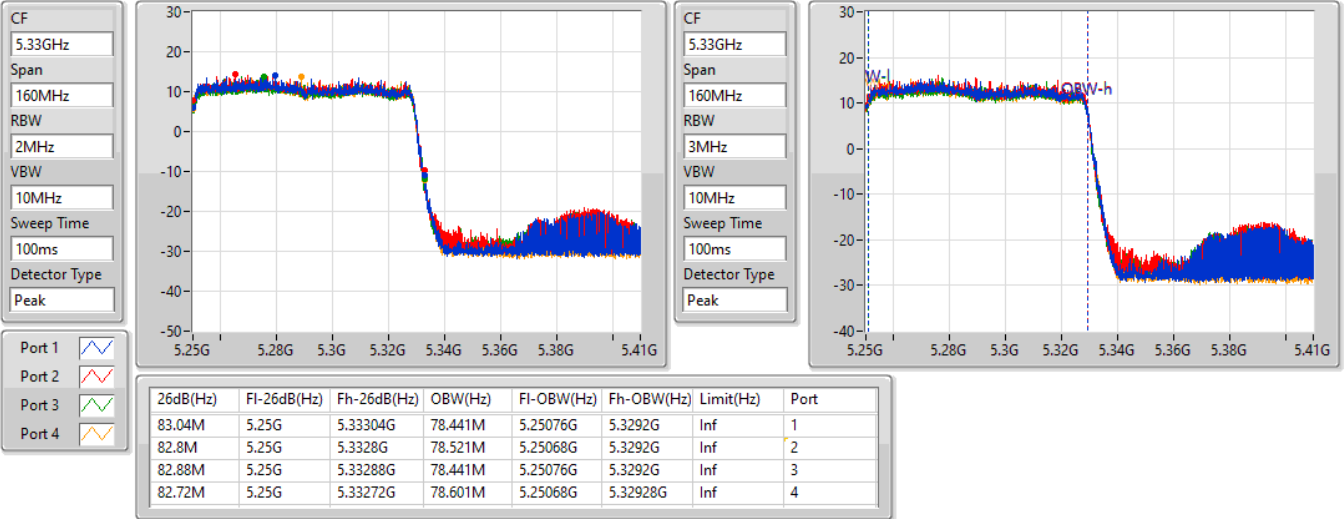
26dB(Hz)	Fl-26dB(Hz)	Fh-26dB(Hz)	OBW(Hz)	Fl-OBW(Hz)	Fh-OBW(Hz)	Limit(Hz)	Port
82.56M	5.16744G	5.25G	78.361M	5.17096G	5.24932G	Inf	1
82.24M	5.16776G	5.25G	78.441M	5.17096G	5.2494G	Inf	2
82.4M	5.1676G	5.25G	78.361M	5.17096G	5.24932G	Inf	3
82.4M	5.1676G	5.25G	78.281M	5.171039G	5.24932G	Inf	4

802.11ax HEW160-BF_Nss1,(MCS0)_4TX

EBW

5250MHz Straddle 5.25-5.35GHz

18/08/2022

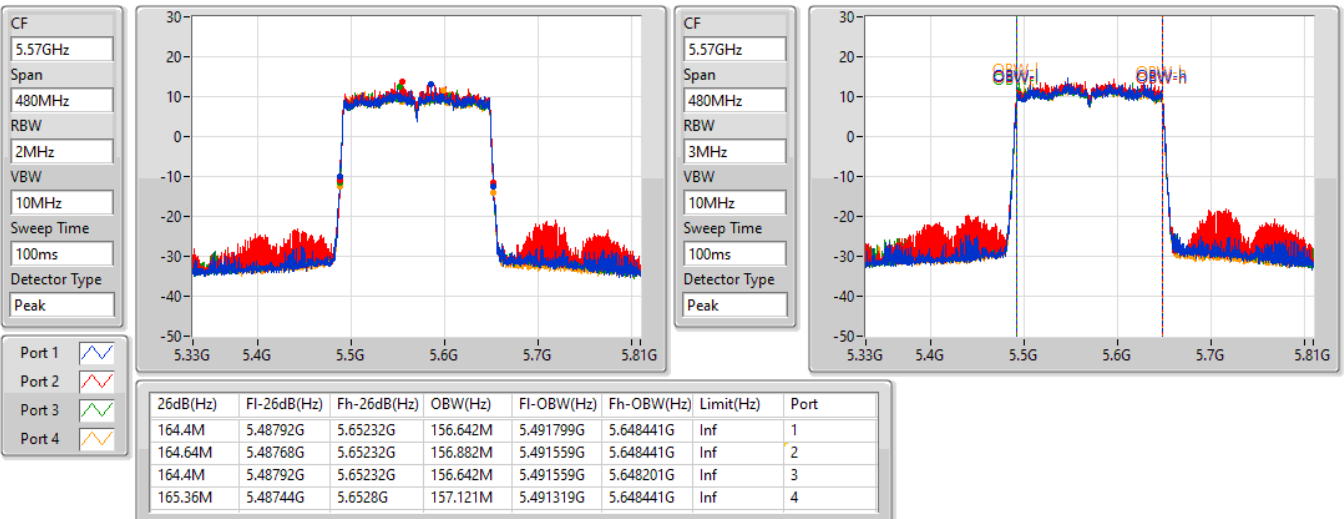


802.11ax HEW160-BF_Nss1,(MCS0)_4TX

EBW

5570MHz

18/08/2022





Summary

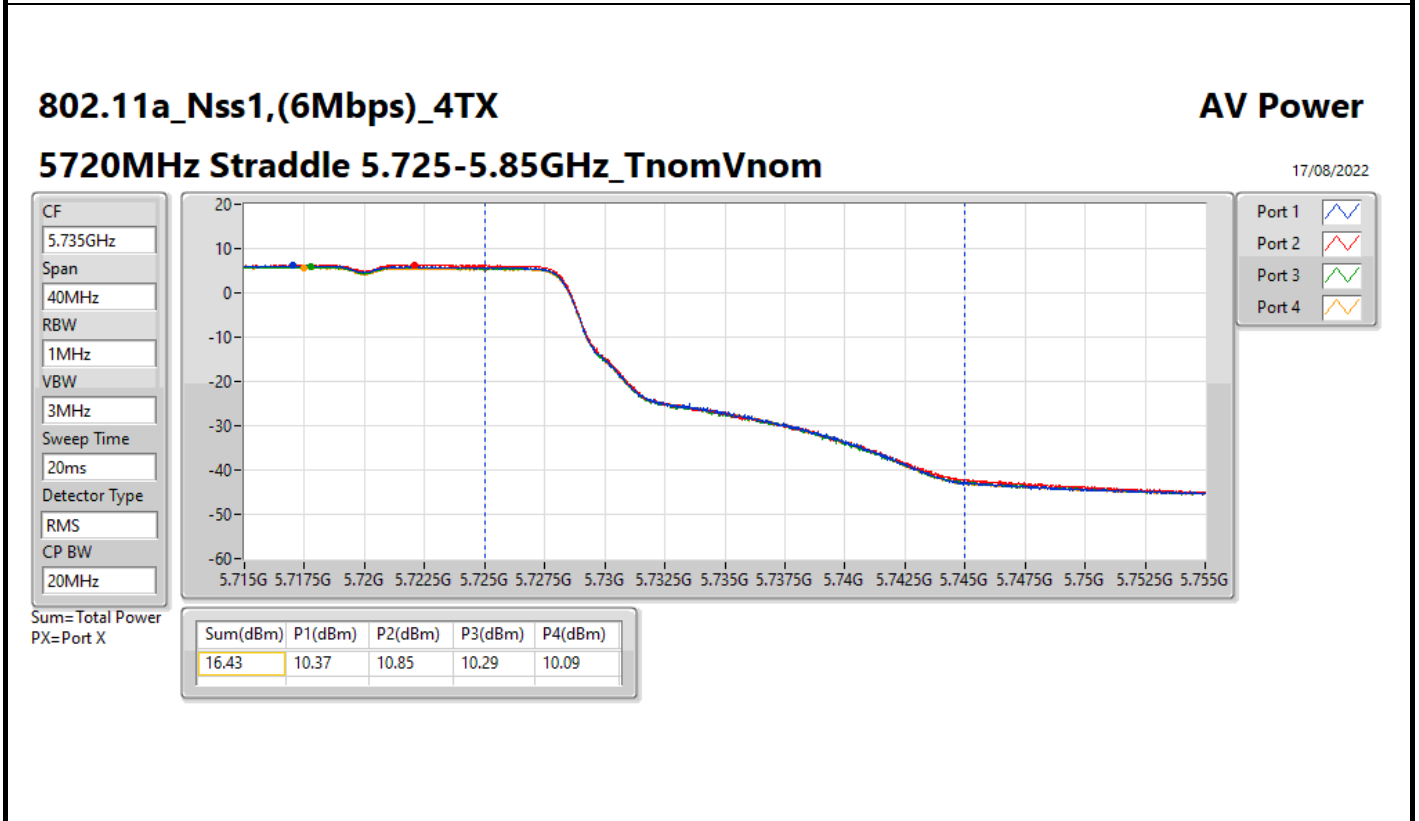
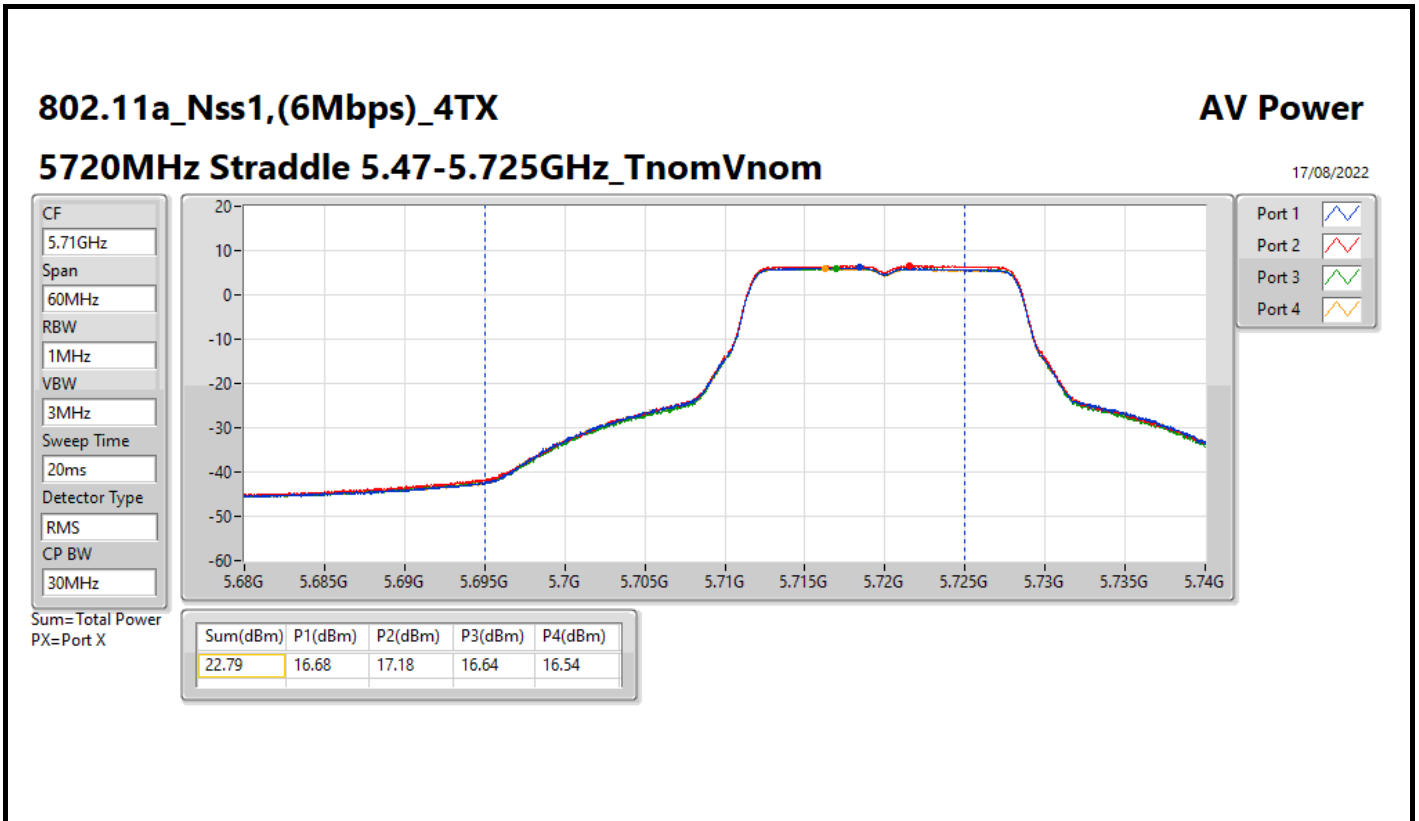
Mode	Total Power (dBm)	Total Power (W)
5.15-5.25GHz	-	-
802.11a_Nss1,(6Mbps)_4TX	29.76	0.94624
802.11ax HEW20_Nss1,(MCS0)_4TX	29.88	0.97275
802.11ax HEW40_Nss1,(MCS0)_4TX	29.19	0.82985
802.11ax HEW80_Nss1,(MCS0)_4TX	23.15	0.20654
802.11ax HEW160_Nss1,(MCS0)_4TX	19.12	0.08166
5.25-5.35GHz	-	-
802.11a_Nss1,(6Mbps)_4TX	23.29	0.21330
802.11ax HEW20_Nss1,(MCS0)_4TX	23.84	0.24210
802.11ax HEW40_Nss1,(MCS0)_4TX	23.76	0.23768
802.11ax HEW80_Nss1,(MCS0)_4TX	23.73	0.23605
802.11ax HEW160_Nss1,(MCS0)_4TX	19.54	0.08995
5.47-5.725GHz	-	-
802.11a_Nss1,(6Mbps)_4TX	23.54	0.22594
802.11ax HEW20_Nss1,(MCS0)_4TX	23.89	0.24491
802.11ax HEW40_Nss1,(MCS0)_4TX	23.91	0.24604
802.11ax HEW80_Nss1,(MCS0)_4TX	23.93	0.24717
802.11ax HEW160_Nss1,(MCS0)_4TX	21.93	0.15596
5.725-5.85GHz	-	-
802.11a_Nss1,(6Mbps)_4TX	29.83	0.96161
802.11ax HEW20_Nss1,(MCS0)_4TX	29.93	0.98401
802.11ax HEW40_Nss1,(MCS0)_4TX	29.91	0.97949
802.11ax HEW80_Nss1,(MCS0)_4TX	27.84	0.60814

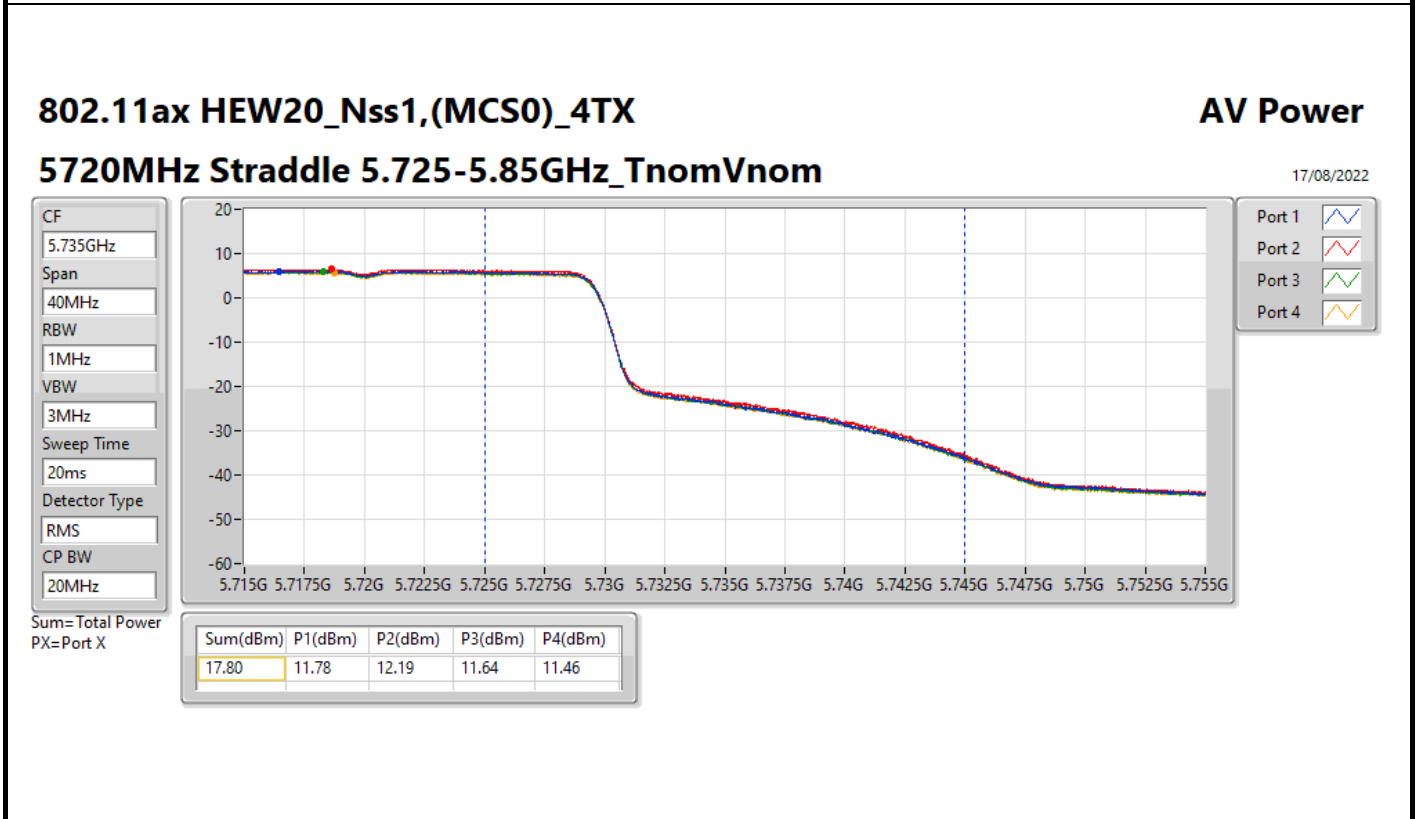
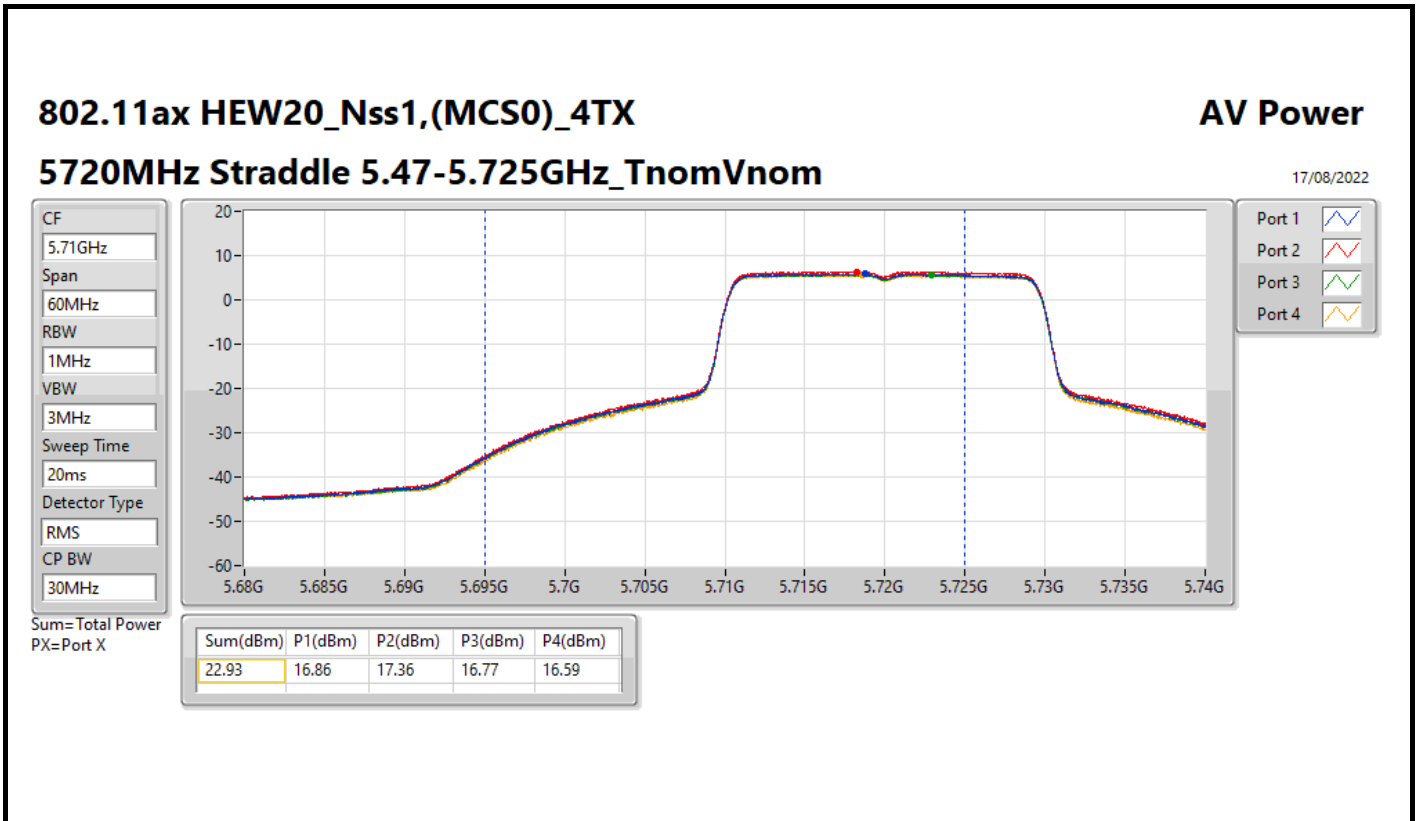
Result

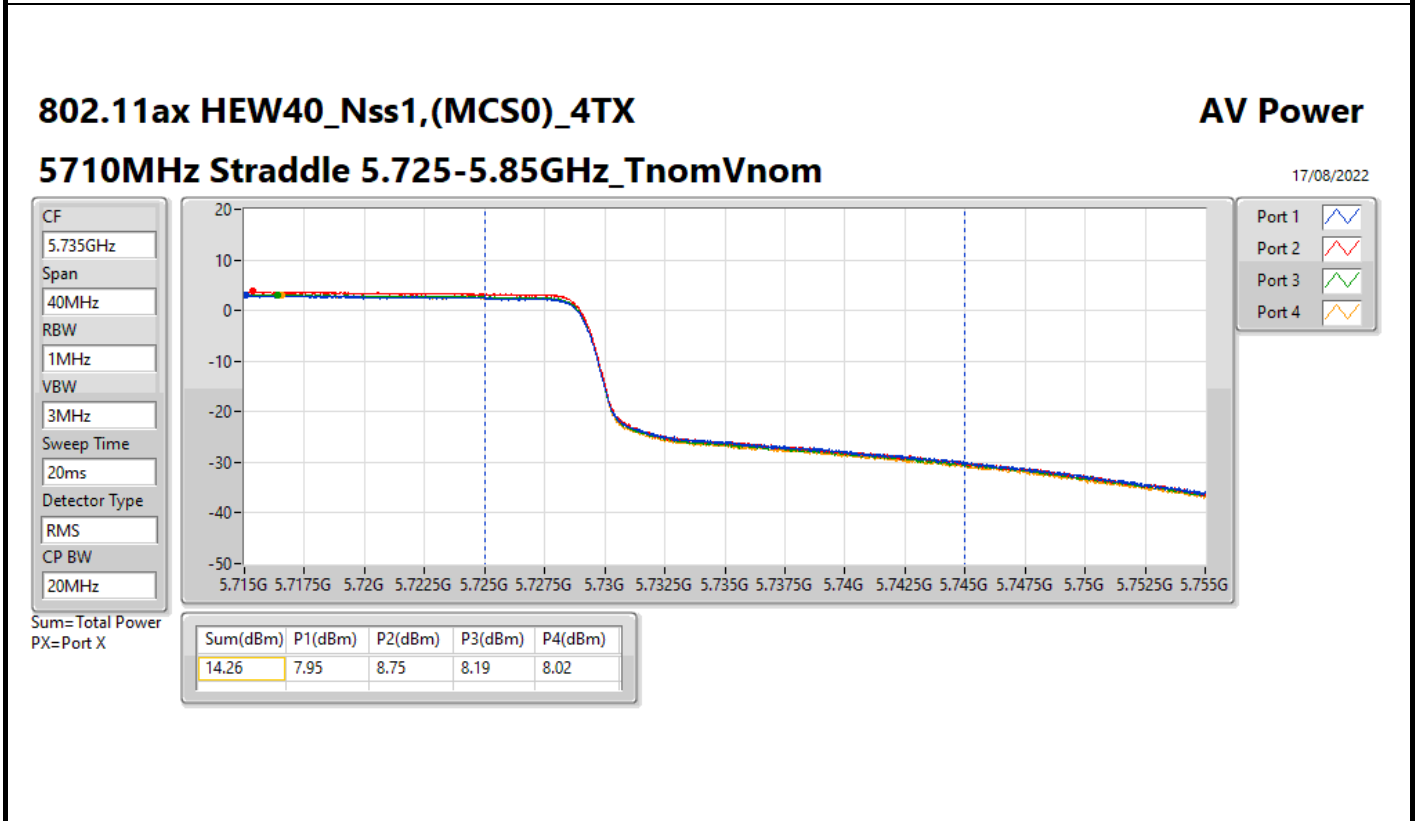
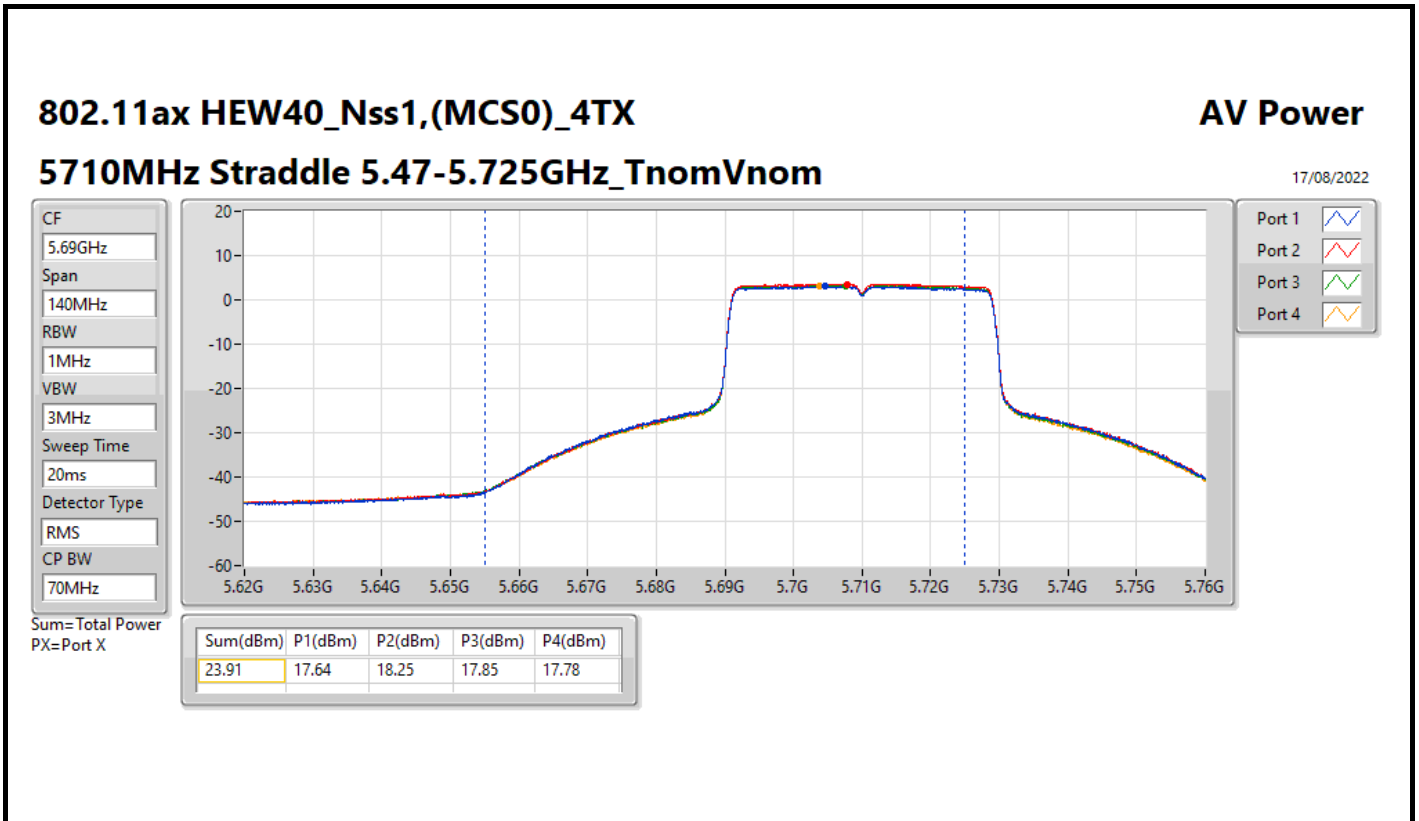
Mode	Result	DG (dBi)	Port 1 (dBm)	Port 2 (dBm)	Port 3 (dBm)	Port 4 (dBm)	Total Power (dBm)	Power Limit (dBm)
802.11a_Nss1,(6Mbps)_4TX	-	-	-	-	-	-	-	-
5180MHz	Pass	4.76	22.48	22.51	22.64	22.34	28.51	30.00
5200MHz	Pass	4.76	23.61	23.95	23.81	23.58	29.76	30.00
5240MHz	Pass	4.76	23.25	23.56	23.50	23.35	29.44	30.00
5260MHz	Pass	4.98	16.82	17.63	16.94	17.23	23.19	23.98
5300MHz	Pass	4.98	16.86	17.67	16.81	16.91	23.10	23.98
5320MHz	Pass	4.98	17.12	17.74	17.11	17.07	23.29	23.98
5500MHz	Pass	5.04	17.04	18.42	16.94	17.15	23.45	23.98
5580MHz	Pass	5.04	17.62	18.43	16.65	17.20	23.54	23.98
5700MHz	Pass	5.04	15.70	16.28	15.90	15.53	21.88	23.98
5720MHz Straddle 5.47-5.725GHz	Pass	5.04	16.68	17.18	16.64	16.54	22.79	23.02
5720MHz Straddle 5.725-5.85GHz	Pass	5.63	10.37	10.85	10.29	10.09	16.43	30.00
5745MHz	Pass	5.63	22.73	23.59	23.90	22.67	29.28	30.00
5785MHz	Pass	5.63	23.28	24.01	24.32	23.55	29.83	30.00
5825MHz	Pass	5.63	22.66	23.14	23.21	22.35	28.87	30.00
802.11ax HEW20_Nss1,(MCS0)_4TX	-	-	-	-	-	-	-	-
5180MHz	Pass	4.76	22.01	22.16	22.20	22.06	28.13	30.00
5200MHz	Pass	4.76	23.86	23.93	23.75	23.56	29.80	30.00
5240MHz	Pass	4.76	23.78	24.04	23.88	23.75	29.88	30.00
5260MHz	Pass	4.98	17.31	18.13	17.41	17.59	23.64	23.98
5300MHz	Pass	4.98	17.54	18.34	17.32	17.51	23.72	23.98
5320MHz	Pass	4.98	17.69	18.28	17.52	17.74	23.84	23.98
5500MHz	Pass	5.04	17.49	18.82	17.35	17.63	23.88	23.98
5580MHz	Pass	5.04	17.84	18.71	17.09	17.68	23.89	23.98
5700MHz	Pass	5.04	15.07	15.49	15.06	14.79	21.13	23.98
5720MHz Straddle 5.47-5.725GHz	Pass	5.04	16.86	17.36	16.77	16.59	22.93	23.16
5720MHz Straddle 5.725-5.85GHz	Pass	5.63	11.78	12.19	11.64	11.46	17.80	30.00
5745MHz	Pass	5.63	23.53	24.18	24.35	23.51	29.93	30.00
5785MHz	Pass	5.63	23.31	24.18	24.34	23.46	29.87	30.00
5825MHz	Pass	5.63	22.95	23.32	23.09	22.81	29.07	30.00
802.11ax HEW40_Nss1,(MCS0)_4TX	-	-	-	-	-	-	-	-
5190MHz	Pass	4.76	16.84	17.45	17.68	17.09	23.30	30.00
5230MHz	Pass	4.76	22.76	23.50	23.60	22.73	29.19	30.00
5270MHz	Pass	4.98	17.70	18.08	17.36	17.79	23.76	23.98
5310MHz	Pass	4.98	16.96	17.48	16.29	16.61	22.88	23.98
5510MHz	Pass	5.04	17.57	18.55	17.49	17.76	23.88	23.98
5550MHz	Pass	5.04	17.74	18.41	17.32	17.38	23.76	23.98
5670MHz	Pass	5.04	17.59	18.36	17.78	17.74	23.90	23.98
5710MHz Straddle 5.47-5.725GHz	Pass	5.04	17.64	18.25	17.85	17.78	23.91	23.98
5710MHz Straddle 5.725-5.85GHz	Pass	5.63	7.95	8.75	8.19	8.02	14.26	30.00
5755MHz	Pass	5.63	23.57	24.02	24.30	23.61	29.91	30.00
5795MHz	Pass	5.63	23.29	23.89	24.37	23.49	29.80	30.00
802.11ax HEW80_Nss1,(MCS0)_4TX	-	-	-	-	-	-	-	-
5210MHz	Pass	4.76	16.84	17.47	17.40	16.74	23.15	30.00
5290MHz	Pass	4.98	17.51	18.37	17.24	17.64	23.73	23.98
5530MHz	Pass	5.04	17.93	18.58	17.26	17.75	23.93	23.98
5610MHz	Pass	5.04	18.09	17.97	17.57	17.52	23.82	23.98
5690MHz Straddle 5.47-5.725GHz	Pass	5.04	17.99	18.04	17.61	17.50	23.81	23.98
5690MHz Straddle 5.725-5.85GHz	Pass	5.63	4.69	5.05	4.30	4.13	10.58	30.00
5775MHz	Pass	5.63	21.33	22.22	22.25	21.39	27.84	30.00
802.11ax HEW160_Nss1,(MCS0)_4TX	-	-	-	-	-	-	-	-
5250MHz Straddle 5.15-5.25GHz	Pass	4.76	13.25	13.64	12.60	12.85	19.12	30.00
5250MHz Straddle 5.25-5.35GHz	Pass	4.98	13.70	13.95	13.02	13.37	19.54	23.98
5570MHz	Pass	5.04	15.77	16.56	15.56	15.66	21.93	23.98



DG = Directional Gain; Port X = Port X output power







802.11ax HEW80_Nss1,(MCS0)_4TX

AV Power

5690MHz Straddle 5.47-5.725GHz_TnomVnom

17/08/2022

CF
5.65GHz

Span
300MHz

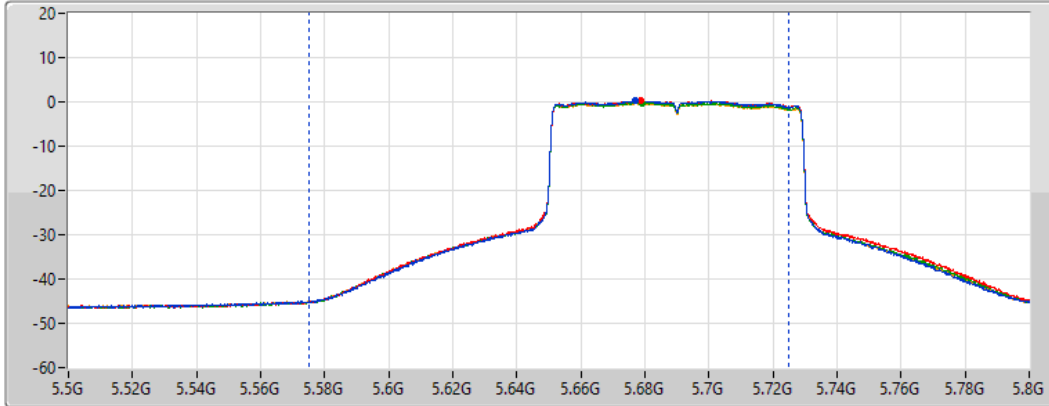
RBW
1MHz


VBW
3MHz


Sweep Time
20ms


Detector Type
RMS


CP BW
150MHz



Port 1 

Port 2 

Port 3 

Port 4 

Sum= Total Power
PX=Port X

Sum(dBm)	P1(dBm)	P2(dBm)	P3(dBm)	P4(dBm)
23.81	17.99	18.04	17.61	17.50

802.11ax HEW80_Nss1,(MCS0)_4TX

AV Power

5690MHz Straddle 5.725-5.85GHz_TnomVnom

17/08/2022

CF
5.735GHz

Span
40MHz

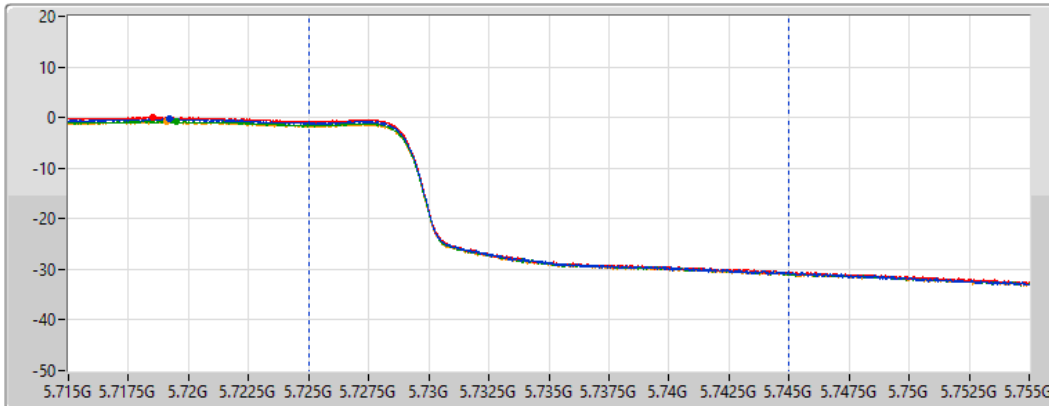
RBW
1MHz


VBW
3MHz


Sweep Time
20ms


Detector Type
RMS


CP BW
20MHz



Port 1 

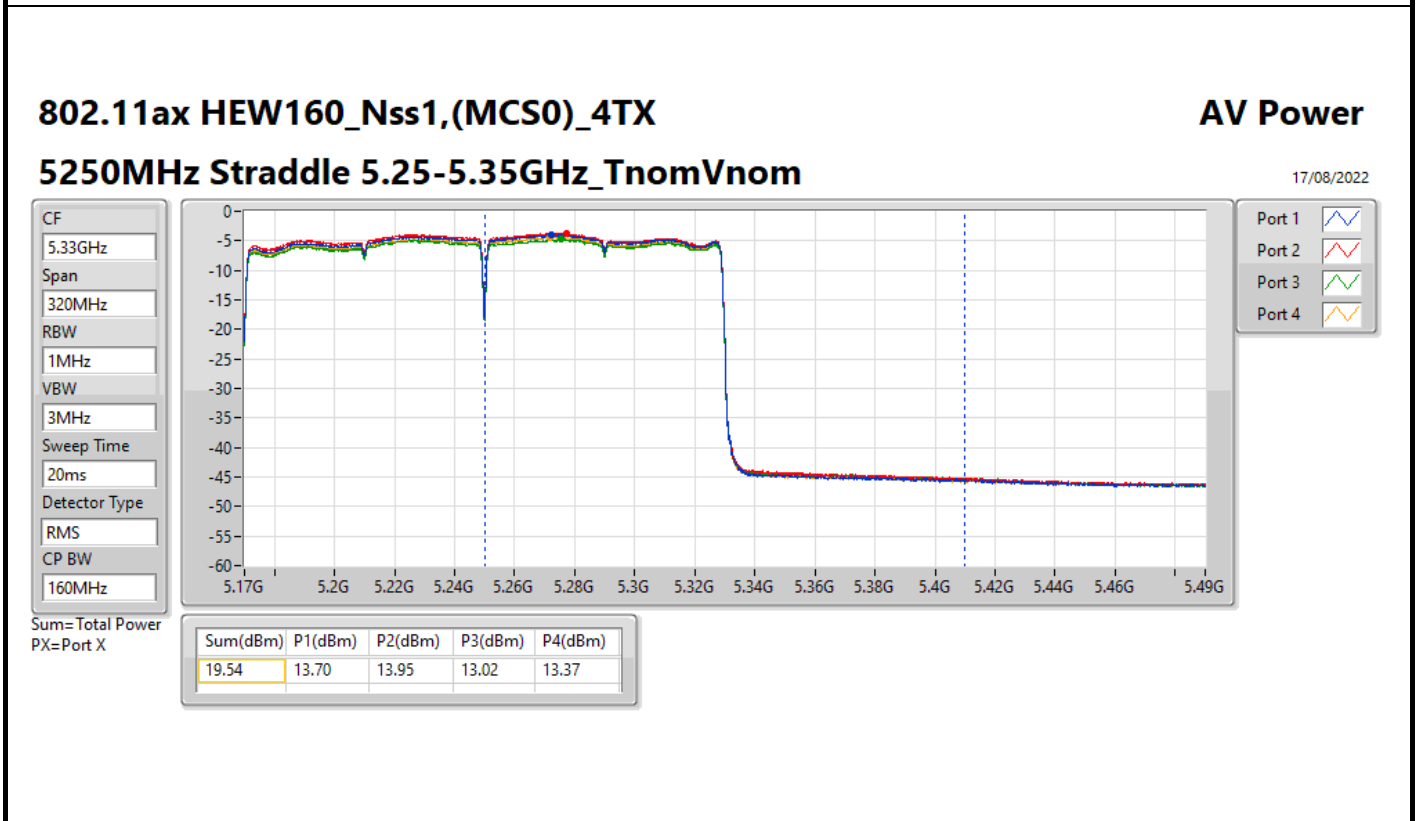
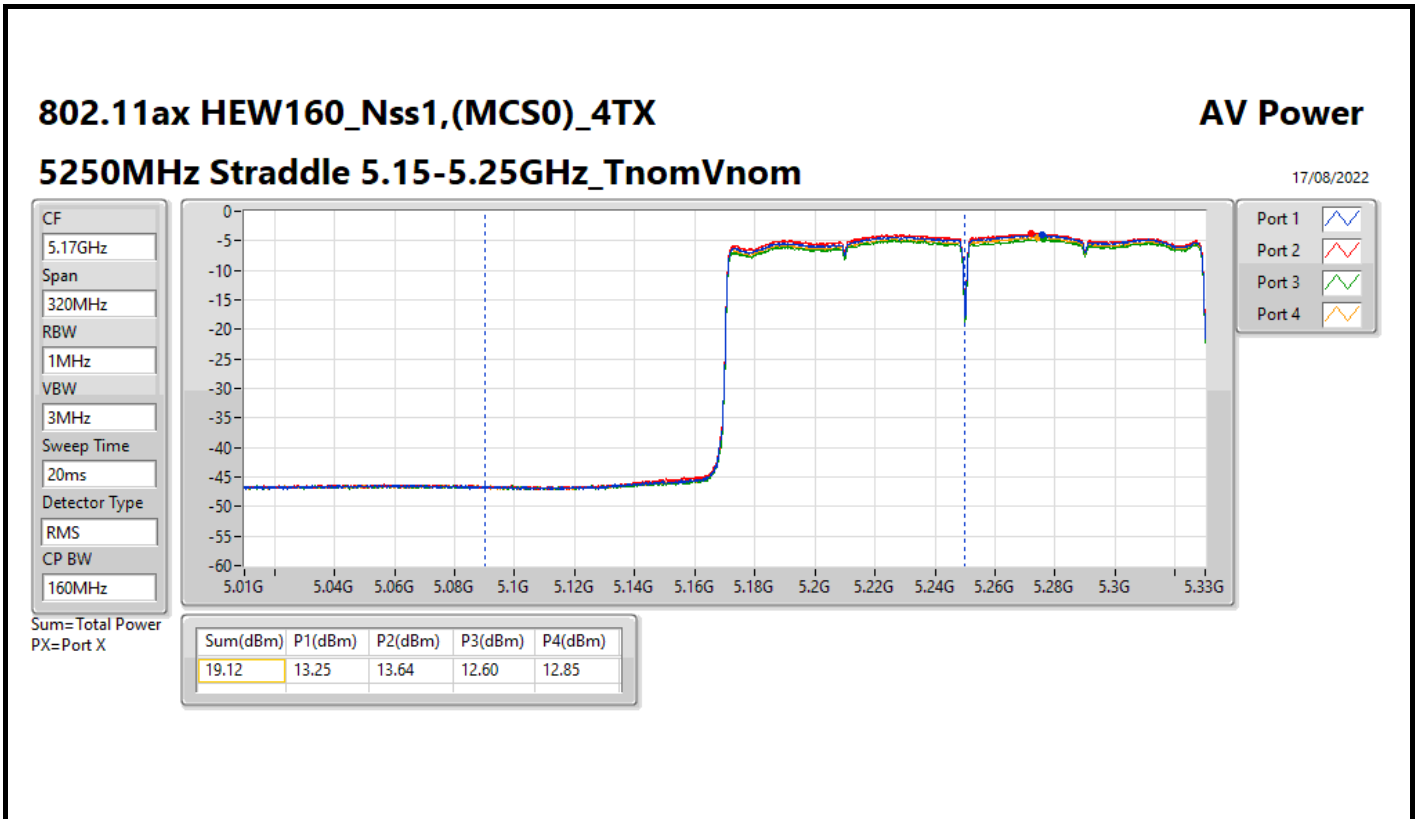
Port 2 

Port 3 

Port 4 

Sum= Total Power
PX=Port X

Sum(dBm)	P1(dBm)	P2(dBm)	P3(dBm)	P4(dBm)
10.58	4.69	5.05	4.30	4.13





Summary

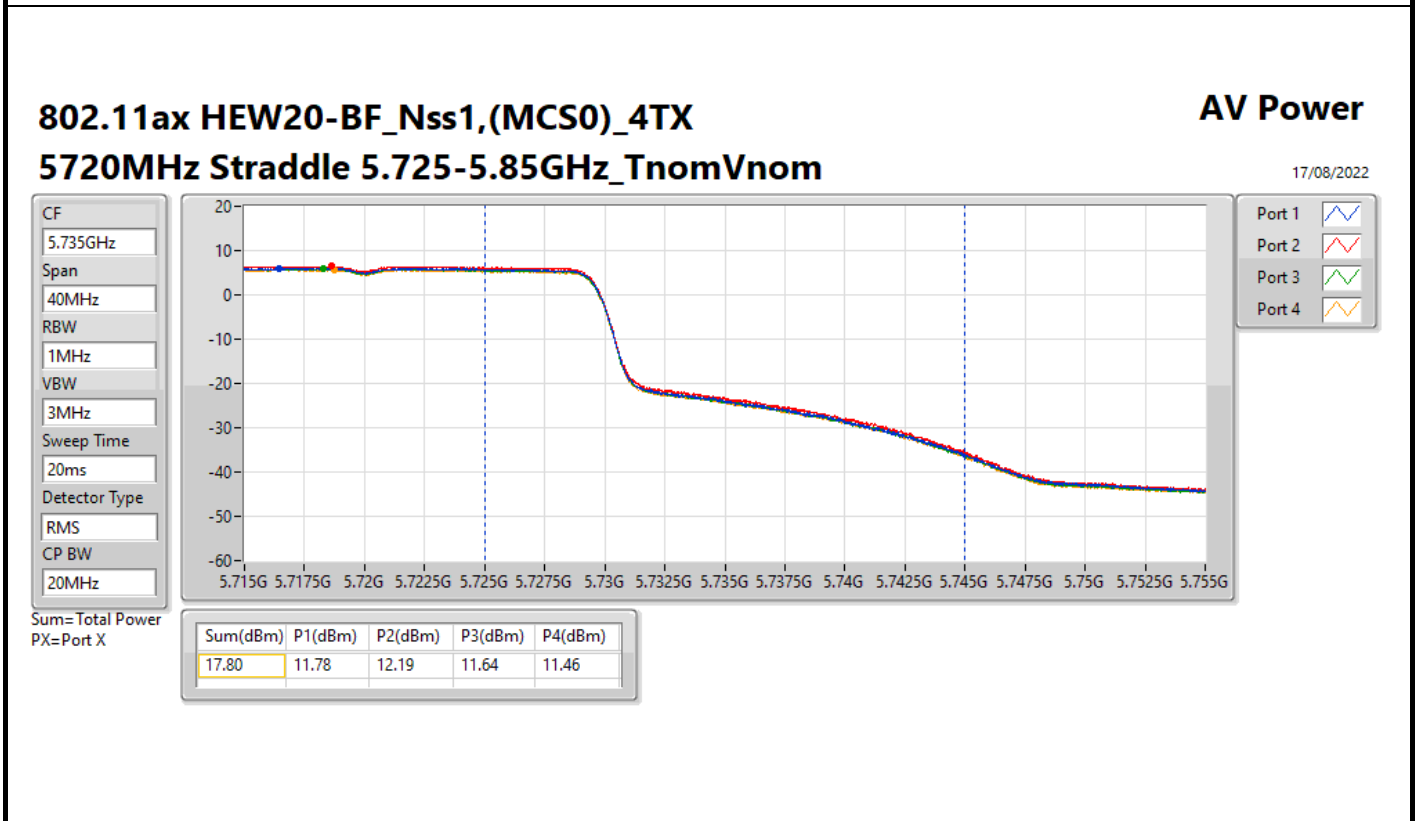
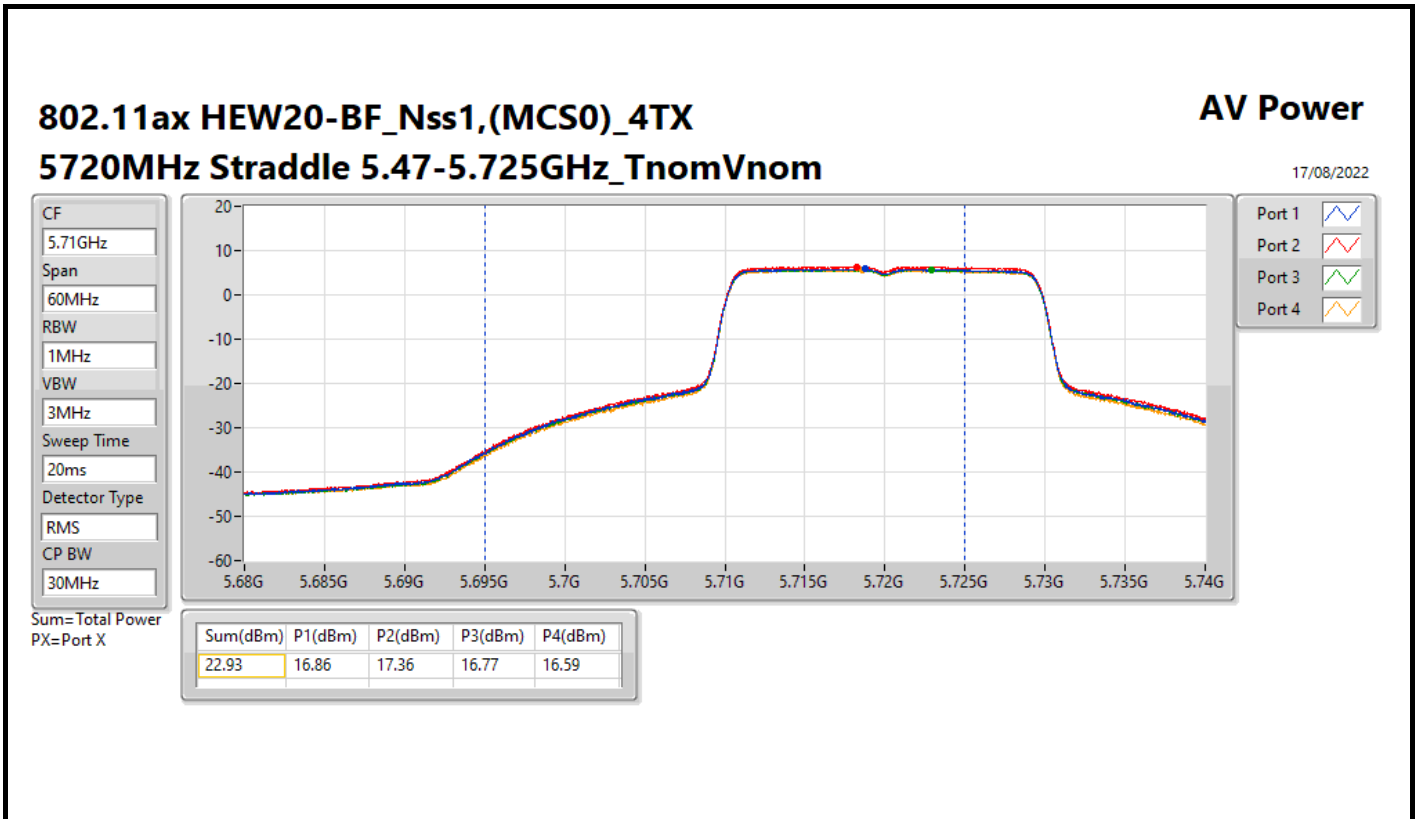
Mode	Total Power (dBm)	Total Power (W)
5.15-5.25GHz	-	-
802.11ax HEW20-BF_Nss1,(MCS0)_4TX	29.88	0.97275
802.11ax HEW40-BF_Nss1,(MCS0)_4TX	29.88	0.97275
802.11ax HEW80-BF_Nss1,(MCS0)_4TX	26.13	0.41020
802.11ax HEW160-BF_Nss1,(MCS0)_4TX	22.05	0.16032
5.25-5.35GHz	-	-
802.11ax HEW20-BF_Nss1,(MCS0)_4TX	23.84	0.24210
802.11ax HEW40-BF_Nss1,(MCS0)_4TX	23.85	0.24266
802.11ax HEW80-BF_Nss1,(MCS0)_4TX	23.73	0.23605
802.11ax HEW160-BF_Nss1,(MCS0)_4TX	22.54	0.17947
5.47-5.725GHz	-	-
802.11ax HEW20-BF_Nss1,(MCS0)_4TX	23.89	0.24491
802.11ax HEW40-BF_Nss1,(MCS0)_4TX	23.91	0.24604
802.11ax HEW80-BF_Nss1,(MCS0)_4TX	23.93	0.24717
802.11ax HEW160-BF_Nss1,(MCS0)_4TX	23.95	0.24831
5.725-5.85GHz	-	-
802.11ax HEW20-BF_Nss1,(MCS0)_4TX	29.52	0.89536
802.11ax HEW40-BF_Nss1,(MCS0)_4TX	29.53	0.89743
802.11ax HEW80-BF_Nss1,(MCS0)_4TX	26.38	0.43451

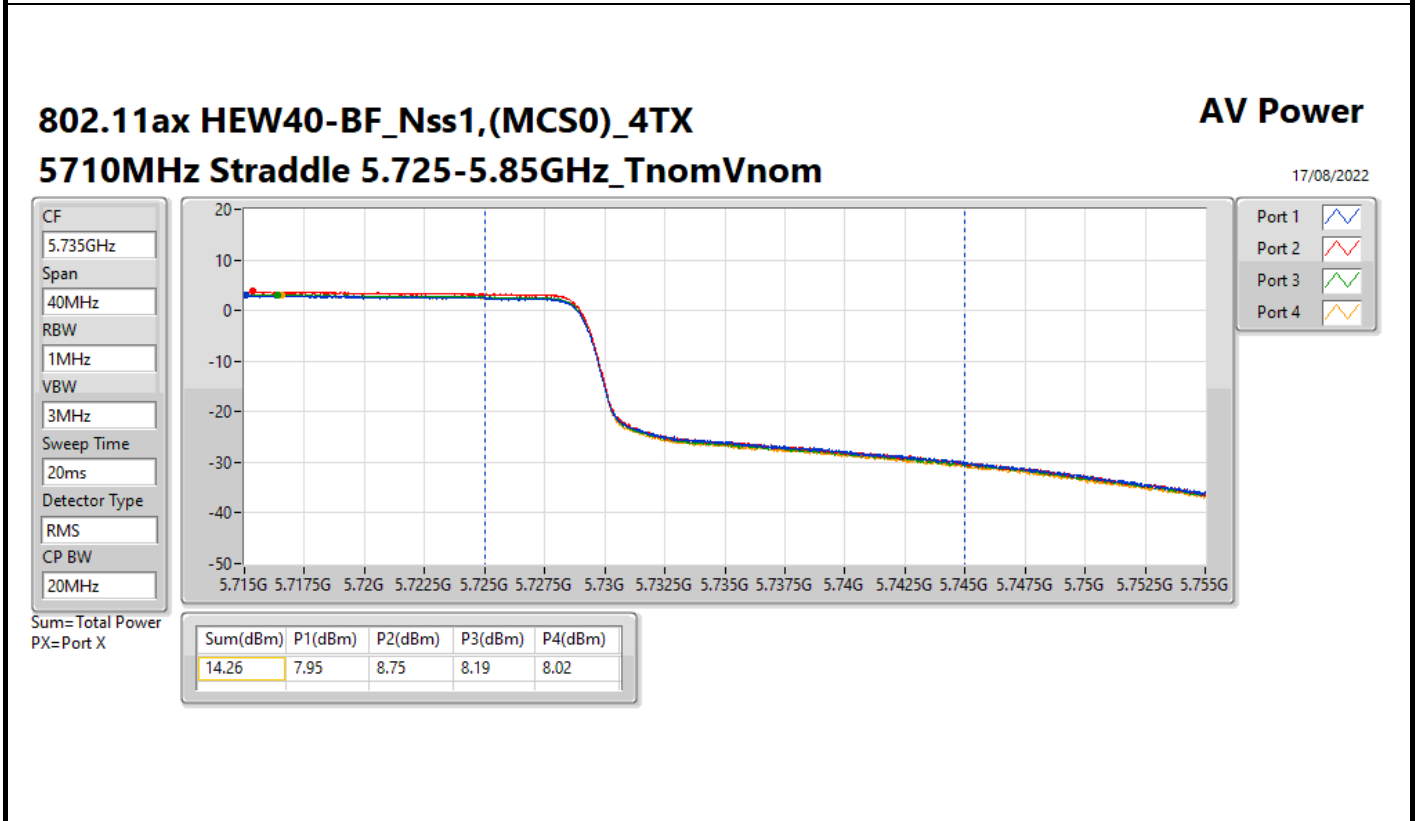
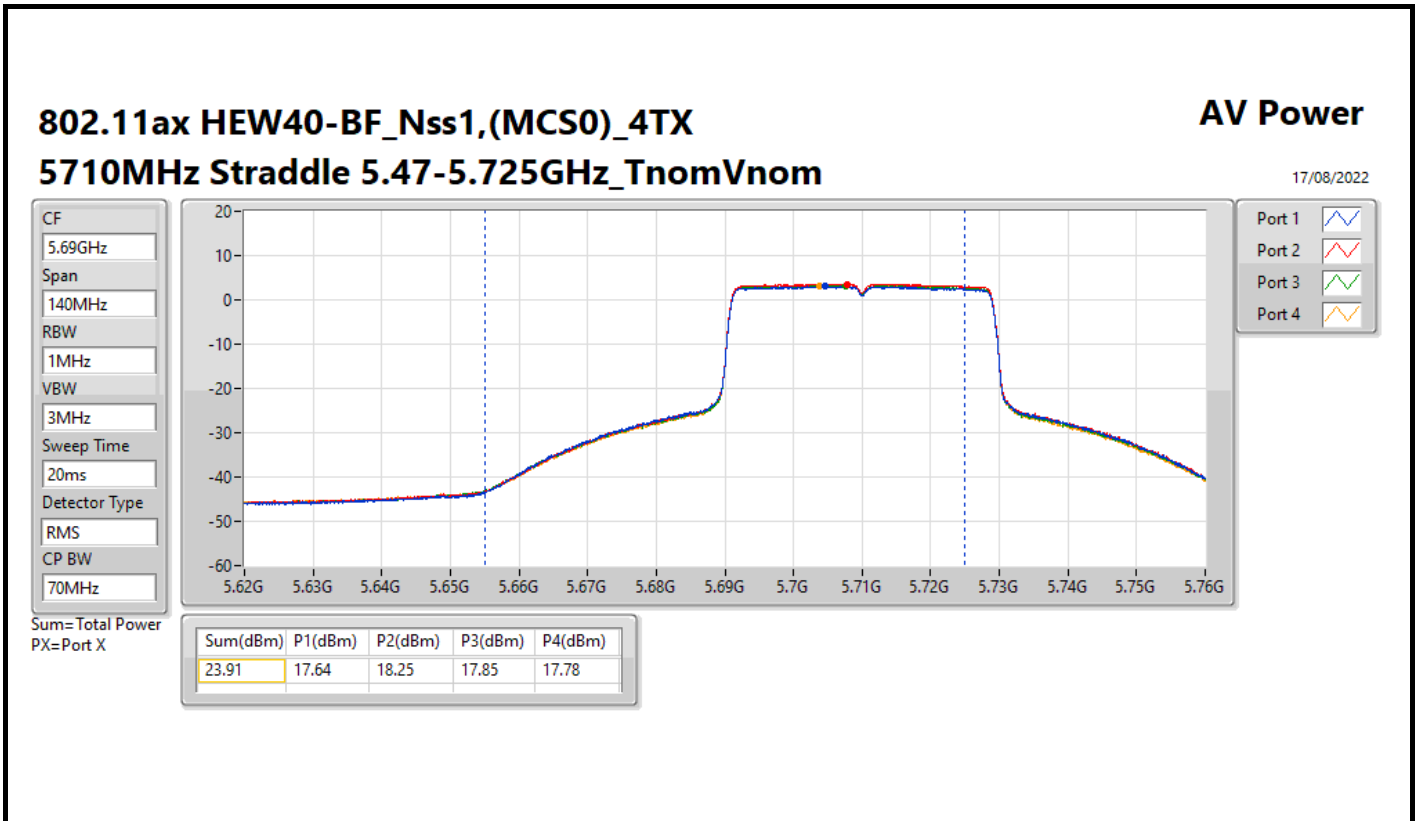


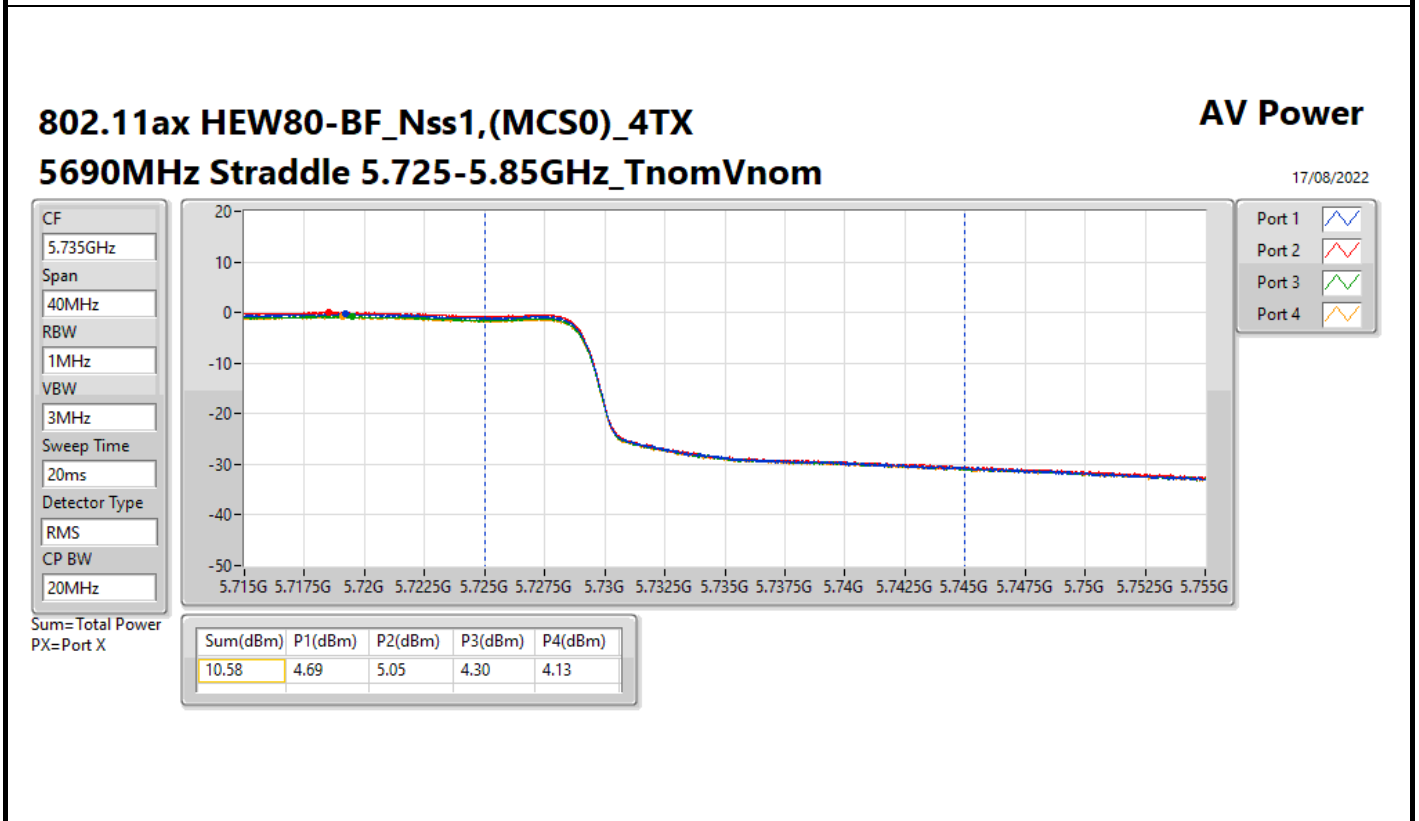
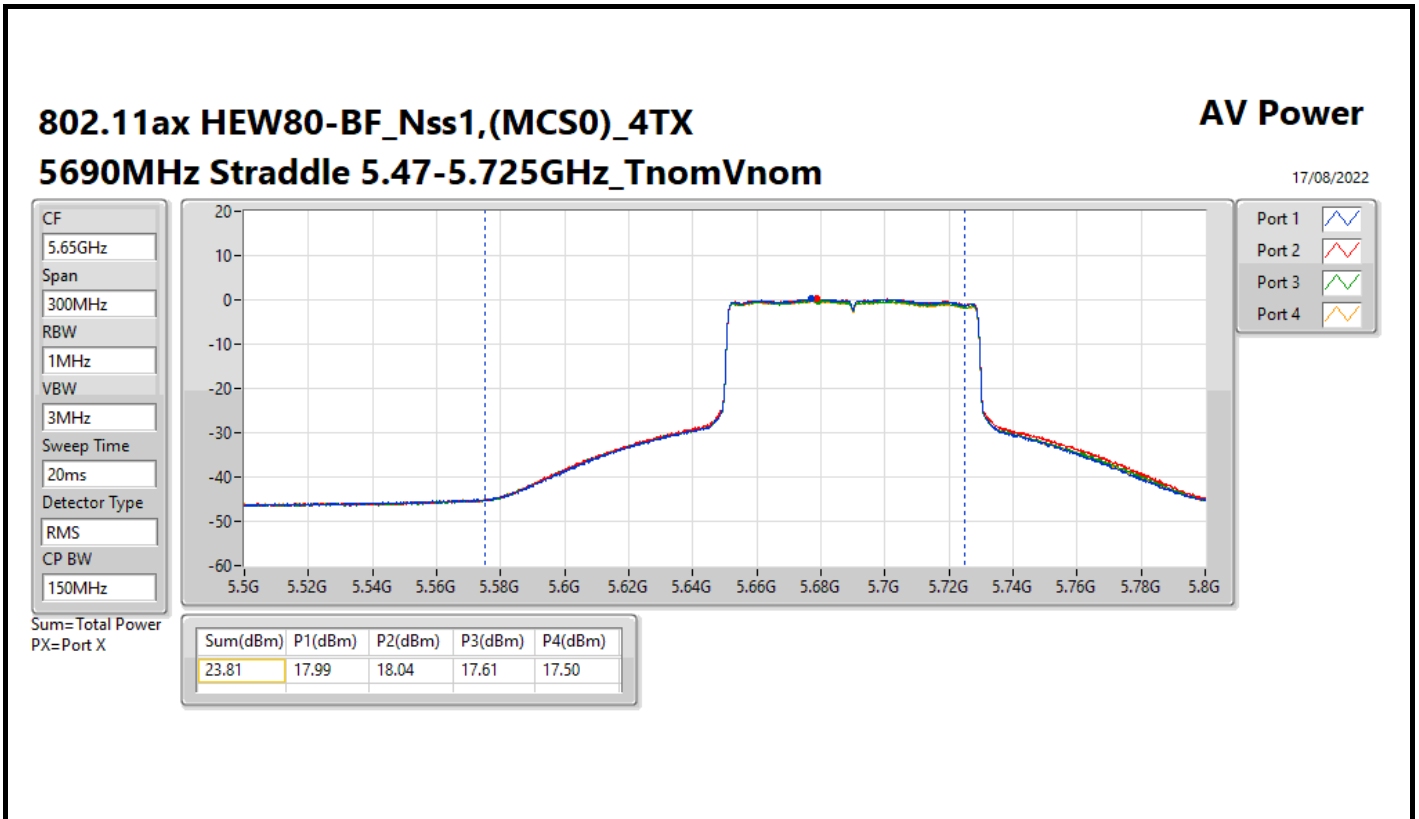
Result

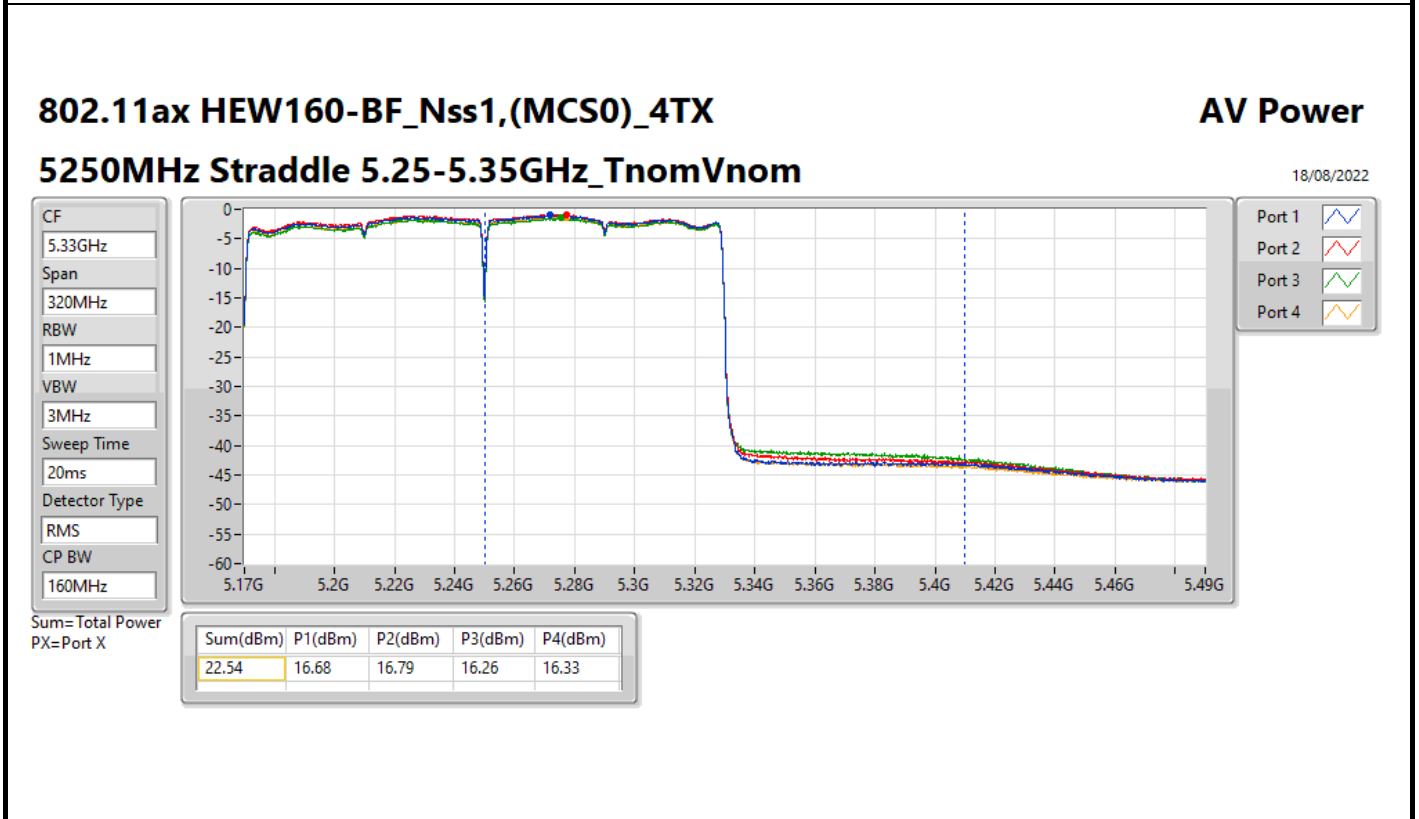
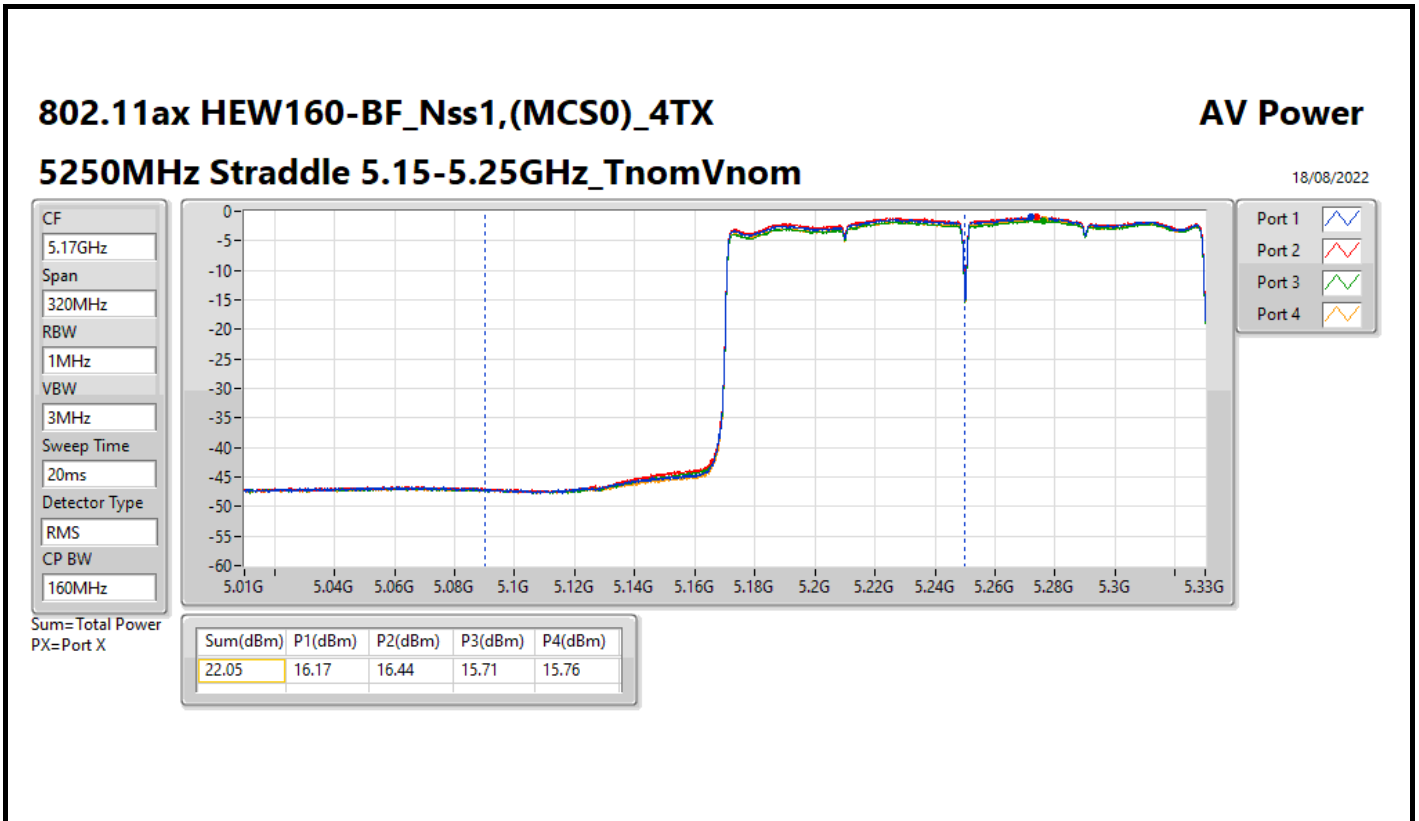
Mode	Result	DG (dBi)	Port 1 (dBm)	Port 2 (dBm)	Port 3 (dBm)	Port 4 (dBm)	Total Power (dBm)	Power Limit (dBm)
802.11ax HEW20-BF_Nss1,(MCS0)_4TX	-	-	-	-	-	-	-	-
5180MHz	Pass	5.96	21.73	21.92	21.87	21.81	27.85	30.00
5200MHz	Pass	5.96	23.86	23.93	23.75	23.56	29.80	30.00
5240MHz	Pass	5.96	23.78	24.04	23.88	23.75	29.88	30.00
5260MHz	Pass	6.11	17.31	18.13	17.41	17.59	23.64	23.87
5300MHz	Pass	6.11	17.54	18.34	17.32	17.51	23.72	23.87
5320MHz	Pass	6.11	17.69	18.28	17.52	17.74	23.84	23.87
5500MHz	Pass	5.91	17.49	18.82	17.35	17.63	23.88	23.98
5580MHz	Pass	5.91	17.84	18.71	17.09	17.68	23.89	23.98
5700MHz	Pass	5.91	15.92	16.32	16.01	15.67	22.01	23.98
5720MHz Straddle 5.47-5.725GHz	Pass	5.91	16.86	17.36	16.77	16.59	22.93	23.00
5720MHz Straddle 5.725-5.85GHz	Pass	6.41	11.78	12.19	11.64	11.46	17.80	29.59
5745MHz	Pass	6.41	23.18	23.74	23.83	23.15	29.51	29.59
5785MHz	Pass	6.41	23.01	23.65	23.72	23.14	29.41	29.59
5825MHz	Pass	6.41	23.48	23.62	23.53	23.38	29.52	29.59
802.11ax HEW40-BF_Nss1,(MCS0)_4TX	-	-	-	-	-	-	-	-
5190MHz	Pass	5.96	21.48	21.57	21.52	21.60	27.56	30.00
5230MHz	Pass	5.96	23.71	23.94	23.91	23.87	29.88	30.00
5270MHz	Pass	6.11	17.70	18.08	17.36	17.79	23.76	23.87
5310MHz	Pass	6.11	17.85	18.41	17.26	17.73	23.85	23.87
5510MHz	Pass	5.91	17.57	18.55	17.49	17.76	23.88	23.98
5550MHz	Pass	5.91	17.74	18.41	17.32	17.38	23.76	23.98
5670MHz	Pass	5.91	17.59	18.36	17.78	17.74	23.90	23.98
5710MHz Straddle 5.47-5.725GHz	Pass	5.91	17.64	18.25	17.85	17.78	23.91	23.98
5710MHz Straddle 5.725-5.85GHz	Pass	6.41	7.95	8.75	8.19	8.02	14.26	29.59
5755MHz	Pass	6.41	23.36	23.77	23.58	23.23	29.51	29.59
5795MHz	Pass	6.41	23.09	23.67	23.89	23.36	29.53	29.59
802.11ax HEW80-BF_Nss1,(MCS0)_4TX	-	-	-	-	-	-	-	-
5210MHz	Pass	5.96	20.06	20.32	20.01	20.05	26.13	30.00
5290MHz	Pass	6.11	17.51	18.37	17.24	17.64	23.73	23.87
5530MHz	Pass	5.91	17.93	18.58	17.26	17.75	23.93	23.98
5610MHz	Pass	5.91	18.09	17.97	17.57	17.52	23.82	23.98
5690MHz Straddle 5.47-5.725GHz	Pass	5.91	17.99	18.04	17.61	17.5	23.81	23.98
5690MHz Straddle 5.725-5.85GHz	Pass	6.41	4.69	5.05	4.3	4.13	10.58	29.59
5775MHz	Pass	6.41	20.17	20.65	20.49	20.12	26.38	29.59
802.11ax HEW160-BF_Nss1,(MCS0)_4TX	-	-	-	-	-	-	-	-
5250MHz Straddle 5.15-5.25GHz	Pass	5.96	16.17	16.44	15.71	15.76	22.05	30.00
5250MHz Straddle 5.25-5.35GHz	Pass	6.11	16.68	16.79	16.26	16.33	22.54	23.87
5570MHz	Pass	5.91	17.83	18.45	17.81	17.56	23.95	23.98

DG = Directional Gain; Port X = Port X output power









Summary

Mode	PD (dBm/RBW)
5.15-5.25GHz	-
802.11a_Nss1,(6Mbps)_4TX	16.92
802.11ax HEW20_Nss1,(MCS0)_4TX	16.59
802.11ax HEW40_Nss1,(MCS0)_4TX	12.78
802.11ax HEW80_Nss1,(MCS0)_4TX	4.16
802.11ax HEW160_Nss1,(MCS0)_4TX	-0.04
5.25-5.35GHz	-
802.11a_Nss1,(6Mbps)_4TX	10.87
802.11ax HEW20_Nss1,(MCS0)_4TX	10.81
802.11ax HEW40_Nss1,(MCS0)_4TX	7.76
802.11ax HEW80_Nss1,(MCS0)_4TX	4.84
802.11ax HEW160_Nss1,(MCS0)_4TX	0.28
5.47-5.725GHz	-
802.11a_Nss1,(6Mbps)_4TX	10.81
802.11ax HEW20_Nss1,(MCS0)_4TX	10.73
802.11ax HEW40_Nss1,(MCS0)_4TX	7.71
802.11ax HEW80_Nss1,(MCS0)_4TX	5.02
802.11ax HEW160_Nss1,(MCS0)_4TX	0.61
5.725-5.85GHz	-
802.11a_Nss1,(6Mbps)_4TX	15.31
802.11ax HEW20_Nss1,(MCS0)_4TX	14.82
802.11ax HEW40_Nss1,(MCS0)_4TX	12.01
802.11ax HEW80_Nss1,(MCS0)_4TX	7.31

RBW = 500kHz for 5.725-5.85GHz band / 1MHz for other band;

Result

Mode	Result	DG (dBi)	Port 1 (dBm/RBW)	Port 2 (dBm/RBW)	Port 3 (dBm/RBW)	Port 4 (dBm/RBW)	PD (dBm/RBW)	PD Limit (dBm/RBW)
802.11a_Nss1,(6Mbps)_4TX	-	-	-	-	-	-	-	-
5180MHz	Pass	5.96	9.71	9.77	9.99	9.57	15.72	17.00
5200MHz	Pass	5.96	10.96	11.07	10.97	10.81	16.92	17.00
5240MHz	Pass	5.96	10.76	11.00	10.93	10.73	16.78	17.00
5260MHz	Pass	6.11	4.54	5.43	4.69	4.98	10.87	10.89
5300MHz	Pass	6.11	4.48	5.35	4.46	4.44	10.64	10.89
5320MHz	Pass	6.11	4.66	5.39	4.61	4.73	10.77	10.89
5500MHz	Pass	5.91	4.51	5.82	4.38	4.60	10.81	11.00
5580MHz	Pass	5.91	4.87	5.74	4.01	4.50	10.76	11.00
5700MHz	Pass	5.91	3.40	3.73	3.51	3.15	9.39	11.00
5720MHz Straddle 5.47-5.725GHz	Pass	5.91	4.60	5.01	4.51	4.43	10.59	11.00
5720MHz Straddle 5.725-5.85GHz	Pass	6.41	2.66	3.17	2.59	2.35	8.65	29.59
5745MHz	Pass	6.41	8.36	9.20	9.43	8.28	14.75	29.59
5785MHz	Pass	6.41	8.83	9.73	9.92	9.00	15.31	29.59
5825MHz	Pass	6.41	8.27	8.90	8.72	8.20	14.44	29.59
802.11ax HEW20_Nss1,(MCS0)_4TX	-	-	-	-	-	-	-	-
5180MHz	Pass	5.96	8.83	9.03	8.84	8.87	14.87	17.00
5200MHz	Pass	5.96	10.40	10.49	10.44	10.51	16.42	17.00
5240MHz	Pass	5.96	10.53	10.88	10.63	10.44	16.59	17.00
5260MHz	Pass	6.11	4.35	5.32	4.60	4.74	10.73	10.89
5300MHz	Pass	6.11	4.68	5.31	4.41	4.57	10.72	10.89
5320MHz	Pass	6.11	4.69	5.33	4.66	4.65	10.81	10.89
5500MHz	Pass	5.91	4.51	5.72	4.26	4.49	10.73	11.00
5580MHz	Pass	5.91	4.82	5.61	3.73	4.31	10.63	11.00
5700MHz	Pass	5.91	2.02	2.56	2.06	1.70	8.04	11.00
5720MHz Straddle 5.47-5.725GHz	Pass	5.91	4.30	4.82	4.32	4.05	10.34	11.00
5720MHz Straddle 5.725-5.85GHz	Pass	6.41	2.79	3.16	2.57	2.35	8.67	29.59
5745MHz	Pass	6.41	8.50	9.25	9.27	8.49	14.82	29.59
5785MHz	Pass	6.41	8.45	9.14	9.20	8.39	14.70	29.59
5825MHz	Pass	6.41	7.87	8.41	8.69	7.83	14.08	29.59
802.11ax HEW40_Nss1,(MCS0)_4TX	-	-	-	-	-	-	-	-
5190MHz	Pass	5.96	0.66	1.09	1.47	0.99	6.99	17.00
5230MHz	Pass	5.96	6.51	7.01	7.38	6.53	12.78	17.00
5270MHz	Pass	6.11	1.74	2.28	1.35	1.75	7.76	10.89
5310MHz	Pass	6.11	0.77	1.32	0.23	0.50	6.69	10.89
5510MHz	Pass	5.91	1.37	2.38	1.28	1.51	7.60	11.00
5550MHz	Pass	5.91	1.43	2.39	1.04	1.14	7.48	11.00
5670MHz	Pass	5.91	1.63	2.10	1.51	1.69	7.67	11.00
5710MHz Straddle 5.47-5.725GHz	Pass	5.91	1.52	2.13	1.66	1.67	7.71	11.00
5710MHz Straddle 5.725-5.85GHz	Pass	6.41	-0.58	0.21	-0.34	-0.52	5.69	29.59
5755MHz	Pass	6.41	5.76	6.17	6.67	5.72	12.01	29.59
5795MHz	Pass	6.41	5.54	6.12	6.64	5.67	11.92	29.59
802.11ax HEW80_Nss1,(MCS0)_4TX	-	-	-	-	-	-	-	-
5210MHz	Pass	5.96	-1.91	-1.56	-1.43	-2.08	4.16	17.00
5290MHz	Pass	6.11	-1.23	-0.36	-1.52	-1.34	4.84	10.89
5530MHz	Pass	5.91	-0.90	-0.25	-1.64	-1.22	5.02	11.00
5610MHz	Pass	5.91	-0.98	-0.80	-1.42	-1.62	4.74	11.00
5690MHz Straddle 5.47-5.725GHz	Pass	5.91	-1.35	-1.22	-1.66	-1.76	4.49	11.00
5690MHz Straddle 5.725-5.85GHz	Pass	6.41	-3.77	-3.40	-4.12	-4.42	2.06	29.59
5775MHz	Pass	6.41	1.04	1.69	1.82	0.94	7.31	29.59
802.11ax HEW160_Nss1,(MCS0)_4TX	-	-	-	-	-	-	-	-
5250MHz Straddle 5.15-5.25GHz	Pass	5.96	-5.91	-5.50	-6.46	-6.29	-0.04	17.00
5250MHz Straddle 5.25-5.35GHz	Pass	6.11	-5.53	-5.25	-6.23	-5.86	0.28	10.89
5570MHz	Pass	5.91	-5.59	-4.61	-5.71	-5.60	0.61	11.00



DG = Directional Gain; RBW = 500kHz for 5.725-5.85GHz band / 1MHz for other band;
PD = trace bin-by-bin of each transmits port summing can be performed maximum power density; Port X = Port X Power Density;

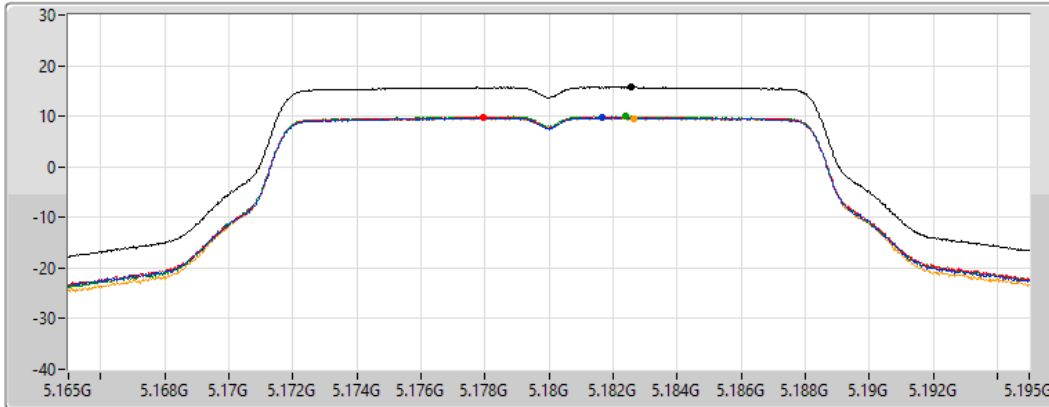
802.11a_Nss1,(6Mbps)_4TX

PSD

5180MHz

17/08/2022

CF
5.18GHz
Span
30MHz
RBW
1MHz
VBW
3MHz
Sweep Time
20ms
Detector Type
RMS



Sum
Port 1
Port 2
Port 3
Port 4

Sum	PD	Port 1	Port 2	Port 3	Port 4
(dBm/RBW)	(dBm/RBW)	(dBm/RBW)	(dBm/RBW)	(dBm/RBW)	(dBm/RBW)
15.72	15.72	9.71	9.77	9.99	9.57

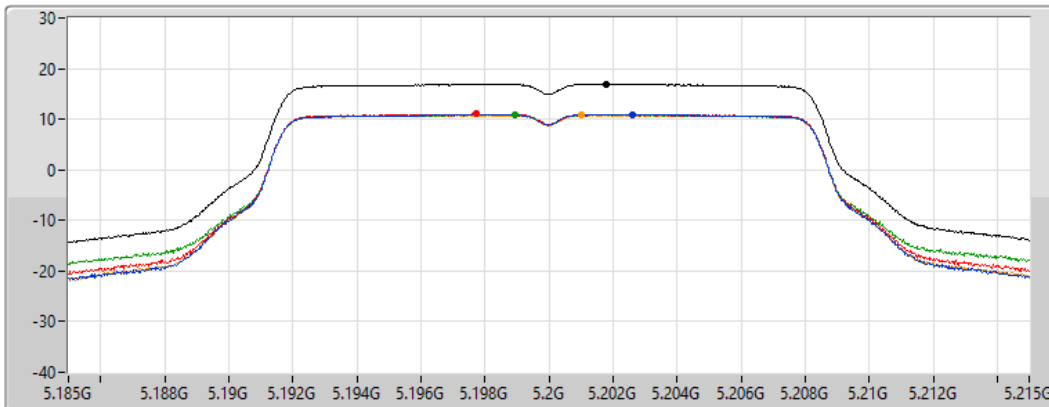
802.11a_Nss1,(6Mbps)_4TX

PSD

5200MHz

17/08/2022

CF
5.2GHz
Span
30MHz
RBW
1MHz
VBW
3MHz
Sweep Time
20ms
Detector Type
RMS



Sum
Port 1
Port 2
Port 3
Port 4

Sum	PD	Port 1	Port 2	Port 3	Port 4
(dBm/RBW)	(dBm/RBW)	(dBm/RBW)	(dBm/RBW)	(dBm/RBW)	(dBm/RBW)
16.92	16.92	10.96	11.07	10.97	10.81

802.11a_Nss1,(6Mbps)_4TX

PSD

5240MHz

17/08/2022

CF
5.24GHz

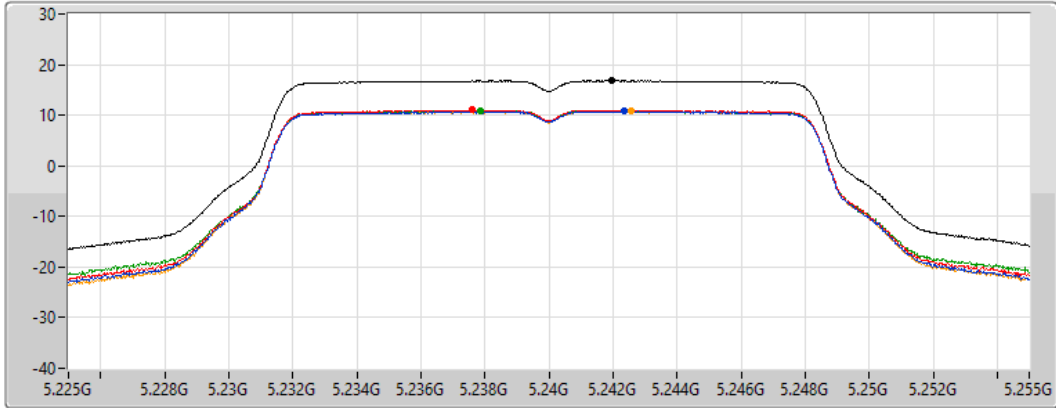
Span
30MHz


RBW
1MHz


VBW
3MHz


Sweep Time
20ms


Detector Type
RMS




Sum 

Port 1 

Port 2 

Port 3 

Port 4 

Sum	PD	Port 1	Port 2	Port 3	Port 4
(dBm/RBW)	(dBm/RBW)	(dBm/RBW)	(dBm/RBW)	(dBm/RBW)	(dBm/RBW)
16.78	16.78	10.76	11.00	10.93	10.73

802.11a_Nss1,(6Mbps)_4TX

PSD

5260MHz

17/08/2022

CF
5.26GHz

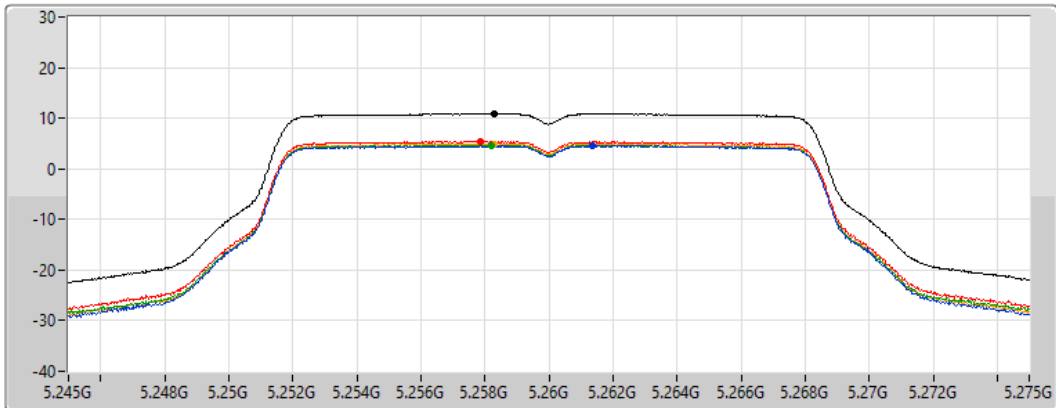
Span
30MHz


RBW
1MHz


VBW
3MHz


Sweep Time
20ms


Detector Type
RMS




Sum 

Port 1 

Port 2 

Port 3 

Port 4 

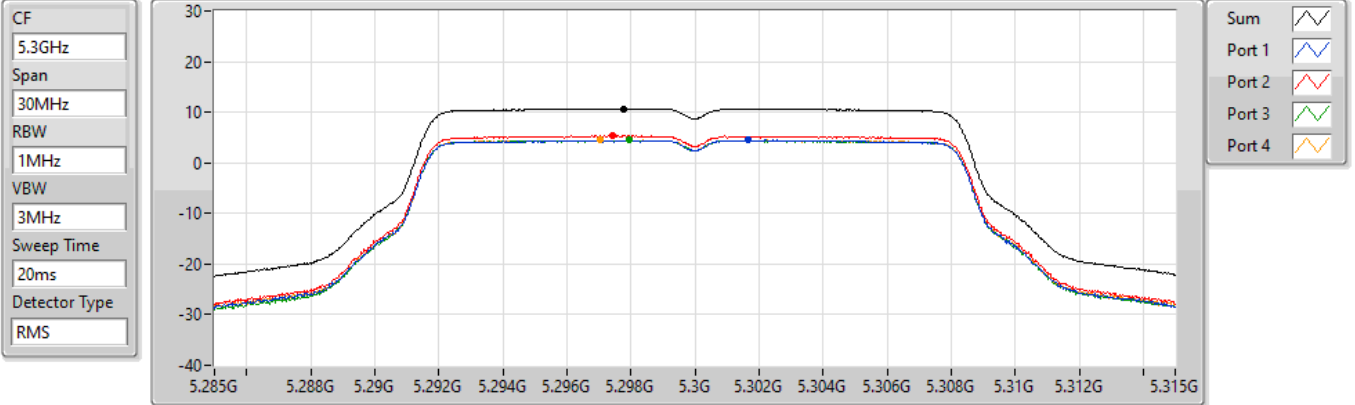
Sum	PD	Port 1	Port 2	Port 3	Port 4
(dBm/RBW)	(dBm/RBW)	(dBm/RBW)	(dBm/RBW)	(dBm/RBW)	(dBm/RBW)
10.87	10.87	4.54	5.43	4.69	4.98

802.11a_Nss1,(6Mbps)_4TX

PSD

5300MHz

17/08/2022

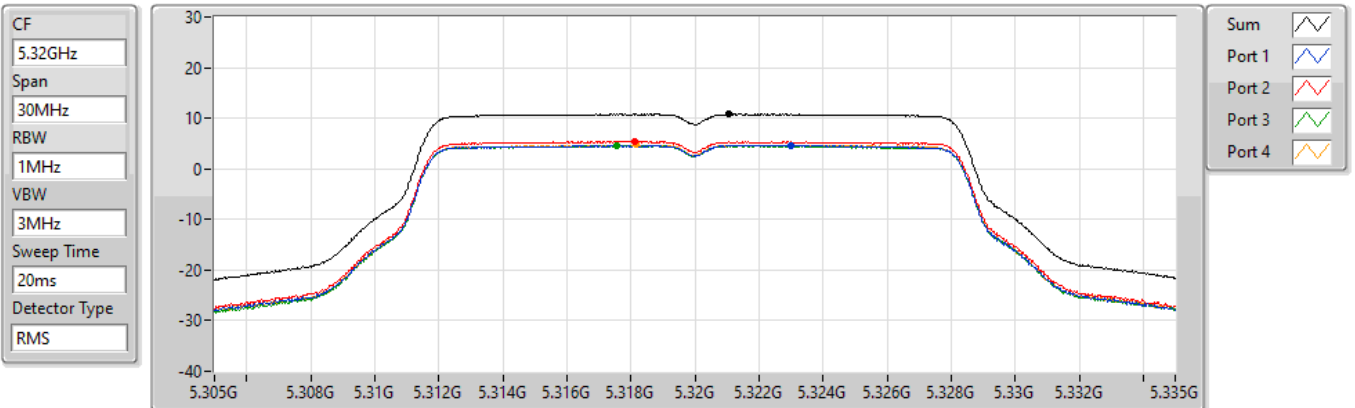


802.11a_Nss1,(6Mbps)_4TX

PSD

5320MHz

17/08/2022

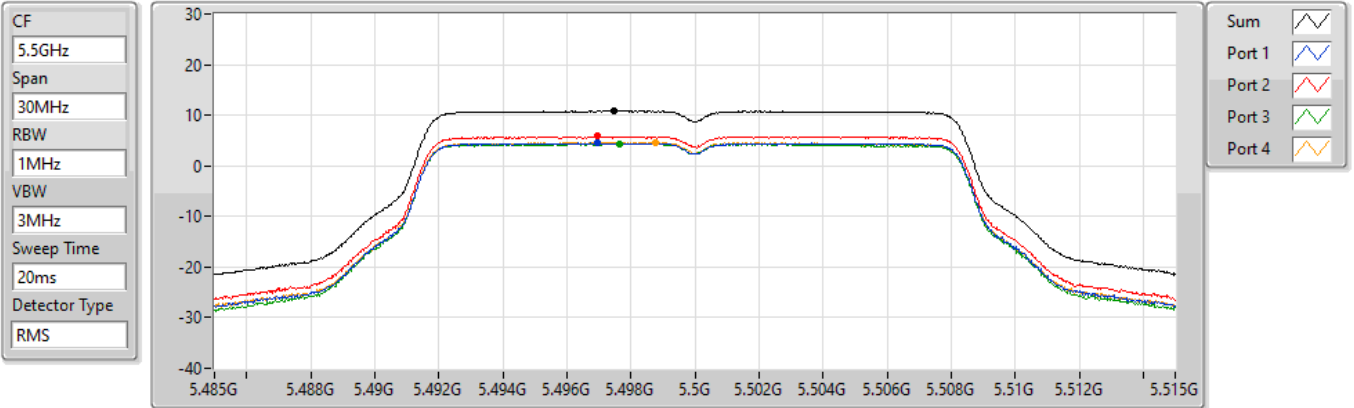


802.11a_Nss1,(6Mbps)_4TX

PSD

5500MHz

17/08/2022



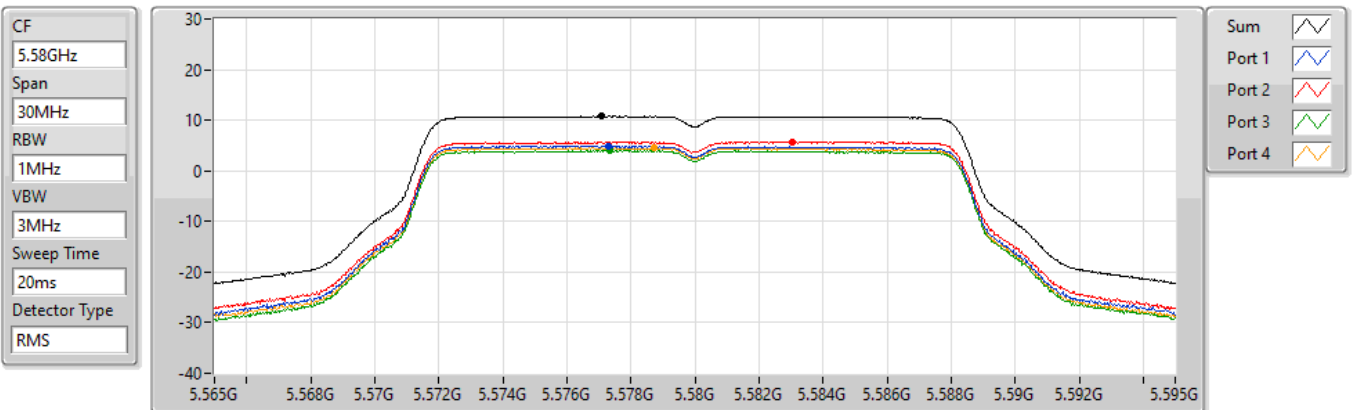
Sum	PD	Port 1	Port 2	Port 3	Port 4
(dBm/RBW)	(dBm/RBW)	(dBm/RBW)	(dBm/RBW)	(dBm/RBW)	(dBm/RBW)
10.81	10.81	4.51	5.82	4.38	4.60

802.11a_Nss1,(6Mbps)_4TX

PSD

5580MHz

17/08/2022



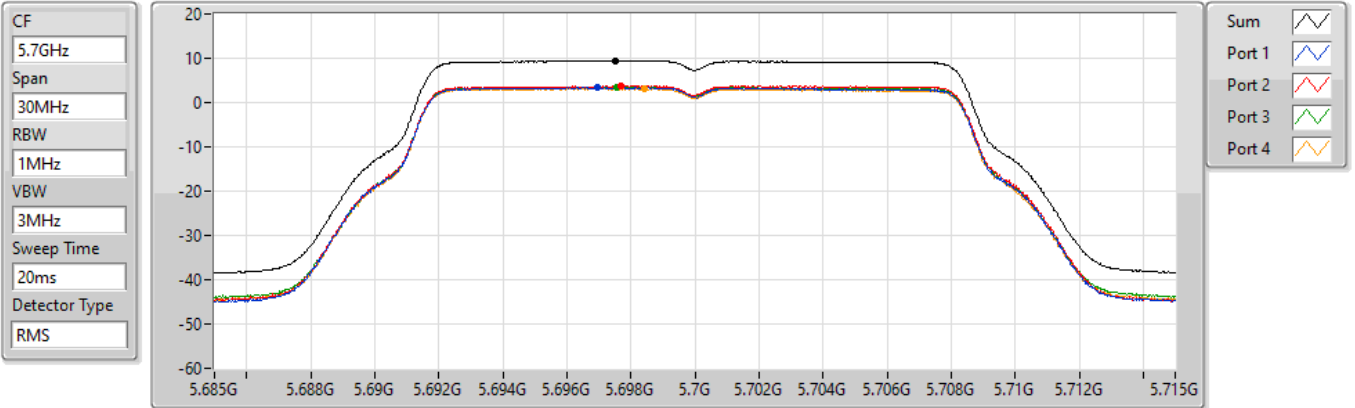
Sum	PD	Port 1	Port 2	Port 3	Port 4
(dBm/RBW)	(dBm/RBW)	(dBm/RBW)	(dBm/RBW)	(dBm/RBW)	(dBm/RBW)
10.76	10.76	4.87	5.74	4.01	4.50

802.11a_Nss1,(6Mbps)_4TX

PSD

5700MHz

17/08/2022



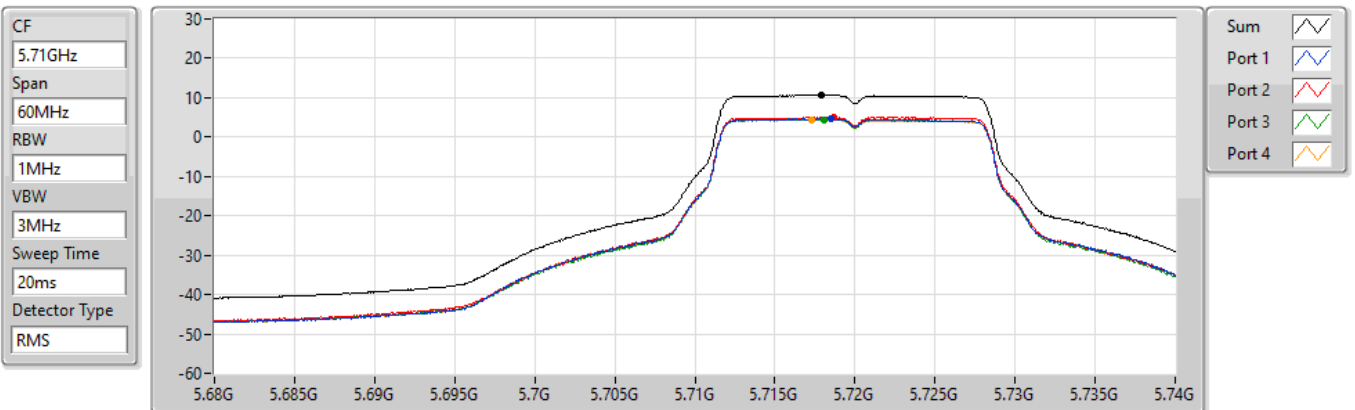
Sum	PD	Port 1	Port 2	Port 3	Port 4
(dBm/RBW)	(dBm/RBW)	(dBm/RBW)	(dBm/RBW)	(dBm/RBW)	(dBm/RBW)
9.39	9.39	3.40	3.73	3.51	3.15

802.11a_Nss1,(6Mbps)_4TX

PSD

5720MHz Straddle 5.47-5.725GHz

17/08/2022



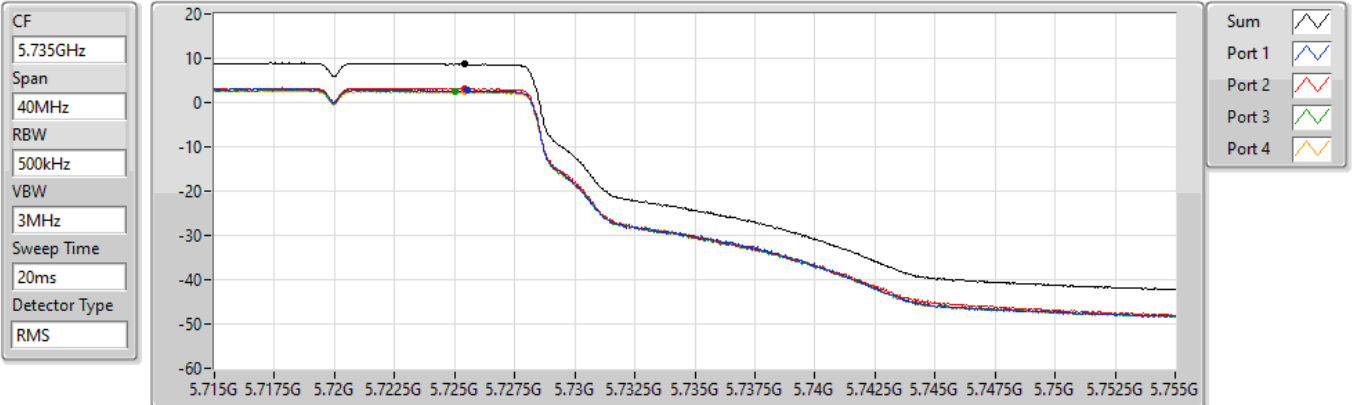
Sum	PD	Port 1	Port 2	Port 3	Port 4
(dBm/RBW)	(dBm/RBW)	(dBm/RBW)	(dBm/RBW)	(dBm/RBW)	(dBm/RBW)
10.59	10.59	4.60	5.01	4.51	4.43

802.11a_Nss1,(6Mbps)_4TX

PSD

5720MHz Straddle 5.725-5.85GHz

17/08/2022



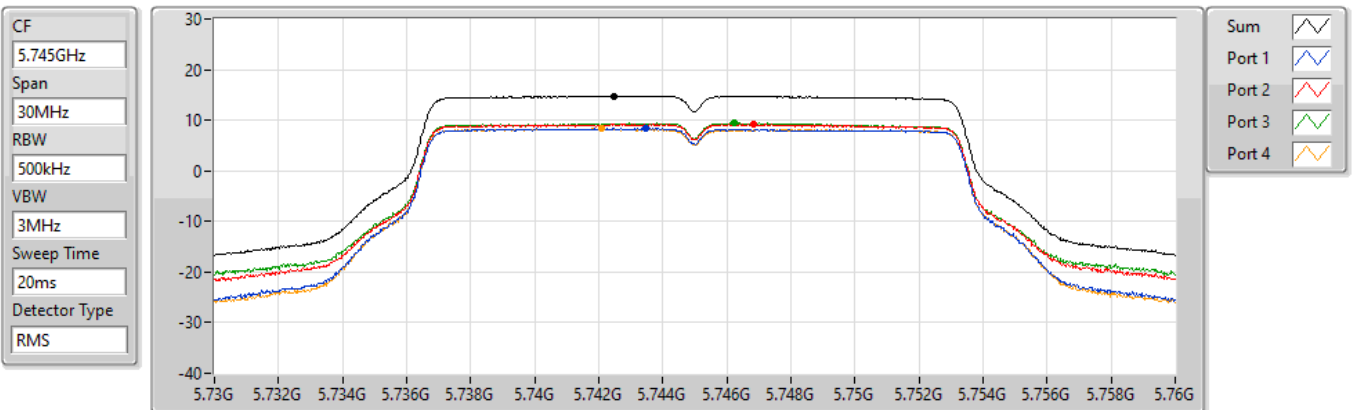
Sum	PD	Port 1	Port 2	Port 3	Port 4
(dBm/RBW)	(dBm/RBW)	(dBm/RBW)	(dBm/RBW)	(dBm/RBW)	(dBm/RBW)
8.65	8.65	2.66	3.17	2.59	2.35

802.11a_Nss1,(6Mbps)_4TX

PSD

5745MHz

04/08/2022



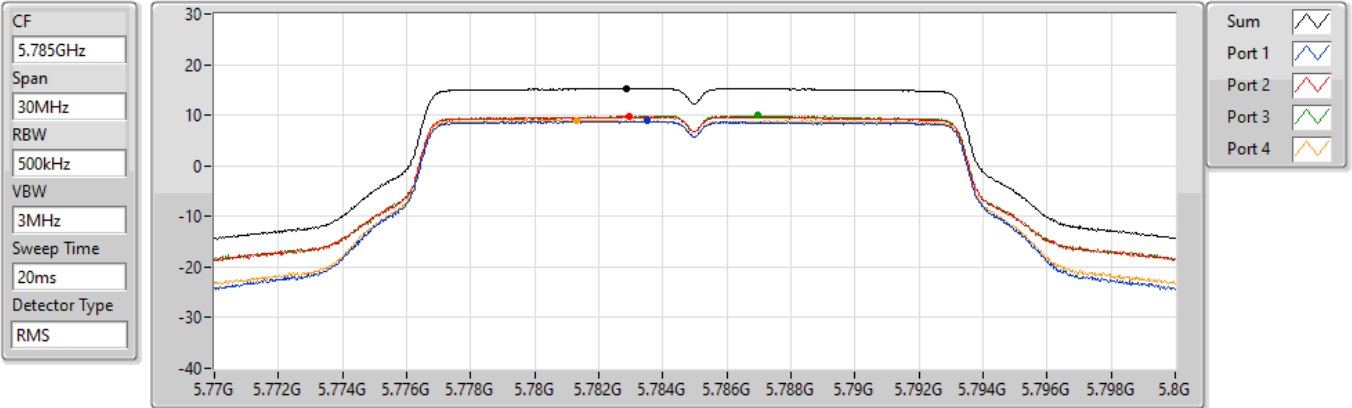
Sum	PD	Port 1	Port 2	Port 3	Port 4
(dBm/RBW)	(dBm/RBW)	(dBm/RBW)	(dBm/RBW)	(dBm/RBW)	(dBm/RBW)
14.75	14.75	8.36	9.20	9.43	8.28

802.11a_Nss1,(6Mbps)_4TX

PSD

5785MHz

04/08/2022



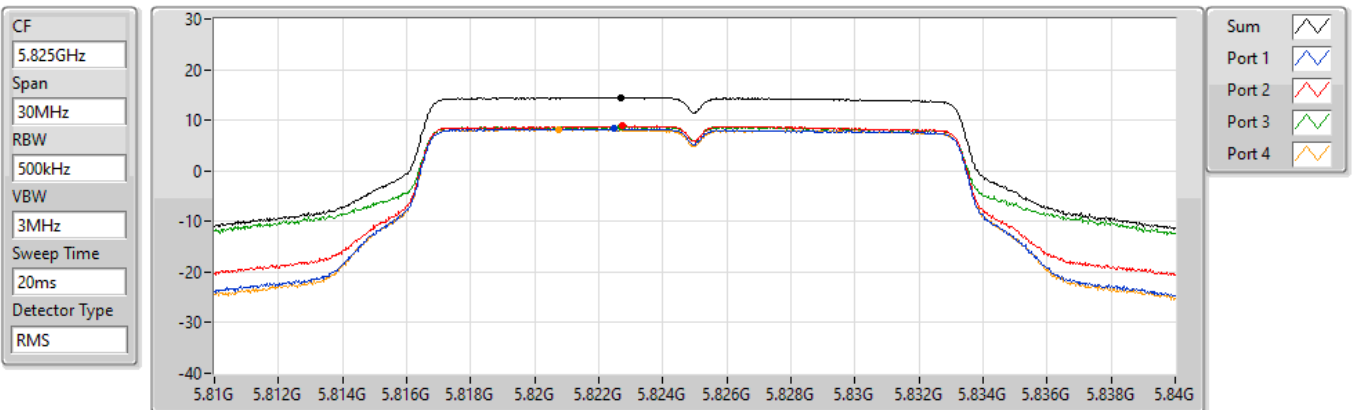
Sum	PD	Port 1	Port 2	Port 3	Port 4
(dBm/RBW)	(dBm/RBW)	(dBm/RBW)	(dBm/RBW)	(dBm/RBW)	(dBm/RBW)
15.31	15.31	8.83	9.73	9.92	9.00

802.11a_Nss1,(6Mbps)_4TX

PSD

5825MHz

04/08/2022



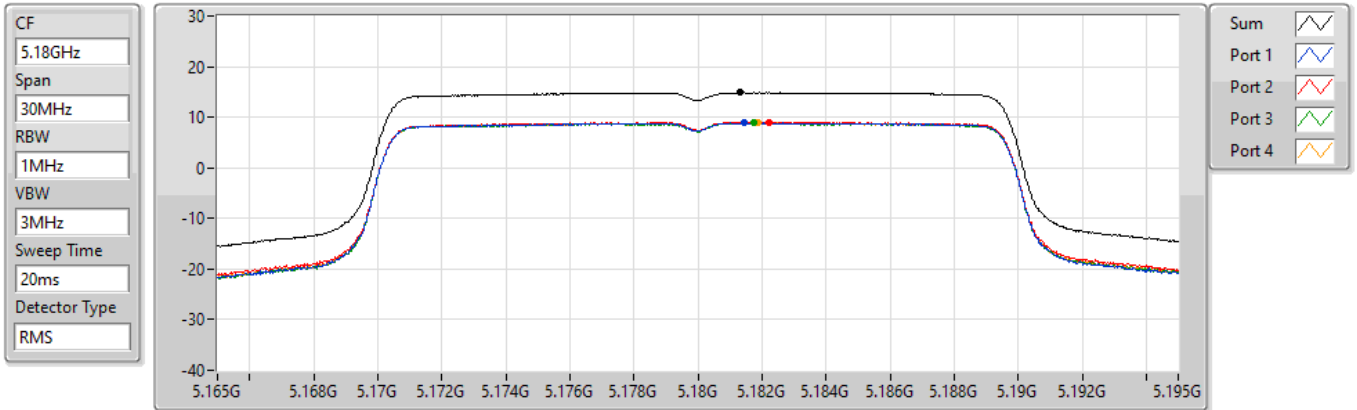
Sum	PD	Port 1	Port 2	Port 3	Port 4
(dBm/RBW)	(dBm/RBW)	(dBm/RBW)	(dBm/RBW)	(dBm/RBW)	(dBm/RBW)
14.44	14.44	8.27	8.90	8.72	8.20

802.11ax HEW20_Nss1,(MCS0)_4TX

PSD

5180MHz

17/08/2022



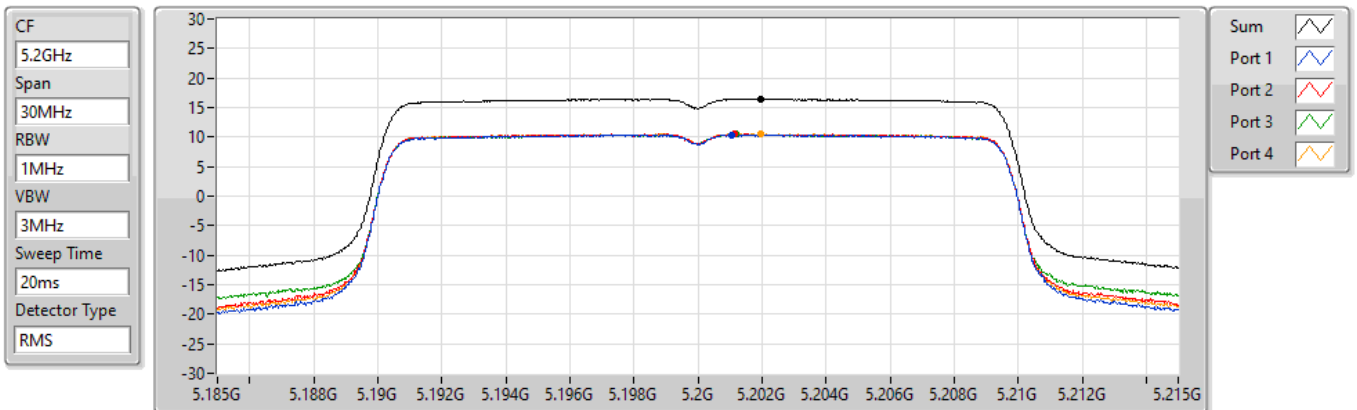
Sum	PD	Port 1	Port 2	Port 3	Port 4
(dBm/RBW)	(dBm/RBW)	(dBm/RBW)	(dBm/RBW)	(dBm/RBW)	(dBm/RBW)
14.87	14.87	8.83	9.03	8.84	8.87

802.11ax HEW20_Nss1,(MCS0)_4TX

PSD

5200MHz

17/08/2022



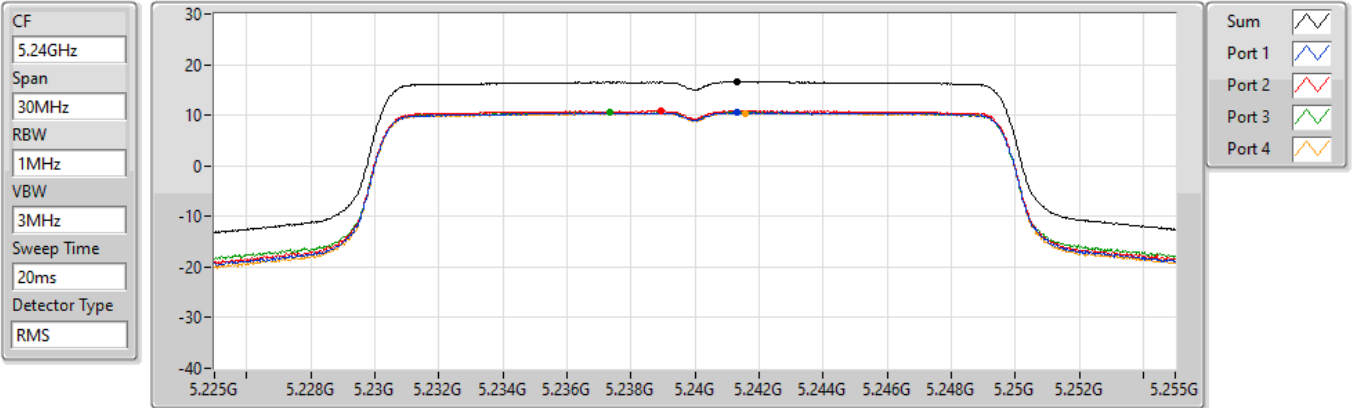
Sum	PD	Port 1	Port 2	Port 3	Port 4
(dBm/RBW)	(dBm/RBW)	(dBm/RBW)	(dBm/RBW)	(dBm/RBW)	(dBm/RBW)
16.42	16.42	10.40	10.49	10.44	10.51

802.11ax HEW20_Nss1,(MCS0)_4TX

PSD

5240MHz

17/08/2022



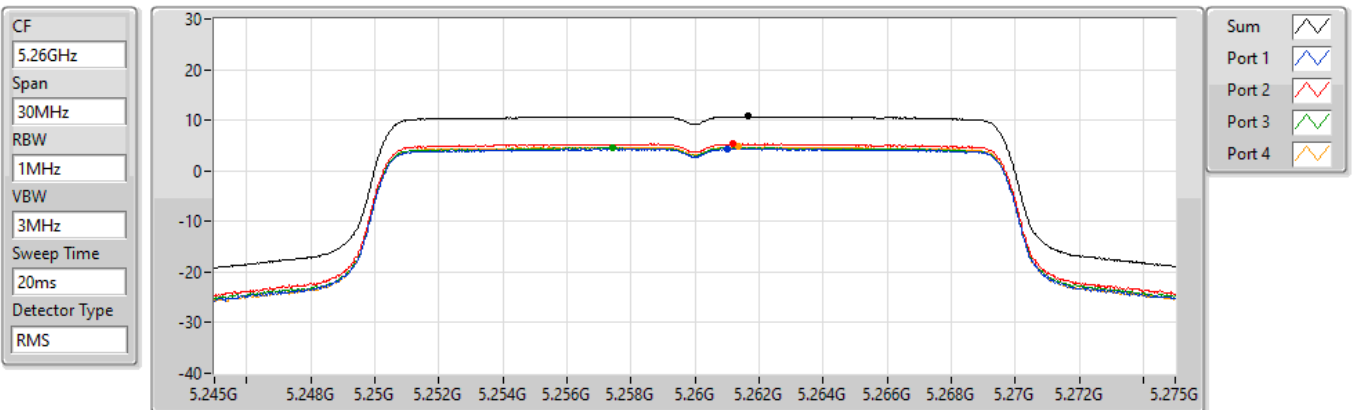
Sum	PD	Port 1	Port 2	Port 3	Port 4
(dBm/RBW)	(dBm/RBW)	(dBm/RBW)	(dBm/RBW)	(dBm/RBW)	(dBm/RBW)
16.59	16.59	10.53	10.88	10.63	10.44

802.11ax HEW20_Nss1,(MCS0)_4TX

PSD

5260MHz

17/08/2022



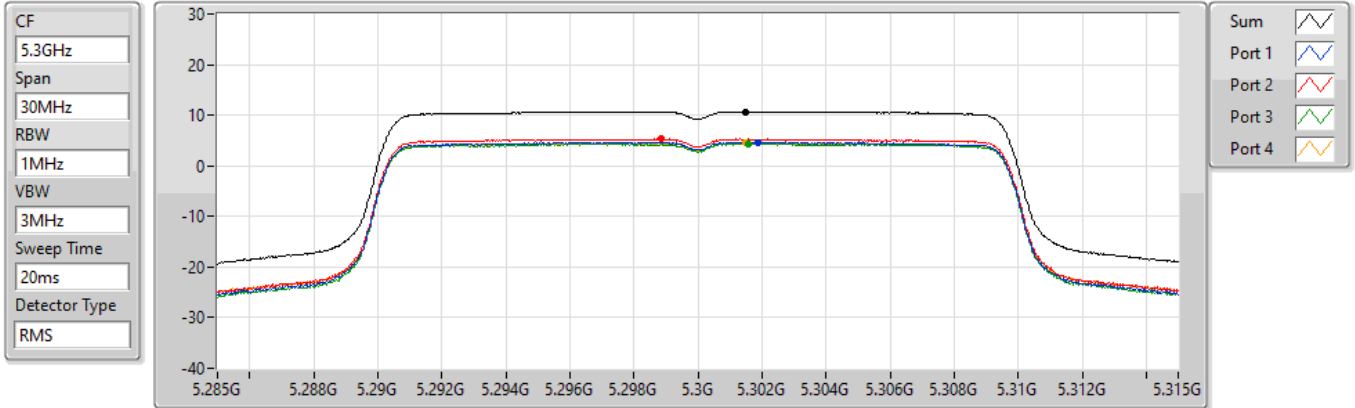
Sum	PD	Port 1	Port 2	Port 3	Port 4
(dBm/RBW)	(dBm/RBW)	(dBm/RBW)	(dBm/RBW)	(dBm/RBW)	(dBm/RBW)
10.73	10.73	4.35	5.32	4.60	4.74

802.11ax HEW20_Nss1,(MCS0)_4TX

PSD

5300MHz

17/08/2022



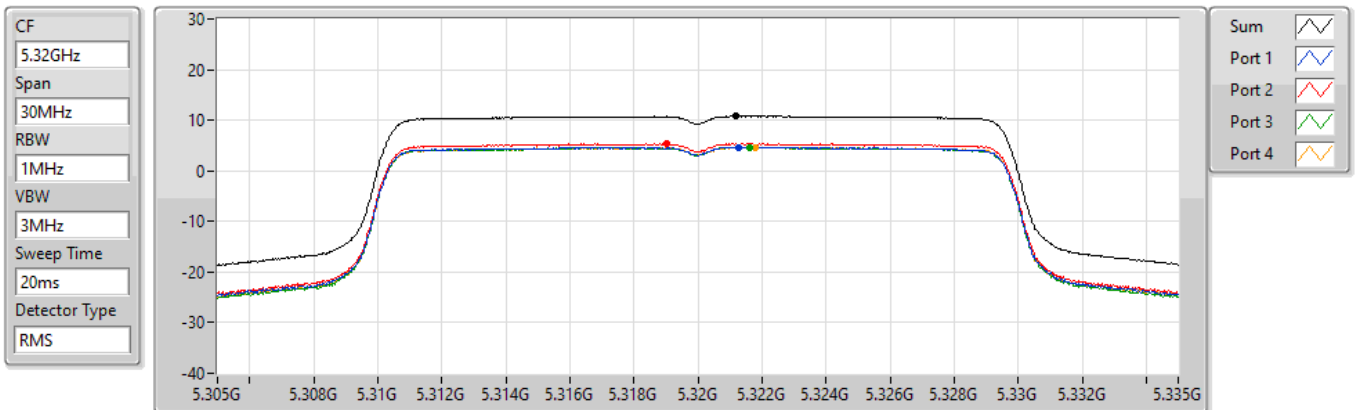
Sum	PD	Port 1	Port 2	Port 3	Port 4
(dBm/RBW)	(dBm/RBW)	(dBm/RBW)	(dBm/RBW)	(dBm/RBW)	(dBm/RBW)
10.72	10.72	4.68	5.31	4.41	4.57

802.11ax HEW20_Nss1,(MCS0)_4TX

PSD

5320MHz

17/08/2022



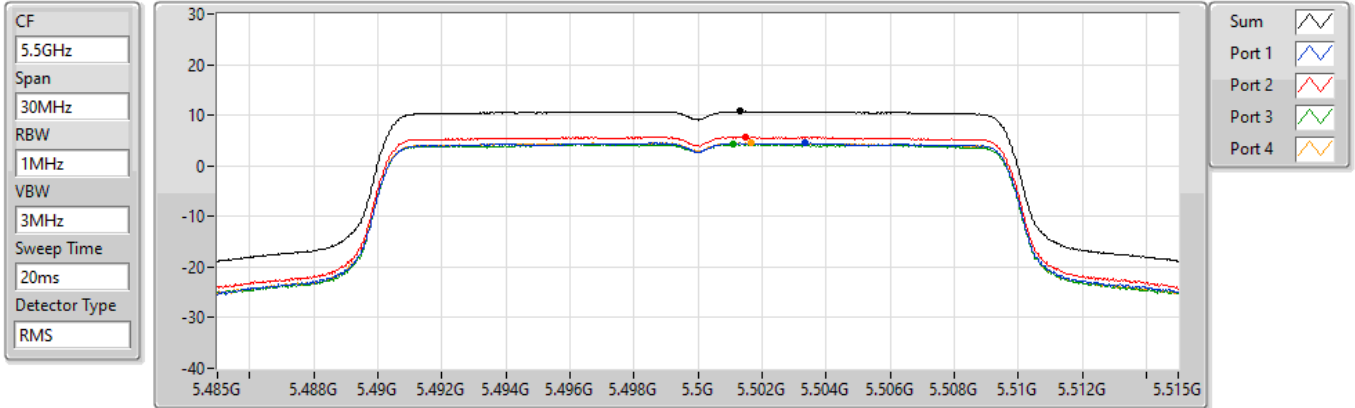
Sum	PD	Port 1	Port 2	Port 3	Port 4
(dBm/RBW)	(dBm/RBW)	(dBm/RBW)	(dBm/RBW)	(dBm/RBW)	(dBm/RBW)
10.81	10.81	4.69	5.33	4.66	4.65

802.11ax HEW20_Nss1,(MCS0)_4TX

PSD

5500MHz

17/08/2022



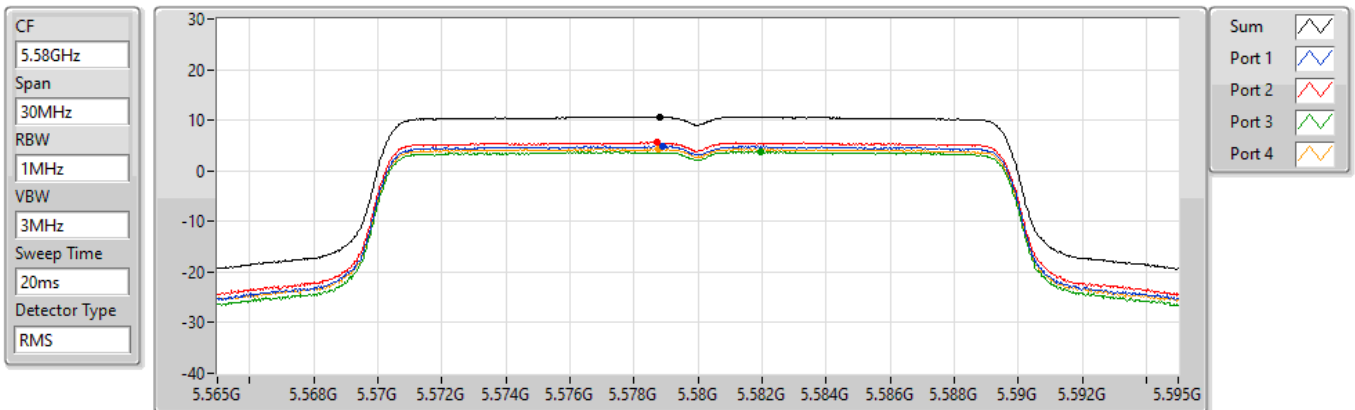
Sum	PD	Port 1	Port 2	Port 3	Port 4
(dBm/RBW)	(dBm/RBW)	(dBm/RBW)	(dBm/RBW)	(dBm/RBW)	(dBm/RBW)
10.73	10.73	4.51	5.72	4.26	4.49

802.11ax HEW20_Nss1,(MCS0)_4TX

PSD

5580MHz

17/08/2022



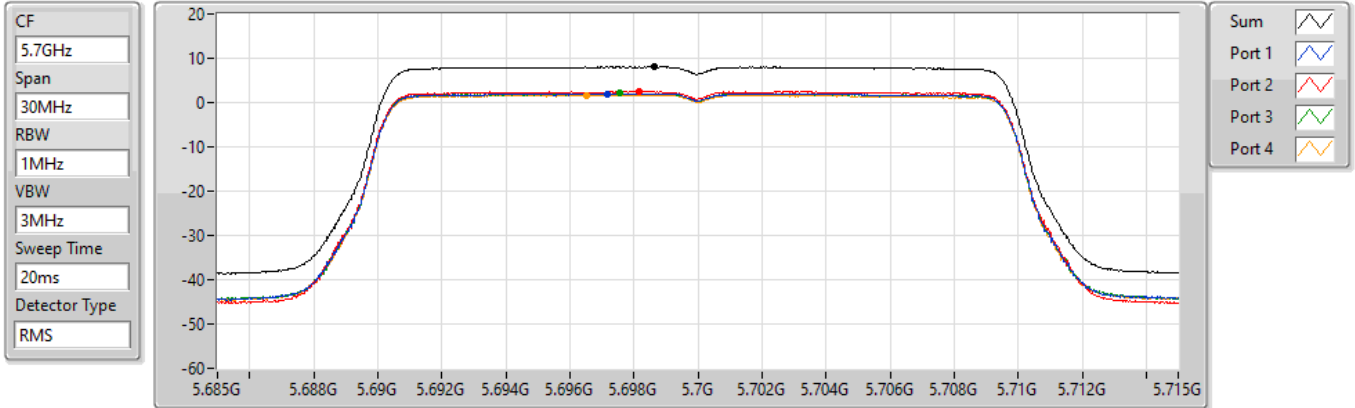
Sum	PD	Port 1	Port 2	Port 3	Port 4
(dBm/RBW)	(dBm/RBW)	(dBm/RBW)	(dBm/RBW)	(dBm/RBW)	(dBm/RBW)
10.63	10.63	4.82	5.61	3.73	4.31

802.11ax HEW20_Nss1,(MCS0)_4TX

PSD

5700MHz

17/08/2022



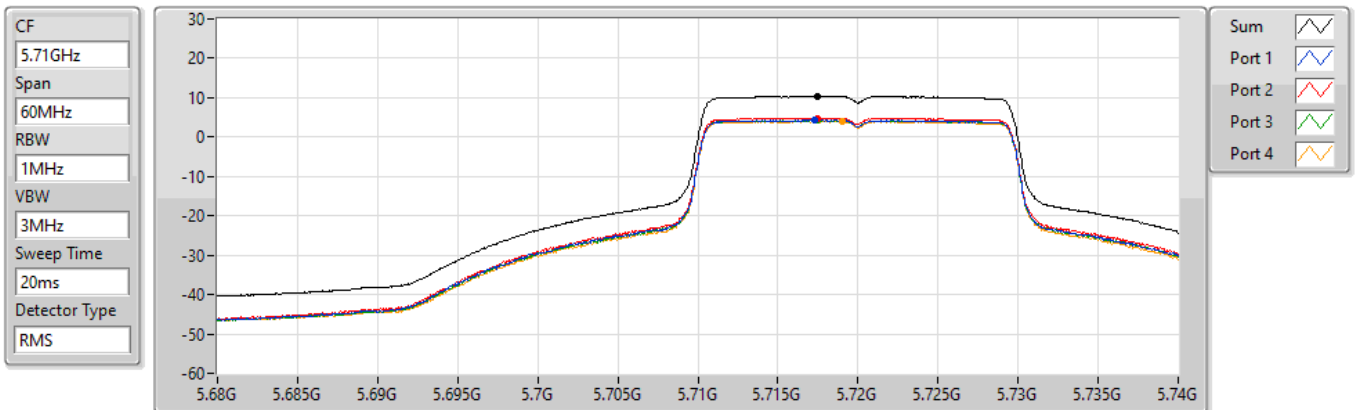
Sum	PD	Port 1	Port 2	Port 3	Port 4
(dBm/RBW)	(dBm/RBW)	(dBm/RBW)	(dBm/RBW)	(dBm/RBW)	(dBm/RBW)
8.04	8.04	2.02	2.56	2.06	1.70

802.11ax HEW20_Nss1,(MCS0)_4TX

PSD

5720MHz Straddle 5.47-5.725GHz

17/08/2022



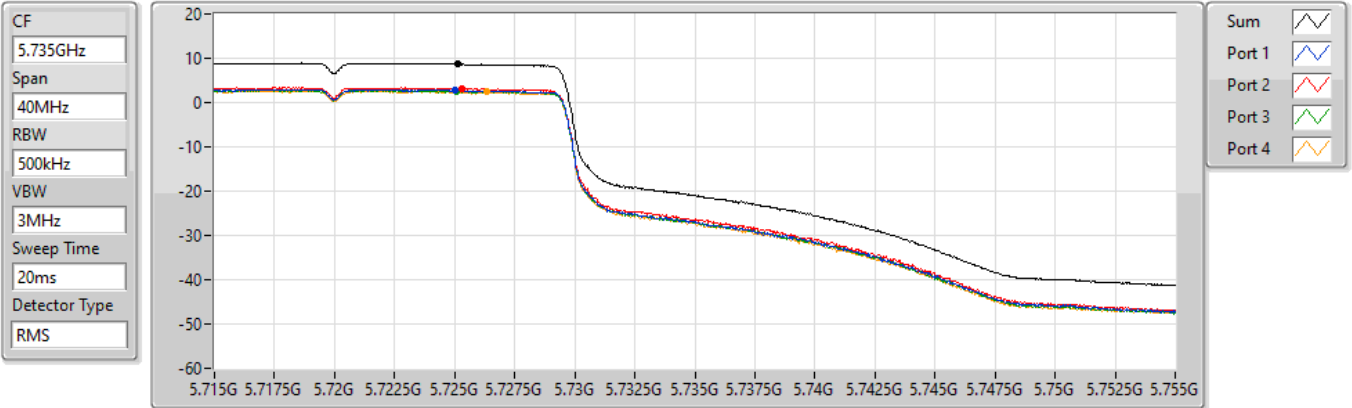
Sum	PD	Port 1	Port 2	Port 3	Port 4
(dBm/RBW)	(dBm/RBW)	(dBm/RBW)	(dBm/RBW)	(dBm/RBW)	(dBm/RBW)
10.34	10.34	4.30	4.82	4.32	4.05

802.11ax HEW20_Nss1,(MCS0)_4TX

PSD

5720MHz Straddle 5.725-5.85GHz

17/08/2022



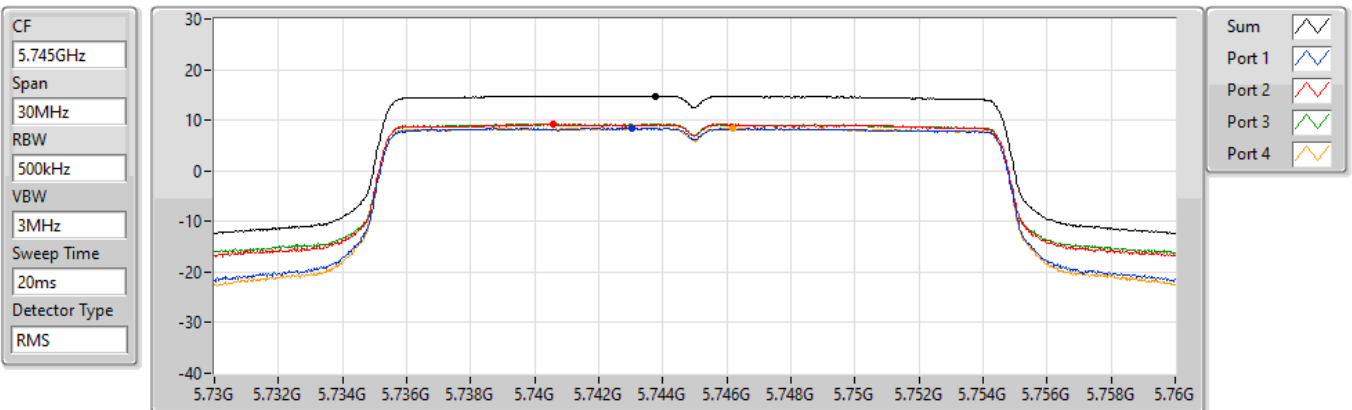
Sum	PD	Port 1	Port 2	Port 3	Port 4
(dBm/RBW)	(dBm/RBW)	(dBm/RBW)	(dBm/RBW)	(dBm/RBW)	(dBm/RBW)
8.67	8.67	2.79	3.16	2.57	2.35

802.11ax HEW20_Nss1,(MCS0)_4TX

PSD

5745MHz

04/08/2022



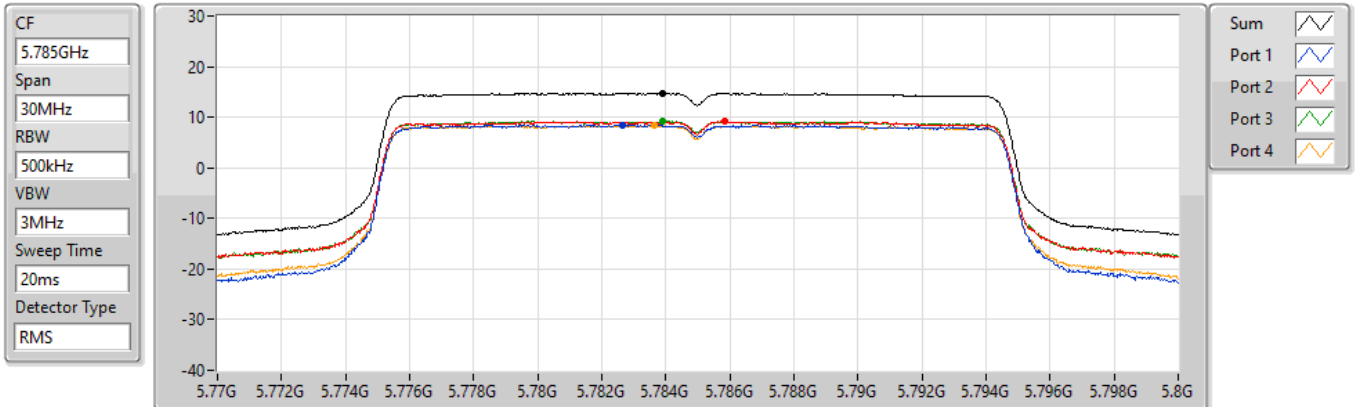
Sum	PD	Port 1	Port 2	Port 3	Port 4
(dBm/RBW)	(dBm/RBW)	(dBm/RBW)	(dBm/RBW)	(dBm/RBW)	(dBm/RBW)
14.82	14.82	8.50	9.25	9.27	8.49

802.11ax HEW20_Nss1,(MCS0)_4TX

PSD

5785MHz

04/08/2022



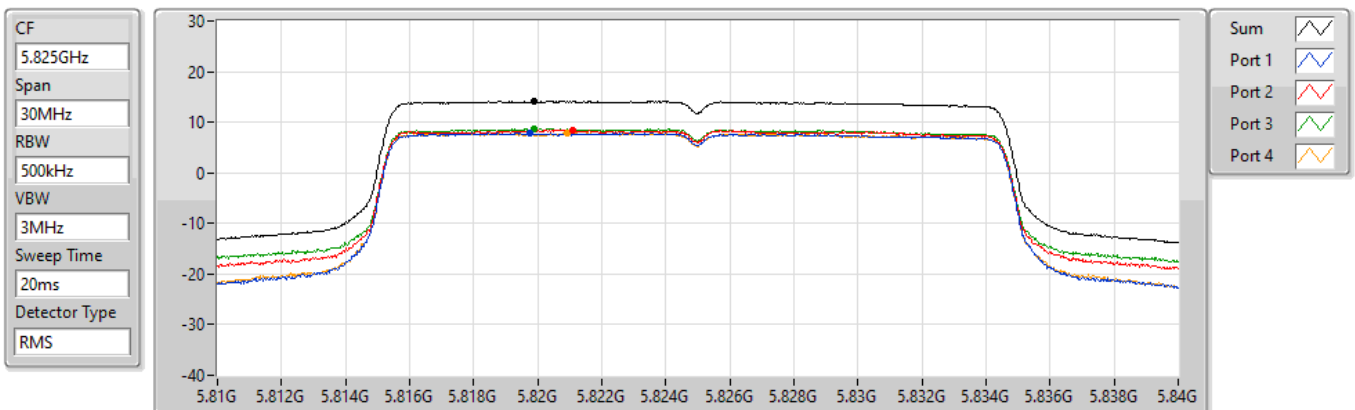
Sum	PD	Port 1	Port 2	Port 3	Port 4
(dBm/RBW)	(dBm/RBW)	(dBm/RBW)	(dBm/RBW)	(dBm/RBW)	(dBm/RBW)
14.70	14.70	8.45	9.14	9.20	8.39

802.11ax HEW20_Nss1,(MCS0)_4TX

PSD

5825MHz

04/08/2022



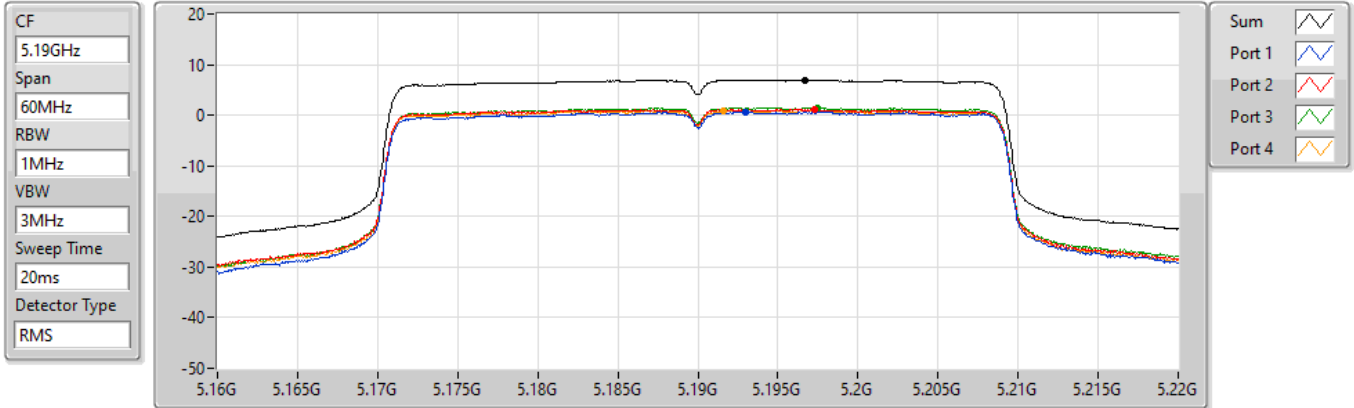
Sum	PD	Port 1	Port 2	Port 3	Port 4
(dBm/RBW)	(dBm/RBW)	(dBm/RBW)	(dBm/RBW)	(dBm/RBW)	(dBm/RBW)
14.08	14.08	7.87	8.41	8.69	7.83

802.11ax HEW40_Nss1,(MCS0)_4TX

PSD

5190MHz

04/08/2022



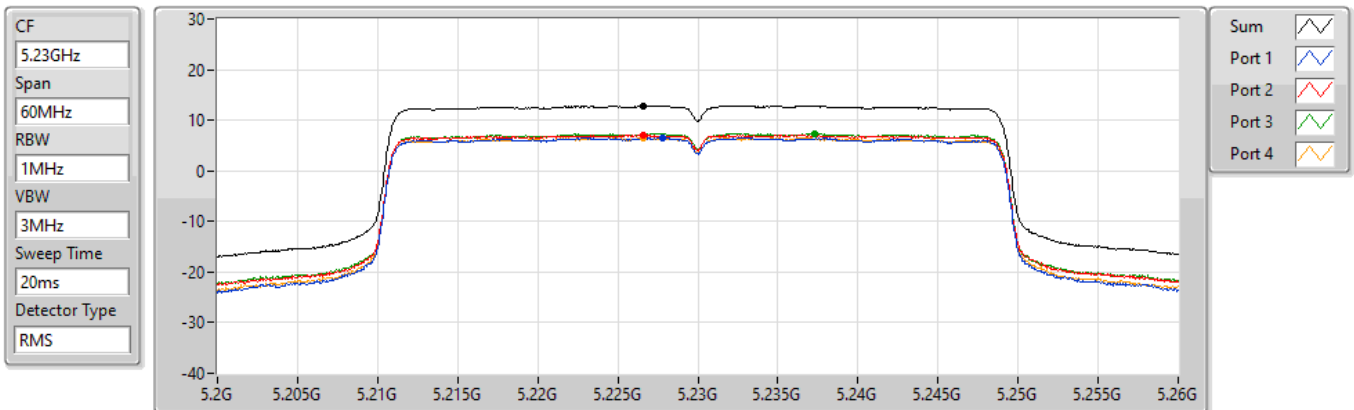
Sum	PD	Port 1	Port 2	Port 3	Port 4
(dBm/RBW)	(dBm/RBW)	(dBm/RBW)	(dBm/RBW)	(dBm/RBW)	(dBm/RBW)
6.99	6.99	0.66	1.09	1.47	0.99

802.11ax HEW40_Nss1,(MCS0)_4TX

PSD

5230MHz

04/08/2022



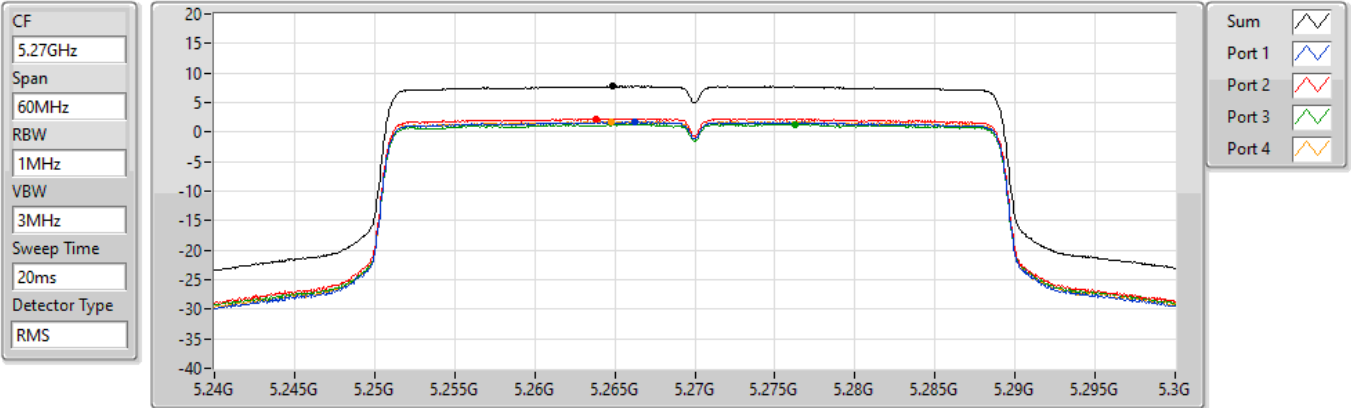
Sum	PD	Port 1	Port 2	Port 3	Port 4
(dBm/RBW)	(dBm/RBW)	(dBm/RBW)	(dBm/RBW)	(dBm/RBW)	(dBm/RBW)
12.78	12.78	6.51	7.01	7.38	6.53

802.11ax HEW40_Nss1,(MCS0)_4TX

PSD

5270MHz

17/08/2022



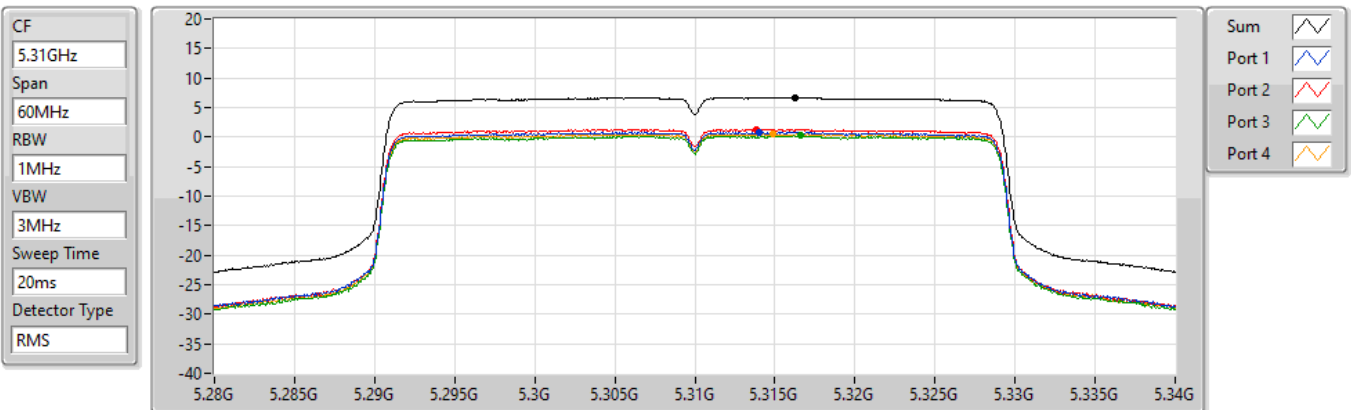
Sum	PD	Port 1	Port 2	Port 3	Port 4
(dBm/RBW)	(dBm/RBW)	(dBm/RBW)	(dBm/RBW)	(dBm/RBW)	(dBm/RBW)
7.76	7.76	1.74	2.28	1.35	1.75

802.11ax HEW40_Nss1,(MCS0)_4TX

PSD

5310MHz

17/08/2022



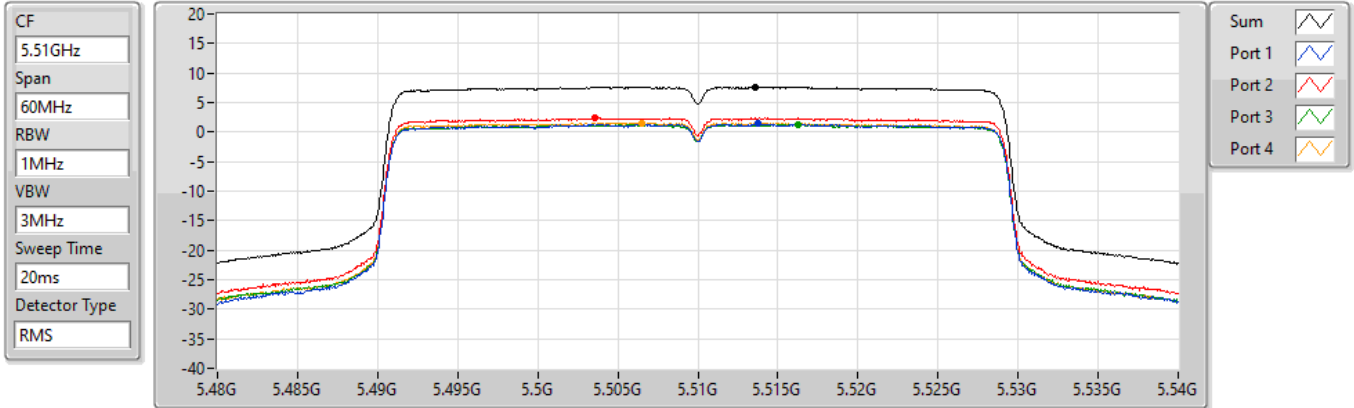
Sum	PD	Port 1	Port 2	Port 3	Port 4
(dBm/RBW)	(dBm/RBW)	(dBm/RBW)	(dBm/RBW)	(dBm/RBW)	(dBm/RBW)
6.69	6.69	0.77	1.32	0.23	0.50

802.11ax HEW40_Nss1,(MCS0)_4TX

PSD

5510MHz

17/08/2022



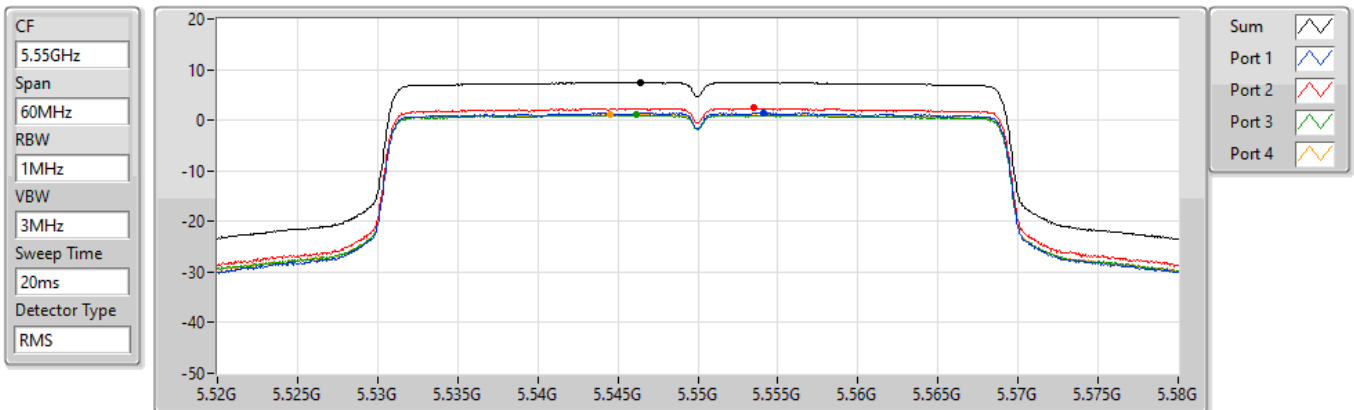
Sum	PD	Port 1	Port 2	Port 3	Port 4
(dBm/RBW)	(dBm/RBW)	(dBm/RBW)	(dBm/RBW)	(dBm/RBW)	(dBm/RBW)
7.60	7.60	1.37	2.38	1.28	1.51

802.11ax HEW40_Nss1,(MCS0)_4TX

PSD

5550MHz

17/08/2022



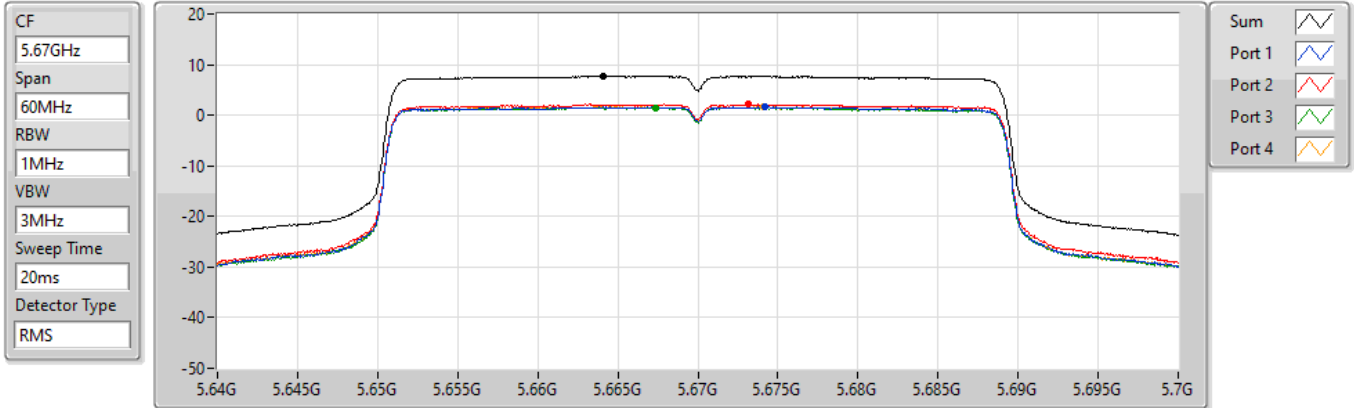
Sum	PD	Port 1	Port 2	Port 3	Port 4
(dBm/RBW)	(dBm/RBW)	(dBm/RBW)	(dBm/RBW)	(dBm/RBW)	(dBm/RBW)
7.48	7.48	1.43	2.39	1.04	1.14

802.11ax HEW40_Nss1,(MCS0)_4TX

PSD

5670MHz

17/08/2022



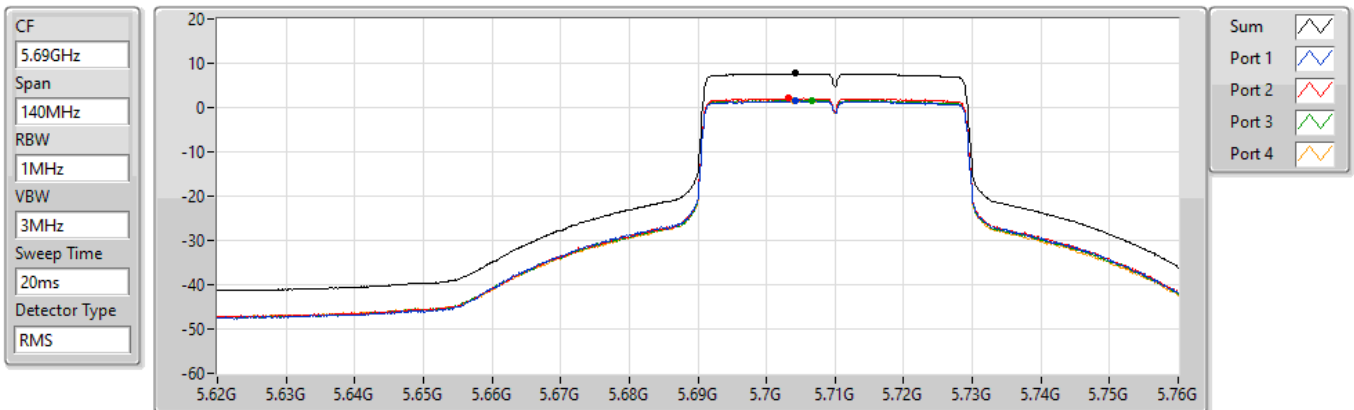
Sum	PD	Port 1	Port 2	Port 3	Port 4
(dBm/RBW)	(dBm/RBW)	(dBm/RBW)	(dBm/RBW)	(dBm/RBW)	(dBm/RBW)
7.67	7.67	1.63	2.10	1.51	1.69

802.11ax HEW40_Nss1,(MCS0)_4TX

PSD

5710MHz Straddle 5.47-5.725GHz

17/08/2022



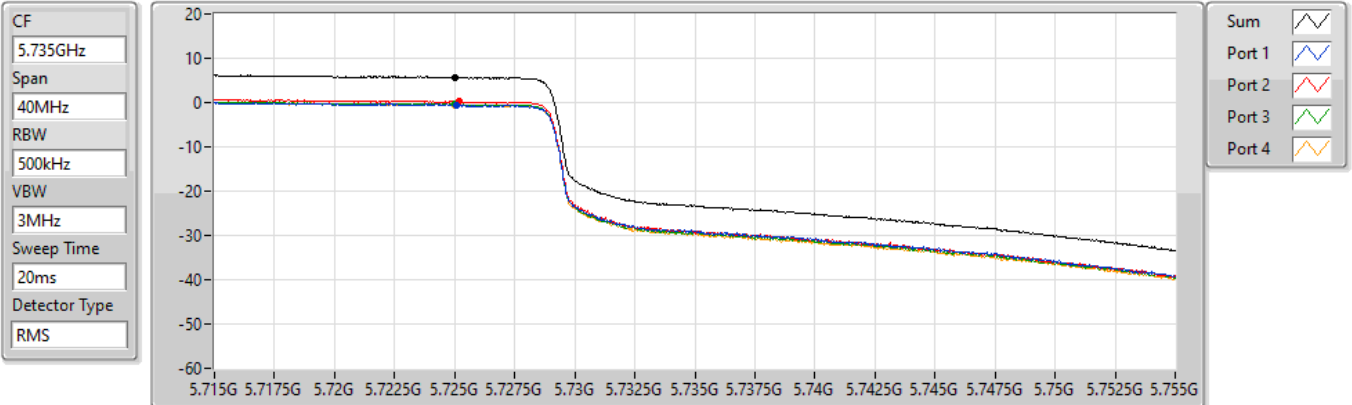
Sum	PD	Port 1	Port 2	Port 3	Port 4
(dBm/RBW)	(dBm/RBW)	(dBm/RBW)	(dBm/RBW)	(dBm/RBW)	(dBm/RBW)
7.71	7.71	1.52	2.13	1.66	1.67

802.11ax HEW40_Nss1,(MCS0)_4TX

PSD

5710MHz Straddle 5.725-5.85GHz

17/08/2022



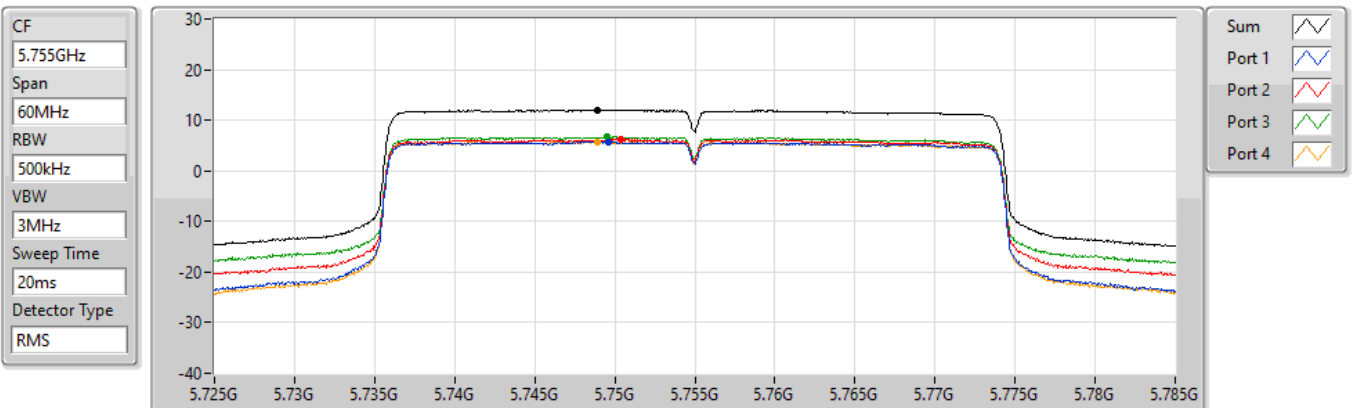
Sum	PD	Port 1	Port 2	Port 3	Port 4
(dBm/RBW)	(dBm/RBW)	(dBm/RBW)	(dBm/RBW)	(dBm/RBW)	(dBm/RBW)
5.69	5.69	-0.58	0.21	-0.34	-0.52

802.11ax HEW40_Nss1,(MCS0)_4TX

PSD

5755MHz

04/08/2022



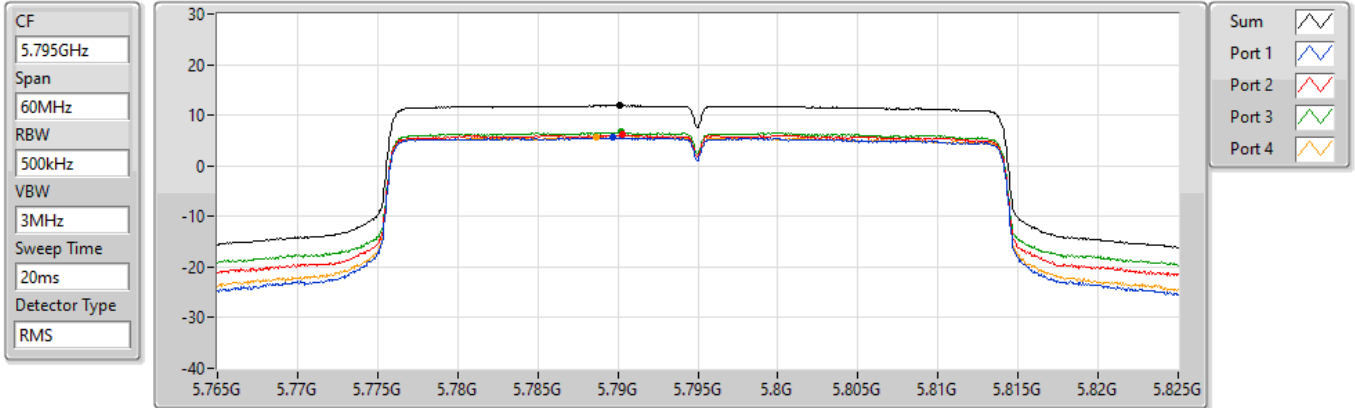
Sum	PD	Port 1	Port 2	Port 3	Port 4
(dBm/RBW)	(dBm/RBW)	(dBm/RBW)	(dBm/RBW)	(dBm/RBW)	(dBm/RBW)
12.01	12.01	5.76	6.17	6.67	5.72

802.11ax HEW40_Nss1,(MCS0)_4TX

PSD

5795MHz

04/08/2022



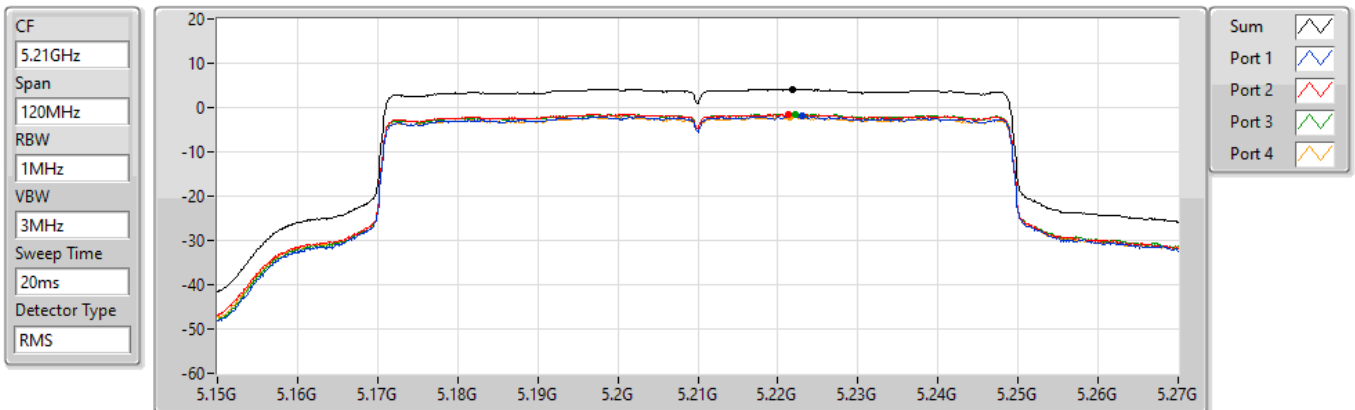
Sum	PD	Port 1	Port 2	Port 3	Port 4
(dBm/RBW)	(dBm/RBW)	(dBm/RBW)	(dBm/RBW)	(dBm/RBW)	(dBm/RBW)
11.92	11.92	5.54	6.12	6.64	5.67

802.11ax HEW80_Nss1,(MCS0)_4TX

PSD

5210MHz

04/08/2022



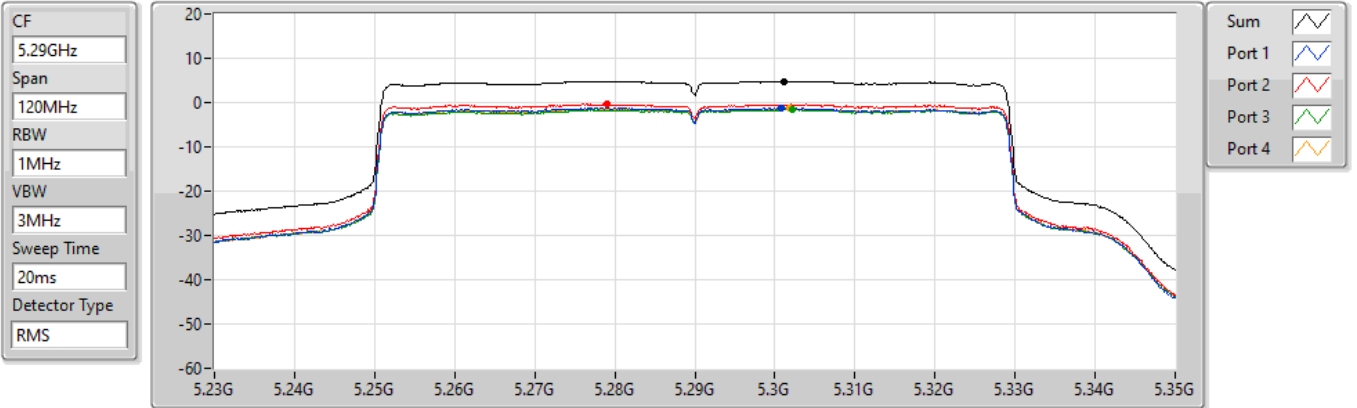
Sum	PD	Port 1	Port 2	Port 3	Port 4
(dBm/RBW)	(dBm/RBW)	(dBm/RBW)	(dBm/RBW)	(dBm/RBW)	(dBm/RBW)
4.16	4.16	-1.91	-1.56	-1.43	-2.08

802.11ax HEW80_Nss1,(MCS0)_4TX

PSD

5290MHz

17/08/2022



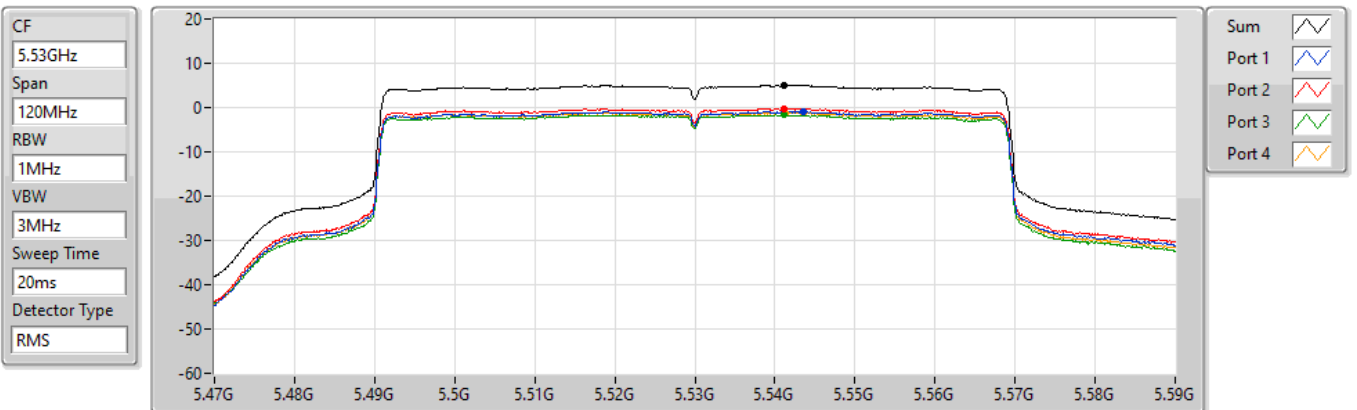
Sum	PD	Port 1	Port 2	Port 3	Port 4
(dBm/RBW)	(dBm/RBW)	(dBm/RBW)	(dBm/RBW)	(dBm/RBW)	(dBm/RBW)
4.84	4.84	-1.23	-0.36	-1.52	-1.34

802.11ax HEW80_Nss1,(MCS0)_4TX

PSD

5530MHz

17/08/2022



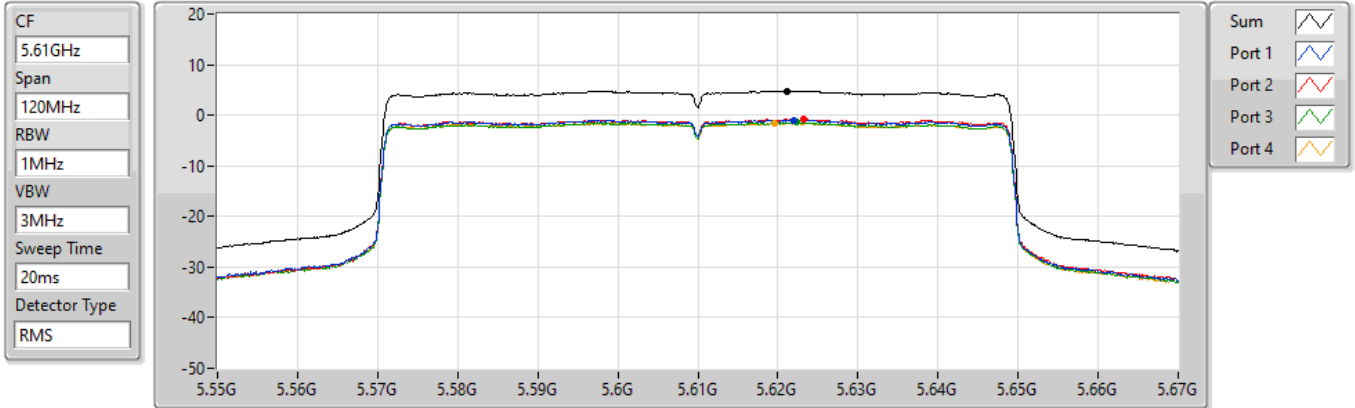
Sum	PD	Port 1	Port 2	Port 3	Port 4
(dBm/RBW)	(dBm/RBW)	(dBm/RBW)	(dBm/RBW)	(dBm/RBW)	(dBm/RBW)
5.02	5.02	-0.90	-0.25	-1.64	-1.22

802.11ax HEW80_Nss1,(MCS0)_4TX

PSD

5610MHz

17/08/2022



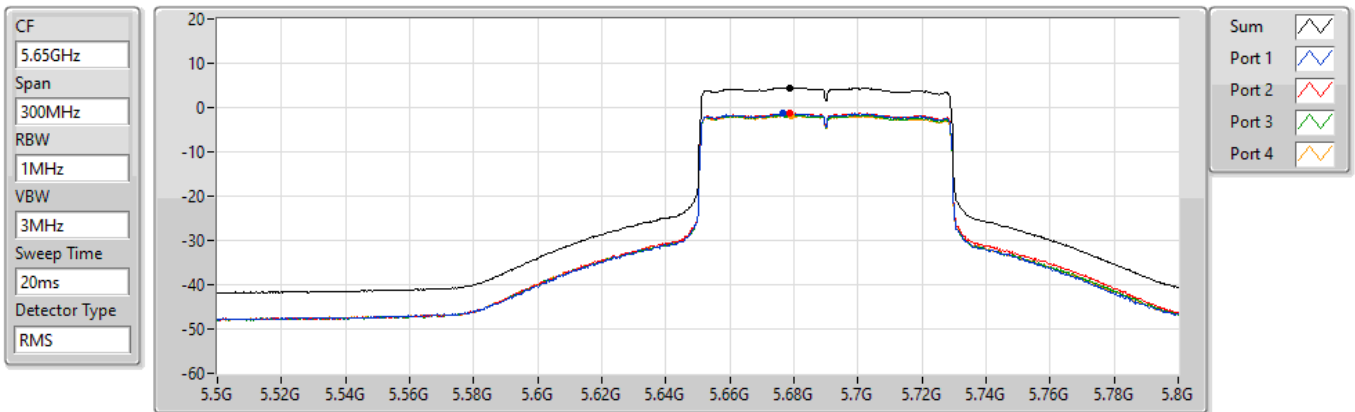
Sum	PD	Port 1	Port 2	Port 3	Port 4
(dBm/RBW)	(dBm/RBW)	(dBm/RBW)	(dBm/RBW)	(dBm/RBW)	(dBm/RBW)
4.74	4.74	-0.98	-0.80	-1.42	-1.62

802.11ax HEW80_Nss1,(MCS0)_4TX

PSD

5690MHz Straddle 5.47-5.725GHz

17/08/2022



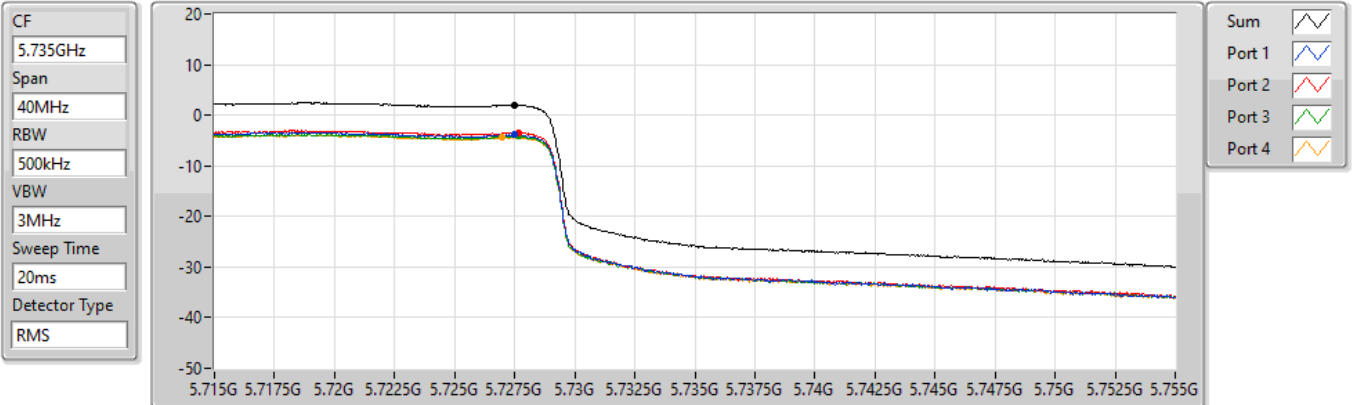
Sum	PD	Port 1	Port 2	Port 3	Port 4
(dBm/RBW)	(dBm/RBW)	(dBm/RBW)	(dBm/RBW)	(dBm/RBW)	(dBm/RBW)
4.49	4.49	-1.35	-1.22	-1.66	-1.76

802.11ax HEW80_Nss1,(MCS0)_4TX

PSD

5690MHz Straddle 5.725-5.85GHz

17/08/2022



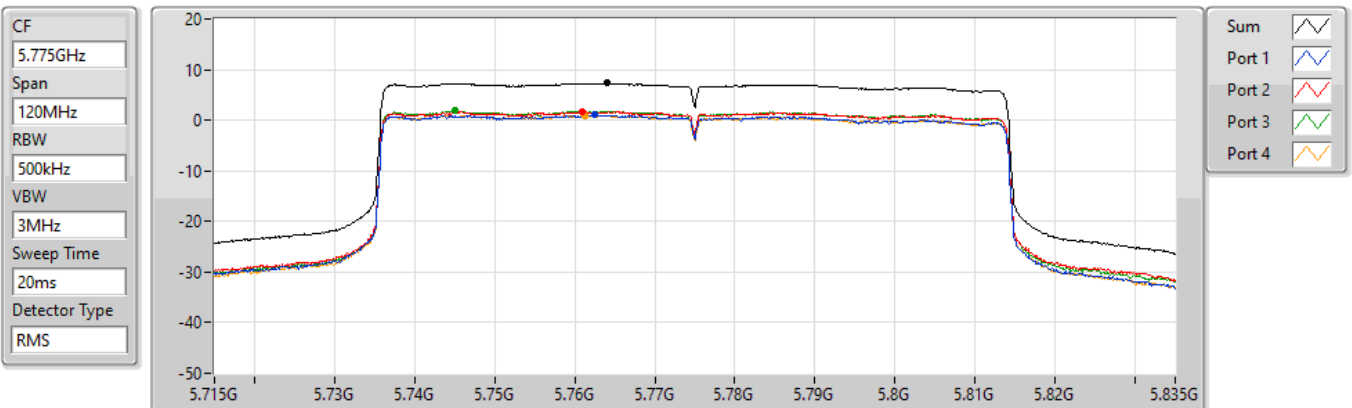
Sum	PD	Port 1	Port 2	Port 3	Port 4
(dBm/RBW)	(dBm/RBW)	(dBm/RBW)	(dBm/RBW)	(dBm/RBW)	(dBm/RBW)
2.06	2.06	-3.77	-3.40	-4.12	-4.42

802.11ax HEW80_Nss1,(MCS0)_4TX

PSD

5775MHz

04/08/2022



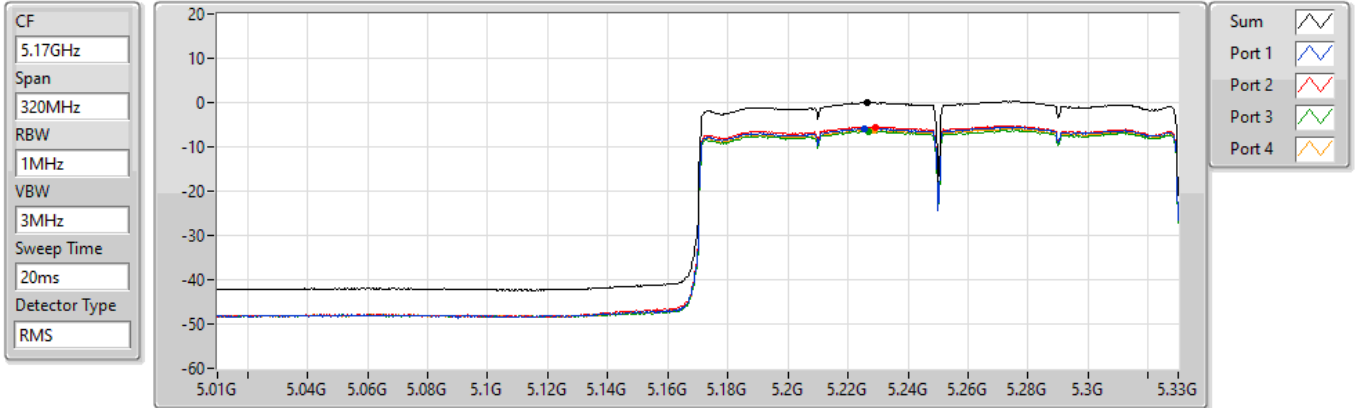
Sum	PD	Port 1	Port 2	Port 3	Port 4
(dBm/RBW)	(dBm/RBW)	(dBm/RBW)	(dBm/RBW)	(dBm/RBW)	(dBm/RBW)
7.31	7.31	1.04	1.69	1.82	0.94

802.11ax HEW160_Nss1,(MCS0)_4TX

PSD

5250MHz Straddle 5.15-5.25GHz

17/08/2022



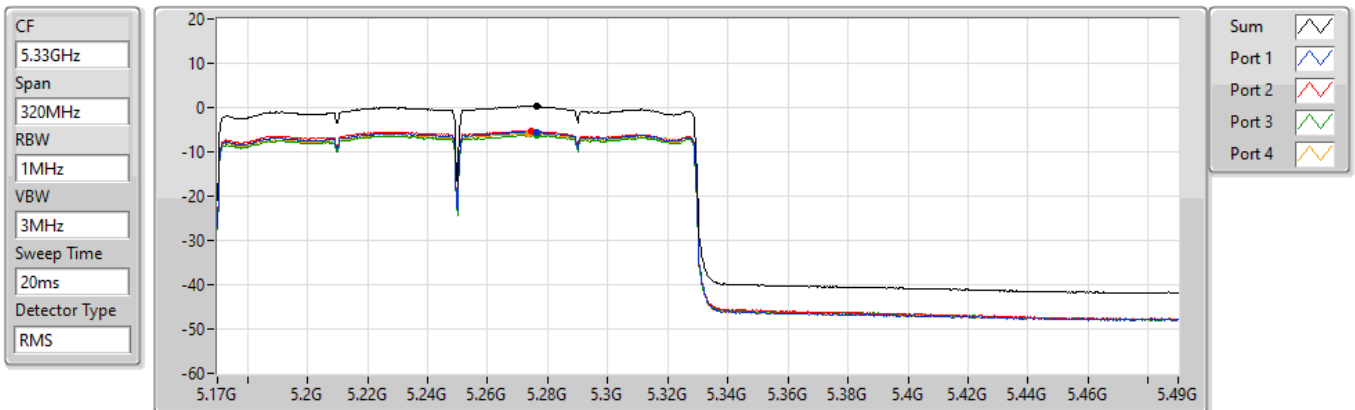
Sum	PD	Port 1	Port 2	Port 3	Port 4
(dBm/RBW)	(dBm/RBW)	(dBm/RBW)	(dBm/RBW)	(dBm/RBW)	(dBm/RBW)
-0.04	-0.04	-5.91	-5.50	-6.46	-6.29

802.11ax HEW160_Nss1,(MCS0)_4TX

PSD

5250MHz Straddle 5.25-5.35GHz

17/08/2022



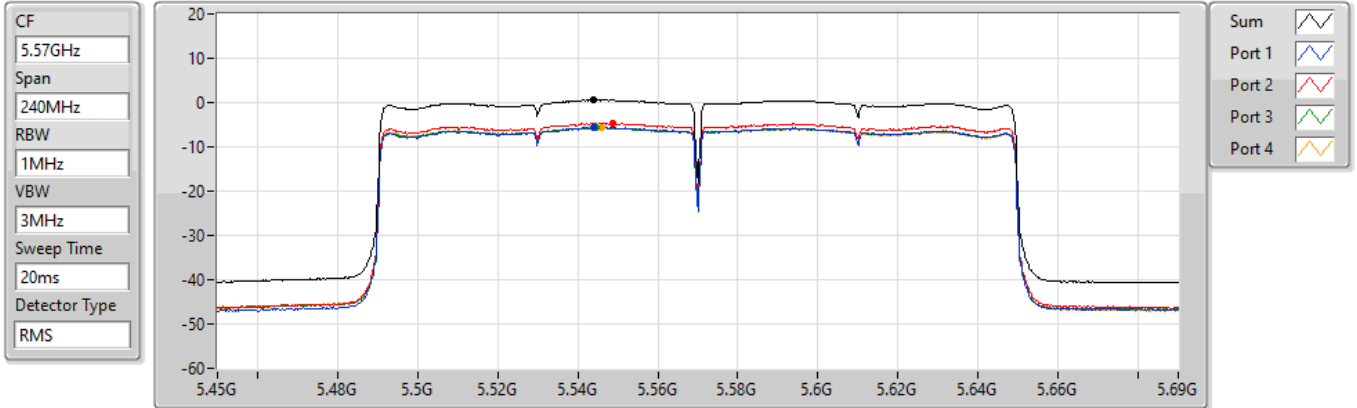
Sum	PD	Port 1	Port 2	Port 3	Port 4
(dBm/RBW)	(dBm/RBW)	(dBm/RBW)	(dBm/RBW)	(dBm/RBW)	(dBm/RBW)
0.28	0.28	-5.53	-5.25	-6.23	-5.86

802.11ax HEW160_Nss1,(MCS0)_4TX

PSD

5570MHz

17/08/2022



Sum	PD	Port 1	Port 2	Port 3	Port 4
(dBm/RBW)	(dBm/RBW)	(dBm/RBW)	(dBm/RBW)	(dBm/RBW)	(dBm/RBW)
0.61	0.61	-5.59	-4.61	-5.71	-5.60

Summary

Mode	PD (dBm/RBW)
5.15-5.25GHz	-
802.11ax HEW20-BF_Nss1,(MCS0)_4TX	16.66
802.11ax HEW40-BF_Nss1,(MCS0)_4TX	13.49
802.11ax HEW80-BF_Nss1,(MCS0)_4TX	6.88
802.11ax HEW160-BF_Nss1,(MCS0)_4TX	2.92
5.25-5.35GHz	-
802.11ax HEW20-BF_Nss1,(MCS0)_4TX	10.75
802.11ax HEW40-BF_Nss1,(MCS0)_4TX	7.69
802.11ax HEW80-BF_Nss1,(MCS0)_4TX	4.75
802.11ax HEW160-BF_Nss1,(MCS0)_4TX	3.29
5.47-5.725GHz	-
802.11ax HEW20-BF_Nss1,(MCS0)_4TX	10.71
802.11ax HEW40-BF_Nss1,(MCS0)_4TX	7.71
802.11ax HEW80-BF_Nss1,(MCS0)_4TX	5.01
802.11ax HEW160-BF_Nss1,(MCS0)_4TX	2.37
5.725-5.85GHz	-
802.11ax HEW20-BF_Nss1,(MCS0)_4TX	14.62
802.11ax HEW40-BF_Nss1,(MCS0)_4TX	11.96
802.11ax HEW80-BF_Nss1,(MCS0)_4TX	5.74

RBW = 500kHz for 5.725-5.85GHz band / 1MHz for other band;

Result

Mode	Result	DG (dBi)	Port 1 (dBm/RBW)	Port 2 (dBm/RBW)	Port 3 (dBm/RBW)	Port 4 (dBm/RBW)	PD (dBm/RBW)	PD Limit (dBm/RBW)
802.11ax HEW20-BF_Nss1,(MCS0)_4TX	-	-	-	-	-	-	-	-
5180MHz	Pass	5.96	8.65	8.64	8.63	8.60	14.60	17.00
5200MHz	Pass	5.96	10.36	10.59	10.65	10.53	16.49	17.00
5240MHz	Pass	5.96	10.60	10.92	10.91	10.41	16.66	17.00
5260MHz	Pass	6.11	4.55	5.25	4.62	4.66	10.73	10.89
5300MHz	Pass	6.11	4.51	5.24	4.67	4.54	10.69	10.89
5320MHz	Pass	6.11	4.54	5.27	4.66	4.67	10.75	10.89
5500MHz	Pass	5.91	4.54	5.69	4.12	4.47	10.71	11.00
5580MHz	Pass	5.91	4.72	5.52	3.79	4.15	10.57	11.00
5700MHz	Pass	5.91	2.64	3.18	2.83	2.58	8.76	11.00
5720MHz Straddle 5.47-5.725GHz	Pass	5.91	3.90	4.63	4.23	4.18	10.22	11.00
5720MHz Straddle 5.725-5.85GHz	Pass	6.41	2.17	2.84	2.62	2.55	8.57	29.59
5745MHz	Pass	6.41	8.25	8.89	8.33	8.17	14.38	29.59
5785MHz	Pass	6.41	8.21	8.55	8.17	8.08	14.20	29.59
5825MHz	Pass	6.41	8.66	8.81	8.73	8.53	14.62	29.59
802.11ax HEW40-BF_Nss1,(MCS0)_4TX	-	-	-	-	-	-	-	-
5190MHz	Pass	5.96	5.46	5.52	5.58	5.61	11.52	17.00
5230MHz	Pass	5.96	7.41	7.63	7.67	7.43	13.49	17.00
5270MHz	Pass	6.11	1.61	2.12	1.30	1.74	7.65	10.89
5310MHz	Pass	6.11	1.58	2.25	1.25	1.70	7.69	10.89
5510MHz	Pass	5.91	1.18	2.31	1.14	1.47	7.50	11.00
5550MHz	Pass	5.91	1.22	2.39	0.95	1.35	7.46	11.00
5670MHz	Pass	5.91	1.40	2.11	1.46	1.71	7.64	11.00
5710MHz Straddle 5.47-5.725GHz	Pass	5.91	1.30	2.28	1.57	1.78	7.71	11.00
5710MHz Straddle 5.725-5.85GHz	Pass	6.41	-0.72	0.25	-0.50	-0.34	5.67	29.59
5755MHz	Pass	6.41	6.10	6.17	5.80	5.87	11.96	29.59
5795MHz	Pass	6.41	5.95	5.66	5.84	5.52	11.70	29.59
802.11ax HEW80-BF_Nss1,(MCS0)_4TX	-	-	-	-	-	-	-	-
5210MHz	Pass	5.96	0.82	1.05	0.89	0.84	6.88	17.00
5290MHz	Pass	6.11	-1.27	-0.50	-1.72	-1.49	4.75	10.89
5530MHz	Pass	5.91	-1.06	-0.11	-1.70	-1.16	5.01	11.00
5610MHz	Pass	5.91	-1.14	-0.98	-1.63	-1.53	4.67	11.00
5690MHz Straddle 5.47-5.725GHz	Pass	5.91	-1.58	-1.26	-1.81	-1.76	4.38	11.00
5690MHz Straddle 5.725-5.85GHz	Pass	6.41	-4.01	-3.53	-4.33	-4.29	1.95	29.59
5775MHz	Pass	6.41	-0.12	-0.14	-0.17	-0.39	5.74	29.59
802.11ax HEW160-BF_Nss1,(MCS0)_4TX	-	-	-	-	-	-	-	-
5250MHz Straddle 5.15-5.25GHz	Pass	5.96	-2.89	-2.68	-3.29	-3.36	2.92	17.00
5250MHz Straddle 5.25-5.35GHz	Pass	6.11	-2.50	-2.36	-2.96	-2.93	3.29	10.89
5570MHz	Pass	5.91	-3.66	-3.04	-3.97	-3.85	2.37	11.00

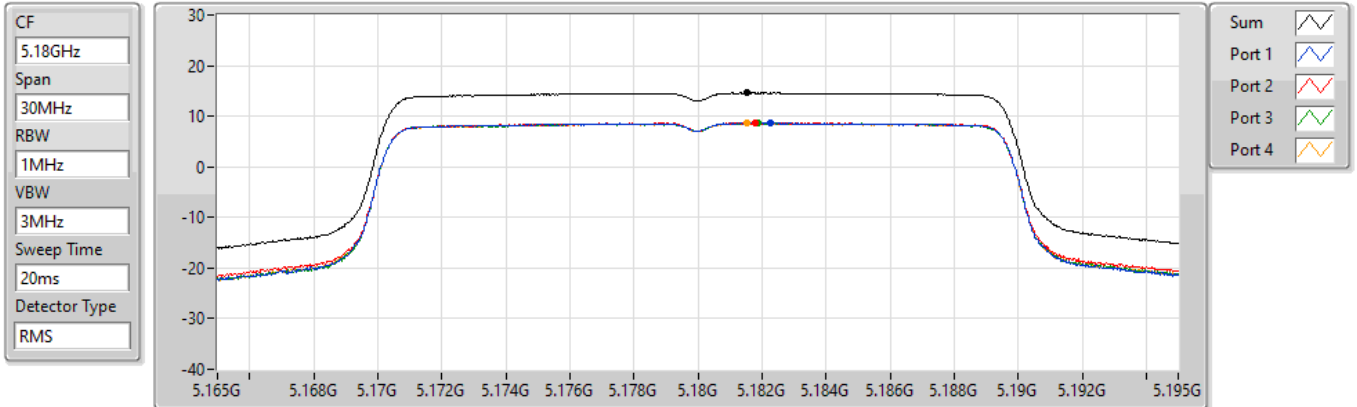
DG = Directional Gain; RBW = 500kHz for 5.725-5.85GHz band / 1MHz for other band;
 PD = trace bin-by-bin of each transmits port summing can be performed maximum power density; Port X = Port X Power Density;

802.11ax HEW20-BF_Nss1,(MCS0)_4TX

PSD

5180MHz

17/08/2022



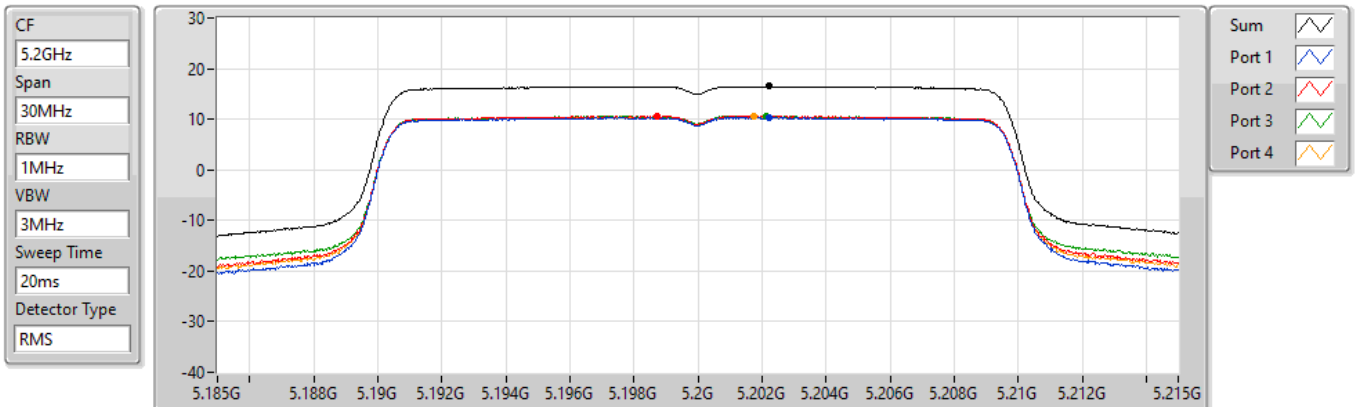
Sum	PD	Port 1	Port 2	Port 3	Port 4
(dBm/RBW)	(dBm/RBW)	(dBm/RBW)	(dBm/RBW)	(dBm/RBW)	(dBm/RBW)
14.60	14.60	8.65	8.64	8.63	8.60

802.11ax HEW20-BF_Nss1,(MCS0)_4TX

PSD

5200MHz

17/08/2022



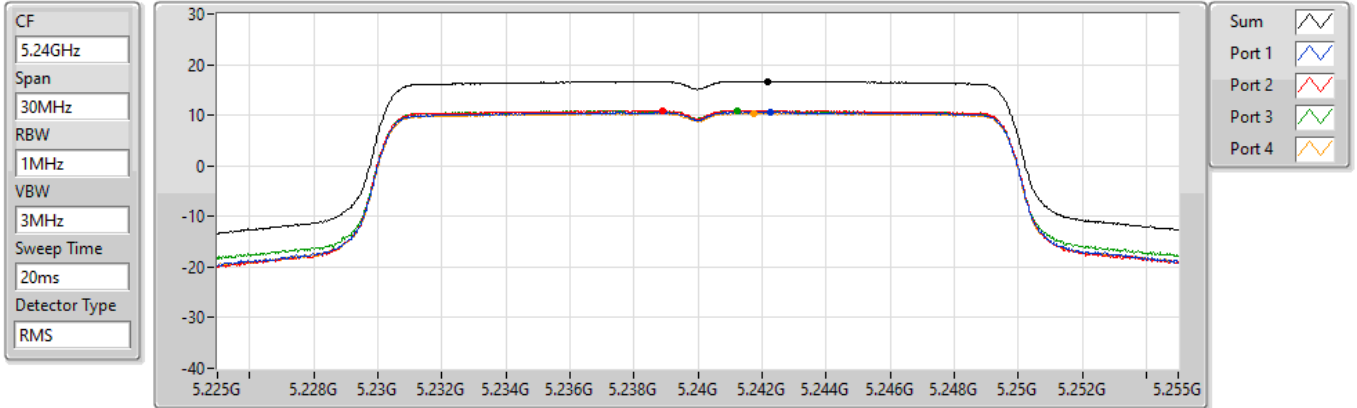
Sum	PD	Port 1	Port 2	Port 3	Port 4
(dBm/RBW)	(dBm/RBW)	(dBm/RBW)	(dBm/RBW)	(dBm/RBW)	(dBm/RBW)
16.49	16.49	10.36	10.59	10.65	10.53

802.11ax HEW20-BF_Nss1,(MCS0)_4TX

PSD

5240MHz

17/08/2022



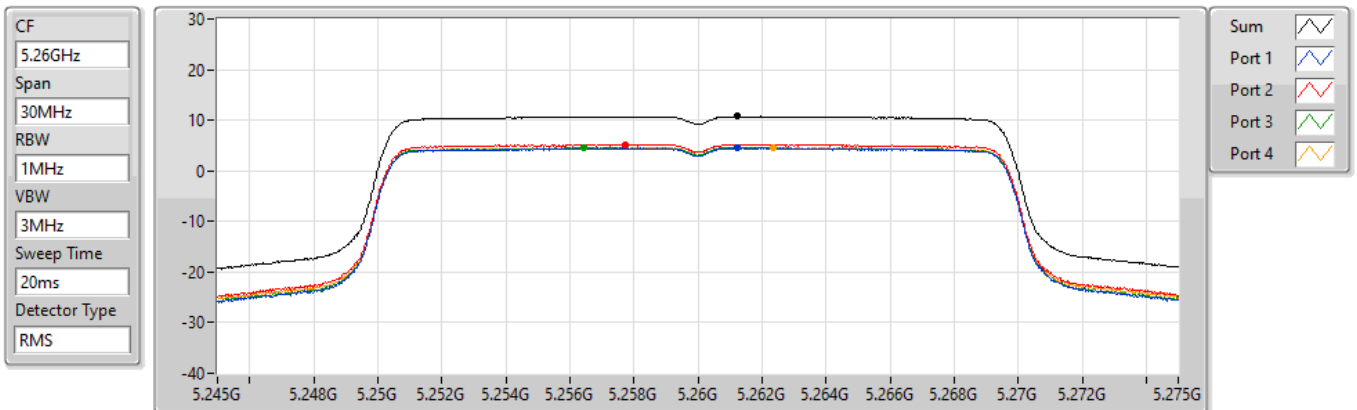
Sum	PD	Port 1	Port 2	Port 3	Port 4
(dBm/RBW)	(dBm/RBW)	(dBm/RBW)	(dBm/RBW)	(dBm/RBW)	(dBm/RBW)
16.66	16.66	10.60	10.92	10.91	10.41

802.11ax HEW20-BF_Nss1,(MCS0)_4TX

PSD

5260MHz

18/08/2022



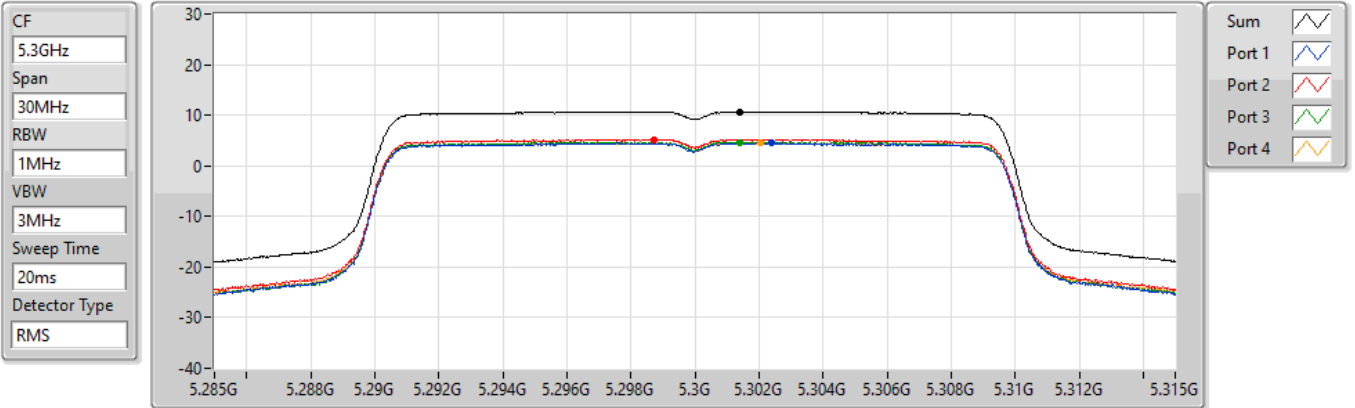
Sum	PD	Port 1	Port 2	Port 3	Port 4
(dBm/RBW)	(dBm/RBW)	(dBm/RBW)	(dBm/RBW)	(dBm/RBW)	(dBm/RBW)
10.73	10.73	4.55	5.25	4.62	4.66

802.11ax HEW20-BF_Nss1,(MCS0)_4TX

PSD

5300MHz

18/08/2022



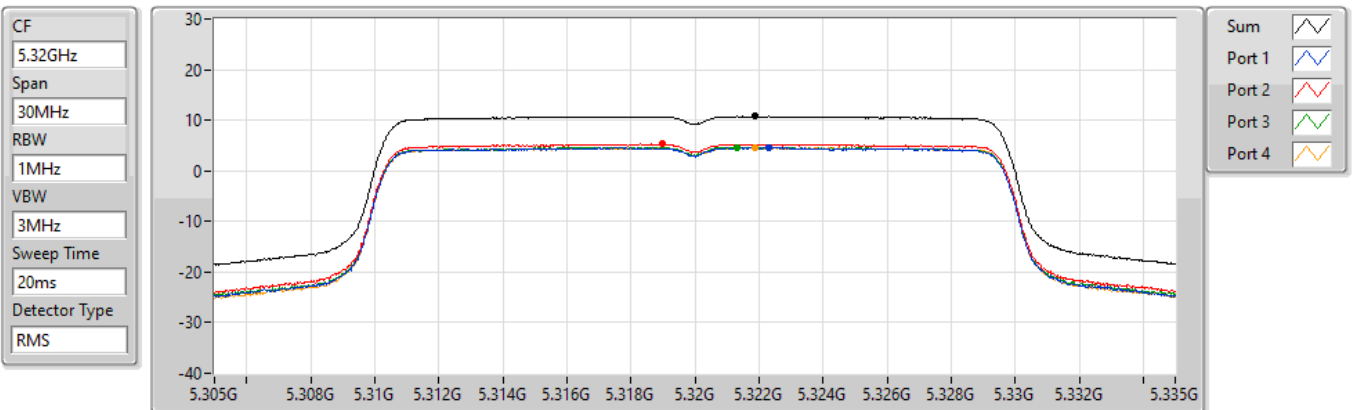
Sum	PD	Port 1	Port 2	Port 3	Port 4
(dBm/RBW)	(dBm/RBW)	(dBm/RBW)	(dBm/RBW)	(dBm/RBW)	(dBm/RBW)
10.69	10.69	4.51	5.24	4.67	4.54

802.11ax HEW20-BF_Nss1,(MCS0)_4TX

PSD

5320MHz

18/08/2022



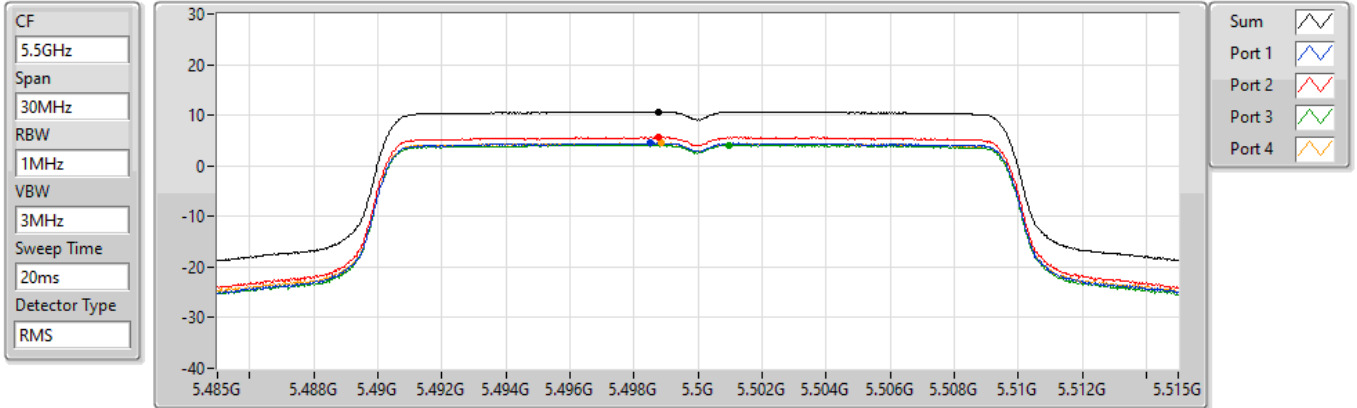
Sum	PD	Port 1	Port 2	Port 3	Port 4
(dBm/RBW)	(dBm/RBW)	(dBm/RBW)	(dBm/RBW)	(dBm/RBW)	(dBm/RBW)
10.75	10.75	4.54	5.27	4.66	4.67

802.11ax HEW20-BF_Nss1,(MCS0)_4TX

PSD

5500MHz

18/08/2022



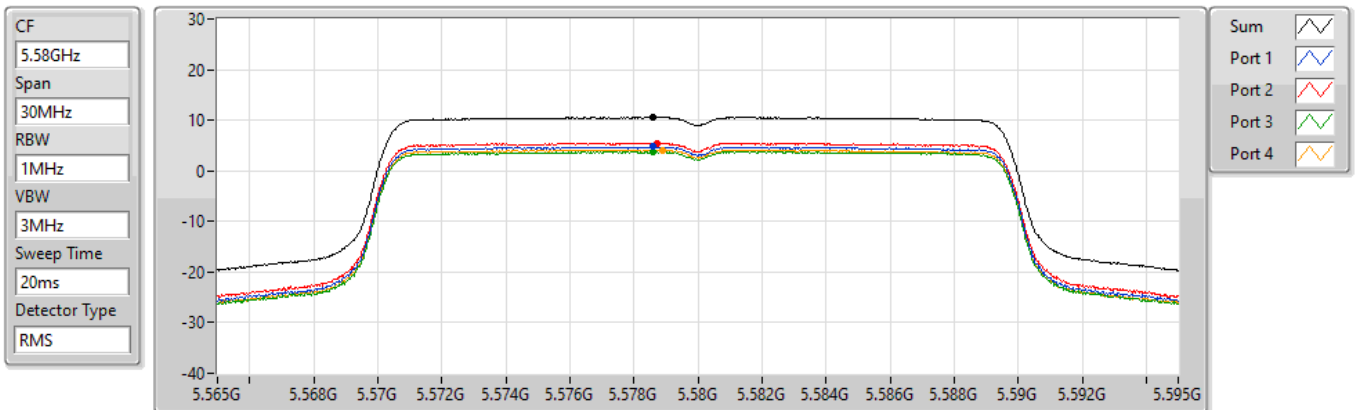
Sum	PD	Port 1	Port 2	Port 3	Port 4
(dBm/RBW)	(dBm/RBW)	(dBm/RBW)	(dBm/RBW)	(dBm/RBW)	(dBm/RBW)
10.71	10.71	4.54	5.69	4.12	4.47

802.11ax HEW20-BF_Nss1,(MCS0)_4TX

PSD

5580MHz

18/08/2022



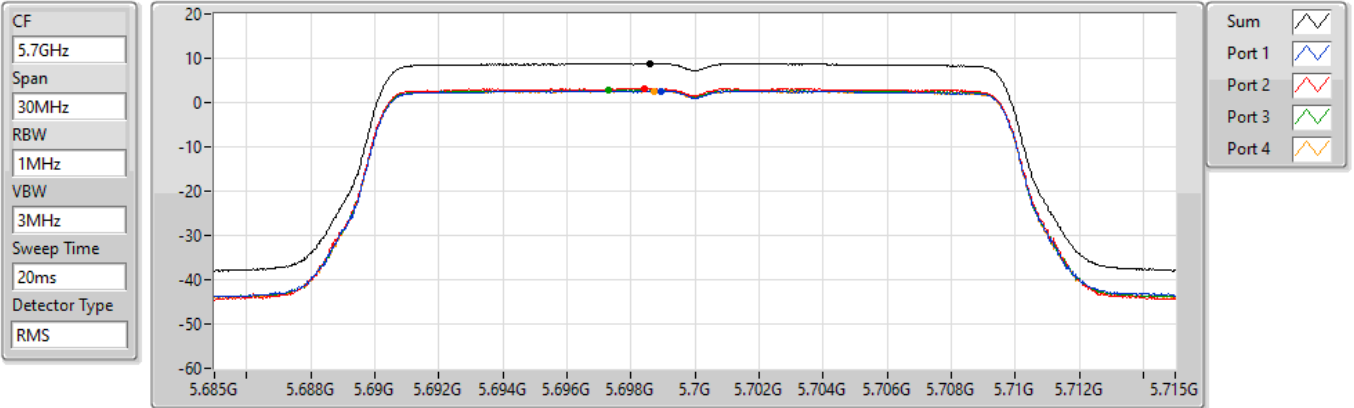
Sum	PD	Port 1	Port 2	Port 3	Port 4
(dBm/RBW)	(dBm/RBW)	(dBm/RBW)	(dBm/RBW)	(dBm/RBW)	(dBm/RBW)
10.57	10.57	4.72	5.52	3.79	4.15

802.11ax HEW20-BF_Nss1,(MCS0)_4TX

PSD

5700MHz

18/08/2022



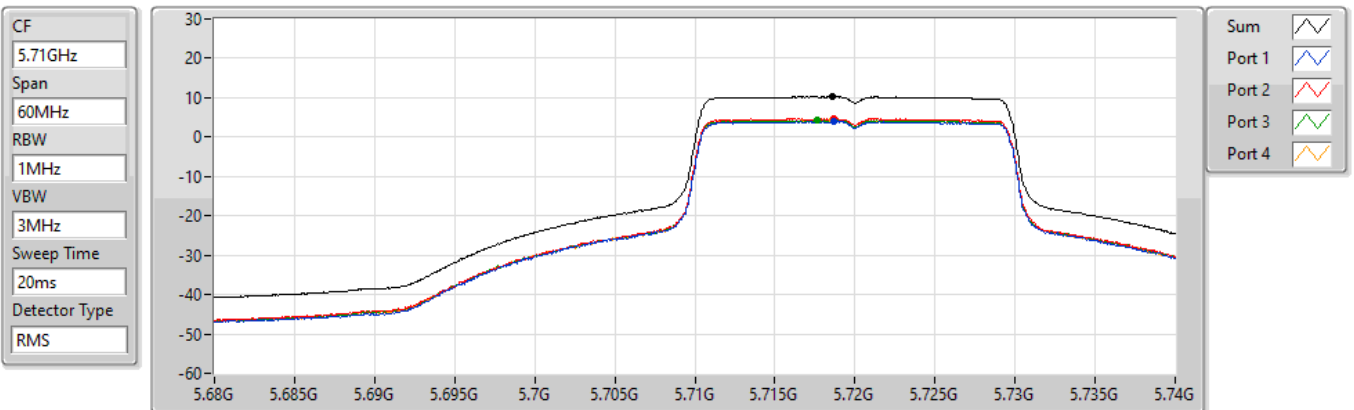
Sum	PD	Port 1	Port 2	Port 3	Port 4
(dBm/RBW)	(dBm/RBW)	(dBm/RBW)	(dBm/RBW)	(dBm/RBW)	(dBm/RBW)
8.76	8.76	2.64	3.18	2.83	2.58

802.11ax HEW20-BF_Nss1,(MCS0)_4TX

PSD

5720MHz Straddle 5.47-5.725GHz

18/08/2022



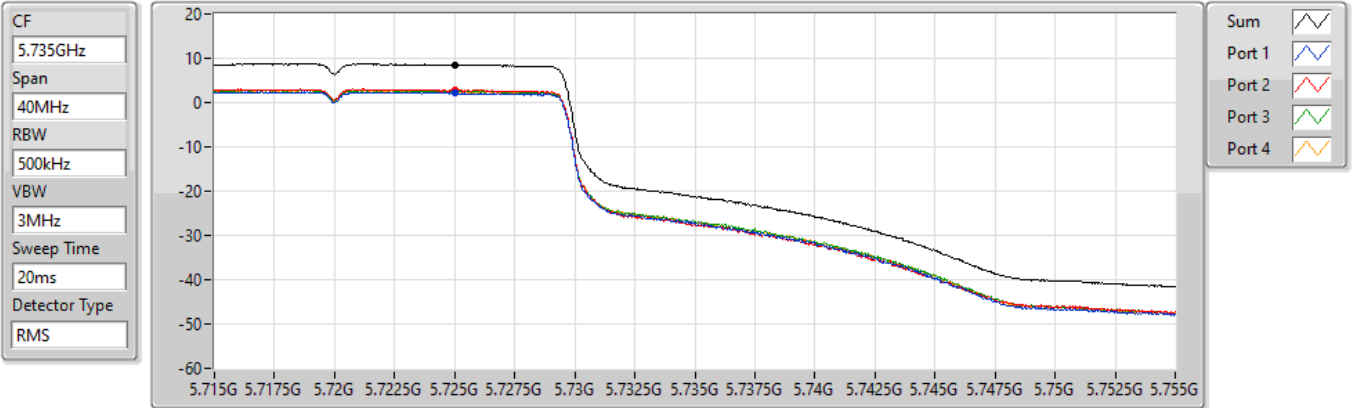
Sum	PD	Port 1	Port 2	Port 3	Port 4
(dBm/RBW)	(dBm/RBW)	(dBm/RBW)	(dBm/RBW)	(dBm/RBW)	(dBm/RBW)
10.22	10.22	3.90	4.63	4.23	4.18

802.11ax HEW20-BF_Nss1,(MCS0)_4TX

PSD

5720MHz Straddle 5.725-5.85GHz

18/08/2022



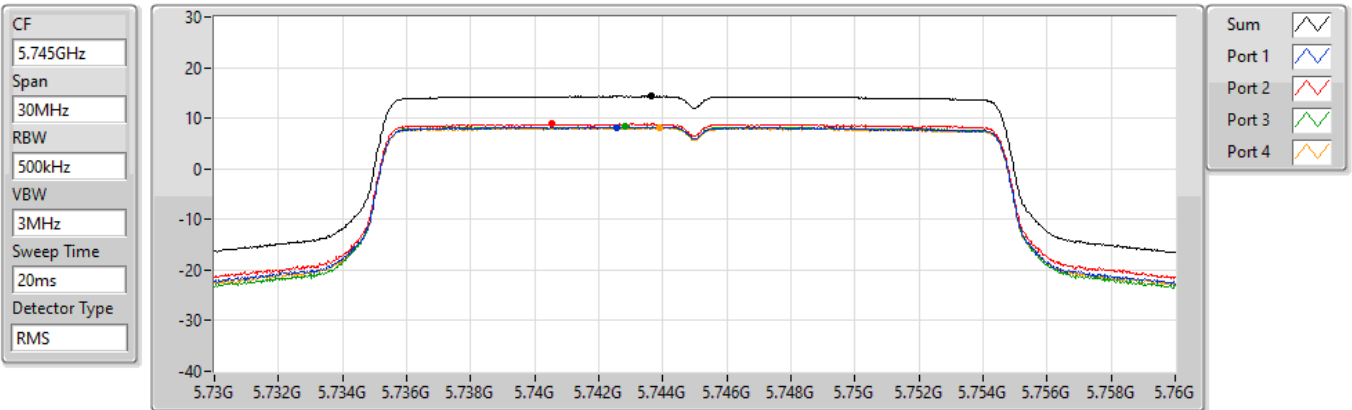
Sum	PD	Port 1	Port 2	Port 3	Port 4
(dBm/RBW)	(dBm/RBW)	(dBm/RBW)	(dBm/RBW)	(dBm/RBW)	(dBm/RBW)
8.57	8.57	2.17	2.84	2.62	2.55

802.11ax HEW20-BF_Nss1,(MCS0)_4TX

PSD

5745MHz

17/08/2022



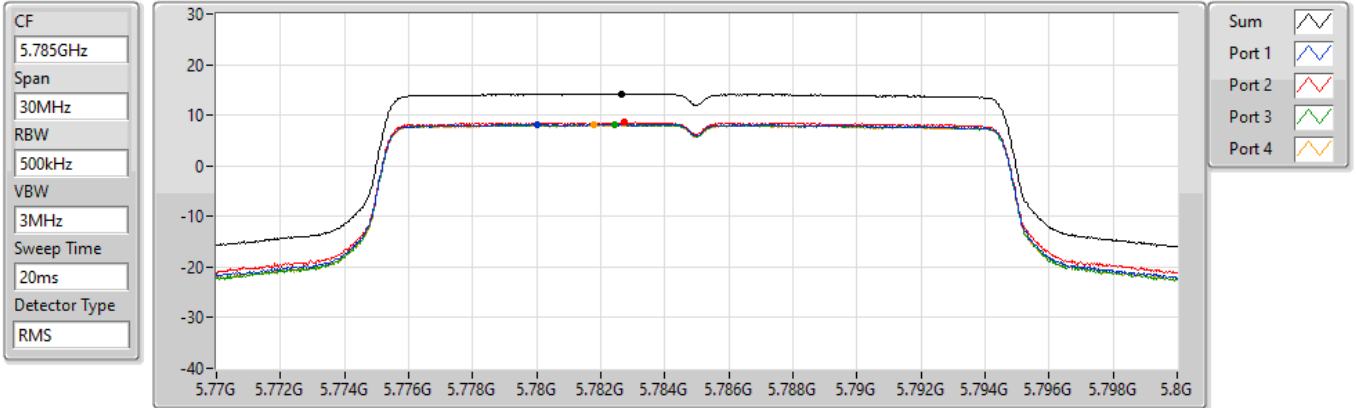
Sum	PD	Port 1	Port 2	Port 3	Port 4
(dBm/RBW)	(dBm/RBW)	(dBm/RBW)	(dBm/RBW)	(dBm/RBW)	(dBm/RBW)
14.38	14.38	8.25	8.89	8.33	8.17

802.11ax HEW20-BF_Nss1,(MCS0)_4TX

PSD

5785MHz

17/08/2022



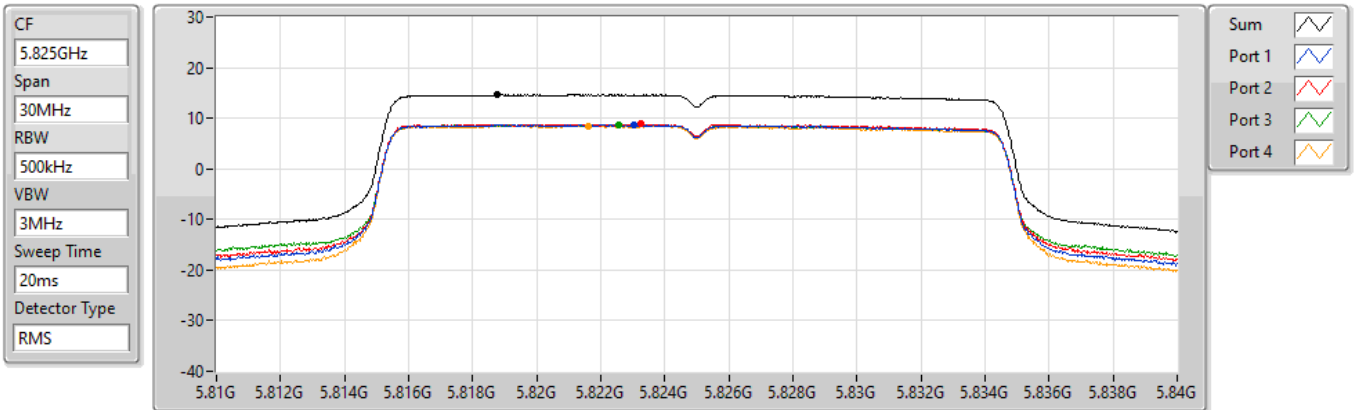
Sum	PD	Port 1	Port 2	Port 3	Port 4
(dBm/RBW)	(dBm/RBW)	(dBm/RBW)	(dBm/RBW)	(dBm/RBW)	(dBm/RBW)
14.20	14.20	8.21	8.55	8.17	8.08

802.11ax HEW20-BF_Nss1,(MCS0)_4TX

PSD

5825MHz

18/08/2022



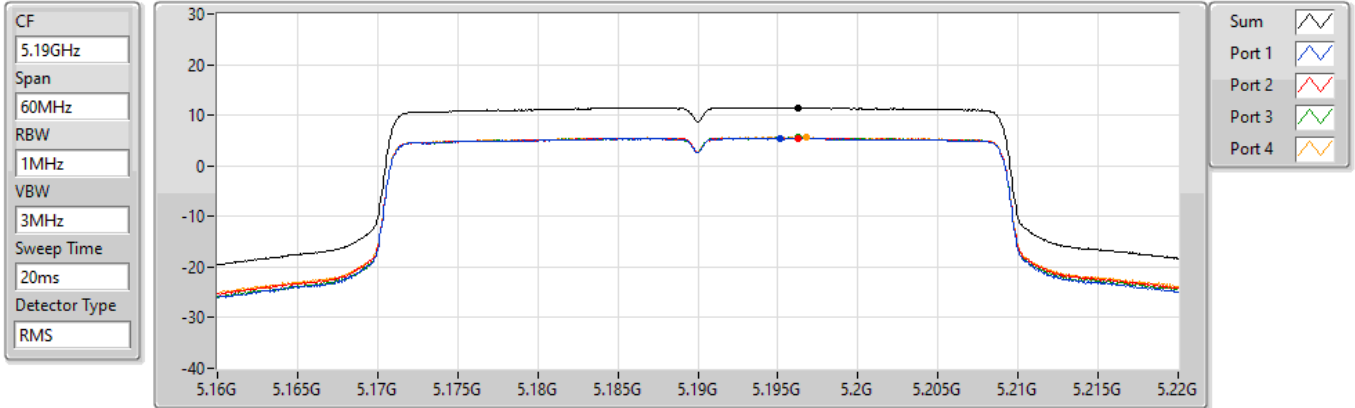
Sum	PD	Port 1	Port 2	Port 3	Port 4
(dBm/RBW)	(dBm/RBW)	(dBm/RBW)	(dBm/RBW)	(dBm/RBW)	(dBm/RBW)
14.62	14.62	8.66	8.81	8.73	8.53

802.11ax HEW40-BF_Nss1,(MCS0)_4TX

PSD

5190MHz

17/08/2022



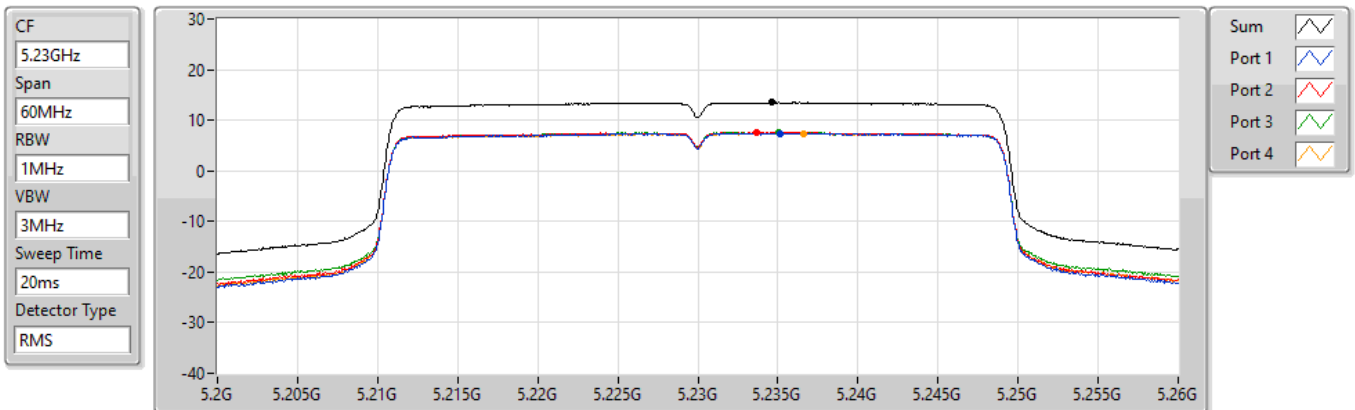
Sum	PD	Port 1	Port 2	Port 3	Port 4
(dBm/RBW)	(dBm/RBW)	(dBm/RBW)	(dBm/RBW)	(dBm/RBW)	(dBm/RBW)
11.52	11.52	5.46	5.52	5.58	5.61

802.11ax HEW40-BF_Nss1,(MCS0)_4TX

PSD

5230MHz

17/08/2022



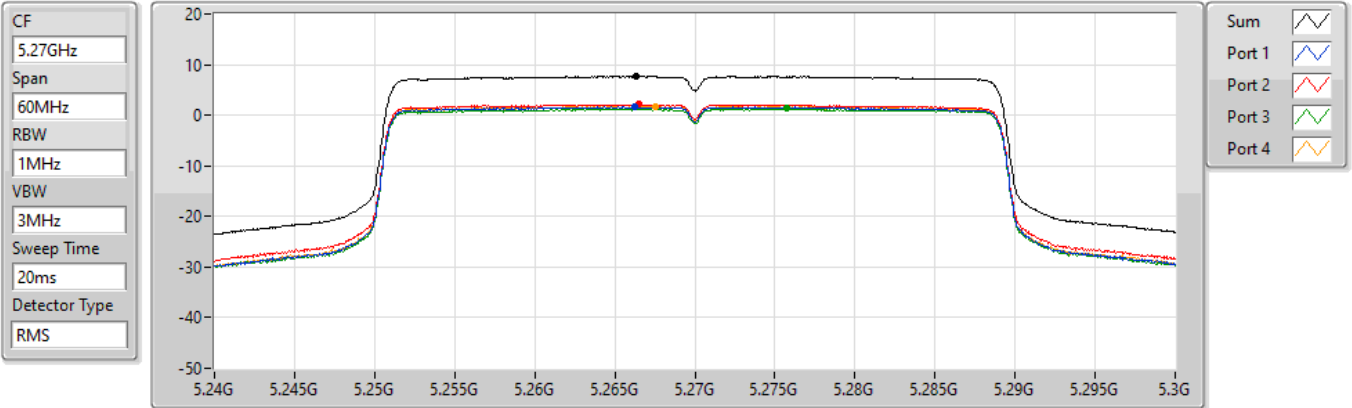
Sum	PD	Port 1	Port 2	Port 3	Port 4
(dBm/RBW)	(dBm/RBW)	(dBm/RBW)	(dBm/RBW)	(dBm/RBW)	(dBm/RBW)
13.49	13.49	7.41	7.63	7.67	7.43

802.11ax HEW40-BF_Nss1,(MCS0)_4TX

PSD

5270MHz

18/08/2022



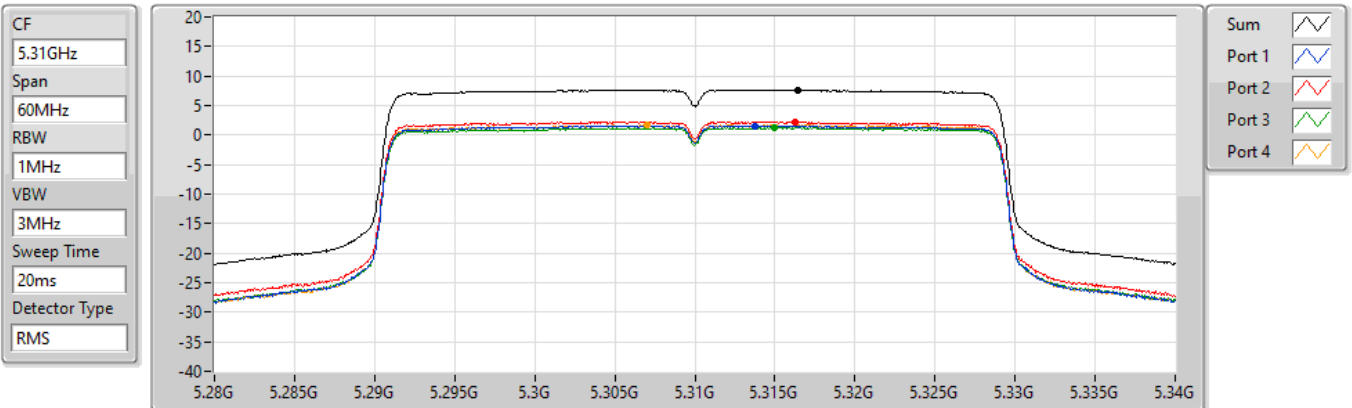
Sum	PD	Port 1	Port 2	Port 3	Port 4
(dBm/RBW)	(dBm/RBW)	(dBm/RBW)	(dBm/RBW)	(dBm/RBW)	(dBm/RBW)
7.65	7.65	1.61	2.12	1.30	1.74

802.11ax HEW40-BF_Nss1,(MCS0)_4TX

PSD

5310MHz

18/08/2022



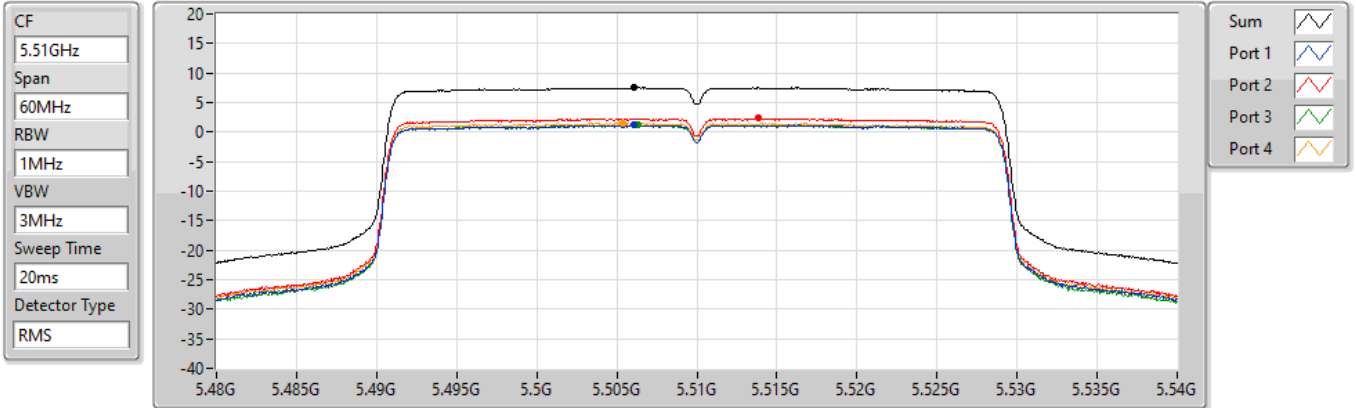
Sum	PD	Port 1	Port 2	Port 3	Port 4
(dBm/RBW)	(dBm/RBW)	(dBm/RBW)	(dBm/RBW)	(dBm/RBW)	(dBm/RBW)
7.69	7.69	1.58	2.25	1.25	1.70

802.11ax HEW40-BF_Nss1,(MCS0)_4TX

PSD

5510MHz

18/08/2022



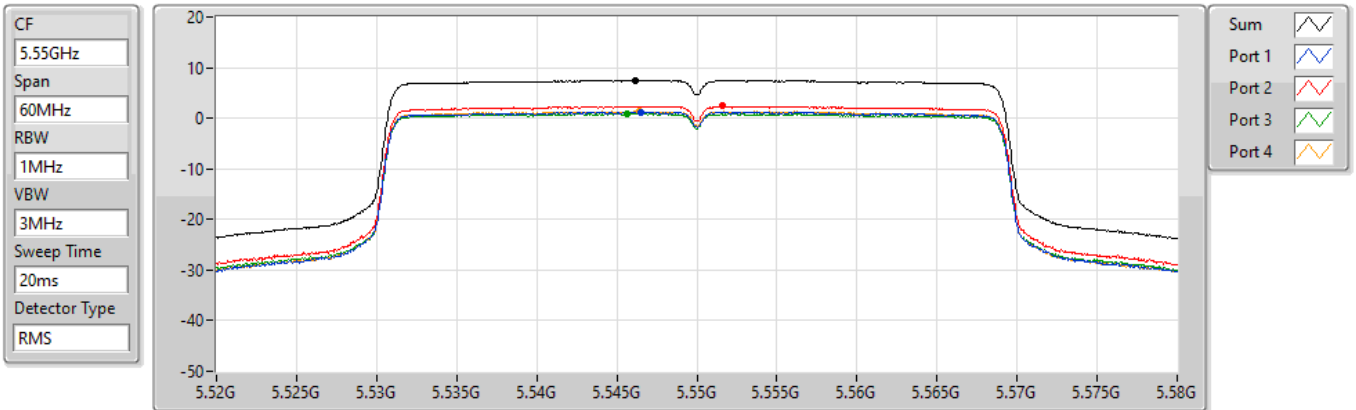
Sum	PD	Port 1	Port 2	Port 3	Port 4
(dBm/RBW)	(dBm/RBW)	(dBm/RBW)	(dBm/RBW)	(dBm/RBW)	(dBm/RBW)
7.50	7.50	1.18	2.31	1.14	1.47

802.11ax HEW40-BF_Nss1,(MCS0)_4TX

PSD

5550MHz

18/08/2022



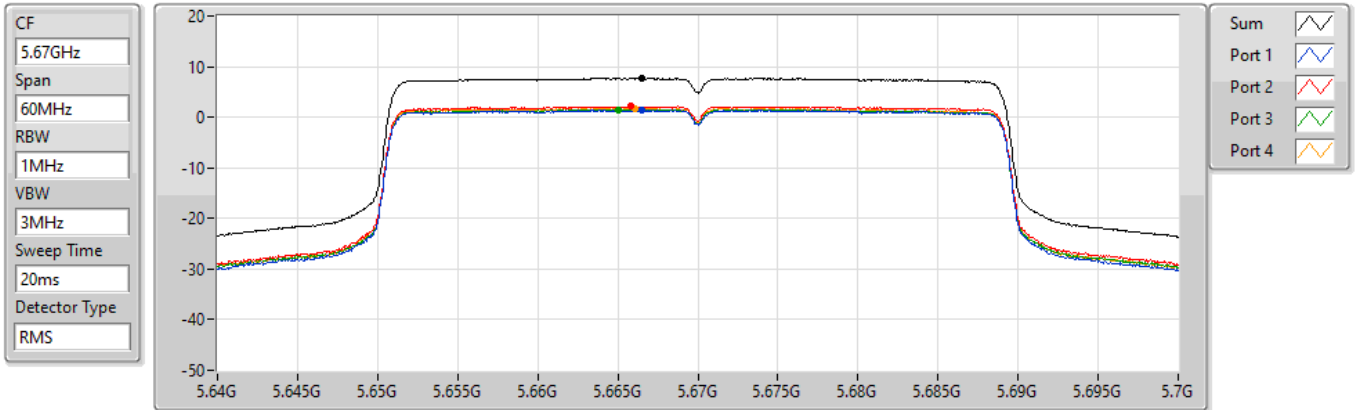
Sum	PD	Port 1	Port 2	Port 3	Port 4
(dBm/RBW)	(dBm/RBW)	(dBm/RBW)	(dBm/RBW)	(dBm/RBW)	(dBm/RBW)
7.46	7.46	1.22	2.39	0.95	1.35

802.11ax HEW40-BF_Nss1,(MCS0)_4TX

PSD

5670MHz

18/08/2022



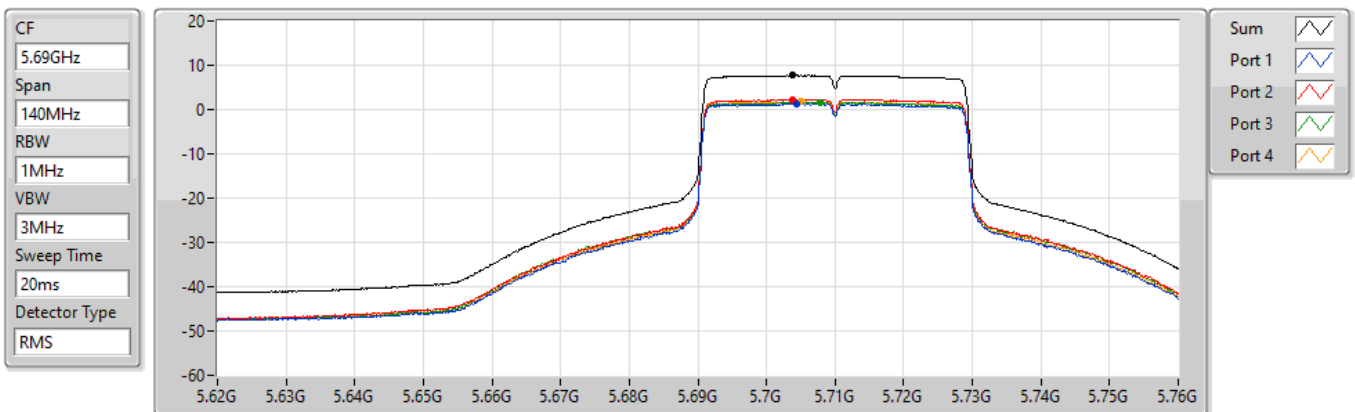
Sum	PD	Port 1	Port 2	Port 3	Port 4
(dBm/RBW)	(dBm/RBW)	(dBm/RBW)	(dBm/RBW)	(dBm/RBW)	(dBm/RBW)
7.64	7.64	1.40	2.11	1.46	1.71

802.11ax HEW40-BF_Nss1,(MCS0)_4TX

PSD

5710MHz Straddle 5.47-5.725GHz

18/08/2022



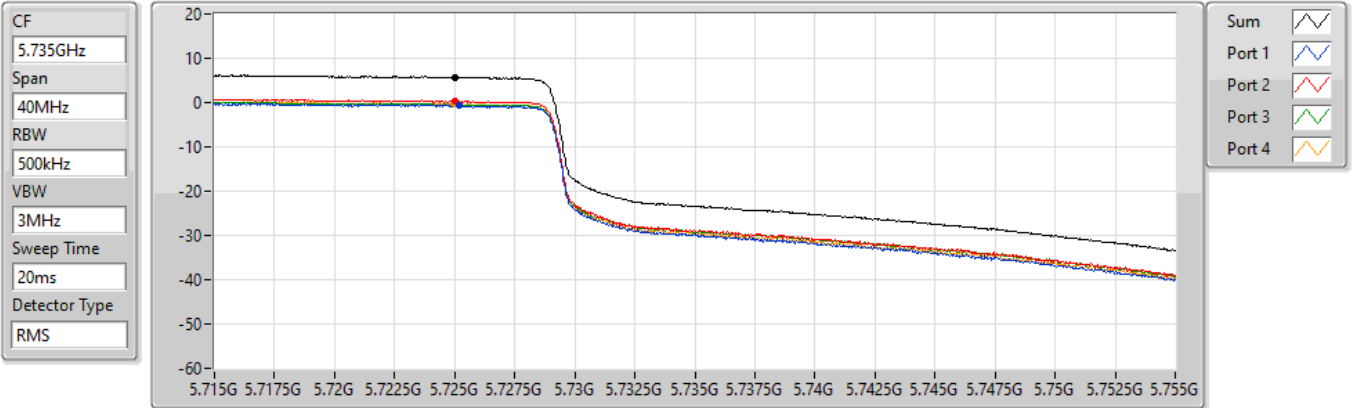
Sum	PD	Port 1	Port 2	Port 3	Port 4
(dBm/RBW)	(dBm/RBW)	(dBm/RBW)	(dBm/RBW)	(dBm/RBW)	(dBm/RBW)
7.71	7.71	1.30	2.28	1.57	1.78

802.11ax HEW40-BF_Nss1,(MCS0)_4TX

PSD

5710MHz Straddle 5.725-5.85GHz

18/08/2022



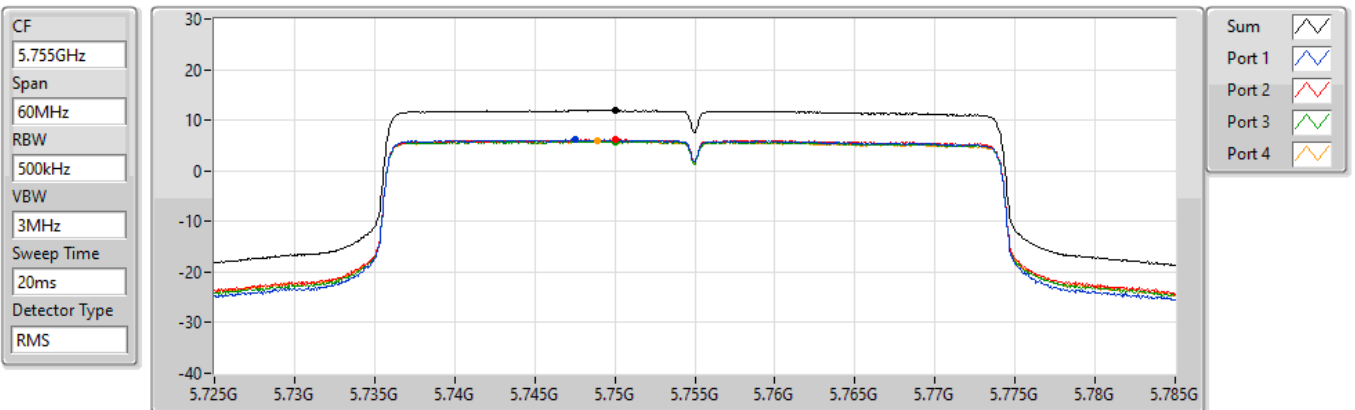
Sum	PD	Port 1	Port 2	Port 3	Port 4
(dBm/RBW)	(dBm/RBW)	(dBm/RBW)	(dBm/RBW)	(dBm/RBW)	(dBm/RBW)
5.67	5.67	-0.72	0.25	-0.50	-0.34

802.11ax HEW40-BF_Nss1,(MCS0)_4TX

PSD

5755MHz

17/08/2022



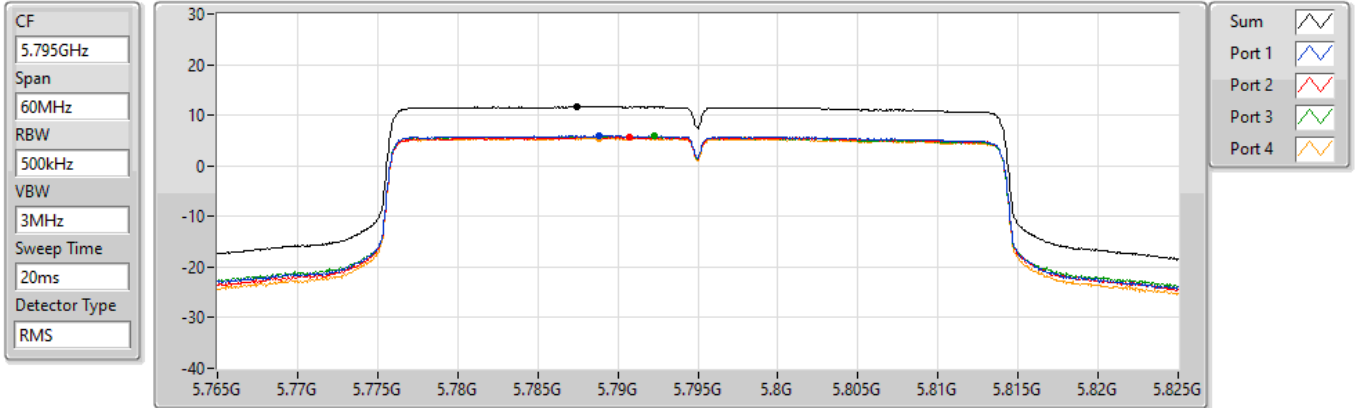
Sum	PD	Port 1	Port 2	Port 3	Port 4
(dBm/RBW)	(dBm/RBW)	(dBm/RBW)	(dBm/RBW)	(dBm/RBW)	(dBm/RBW)
11.96	11.96	6.10	6.17	5.80	5.87

802.11ax HEW40-BF_Nss1,(MCS0)_4TX

PSD

5795MHz

17/08/2022



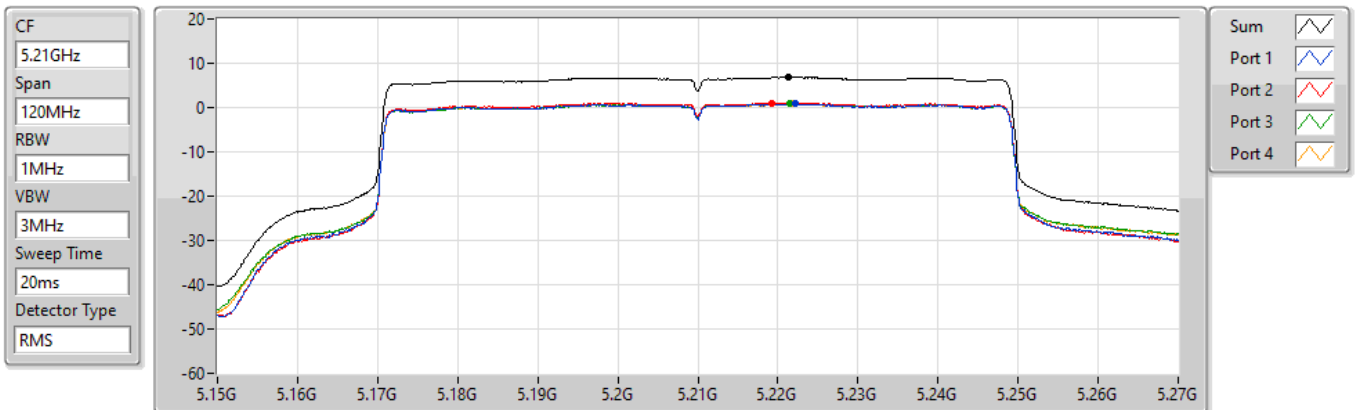
Sum	PD	Port 1	Port 2	Port 3	Port 4
(dBm/RBW)	(dBm/RBW)	(dBm/RBW)	(dBm/RBW)	(dBm/RBW)	(dBm/RBW)
11.70	11.70	5.95	5.66	5.84	5.52

802.11ax HEW80-BF_Nss1,(MCS0)_4TX

PSD

5210MHz

18/08/2022



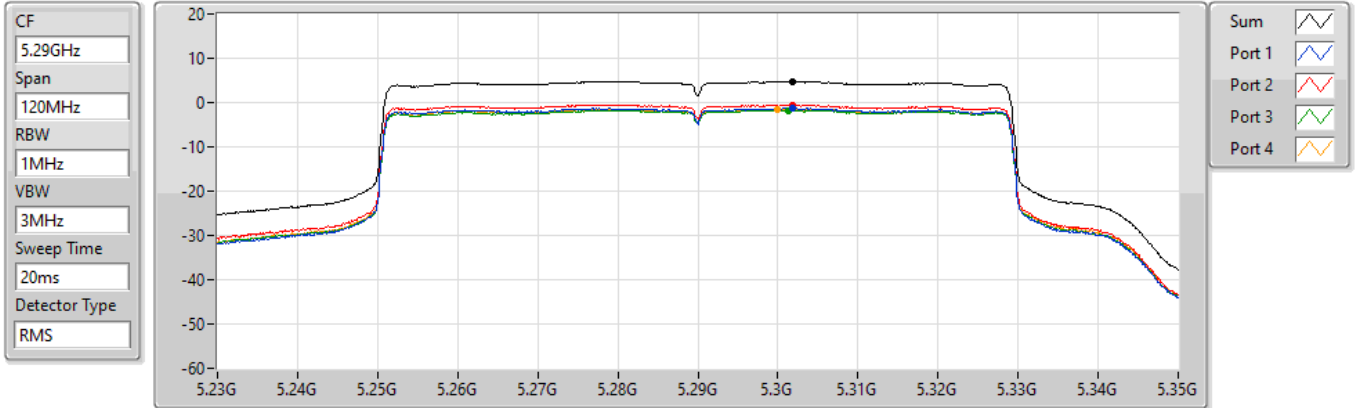
Sum	PD	Port 1	Port 2	Port 3	Port 4
(dBm/RBW)	(dBm/RBW)	(dBm/RBW)	(dBm/RBW)	(dBm/RBW)	(dBm/RBW)
6.88	6.88	0.82	1.05	0.89	0.84

802.11ax HEW80-BF_Nss1,(MCS0)_4TX

PSD

5290MHz

18/08/2022

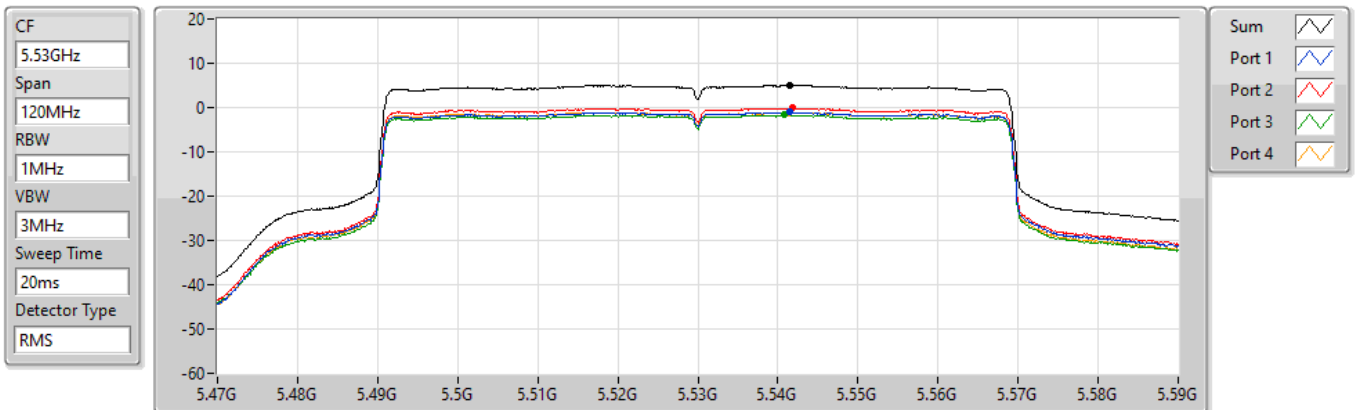


802.11ax HEW80-BF_Nss1,(MCS0)_4TX

PSD

5530MHz

18/08/2022

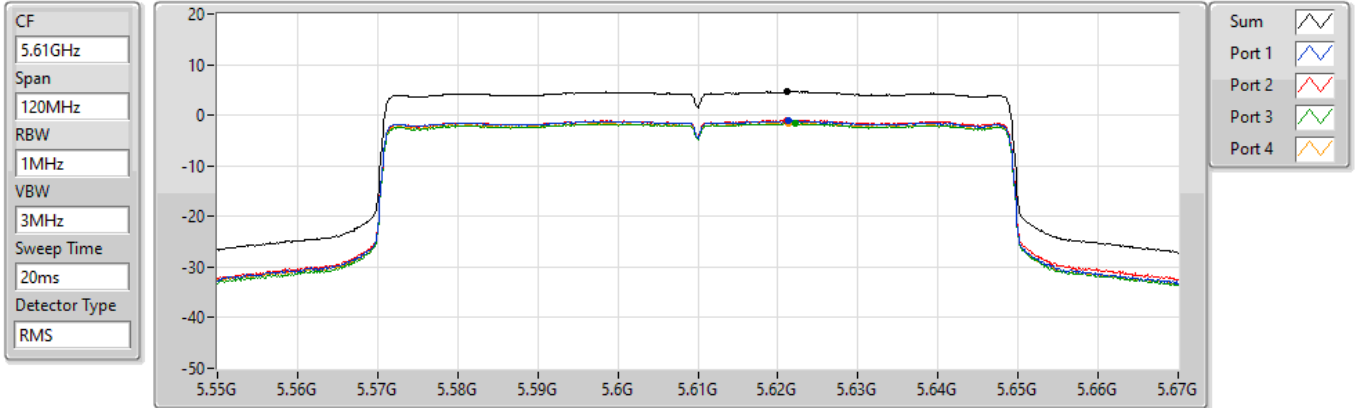


802.11ax HEW80-BF_Nss1,(MCS0)_4TX

PSD

5610MHz

18/08/2022



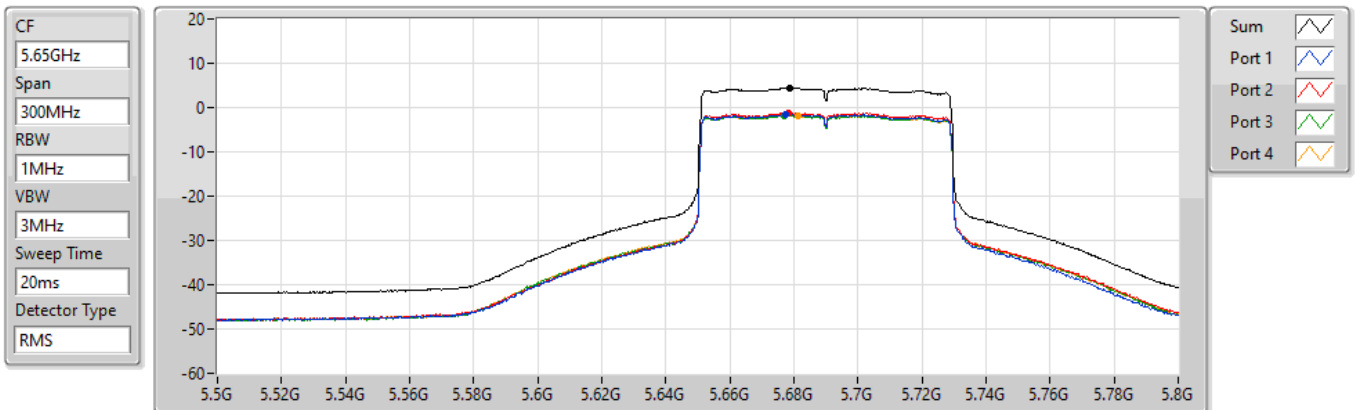
Sum	PD	Port 1	Port 2	Port 3	Port 4
(dBm/RBW)	(dBm/RBW)	(dBm/RBW)	(dBm/RBW)	(dBm/RBW)	(dBm/RBW)
4.67	4.67	-1.14	-0.98	-1.63	-1.53

802.11ax HEW80-BF_Nss1,(MCS0)_4TX

PSD

5690MHz Straddle 5.47-5.725GHz

18/08/2022



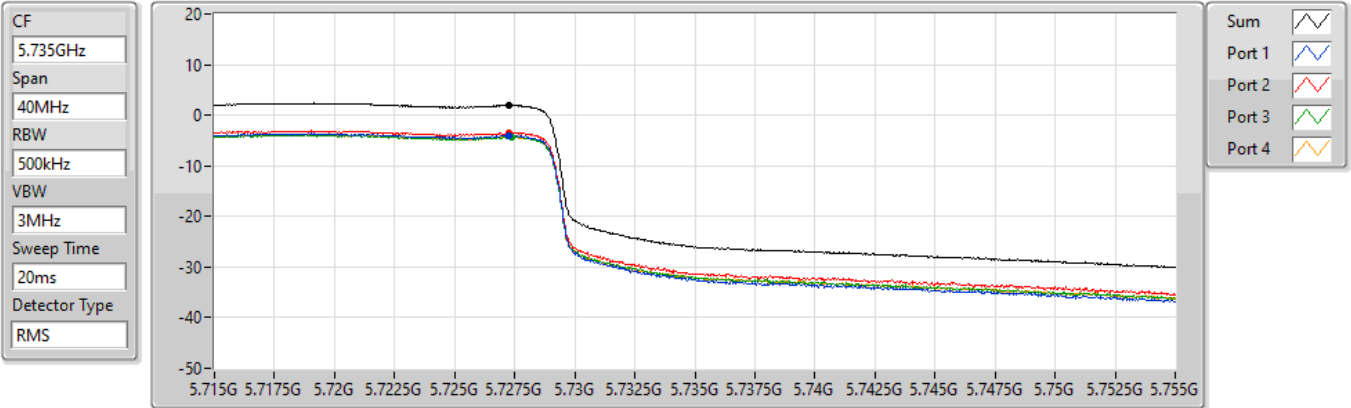
Sum	PD	Port 1	Port 2	Port 3	Port 4
(dBm/RBW)	(dBm/RBW)	(dBm/RBW)	(dBm/RBW)	(dBm/RBW)	(dBm/RBW)
4.38	4.38	-1.58	-1.26	-1.81	-1.76

802.11ax HEW80-BF_Nss1,(MCS0)_4TX

PSD

5690MHz Straddle 5.725-5.85GHz

18/08/2022



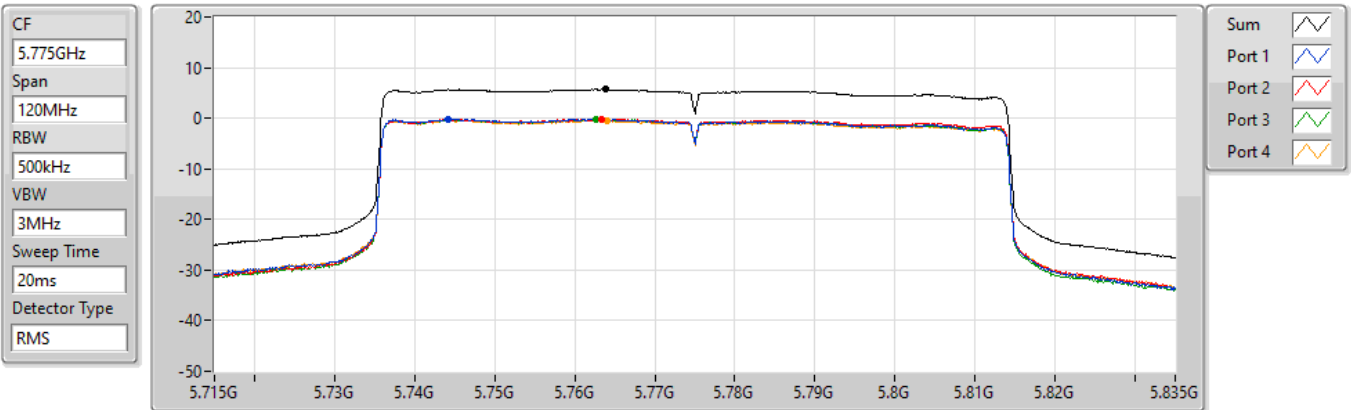
Sum	PD	Port 1	Port 2	Port 3	Port 4
(dBm/RBW)	(dBm/RBW)	(dBm/RBW)	(dBm/RBW)	(dBm/RBW)	(dBm/RBW)
1.95	1.95	-4.01	-3.53	-4.33	-4.29

802.11ax HEW80-BF_Nss1,(MCS0)_4TX

PSD

5775MHz

18/08/2022



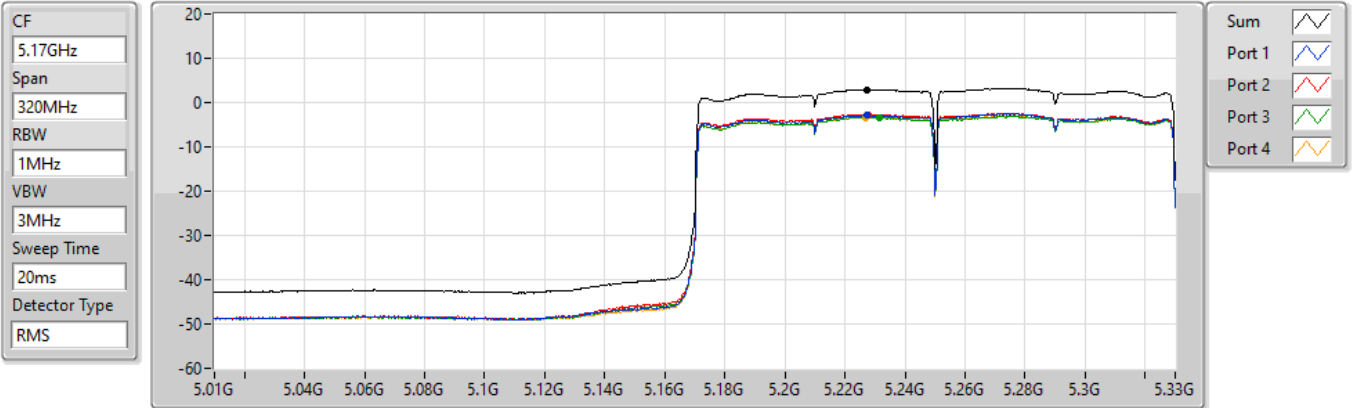
Sum	PD	Port 1	Port 2	Port 3	Port 4
(dBm/RBW)	(dBm/RBW)	(dBm/RBW)	(dBm/RBW)	(dBm/RBW)	(dBm/RBW)
5.74	5.74	-0.12	-0.14	-0.17	-0.39

802.11ax HEW160-BF_Nss1,(MCS0)_4TX

PSD

5250MHz Straddle 5.15-5.25GHz

18/08/2022



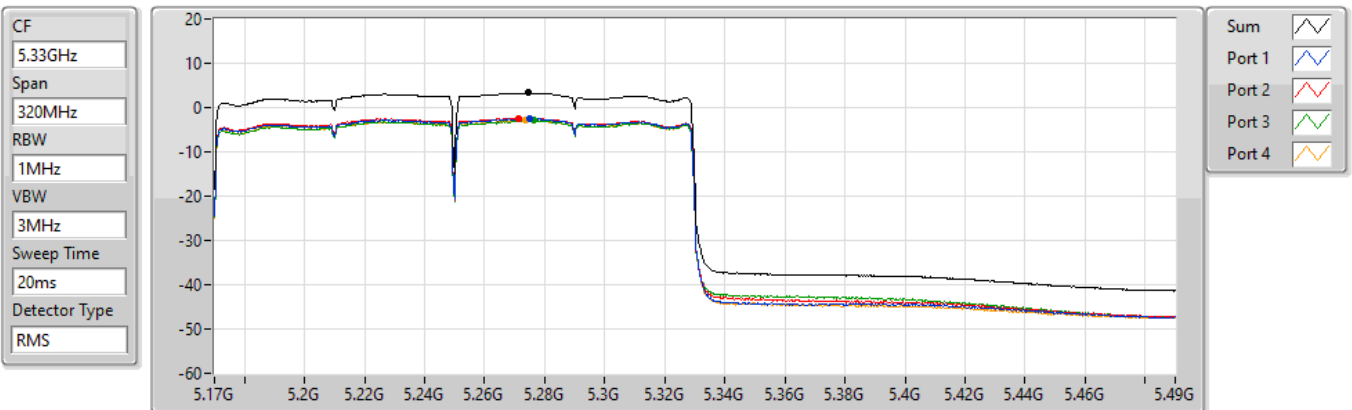
Sum	PD	Port 1	Port 2	Port 3	Port 4
(dBm/RBW)	(dBm/RBW)	(dBm/RBW)	(dBm/RBW)	(dBm/RBW)	(dBm/RBW)
2.92	2.92	-2.89	-2.68	-3.29	-3.36

802.11ax HEW160-BF_Nss1,(MCS0)_4TX

PSD

5250MHz Straddle 5.25-5.35GHz

18/08/2022



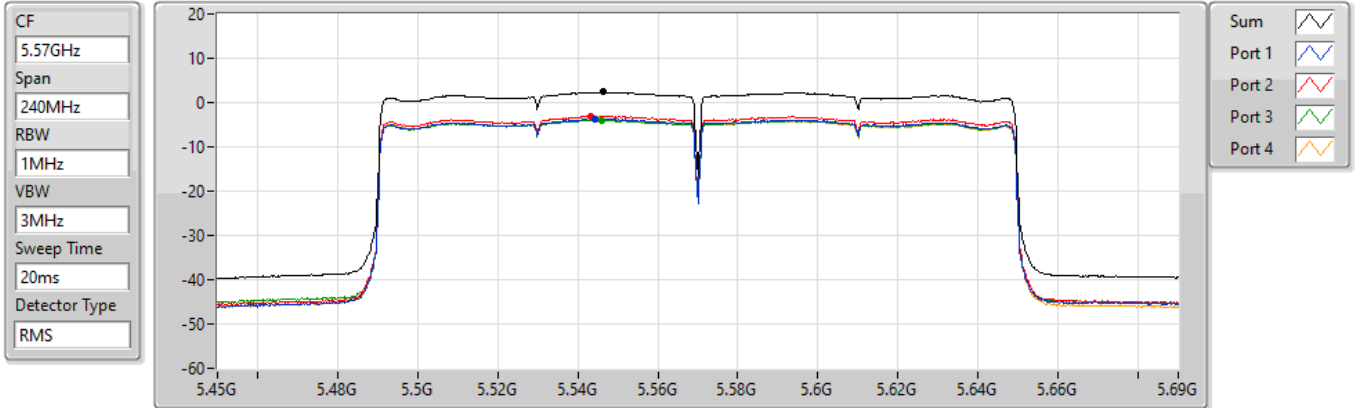
Sum	PD	Port 1	Port 2	Port 3	Port 4
(dBm/RBW)	(dBm/RBW)	(dBm/RBW)	(dBm/RBW)	(dBm/RBW)	(dBm/RBW)
3.29	3.29	-2.50	-2.36	-2.96	-2.93

802.11ax HEW160-BF_Nss1,(MCS0)_4TX

PSD

5570MHz

18/08/2022



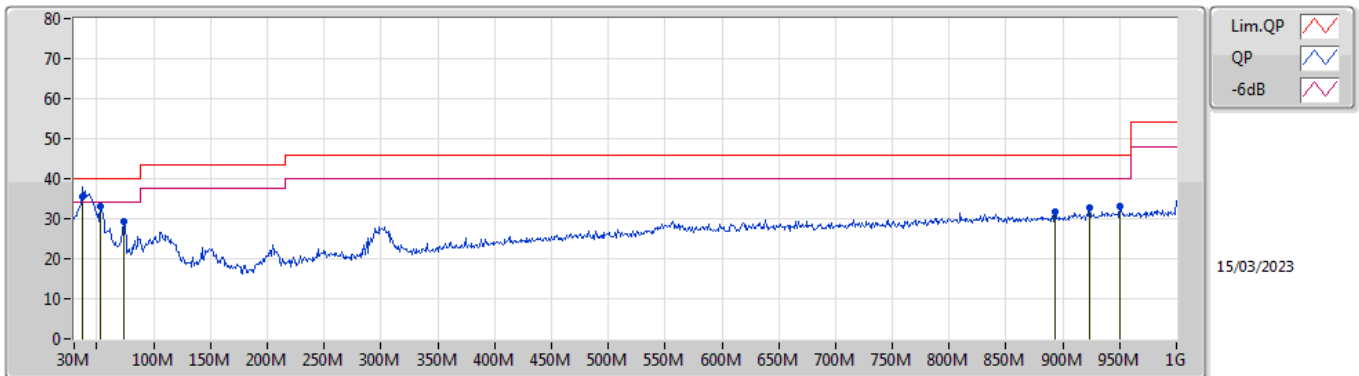
Sum	PD	Port 1	Port 2	Port 3	Port 4
(dBm/RBW)	(dBm/RBW)	(dBm/RBW)	(dBm/RBW)	(dBm/RBW)	(dBm/RBW)
2.37	2.37	-3.66	-3.04	-3.97	-3.85



Summary

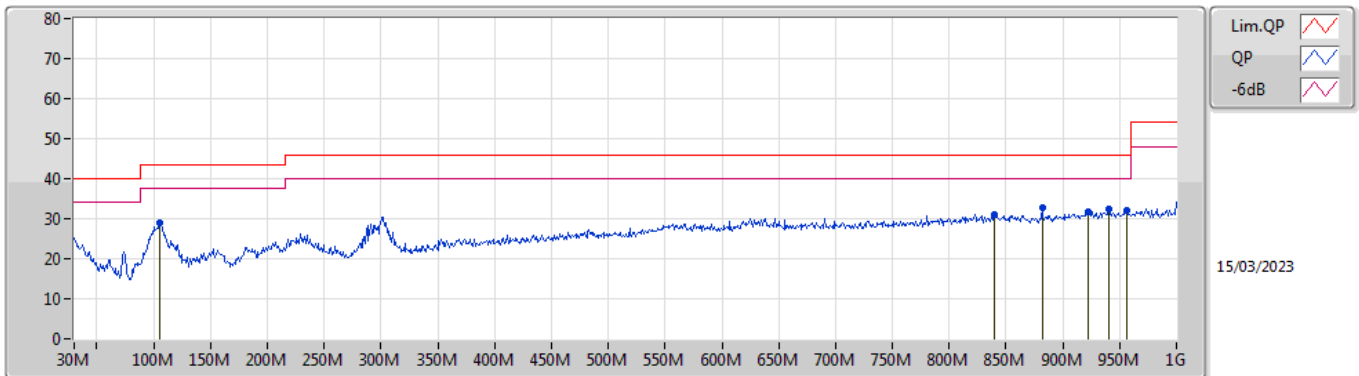
Mode	Result	Type	Freq (Hz)	Level (dBuV/m)	Limit (dBuV/m)	Margin (dB)	Condition
Mode 2	Pass	QP	37.76M	35.36	40.00	-4.64	Vertical

Mode 2



Type	Freq (Hz)	Level (dBuV/m)	Limit (dBuV/m)	Margin (dB)	Factor (dB/m)	Dist (m)	Condition	Azimuth (°)	Height (m)	Comment	Raw (dBuV/m)	AF (dB/m)	CL (dB)	PA (dB)
QP	37.76M	35.36	40.00	-4.64	-10.75	3	Vertical	279	1.00	"Worst"	46.11	19.85	1.12	31.72
PK	53.28M	33.02	40.00	-6.98	-17.63	3	Vertical	227	1.00	-	50.65	12.96	1.29	31.88
PK	73.65M	29.29	40.00	-10.71	-18.26	3	Vertical	357	1.50	-	47.55	12.22	1.49	31.97
PK	893.3M	31.86	46.00	-14.14	-0.69	3	Vertical	0	1.50	-	32.55	26.17	5.63	32.49
PK	923.37M	32.65	46.00	-13.35	-0.64	3	Vertical	201	1.00	-	33.29	26.17	5.68	32.49
PK	950.53M	33.15	46.00	-12.85	-0.31	3	Vertical	201	1.00	-	33.46	26.48	5.69	32.48

Mode 2



Type	Freq (Hz)	Level (dBuV/m)	Limit (dBuV/m)	Margin (dB)	Factor (dB/m)	Dist (m)	Condition	Azimuth (°)	Height (m)	Comment	Raw (dBuV/m)	AF (dB/m)	CL (dB)	PA (dB)
PK	104.69M	28.84	43.50	-14.66	-12.97	3	Horizontal	263	1.50	-	41.81	17.25	1.75	31.97
PK	839.95M	31.20	46.00	-14.80	-1.33	3	Horizontal	87	1.00	-	32.53	25.80	5.36	32.49
PK	881.66M	32.61	46.00	-13.39	-0.85	3	Horizontal	237	2.00	"Worst"	33.46	26.07	5.57	32.49
PK	922.4M	31.73	46.00	-14.27	-0.65	3	Horizontal	0	1.00	-	32.38	26.16	5.68	32.49
PK	940.83M	32.34	46.00	-13.66	-0.41	3	Horizontal	158	1.50	-	32.75	26.38	5.69	32.48
PK	956.35M	32.17	46.00	-13.83	-0.15	3	Horizontal	360	1.25	-	32.32	26.60	5.71	32.46

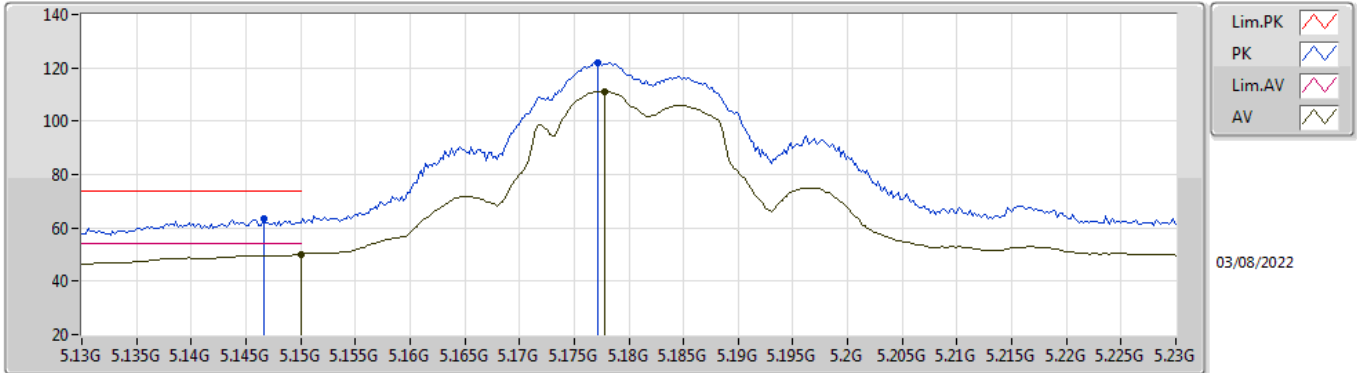


Summary

Mode	Result	Type	Freq (Hz)	Level (dBuV/m)	Limit (dBuV/m)	Margin (dB)	Dist (m)	Condition	Azimuth (°)	Height (m)	Comments
5.725-5.85GHz	-	-	-	-	-	-	-	-	-	-	-
802.11ax HEW20_Nss1,(MCS0)_4TX	Pass	PK	5.639G	68.04	68.20	-0.16	3	Vertical	12	1.60	-

802.11a_Nss1,(6Mbps)_4TX

5180MHz_TnomVnom

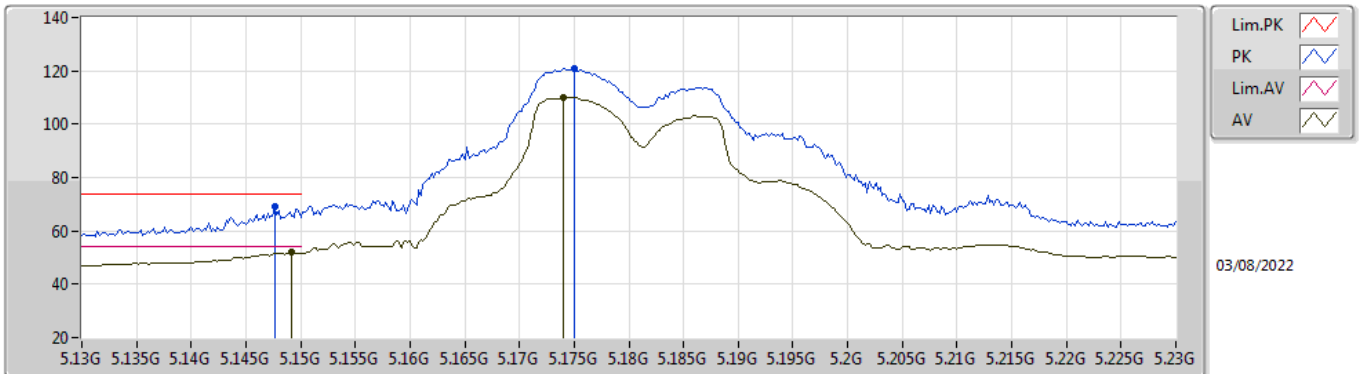


EUT Y_4TX
Setting 92
02-F-G-4-10

Type	Freq (Hz)	Level (dBuV/m)	Limit (dBuV/m)	Margin (dB)	Raw (dBuV)	Dist (m)	Condition	Azimuth (°)	Height (m)	Comment	AF (dB)	CL (dB)	PA (dB)
PK	5.1466G	63.61	74.00	-10.39	55.50	3	Vertical	38	2.15	-	33.59	5.25	30.73
AV	5.15G	50.23	54.00	-3.77	42.11	3	Vertical	38	2.15	-	33.60	5.25	30.73
PK	5.1772G	122.05	Inf	-Inf	113.85	3	Vertical	38	2.15	-	33.65	5.28	30.73
AV	5.1778G	111.20	Inf	-Inf	102.99	3	Vertical	38	2.15	-	33.66	5.28	30.73

802.11a_Nss1,(6Mbps)_4TX

5180MHz_TnomVnom

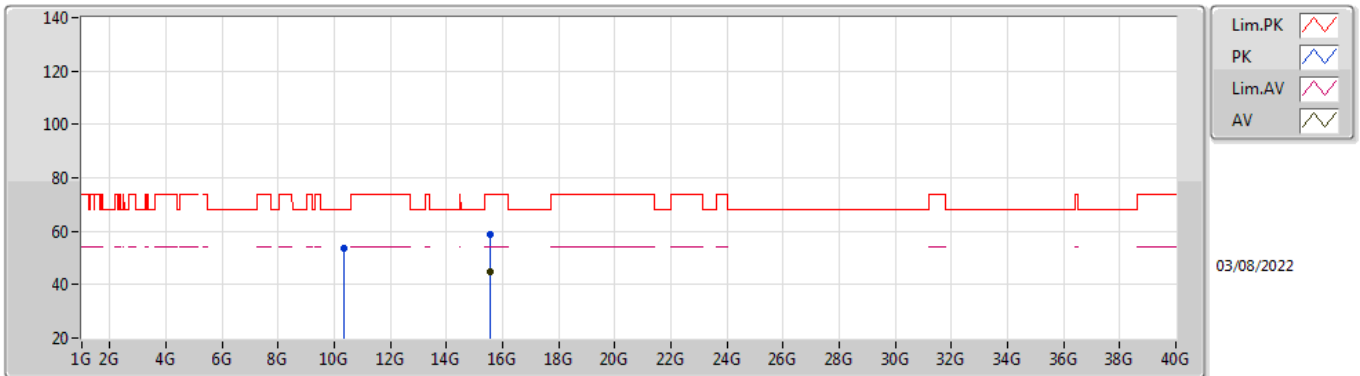


EUT Y_4TX
Setting 92
02-F-G-4-10

Type	Freq (Hz)	Level (dBuV/m)	Limit (dBuV/m)	Margin (dB)	Raw (dBuV)	Dist (m)	Condition	Azimuth (°)	Height (m)	Comment	AF (dB)	CL (dB)	PA (dB)
PK	5.1476G	69.28	74.00	-4.72	61.16	3	Horizontal	11	1.80	-	33.60	5.25	30.73
AV	5.1492G	52.01	54.00	-1.99	43.89	3	Horizontal	11	1.80	-	33.60	5.25	30.73
PK	5.175G	120.69	Inf	-Inf	112.50	3	Horizontal	11	1.80	-	33.65	5.27	30.73
AV	5.174G	109.96	Inf	-Inf	101.77	3	Horizontal	11	1.80	-	33.65	5.27	30.73

802.11a_Nss1,(6Mbps)_4TX

5180MHz_TnomVnom

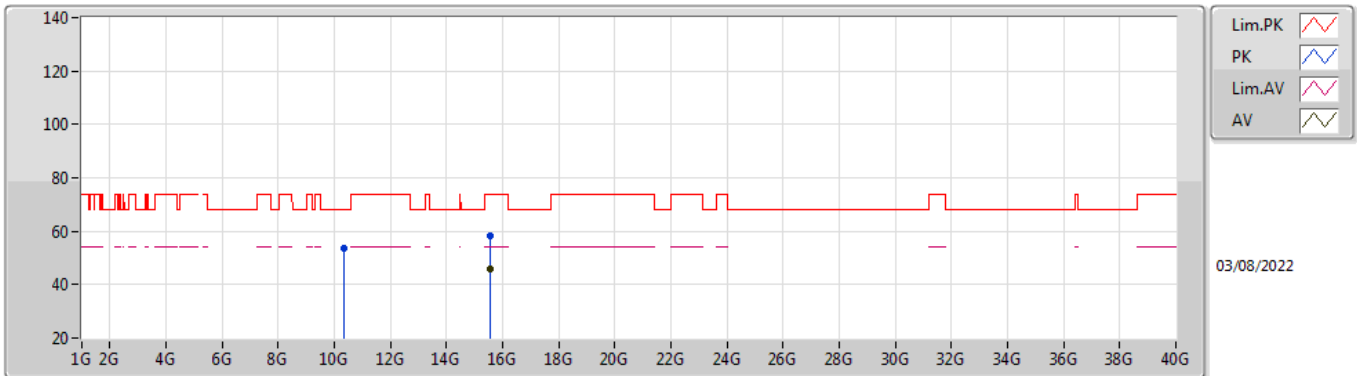


EUT Y_4TX
Setting 92
02-F-G-4

Type	Freq (Hz)	Level (dBuV/m)	Limit (dBuV/m)	Margin (dB)	Raw (dBuV)	Dist (m)	Condition	Azimuth (°)	Height (m)	Comment	AF (dB)	CL (dB)	PA (dB)
PK	10.35048G	53.76	68.20	-14.44	39.50	3	Vertical	2	1.97	-	38.65	7.44	31.83
PK	15.54816G	58.67	74.00	-15.33	42.42	3	Vertical	359	2.94	-	37.81	9.80	31.36
AV	15.53336G	45.02	54.00	-8.98	28.68	3	Vertical	359	2.94	-	37.90	9.79	31.35

802.11a_Nss1,(6Mbps)_4TX

5180MHz_TnomVnom

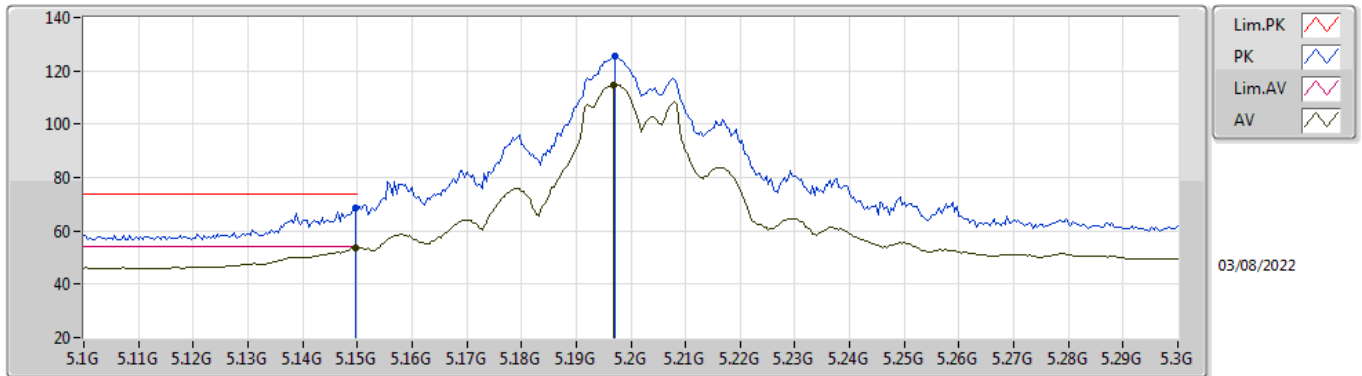


EUT Y_4TX
Setting 92
02-F-G-4

Type	Freq (Hz)	Level (dBuV/m)	Limit (dBuV/m)	Margin (dB)	Raw (dBuV)	Dist (m)	Condition	Azimuth (°)	Height (m)	Comment	AF (dB)	CL (dB)	PA (dB)
PK	10.35256G	53.47	68.20	-14.73	39.21	3	Horizontal	28	1.54	-	38.65	7.44	31.83
PK	15.54832G	58.38	74.00	-15.62	42.13	3	Horizontal	211	2.06	-	37.81	9.80	31.36
AV	15.54336G	45.66	54.00	-8.34	29.38	3	Horizontal	211	2.06	-	37.84	9.79	31.35

802.11a_Nss1,(6Mbps)_4TX

5200MHz_TnomVnom

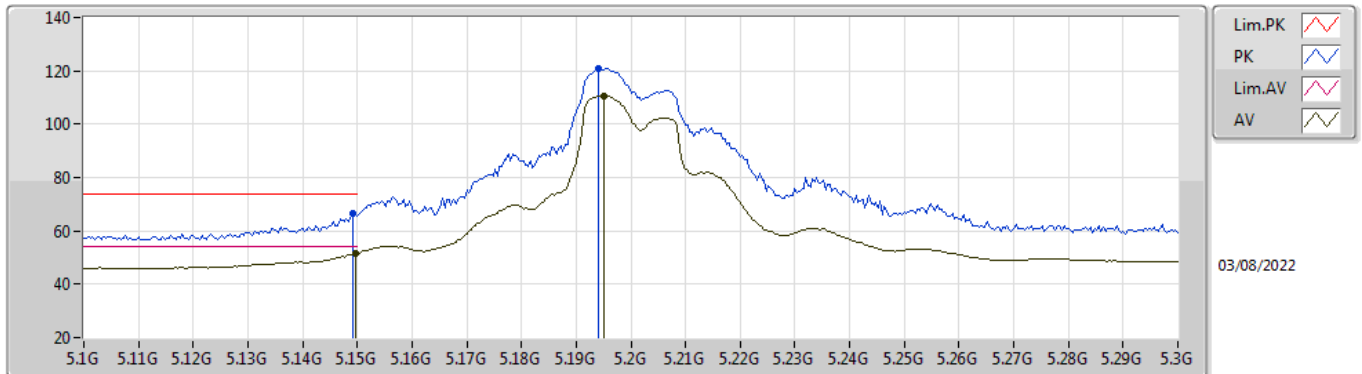


EUT Y_4TX
Setting 98
02-F-K-3-10

Type	Freq (Hz)	Level (dBuV/m)	Limit (dBuV/m)	Margin (dB)	Raw (dBuV)	Dist (m)	Condition	Azimuth (°)	Height (m)	Comment	AF (dB)	CL (dB)	PA (dB)
PK	5.1496G	68.76	74.00	-5.24	60.64	3	Vertical	347	2.22	-	33.60	5.25	30.73
AV	5.1496G	53.76	54.00	-0.24	45.64	3	Vertical	347	2.22	-	33.60	5.25	30.73
PK	5.1972G	125.27	Inf	-Inf	117.01	3	Vertical	347	2.22	-	33.69	5.30	30.73
AV	5.1968G	114.79	Inf	-Inf	106.53	3	Vertical	347	2.22	-	33.69	5.30	30.73

802.11a_Nss1,(6Mbps)_4TX

5200MHz_TnomVnom

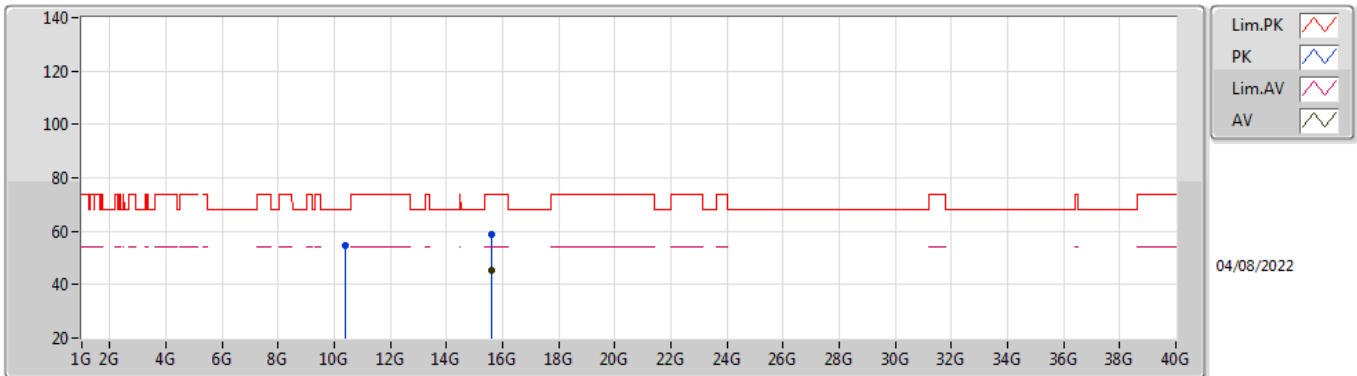


EUT Y_4TX
Setting 98
02-F-K-3-10

Type	Freq (Hz)	Level (dBuV/m)	Limit (dBuV/m)	Margin (dB)	Raw (dBuV)	Dist (m)	Condition	Azimuth (°)	Height (m)	Comment	AF (dB)	CL (dB)	PA (dB)
PK	5.1492G	66.65	74.00	-7.35	58.53	3	Horizontal	14	2.02	-	33.60	5.25	30.73
AV	5.1496G	51.50	54.00	-2.50	43.38	3	Horizontal	14	2.02	-	33.60	5.25	30.73
PK	5.194G	120.77	Inf	-Inf	112.52	3	Horizontal	14	2.02	-	33.69	5.29	30.73
AV	5.1952G	110.61	Inf	-Inf	102.35	3	Horizontal	14	2.02	-	33.69	5.30	30.73

802.11a_Nss1,(6Mbps)_4TX

5200MHz_TnomVnom

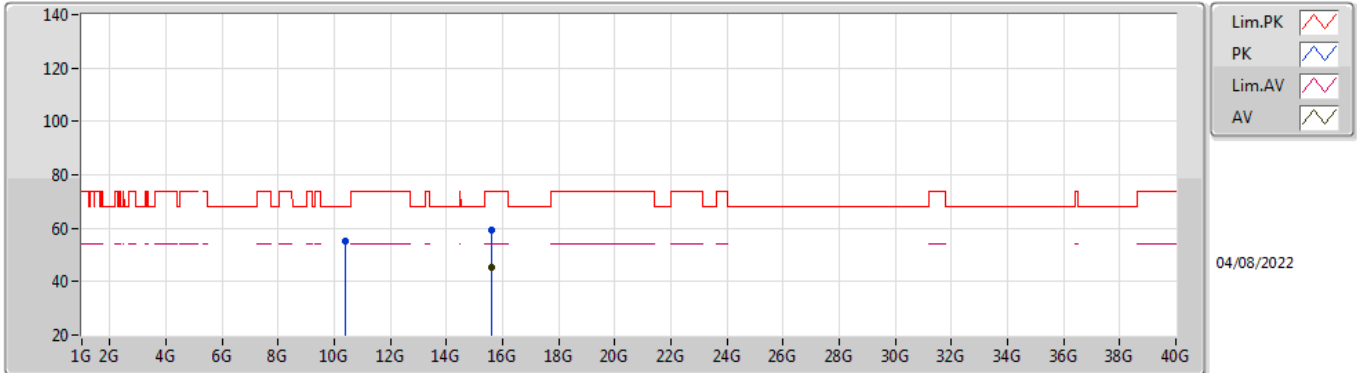


EUT Y_4TX
Setting 98
02-F-G-4

Type	Freq (Hz)	Level (dBuV/m)	Limit (dBuV/m)	Margin (dB)	Raw (dBuV)	Dist (m)	Condition	Azimuth (°)	Height (m)	Comment	AF (dB)	CL (dB)	PA (dB)
PK	10.40152G	54.68	68.20	-13.52	40.45	3	Vertical	98	2.69	-	38.60	7.46	31.83
PK	15.60312G	59.05	74.00	-14.95	43.11	3	Vertical	41	2.02	-	37.50	9.82	31.38
AV	15.60152G	45.31	54.00	-8.69	29.37	3	Vertical	41	2.02	-	37.50	9.82	31.38

802.11a_Nss1,(6Mbps)_4TX

5200MHz_TnomVnom

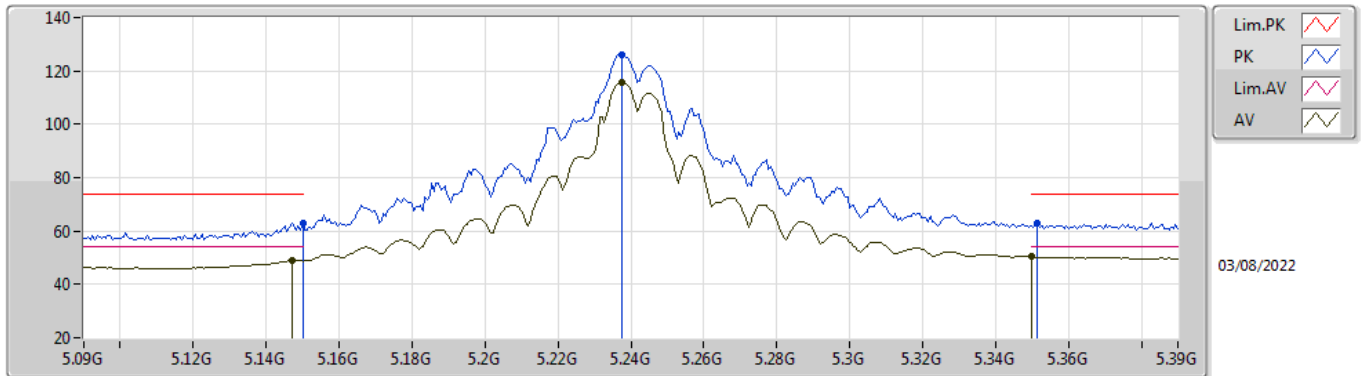


EUT Y_4TX
Setting 98
02-F-G-4

Type	Freq (Hz)	Level (dBuV/m)	Limit (dBuV/m)	Margin (dB)	Raw (dBuV)	Dist (m)	Condition	Azimuth (°)	Height (m)	Comment	AF (dB)	CL (dB)	PA (dB)
PK	10.39976G	54.99	68.20	-13.21	40.76	3	Horizontal	205	2.84	-	38.60	7.46	31.83
PK	15.60428G	59.14	74.00	-14.86	43.20	3	Horizontal	235	2.51	-	37.50	9.82	31.38
AV	15.60616G	45.37	54.00	-8.63	29.44	3	Horizontal	235	2.51	-	37.50	9.82	31.39

802.11a_Nss1,(6Mbps)_4TX

5240MHz_TnomVnom

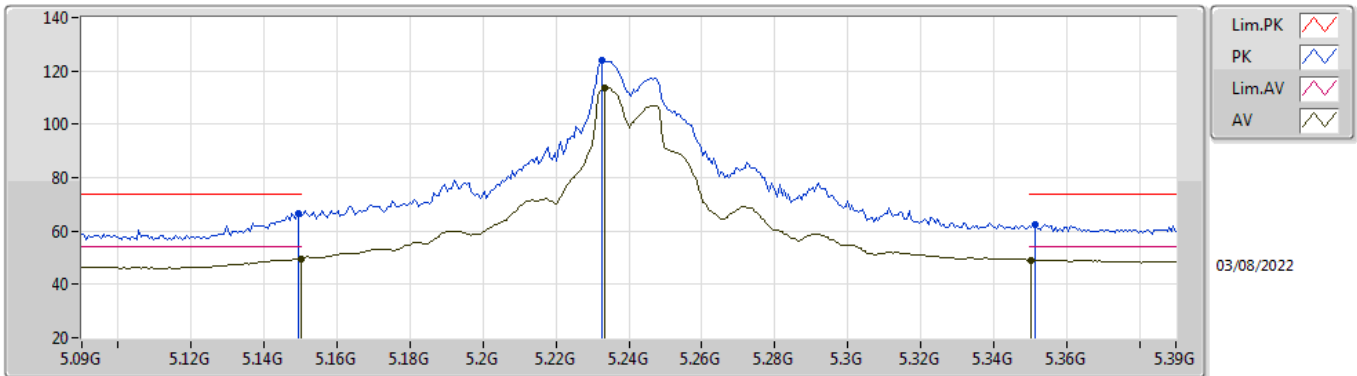


EUT_V_4TX
Setting 105
02-F-K-3-10

Type	Freq (Hz)	Level (dBuV/m)	Limit (dBuV/m)	Margin (dB)	Raw (dBuV)	Dist (m)	Condition	Azimuth (°)	Height (m)	Comment	AF (dB)	CL (dB)	PA (dB)
PK	5.15G	62.94	74.00	-11.06	54.82	3	Vertical	40	1.68	-	33.60	5.25	30.73
AV	5.147G	48.94	54.00	-5.06	40.83	3	Vertical	40	1.68	-	33.59	5.25	30.73
PK	5.2376G	126.06	Inf	-Inf	117.77	3	Vertical	40	1.68	-	33.70	5.32	30.73
AV	5.2376G	115.82	Inf	-Inf	107.53	3	Vertical	40	1.68	-	33.70	5.32	30.73
PK	5.3516G	63.03	74.00	-10.97	54.47	3	Vertical	40	1.68	-	33.90	5.38	30.72
AV	5.35G	50.30	54.00	-3.70	41.74	3	Vertical	40	1.68	-	33.90	5.38	30.72

802.11a_Nss1,(6Mbps)_4TX

5240MHz_TnomVnom

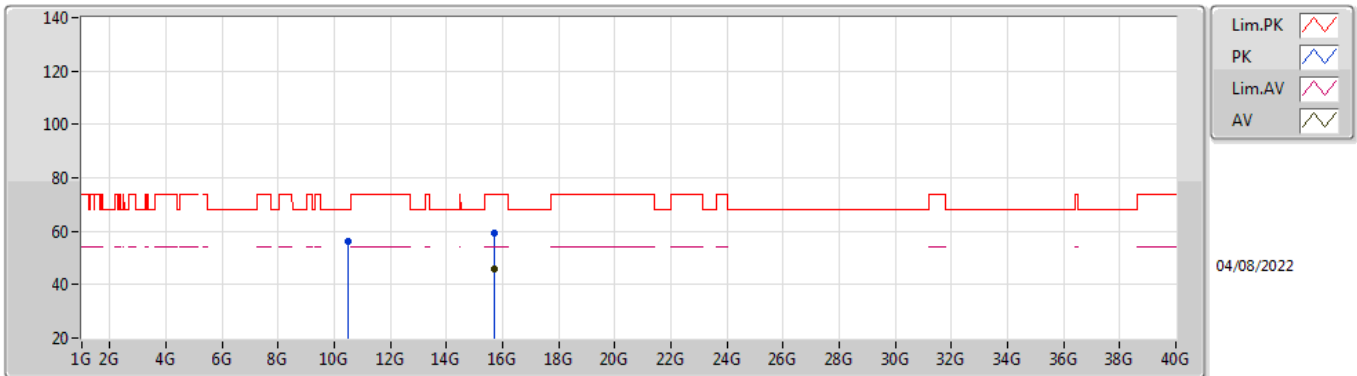


EUT_V_4TX
Setting 105
02-F-K-3-10

Type	Freq (Hz)	Level (dBuV/m)	Limit (dBuV/m)	Margin (dB)	Raw (dBuV)	Dist (m)	Condition	Azimuth (°)	Height (m)	Comment	AF (dB)	CL (dB)	PA (dB)
PK	5.1494G	66.59	74.00	-7.41	58.47	3	Horizontal	13	1.61	-	33.60	5.25	30.73
AV	5.15G	49.74	54.00	-4.26	41.62	3	Horizontal	13	1.61	-	33.60	5.25	30.73
PK	5.2328G	123.83	Inf	-Inf	115.54	3	Horizontal	13	1.61	-	33.70	5.32	30.73
AV	5.2334G	113.62	Inf	-Inf	105.33	3	Horizontal	13	1.61	-	33.70	5.32	30.73
PK	5.3516G	62.38	74.00	-11.62	53.82	3	Horizontal	13	1.61	-	33.90	5.38	30.72
AV	5.3504G	49.19	54.00	-4.81	40.63	3	Horizontal	13	1.61	-	33.90	5.38	30.72

802.11a_Nss1,(6Mbps)_4TX

5240MHz_TnomVnom

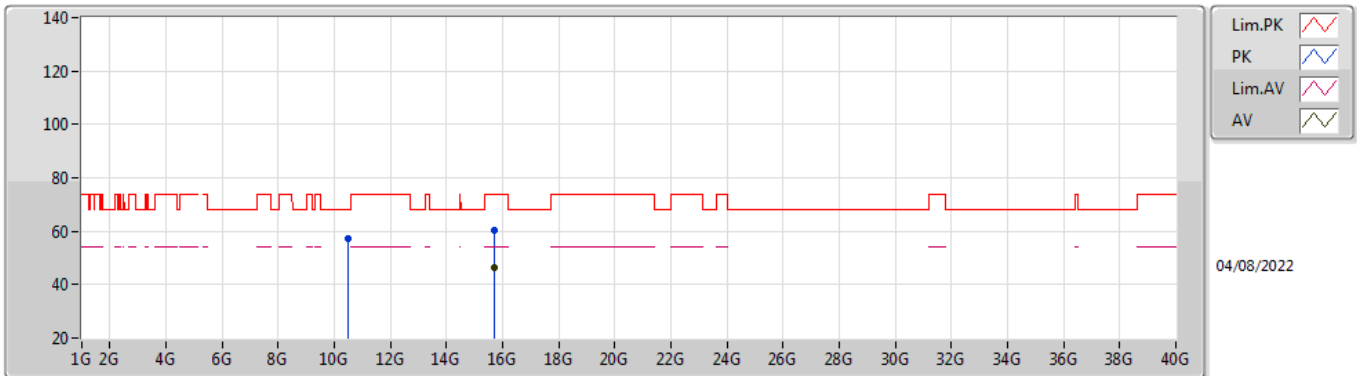


EUT Y_4TX
Setting 105
02-F-G-4

Type	Freq (Hz)	Level (dBuV/m)	Limit (dBuV/m)	Margin (dB)	Raw (dBuV)	Dist (m)	Condition	Azimuth (°)	Height (m)	Comment	AF (dB)	CL (dB)	PA (dB)
PK	10.47808G	55.98	68.20	-12.22	41.74	3	Vertical	335	1.80	-	38.60	7.49	31.85
PK	15.71994G	59.55	74.00	-14.45	43.62	3	Vertical	355	1.79	-	37.50	9.87	31.44
AV	15.71436G	45.75	54.00	-8.25	29.82	3	Vertical	355	1.79	-	37.50	9.87	31.44

802.11a_Nss1,(6Mbps)_4TX

5240MHz_TnomVnom

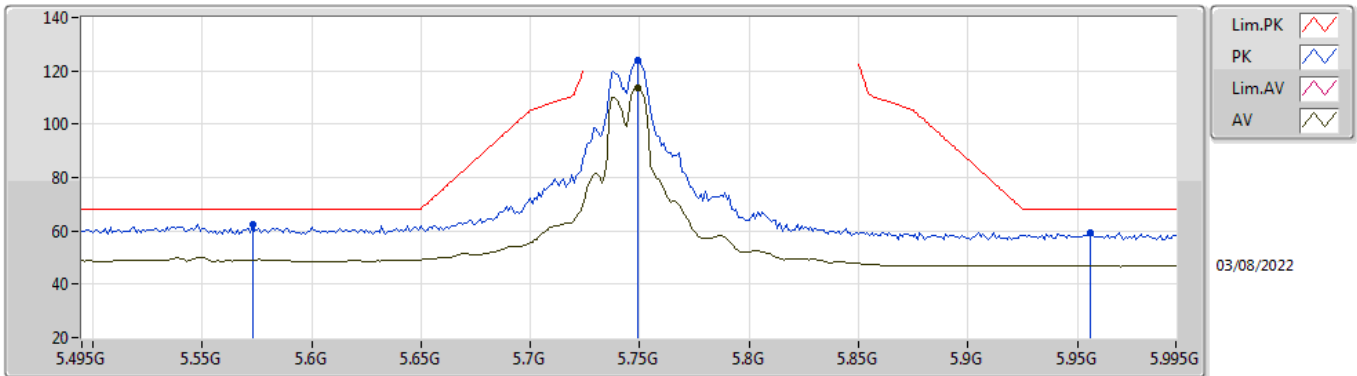


EUT Y_4TX
Setting 105
02-F-G-4

Type	Freq (Hz)	Level (dBuV/m)	Limit (dBuV/m)	Margin (dB)	Raw (dBuV)	Dist (m)	Condition	Azimuth (°)	Height (m)	Comment	AF (dB)	CL (dB)	PA (dB)
PK	10.48096G	57.20	68.20	-11.00	42.96	3	Horizontal	319	2.42	-	38.60	7.49	31.85
PK	15.71634G	60.24	74.00	-13.76	44.31	3	Horizontal	360	1.80	-	37.50	9.87	31.44
AV	15.71676G	46.51	54.00	-7.49	30.58	3	Horizontal	360	1.80	-	37.50	9.87	31.44

802.11a_Nss1,(6Mbps)_4TX

5745MHz_TnomVnom

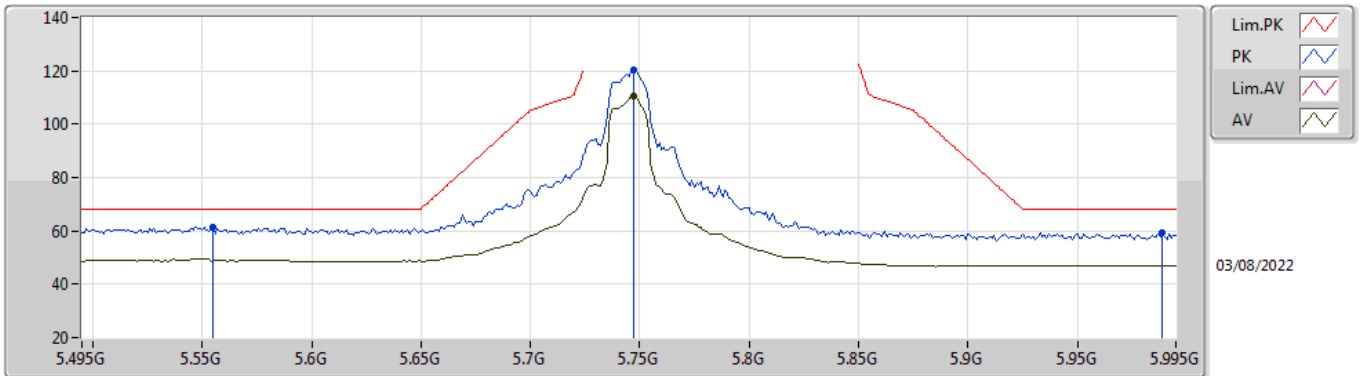


EUT Y_4TX
Setting 96
02-F-G-4-10

Type	Freq (Hz)	Level (dBuV/m)	Limit (dBuV/m)	Margin (dB)	Raw (dBuV)	Dist (m)	Condition	Azimuth (°)	Height (m)	Comment	AF (dB)	CL (dB)	PA (dB)
PK	5.573G	62.27	68.20	-5.93	53.53	3	Vertical	360	1.80	-	33.95	5.57	30.78
PK	5.749G	124.16	Inf	-Inf	115.67	3	Vertical	360	1.80	-	33.80	5.60	30.91
AV	5.749G	113.79	Inf	-Inf	105.30	3	Vertical	360	1.80	-	33.80	5.60	30.91
PK	5.956G	59.34	68.20	-8.86	50.45	3	Vertical	360	1.80	-	34.20	5.76	31.07

802.11a_Nss1,(6Mbps)_4TX

5745MHz_TnomVnom

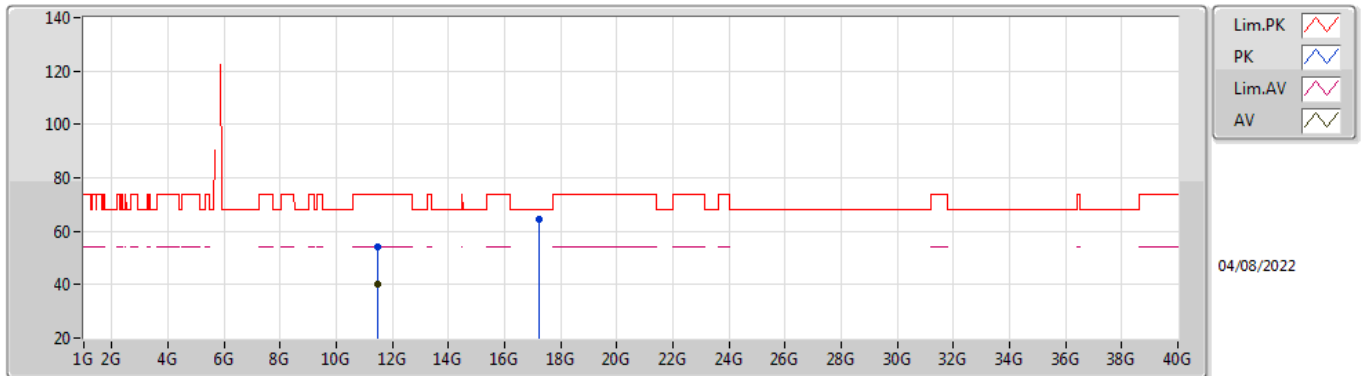


EUT Y_4TX
Setting 96
02-F-G-4-10

Type	Freq (Hz)	Level (dBuV/m)	Limit (dBuV/m)	Margin (dB)	Raw (dBuV)	Dist (m)	Condition	Azimuth (°)	Height (m)	Comment	AF (dB)	CL (dB)	PA (dB)
PK	5.555G	61.44	68.20	-6.76	52.66	3	Horizontal	-0	2.40	-	33.99	5.55	30.76
PK	5.747G	120.37	Inf	-Inf	111.87	3	Horizontal	-0	2.40	-	33.81	5.60	30.91
AV	5.747G	110.47	Inf	-Inf	101.97	3	Horizontal	-0	2.40	-	33.81	5.60	30.91
PK	5.989G	59.31	68.20	-8.89	50.41	3	Horizontal	-0	2.40	-	34.20	5.79	31.09

802.11a_Nss1,(6Mbps)_4TX

5745MHz_TnomVnom

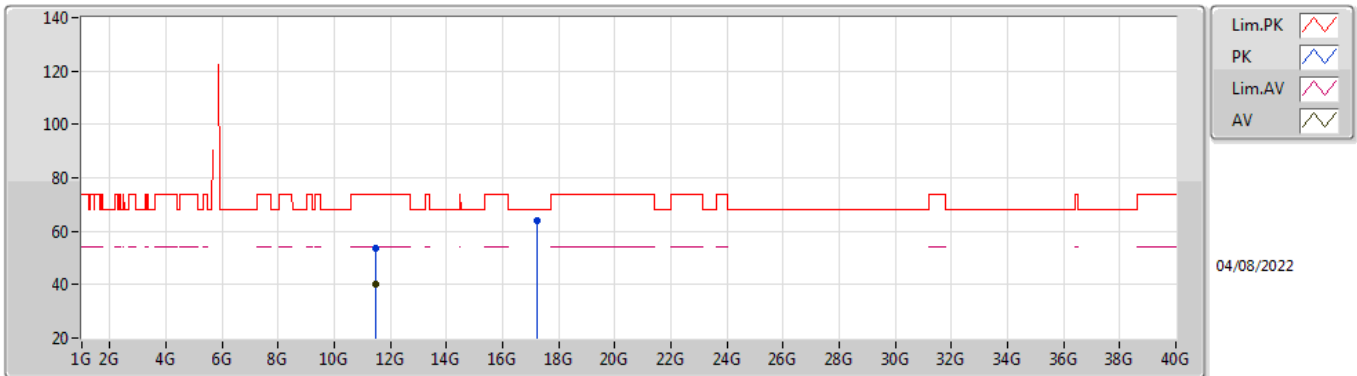


EUT Y_4TX
Setting 96
02-F-G-4

Type	Freq (Hz)	Level (dBuV/m)	Limit (dBuV/m)	Margin (dB)	Raw (dBuV)	Dist (m)	Condition	Azimuth (°)	Height (m)	Comment	AF (dB)	CL (dB)	PA (dB)
PK	11.49312G	53.94	74.00	-20.06	39.17	3	Vertical	321	2.57	-	38.99	7.90	32.12
AV	11.494G	40.10	54.00	-13.90	25.33	3	Vertical	321	2.57	-	38.99	7.90	32.12
PK	17.22752G	64.44	68.20	-3.76	41.93	3	Vertical	327	1.16	-	42.14	10.61	30.24

802.11a_Nss1,(6Mbps)_4TX

5745MHz_TnomVnom

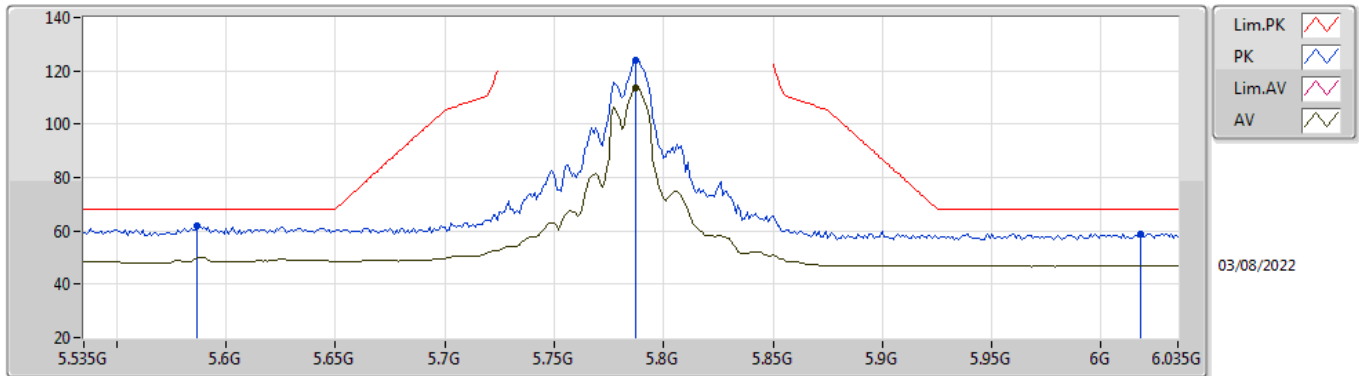


EUT Y_4TX
Setting 96
02-F-G-4

Type	Freq (Hz)	Level (dBuV/m)	Limit (dBuV/m)	Margin (dB)	Raw (dBuV)	Dist (m)	Condition	Azimuth (°)	Height (m)	Comment	AF (dB)	CL (dB)	PA (dB)
PK	11.48676G	53.75	74.00	-20.25	39.00	3	Horizontal	153	1.69	-	38.97	7.89	32.11
AV	11.49148G	40.13	54.00	-13.87	25.37	3	Horizontal	153	1.69	-	38.98	7.90	32.12
PK	17.23544G	64.14	68.20	-4.06	41.58	3	Horizontal	154	2.48	-	42.18	10.62	30.24

802.11a_Nss1,(6Mbps)_4TX

5785MHz_TnomVnom

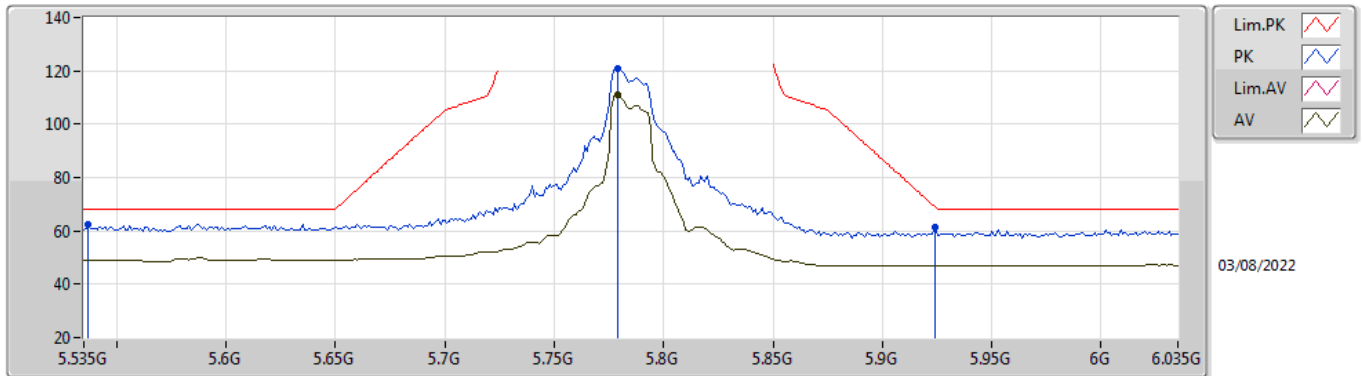


EUT Y_4TX
Setting 99
02-F-G-4-10

Type	Freq (Hz)	Level (dBuV/m)	Limit (dBuV/m)	Margin (dB)	Raw (dBuV)	Dist (m)	Condition	Azimuth (°)	Height (m)	Comment	AF (dB)	CL (dB)	PA (dB)
PK	5.587G	61.94	68.20	-6.26	53.21	3	Vertical	360	2.93	-	33.93	5.59	30.79
PK	5.787G	123.78	Inf	-Inf	115.32	3	Vertical	360	2.93	-	33.80	5.60	30.94
AV	5.787G	113.41	Inf	-Inf	104.95	3	Vertical	360	2.93	-	33.80	5.60	30.94
PK	6.018G	58.90	68.20	-9.30	49.97	3	Vertical	360	2.93	-	34.24	5.80	31.11

802.11a_Nss1,(6Mbps)_4TX

5785MHz_TnomVnom

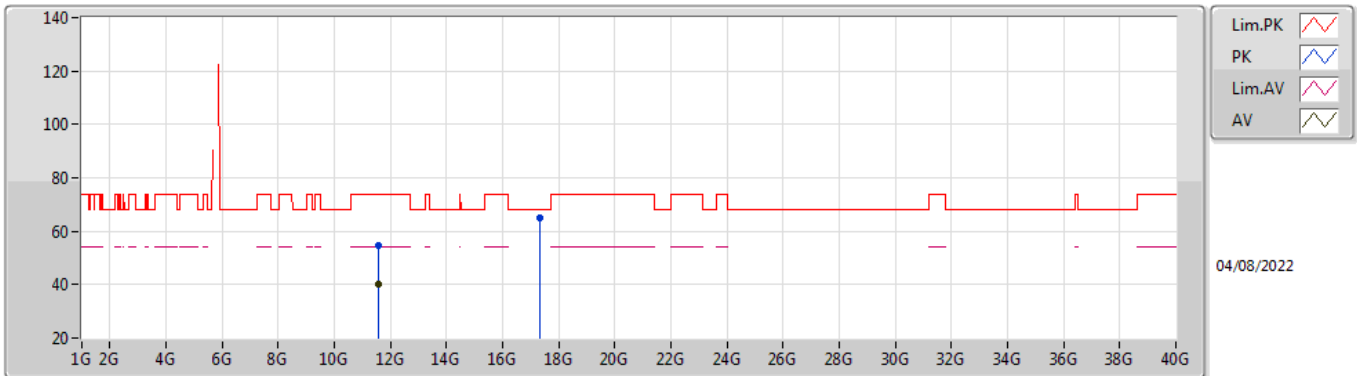


EUT Y_4TX
Setting 99
02-F-G-4-10

Type	Freq (Hz)	Level (dBuV/m)	Limit (dBuV/m)	Margin (dB)	Raw (dBuV)	Dist (m)	Condition	Azimuth (°)	Height (m)	Comment	AF (dB)	CL (dB)	PA (dB)
PK	5.537G	62.40	68.20	-5.80	53.61	3	Horizontal	353	2.68	-	34.00	5.54	30.75
PK	5.779G	121.10	Inf	-Inf	112.63	3	Horizontal	353	2.68	-	33.80	5.60	30.93
AV	5.779G	110.84	Inf	-Inf	102.37	3	Horizontal	353	2.68	-	33.80	5.60	30.93
PK	5.924G	61.39	68.94	-7.55	52.56	3	Horizontal	353	2.68	-	34.15	5.72	31.04

802.11a_Nss1,(6Mbps)_4TX

5785MHz_TnomVnom

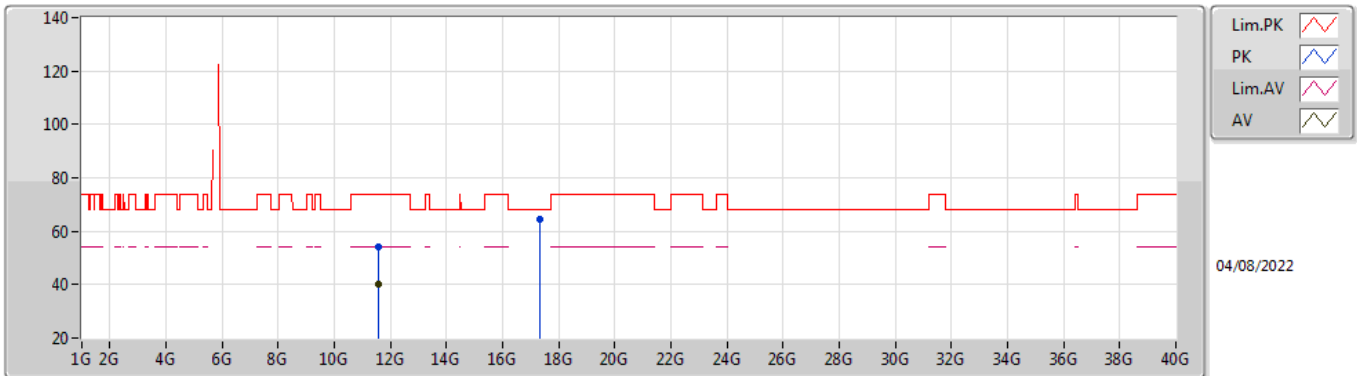


EUT Y_4TX
Setting 99
02-F-G-4

Type	Freq (Hz)	Level (dBuV/m)	Limit (dBuV/m)	Margin (dB)	Raw (dBuV)	Dist (m)	Condition	Azimuth (°)	Height (m)	Comment	AF (dB)	CL (dB)	PA (dB)
PK	11.5742G	54.75	74.00	-19.25	39.76	3	Vertical	292	2.02	-	39.22	7.93	32.16
AV	11.56228G	40.31	54.00	-13.69	25.36	3	Vertical	292	2.02	-	39.19	7.92	32.16
PK	17.35028G	64.92	68.20	-3.28	41.66	3	Vertical	302	2.25	-	42.80	10.68	30.22

802.11a_Nss1,(6Mbps)_4TX

5785MHz_TnomVnom

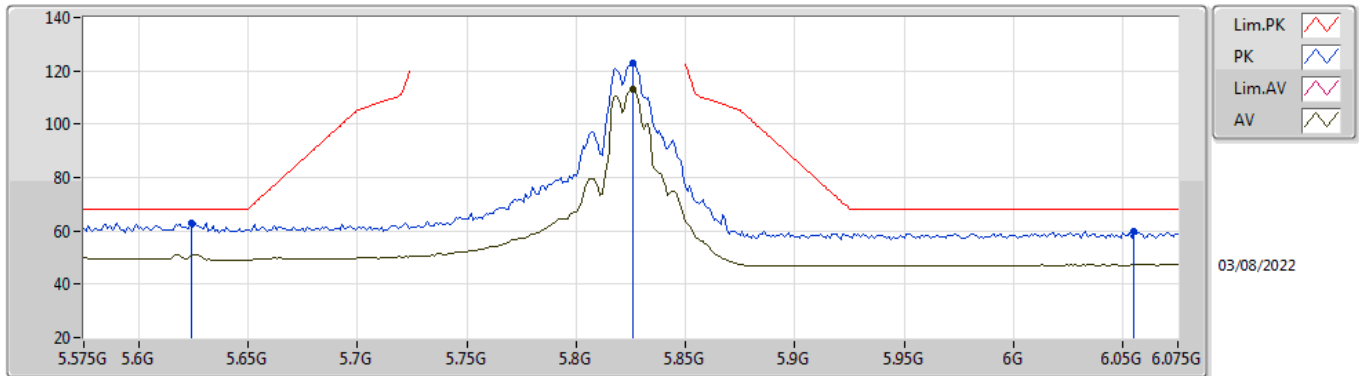


EUT Y_4TX
Setting 99
02-F-G-4

Type	Freq (Hz)	Level (dBuV/m)	Limit (dBuV/m)	Margin (dB)	Raw (dBuV)	Dist (m)	Condition	Azimuth (°)	Height (m)	Comment	AF (dB)	CL (dB)	PA (dB)
PK	11.56168G	54.13	74.00	-19.87	39.18	3	Horizontal	57	2.50	-	39.19	7.92	32.16
AV	11.563G	40.25	54.00	-13.75	25.29	3	Horizontal	57	2.50	-	39.19	7.93	32.16
PK	17.34756G	64.65	68.20	-3.55	41.42	3	Horizontal	216	1.18	-	42.79	10.67	30.23

802.11a_Nss1,(6Mbps)_4TX

5825MHz_TnomVnom

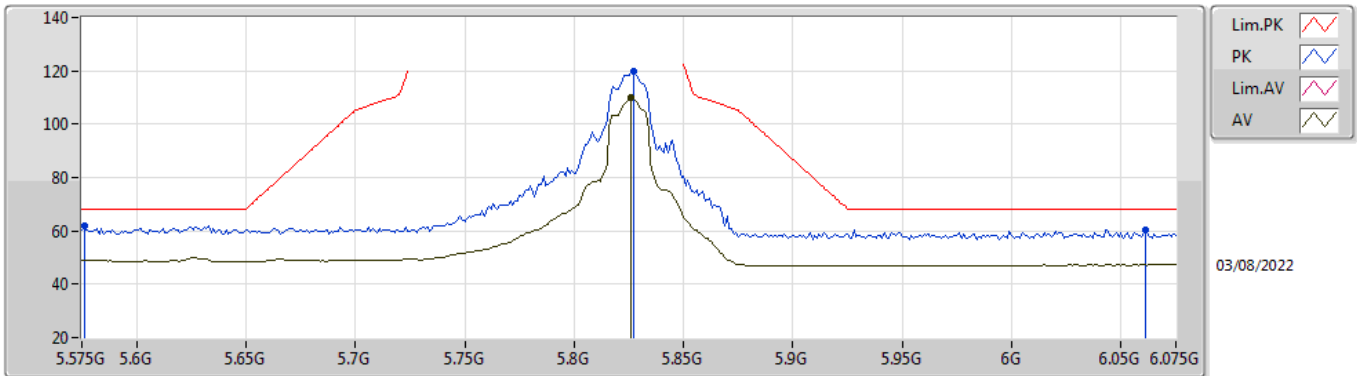


EUT_V_4TX
Setting 99
02-F-K-3-10

Type	Freq (Hz)	Level (dBuV/m)	Limit (dBuV/m)	Margin (dB)	Raw (dBuV)	Dist (m)	Condition	Azimuth (°)	Height (m)	Comment	AF (dB)	CL (dB)	PA (dB)
PK	5.624G	63.02	68.20	-5.18	54.38	3	Vertical	18	1.93	-	33.85	5.60	30.81
PK	5.826G	122.97	Inf	-Inf	114.51	3	Vertical	18	1.93	-	33.80	5.63	30.97
AV	5.826G	112.94	Inf	-Inf	104.48	3	Vertical	18	1.93	-	33.80	5.63	30.97
PK	6.055G	59.66	68.20	-8.54	50.67	3	Vertical	18	1.93	-	34.31	5.80	31.12

802.11a_Nss1,(6Mbps)_4TX

5825MHz_TnomVnom

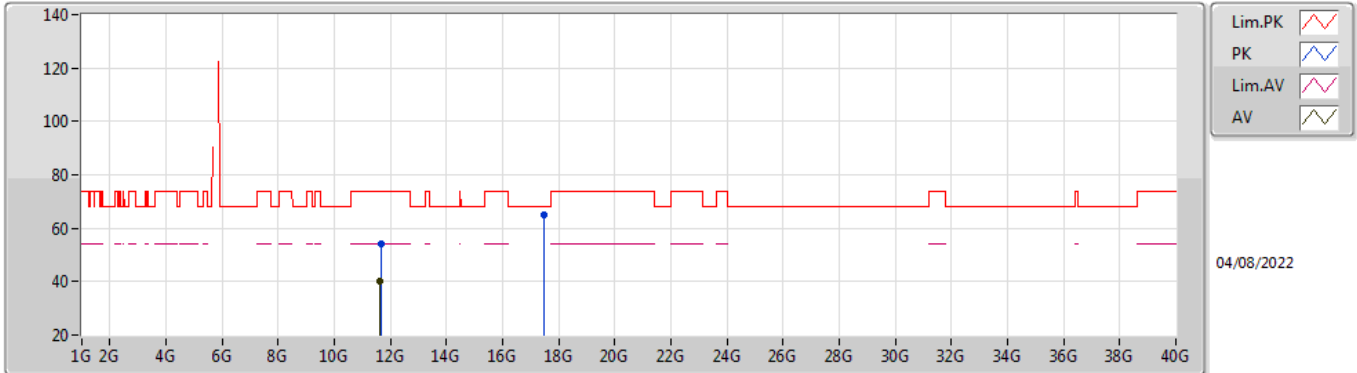


EUT Y_4TX
Setting 99
02-F-K-3-10

Type	Freq (Hz)	Level (dBuV/m)	Limit (dBuV/m)	Margin (dB)	Raw (dBuV)	Dist (m)	Condition	Azimuth (°)	Height (m)	Comment	AF (dB)	CL (dB)	PA (dB)
PK	5.576G	62.10	68.20	-6.10	53.35	3	Horizontal	357	1.97	-	33.95	5.58	30.78
PK	5.827G	119.78	Inf	-Inf	111.32	3	Horizontal	357	1.97	-	33.80	5.63	30.97
AV	5.826G	109.99	Inf	-Inf	101.53	3	Horizontal	357	1.97	-	33.80	5.63	30.97
PK	6.061G	60.31	68.20	-7.89	51.31	3	Horizontal	357	1.97	-	34.32	5.80	31.12

802.11a_Nss1,(6Mbps)_4TX

5825MHz_TnomVnom



EUT Y_4TX
Setting 99
02-F-G-4

Type	Freq (Hz)	Level (dBuV/m)	Limit (dBuV/m)	Margin (dB)	Raw (dBuV)	Dist (m)	Condition	Azimuth (°)	Height (m)	Comment	AF (dB)	CL (dB)	PA (dB)
PK	11.65128G	54.07	74.00	-19.93	38.92	3	Vertical	217	1.18	-	39.40	7.96	32.21
AV	11.64088G	40.37	54.00	-13.63	25.23	3	Vertical	217	1.18	-	39.38	7.96	32.20
PK	17.46656G	65.07	68.20	-3.13	40.92	3	Vertical	79	2.47	-	43.63	10.73	30.21