

Radiated emission 30 MHz - 1000 MHz acc. FCC Part 15 Subpart C

Model:
WK240

Serial No.:
01

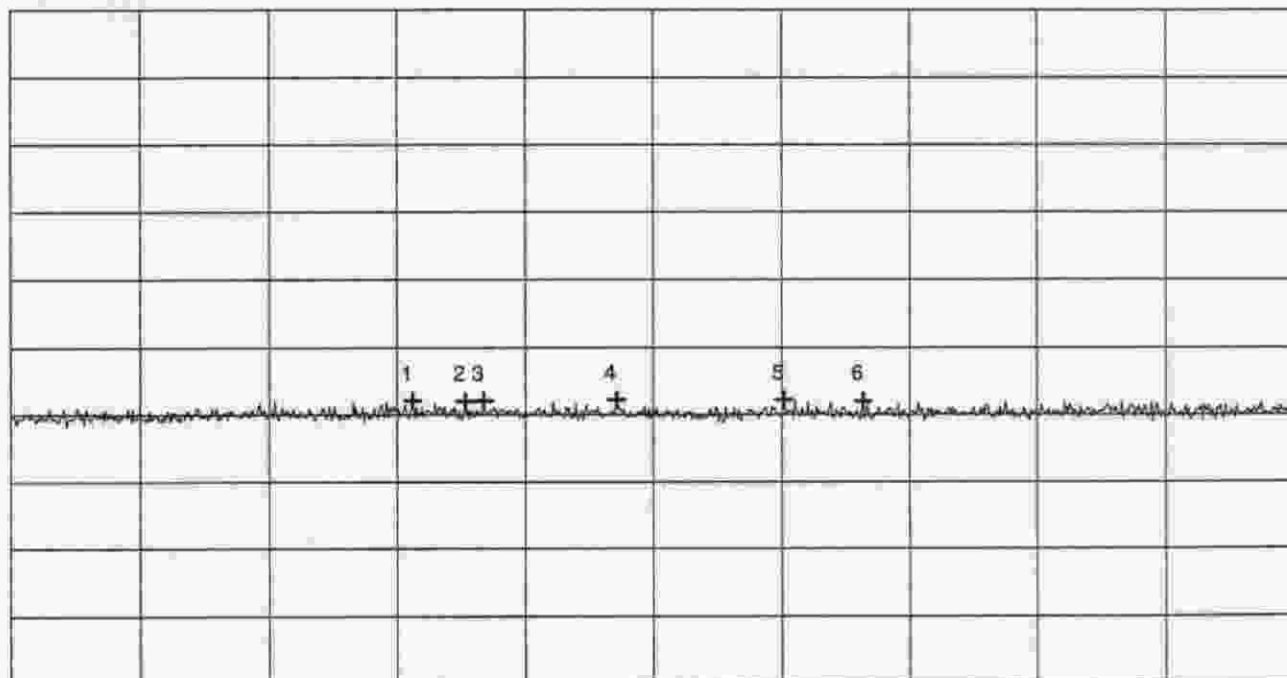
Applicant:
ELDAT GmbH

Mode:

- transmitting continuously
- with battery supply 9V DC
- EUT in horizontal position with rear on table
- Test distance 3m
- Antenna polarisation :Vertical (2)
- PRESCAN WITHOUT ANY CORRECTIONS

Ref.Level 70 dB μ V
10 dB dB/Div.

ATT 0 dB



Start 300.000 MHz
RBW 100 kHz

VBW 100 kHz

Stop 1.000 GHz
SWP 220 ms

**** Multi Marker ****

Nr.	Frequency (MHz)	Amplitude (dB μ V)
Nr.1	518.55556 MHz	12.11 dB μ V
Nr.2	547.33333 MHz	12.08 dB μ V
Nr.3	557.44444 MHz	12.13 dB μ V
Nr.4	629.77778 MHz	12.21 dB μ V
Nr.5	720.77778 MHz	12.21 dB μ V
Nr.6	764.33333 MHz	12.06 dB μ V
Nr.7		
Nr.8		

Tested by:
Thomas Eberl

Date:
02/07/2000

Project-No.:
50530-00082

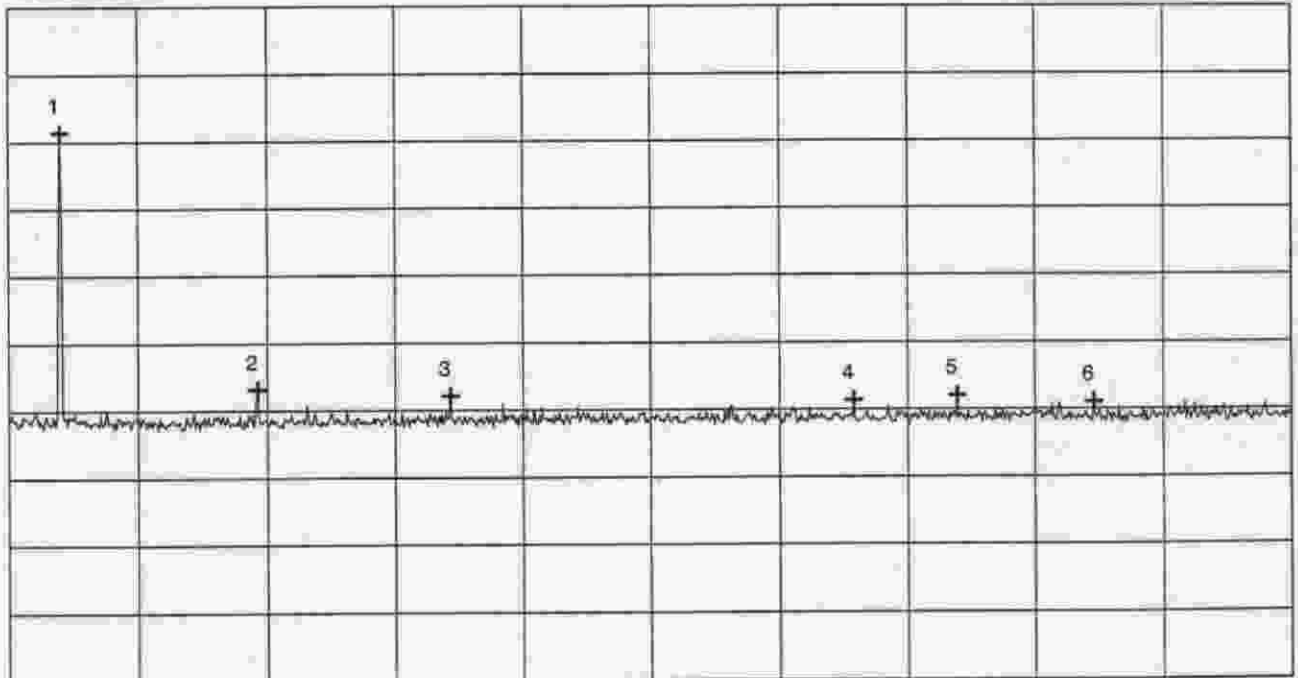
Radiated emission 30 MHz - 1000 MHz acc. FCC Part 15 Subpart C

Model: WK240
Serial No.: 01
Applicant: ELDAT GmbH

Mode: - transmitting continuously - with battery supply 9 V DC - EUT in horizontal position with right side on table - Test distance 3m - Antenna polarisation : Horizontal (3) - PRESCAN WITHOUT ANY CORRECTIONS

Ref.Level 70 dB μ V
10 dB dB/Div.

ATT 0 dB



Start 30.000 MHz
RBW 100 kHz

VBW 100 kHz

Stop 300.000 MHz
SWP 100 ms

**** Multi Marker ****

Nr.1	40.800000 MHz	51.42 dB μ V
Nr.2	81.900000 MHz	13.12 dB μ V
Nr.3	122.700000 MHz	12.13 dB μ V
Nr.4	207.600000 MHz	11.37 dB μ V
Nr.5	229.500000 MHz	12.06 dB μ V
Nr.6	258.300000 MHz	11.07 dB μ V
Nr.7		
Nr.8		

Tested by:
Thomas Eberl

Project-No.:
50530-00082

Date:
02/07/2000

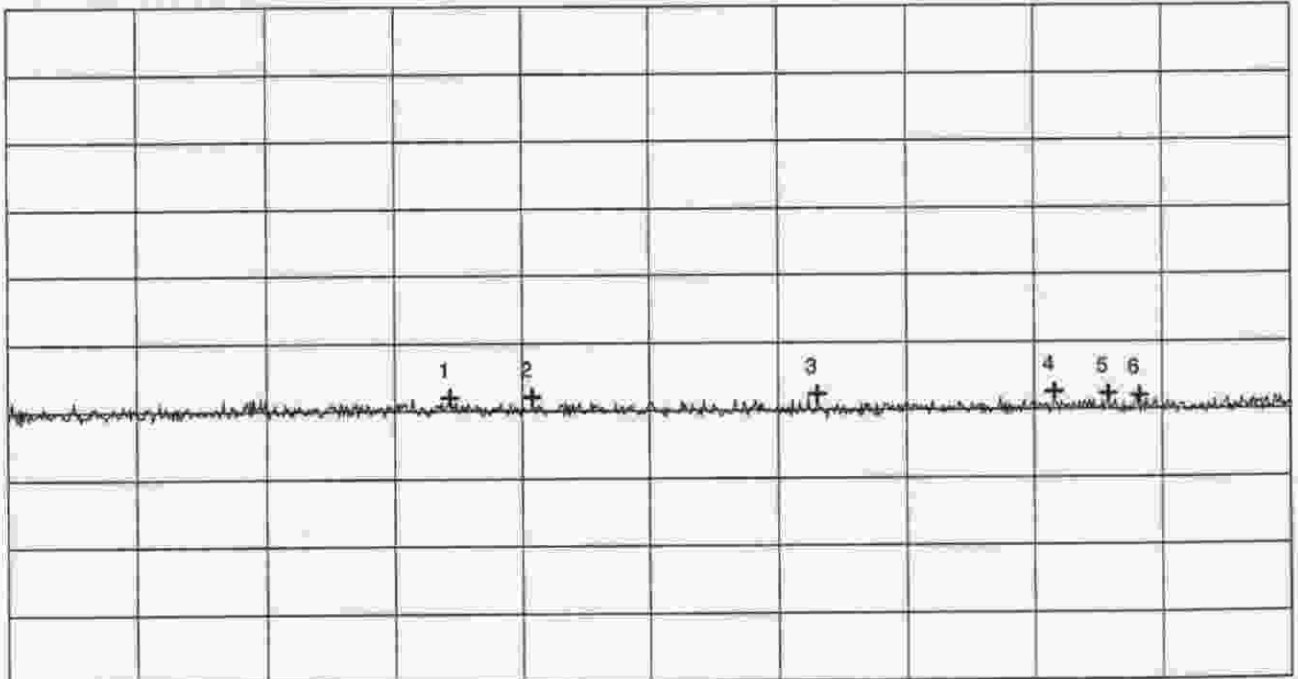
Radiated emission 30 MHz - 1000 MHz acc. FCC Part 15 Subpart C

Model: WK240
Serial No.: 01
Applicant: ELDAT GmbH

Mode: <ul style="list-style-type: none"> - transmitting continuously - with battery supply 9 V DC - EUT in vertical position with antenna to the top - Test distance 3m - Antenna polarisation :Horizontal (1) - PRESCAN WITHOUT ANY CORRECTIONS

Ref.Level 70 dBµV
10 dB dB/Div.

ATT 0 dB



Start 300.000 MHz
RBW 100 kHz

VBW 100 kHz

Stop 1.000 GHz
SWP 220 ms

**** Multi Marker ****

Nr.1	540.333333 MHz	12.03 dBµV
Nr.2	585.444444 MHz	12.13 dBµV
Nr.3	741.000000 MHz	12.39 dBµV
Nr.4	870.888889 MHz	12.59 dBµV
Nr.5	900.444444 MHz	12.31 dBµV
Nr.6	917.555556 MHz	12.08 dBµV
Nr.7		
Nr.8		

Tested by:
Thomas Eberl

Date:
02/07/2000

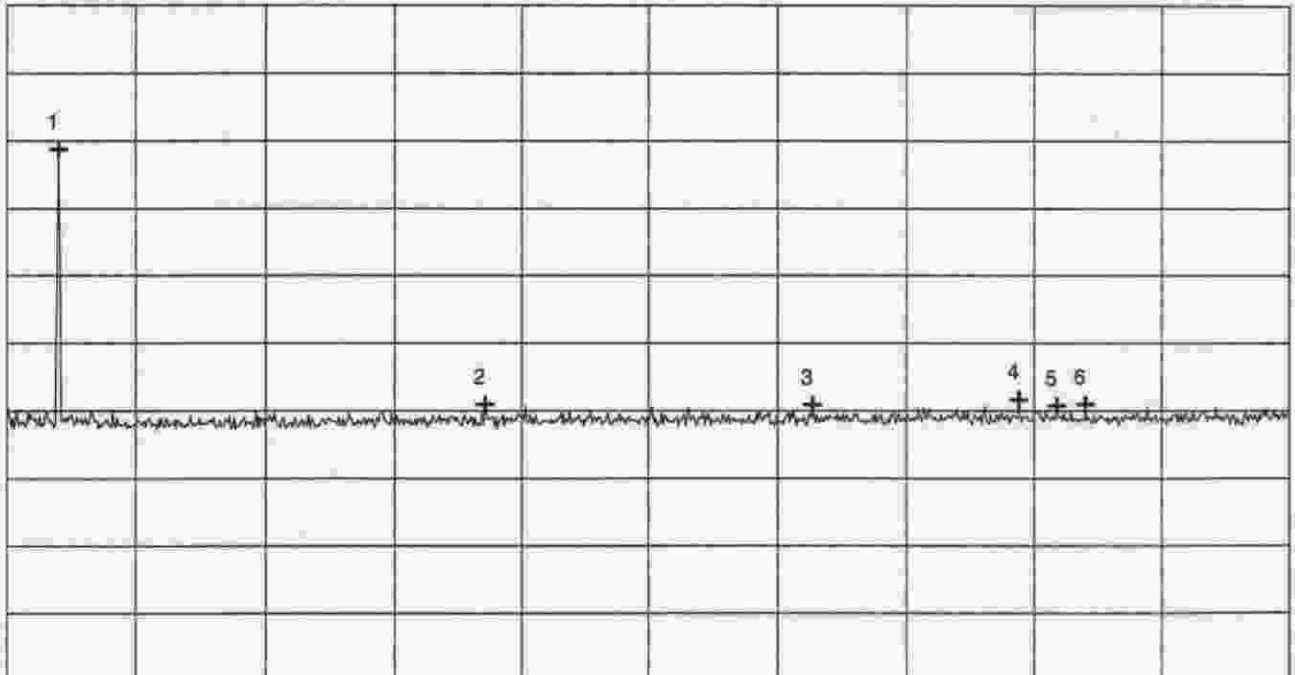
Project-No.:
50530-00082

Radiated emission 30 MHz - 1000 MHz acc. FCC Part 15 Subpart C

Model: Keypad Transmitter 40.865 MHz	Mode: - transmitting continuously - with battery supply 9 V DC - EUT in horizontal position with right side on table - Test distance 3m - Antenna polarisation : Vertical (3) - PRESCAN WITHOUT ANY CORRECTIONS
Serial No.: 01	
Applicant: ELDAT GmbH	

Ref.Level 70 dB μ V
10 dB dB/Div.

ATT 0 dB



Start 30.000 MHz
RBW 100 kHz

VBW 100 kHz

Stop 300.000 MHz
SWP 100 ms

**** Multi Marker ****

Nr.	Frequency (MHz)	Level (dB μ V)
Nr.1	40.800000 MHz	48.78 dB μ V
Nr.2	130.200000 MHz	10.94 dB μ V
Nr.3	199.200000 MHz	10.86 dB μ V
Nr.4	242.700000 MHz	11.68 dB μ V
Nr.5	250.800000 MHz	10.76 dB μ V
Nr.6	256.800000 MHz	10.96 dB μ V
Nr.7		
Nr.8		

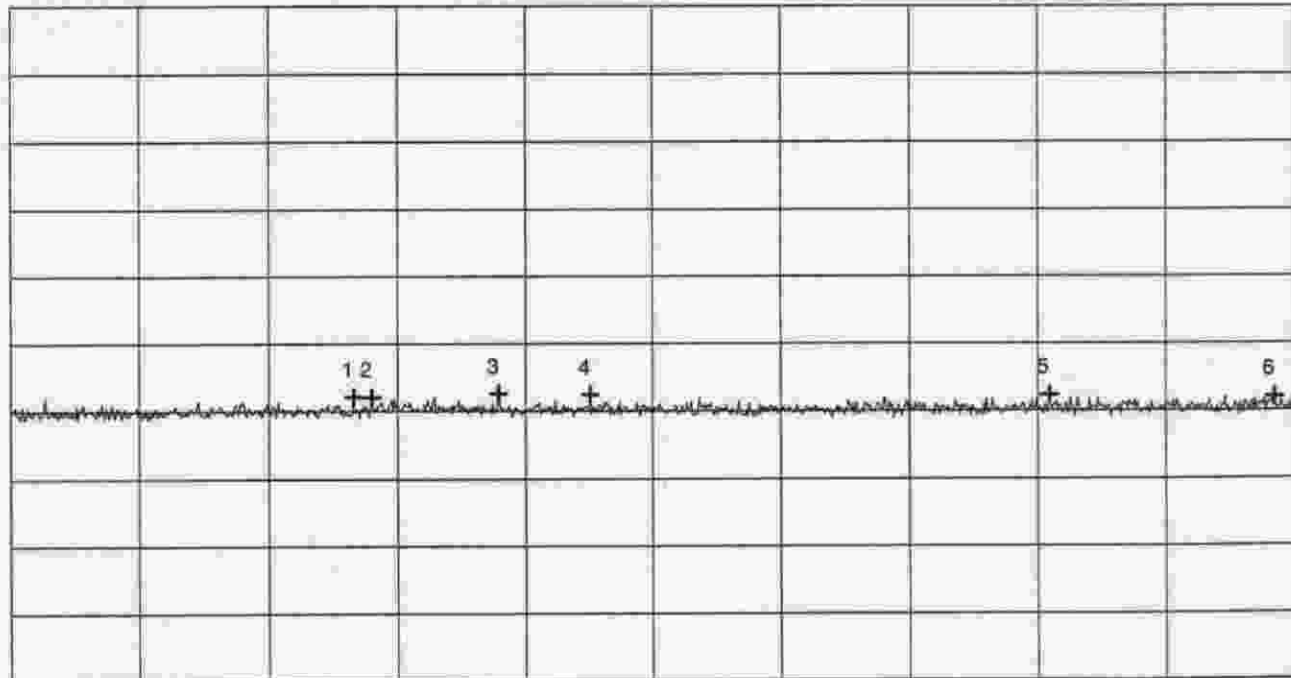
Tested by: Thomas Eberl	Project-No.: 50530-00082
Date: 02/07/2000	Page 42 of 47 Pages

Radiated emission 30 MHz - 1000 MHz acc. FCC Part 15 Subpart C

Model: WK240	Mode: - transmitting continuously - with battery supply 9V DC - EUT in horizontal position with right side on table - Test distance 3m - Antenna polarisation : Vertical (3) - PRESCAN WITHOUT ANY CORRECTIONS
Serial No.: 01	
Applicant: ELDAT GmbH	

Ref.Level 70 dB μ V
 10 dB dB/Div.

ATT 0 dB



Start 300.000 MHz
 RBW 100 kHz

VBW 100 kHz

Stop 1.000 GHz
 SWP 220 ms

**** Multi Marker ****		

Nr.1	485.888889 MHz	12.13 dB μ V
Nr.2	496.000000 MHz	12.08 dB μ V
Nr.3	565.222222 MHz	12.62 dB μ V
Nr.4	615.777778 MHz	12.44 dB μ V
Nr.5	866.222222 MHz	12.36 dB μ V
Nr.6	989.888889 MHz	12.08 dB μ V
Nr.7		
Nr.8		

Tested by: Thomas Eberl	Project-No.: 50530-00082
Date: 02/07/2000	Page 43 of 47 Pages

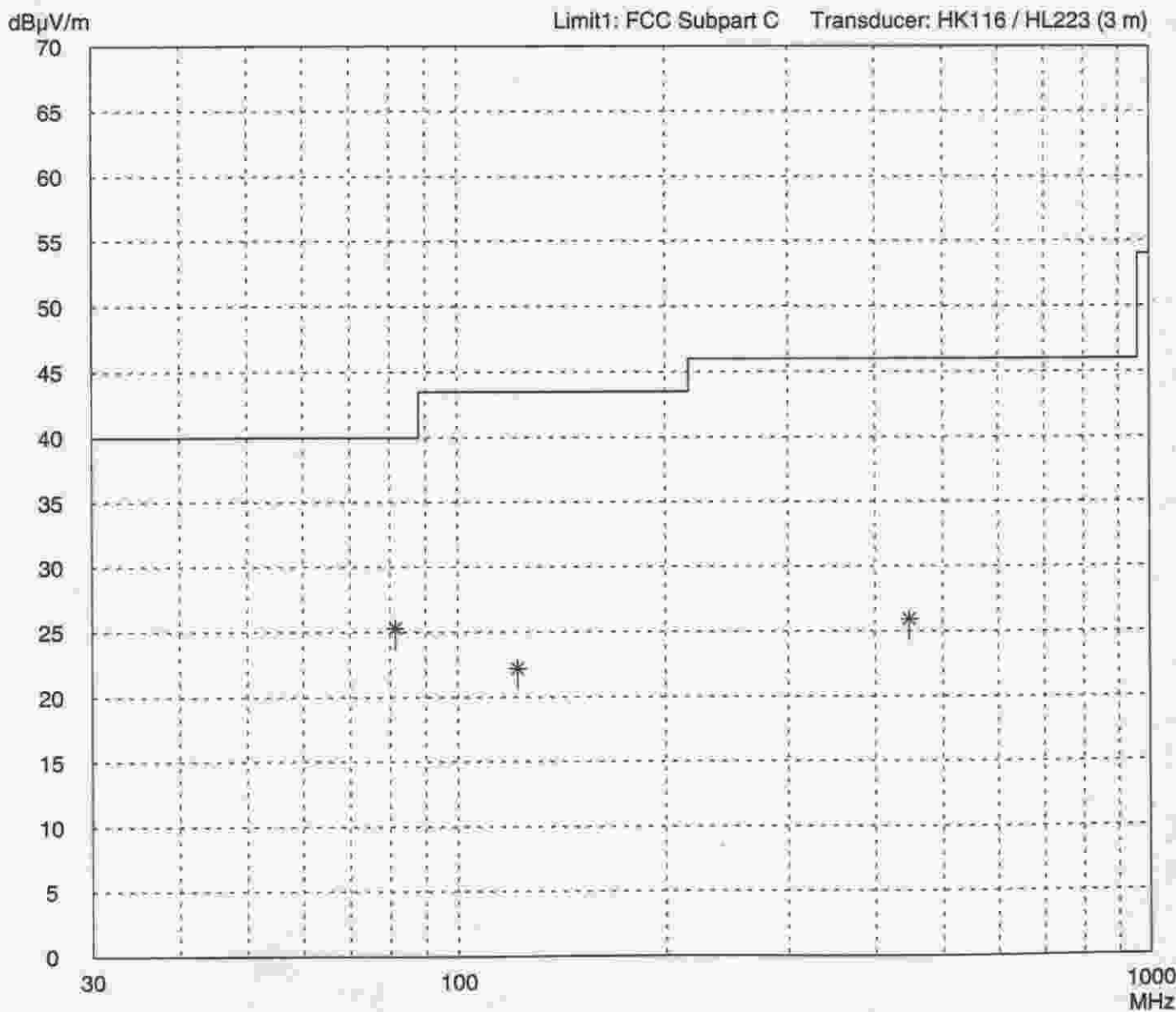
**Radiated Emission Test 30 MHz - 1 GHz
according to FCC Part 15 Subpart C**

Model: WK240	
Serial no.: 01	
Applicant: ELDAT GmbH	
Test site: Open area test-site I	
Tested on: Test distance 3 meters Vertical Polarization	
Date of test: 02/09/2000	Operator: T. Eberl
Test performed: by hand	File name:

Mode: transmitting continuously - EUT battery supply 9 V
--

Detector: Peak

List of values: Selected by hand



Result: Limit kept

**Radiated Emission Test 30 MHz - 1 GHz
according to FCC Part 15 Subpart C**

Model: WK240	
Serial no.: 01	
Applicant: ELDAT GmbH	
Test site: Open area test-site I	
Tested on: Test distance 3 meters Vertical Polarization	
Date of test: 02/09/2000	Operator: T. Eberl
Test performed: by hand	File name:

Mode: transmitting continuously - EUT battery supply 9 V
--

Detector: Peak

List of values: Selected by hand

<i>Frequency MHz</i>	<i>Reading dBµV</i>	<i>Correction factor dB</i>	<i>Value dBµV/m</i>	<i>Limit dBµV/m</i>	<i>Limit exceeded</i>
40.685	60.5	12.6	73.1	40.0	
81.370	14.5	10.8	25.3	40.0	
122.050	7.7	14.5	22.2	43.5	
447.530	2.5	23.4	25.9	46.0	

Result: Limit kept

Project file: 50530-00082	Page 45 of 47 Pages
------------------------------	---------------------

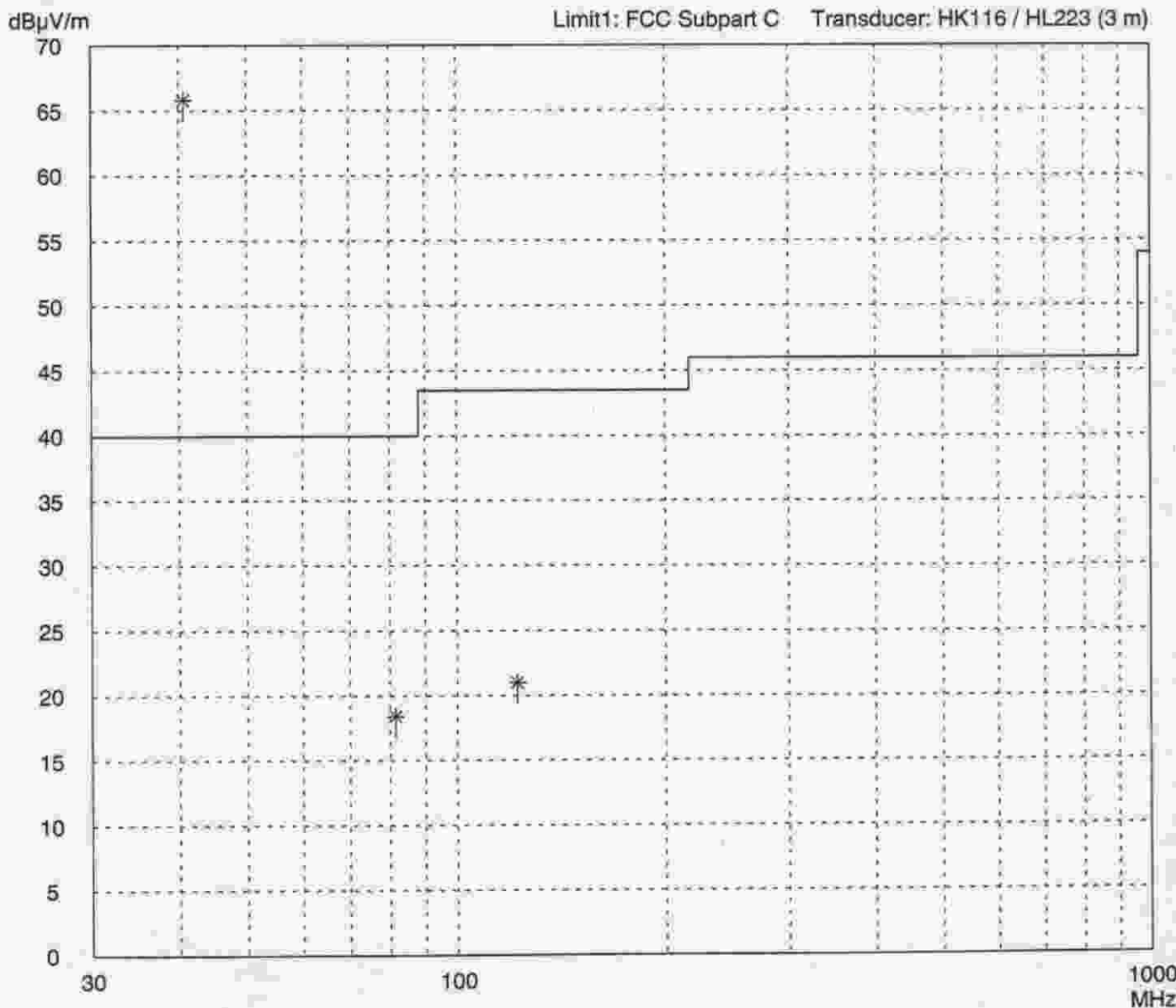
**Radiated Emission Test 30 MHz - 1 GHz
according to FCC Part 15 Subpart C**

Model: WK240	
Serial no.: 01	
Applicant: ELDAT GmbH	
Test site: Open area test-site I	
Tested on: Test distance 3 meters Horizontal Polarization	
Date of test: 02/09/2000	Operator: T. Eberl
Test performed: by hand	File name:

Mode: transmitting continuously - EUT battery supply 9 V
--

Detector: Peak

List of values: Selected by hand



Result: Limit kept

**Radiated Emission Test 30 MHz - 1 GHz
according to FCC Part 15 Subpart C**

Model: WK240	
Serial no.: 01	
Applicant: ELDAT GmbH	
Test site: Open area test-site I	
Tested on: Test distance 3 meters Horizontal Polarization	
Date of test: 02/09/2000	Operator: T. Eberl
Test performed: by hand	File name:

Mode: transmitting continuously - EUT battery supply 9 V
--

Detector: Peak

List of values: Selected by hand

<i>Frequency MHz</i>	<i>Reading dBμV</i>	<i>Correction factor dB</i>	<i>Value dBμV/m</i>	<i>Limit dBμV/m</i>	<i>Limit exceeded</i>
40.685	53.2	12.6	65.8	40.0	*
81.370	7.6	10.8	18.4	40.0	
122.050	6.5	14.5	21.0	43.5	

Result: Limit kept

Project file: 50530-00082	Page 47 of 47 Pages
------------------------------	---------------------