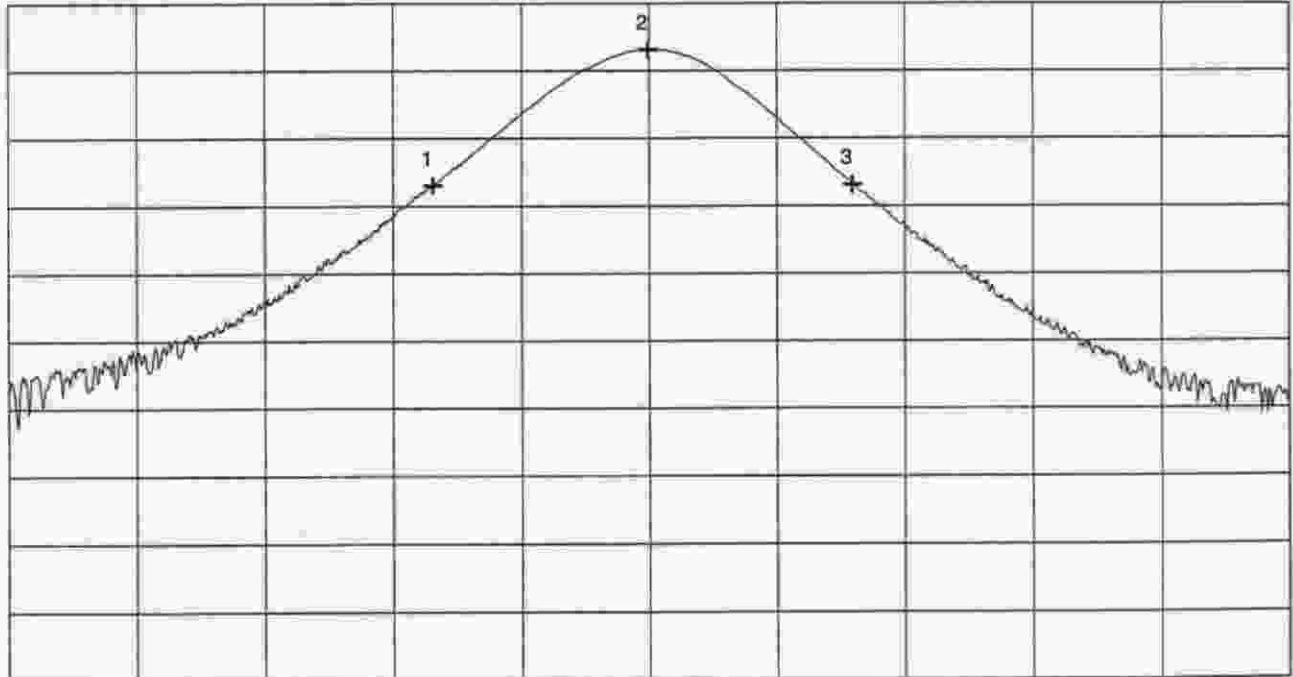


# Bandwidth of emission according to FCC Part 15 Subpart C

Model: <b>WK 240</b>	Mode: - TX mode - Battery supply : DC 9 V - Maximum bandwidth :  0.25 % of center frequency = 102 kHz
Serial No.: <b>01</b>	
Applicant: <b>ELDAT GmbH</b>	

Ref.Level 80 dBµV/m  
10 dB dB/Div.

ATT 10 dB



Start 40.637332 MHz  
RBW 10 kHz

VBW 10 kHz

Stop 40.737332 MHz  
SWP 20 ms

\*\*\*\* Multi Marker \*\*\*\*

	-----		
Nr.1	40.670443 MHz	53.04 dBµV/m	
Nr.2	40.687221 MHz	73.10 dBµV/m	
Nr.3	40.703221 MHz	53.09 dBµV/m	
Nr.4			
Nr.5			
Nr.6			
Nr.7			
Nr.8			

Tested by:  
**Thomas Eberl**

Date:  
**02/08/2000**

Project-No.:  
**50530-00082-1**

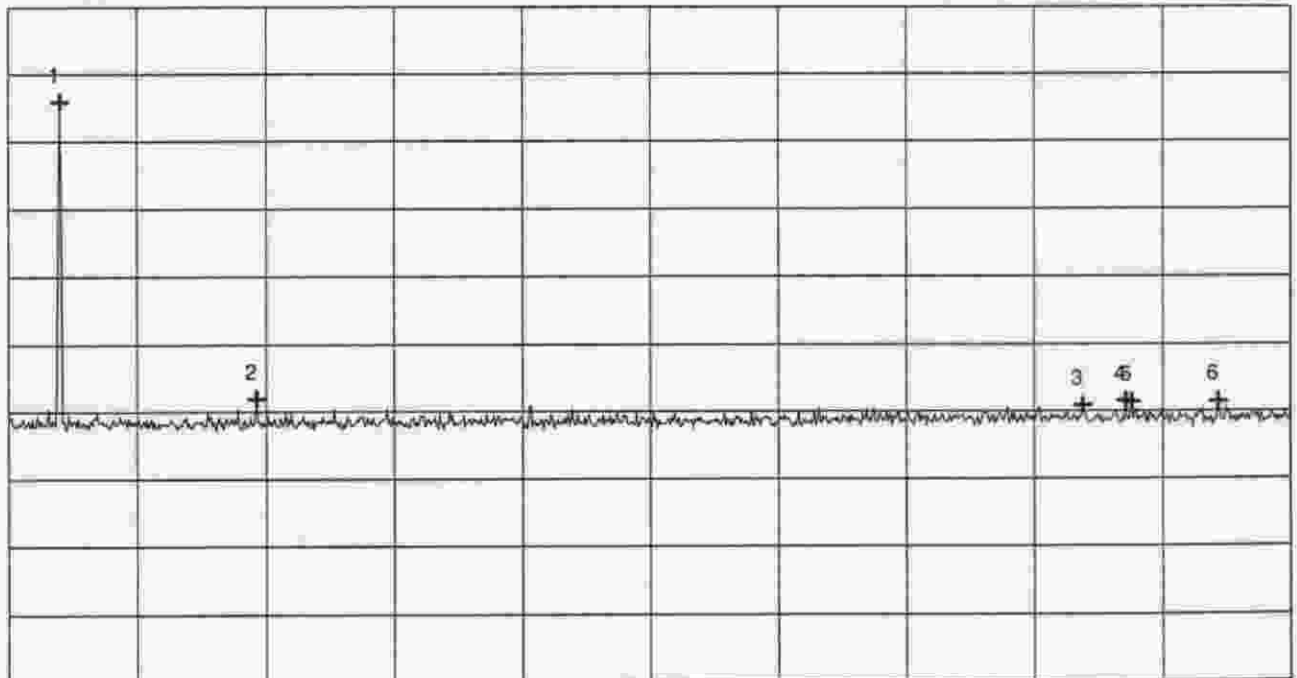
# Radiated emission 30 MHz - 1000 MHz acc. FCC Part 15 Subpart C

Model: WK240
Serial No.: 01
Applicant: ELDAT GmbH

Mode:  <ul style="list-style-type: none"> <li>- transmitting continuously</li> <li>- with battery supply 9 V DC</li> <li>- EUT in Vertical position with antenna to the top</li> <li>- Test distance 3m</li> <li>- Antenna polarisation : horizontal (1)</li> <li>- PRESCAN WITHOUT ANY CORRECTIONS</li> </ul>
--

Ref.Level 70 dB $\mu$ V  
10 dB dB/Div.

ATT 0 dB



Start 30.000 MHz  
RBW 100 kHz

VBW 100 kHz

Stop 300.000 MHz  
SWP 100 ms

\*\*\*\* Multi Marker \*\*\*\*

Nr.1	40.800000 MHz	55.89 dB $\mu$ V
Nr.2	81.900000 MHz	11.93 dB $\mu$ V
Nr.3	256.200000 MHz	10.84 dB $\mu$ V
Nr.4	265.200000 MHz	11.57 dB $\mu$ V
Nr.5	266.400000 MHz	11.40 dB $\mu$ V
Nr.6	284.700000 MHz	11.50 dB $\mu$ V
Nr.7		
Nr.8		

Tested by: Thomas Eberl
Date: 02/07/2000

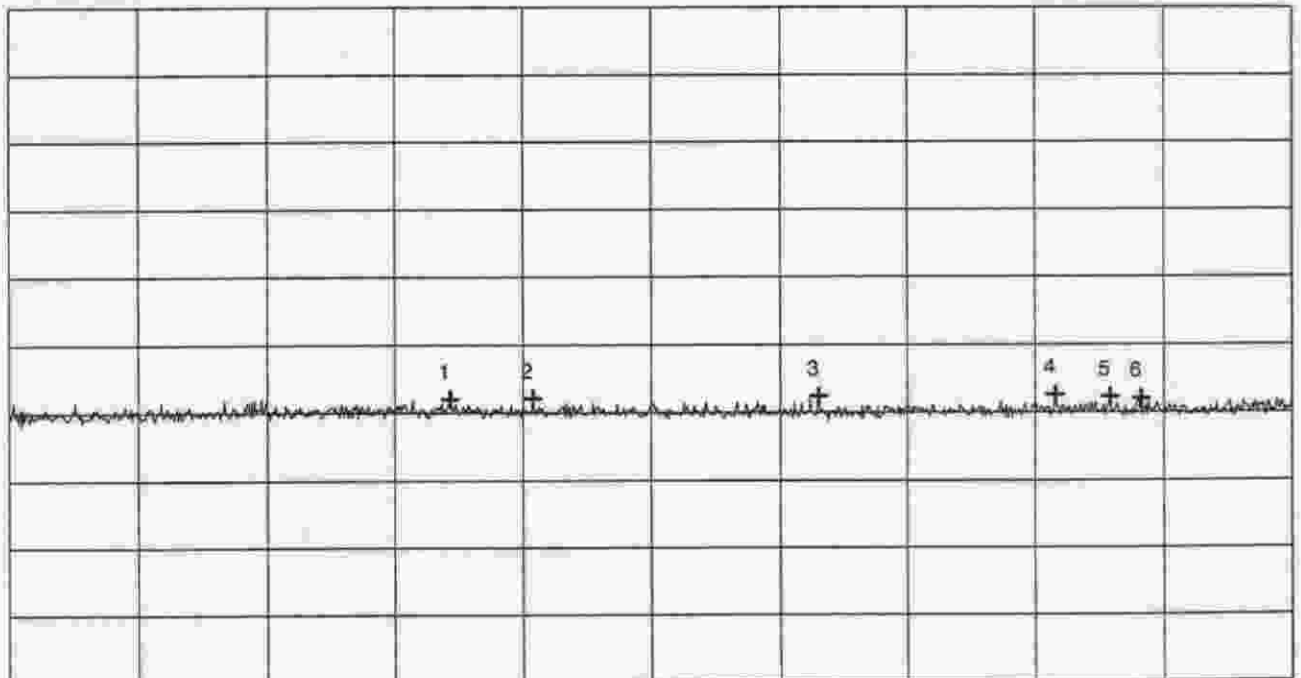
Project-No.: 50530-00082
Page 32 of 47 Pages

# Radiated emission 30 MHz - 1000 MHz acc. FCC Part 15 Subpart C

<p>Model: WK240</p> <p>Serial No.: 01</p> <p>Applicant: ELDAT GmbH</p>	<p>Mode:</p> <ul style="list-style-type: none"> <li>- transmitting continuously</li> <li>- with battery supply 9 V DC</li> <li>- EUT in vertical position with antenna to the top</li> <li>- Test distance 3m</li> <li>- Antenna polarisation :Horizontal (1)</li> <li>- PRESCAN WITHOUT ANY CORRECTIONS</li> </ul>
--	---

Ref.Level 70 dB $\mu$ V  
10 dB dB/Div.

ATT 0 dB



Start 300.000 MHz  
RBW 100 kHz

VBW 100 kHz

Stop 1.000 GHz  
SWP 220 ms

\*\*\*\* Multi Marker \*\*\*\*

	-----	
Nr.1	540.333333 MHz	12.03 dB $\mu$ V
Nr.2	585.444444 MHz	12.13 dB $\mu$ V
Nr.3	741.000000 MHz	12.39 dB $\mu$ V
Nr.4	870.888889 MHz	12.59 dB $\mu$ V
Nr.5	900.444444 MHz	12.31 dB $\mu$ V
Nr.6	917.555556 MHz	12.08 dB $\mu$ V
Nr.7		
Nr.8		

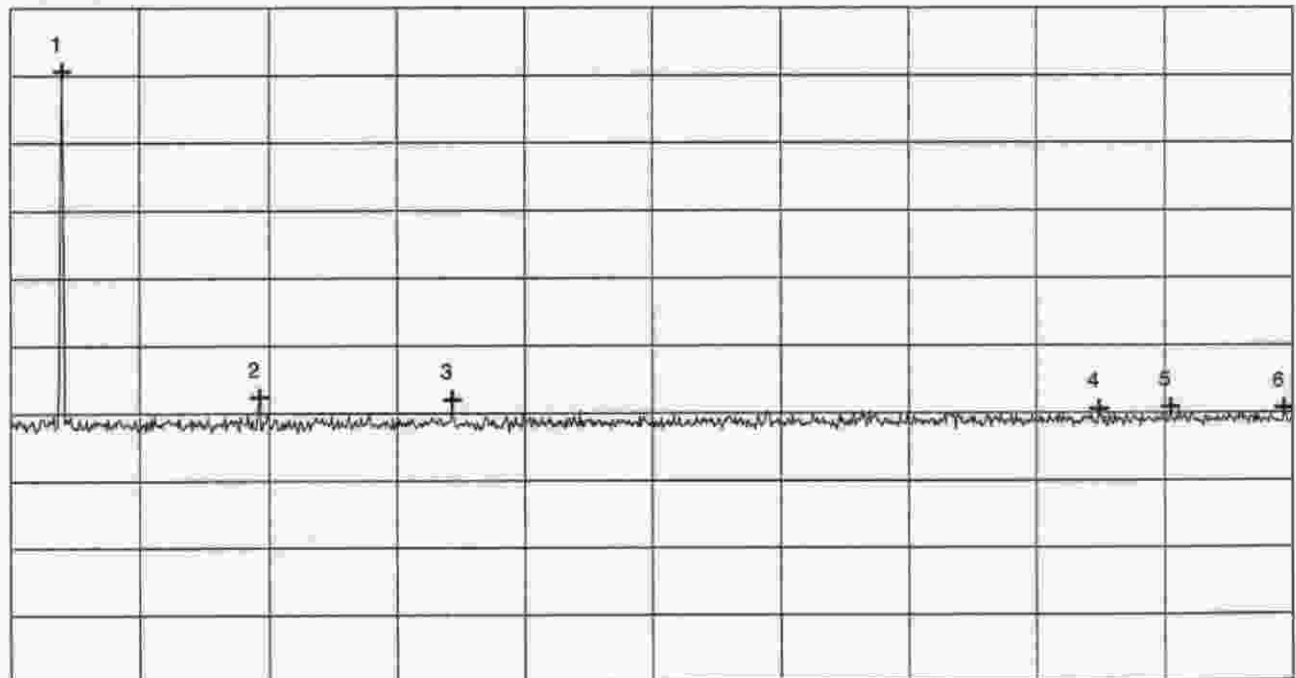
<p>Tested by: Thomas Eberl</p> <p>Date: 02/07/2000</p>	<p>Project-No.: 50530-00082</p> <p style="text-align: right;">Page 33 of 47 Pages</p>
--	---

# Radiated emission 30 MHz - 1000 MHz acc. FCC Part 15 Subpart C

Model: <b>WK240</b>	Mode: - transmitting continuously - with battery supply 9 V DC - EUT in Vertical position with antenna to the top - Test distance 3m - Antenna polarisation : Vertical (1) - PRESCAN WITHOUT ANY CORRECTIONS
Serial No.: <b>01</b>	
Applicant: <b>ELDAT GmbH</b>	

Ref.Level 70 dB $\mu$ V  
10 dB dB/Div.

ATT 0 dB



Start 30.000 MHz  
RBW 100 kHz

VBW 100 kHz

Stop 300.000 MHz  
SWP 100 ms

\*\*\*\* Multi Marker \*\*\*\*

Nr.1	40.800000 MHz	60.66 dB $\mu$ V
Nr.2	81.900000 MHz	12.41 dB $\mu$ V
Nr.3	122.700000 MHz	12.06 dB $\mu$ V
Nr.4	259.200000 MHz	10.63 dB $\mu$ V
Nr.5	274.200000 MHz	10.89 dB $\mu$ V
Nr.6	298.200000 MHz	10.71 dB $\mu$ V
Nr.7		
Nr.8		

Tested by:  
**Thomas Eberl**

Project-No.:  
**50530-00082**

Date:  
**02/07/2000**

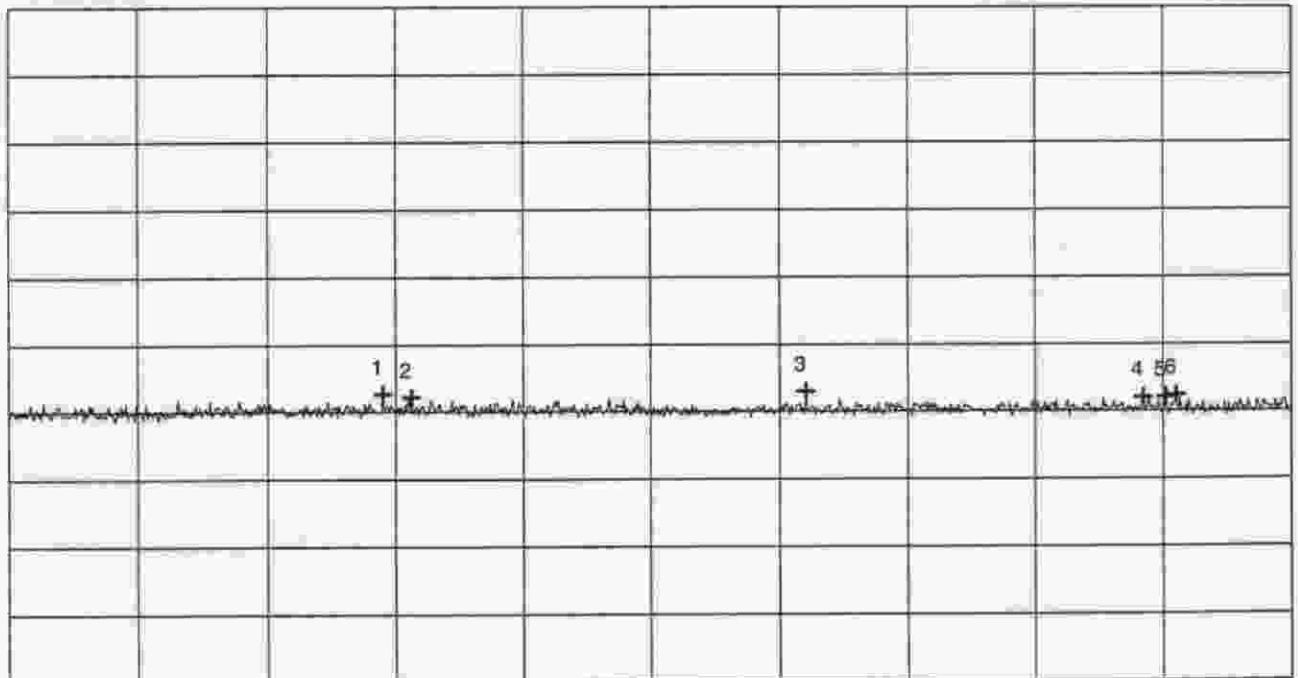
# Radiated emission 30 MHz - 1000 MHz acc. FCC Part 15 Subpart C

Model: WK240
Serial No.: 01
Applicant: ELDAT GmbH

Mode:  - transmitting continuously  - with battery supply 9 V DC  - EUT in vertical position with antenna to the top  - Test distance 3m  - Antenna polarisation :Vertical (1)  - PRESCAN WITHOUT ANY CORRECTIONS
---

Ref.Level 70 dB $\mu$ V  
10 dB dB/Div.

ATT 0 dB



Start 300.000 MHz  
RBW 100 kHz

VBW 100 kHz

Stop 1.000 GHz  
SWP 220 ms

\*\*\*\* Multi Marker \*\*\*\*

Nr.1	503.000000 MHz	12.69 dB $\mu$ V
Nr.2	518.555556 MHz	12.18 dB $\mu$ V
Nr.3	734.000000 MHz	13.00 dB $\mu$ V
Nr.4	919.111111 MHz	12.08 dB $\mu$ V
Nr.5	931.555556 MHz	12.13 dB $\mu$ V
Nr.6	937.000000 MHz	12.39 dB $\mu$ V
Nr.7		
Nr.8		

Tested by:  
Thomas Eberl

Project-No.:  
50530-00082

Date:  
02/07/2000

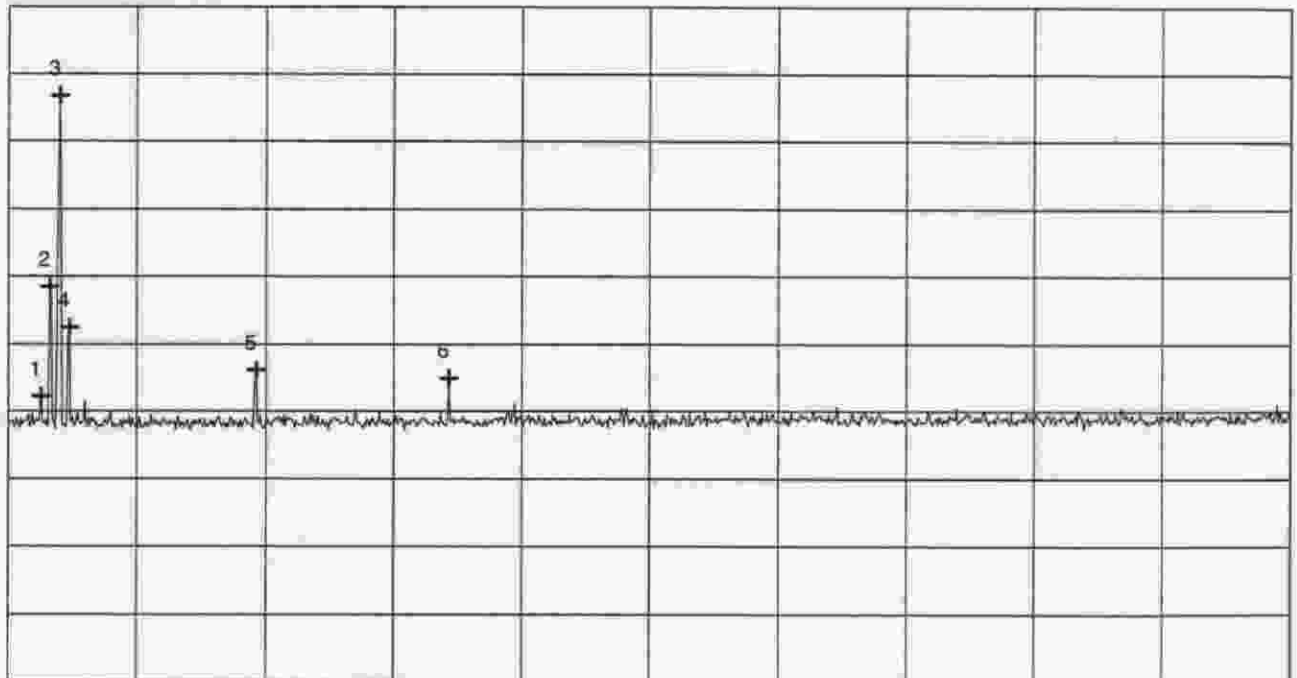
# Radiated emission 30 MHz - 1000 MHz acc. FCC Part 15 Subpart C

Model: WK240
Serial No.: 01
Applicant: ELDAT GmbH

Mode:  <ul style="list-style-type: none"> <li>- transmitting continuously</li> <li>- with battery supply 9V DC</li> <li>- EUT in horizontal position with rear on table</li> <li>- Test distance 3m</li> <li>- Antenna polarisation : Horizontal (2)</li> <li>- PRESCAN WITHOUT ANY CORRECTIONS</li> </ul>
--

Ref.Level 70 dBµV  
10 dB dB/Div.

ATT 0 dB



Start 30.000 MHz  
RBW 100 kHz

VBW 100 kHz

Stop 300.000 MHz  
SWP 100 ms

\*\*\*\* Multi Marker \*\*\*\*

Nr.1	36.900000 MHz	12.21 dBµV
Nr.2	38.700000 MHz	28.44 dBµV
Nr.3	40.800000 MHz	56.72 dBµV
Nr.4	42.900000 MHz	22.47 dBµV
Nr.5	81.900000 MHz	16.12 dBµV
Nr.6	122.700000 MHz	14.93 dBµV
Nr.7		
Nr.8		

Tested by: Thomas Eberl
Date: 02/07/2000

Project-No.: 50530-00082
Page 36 of 47 Pages

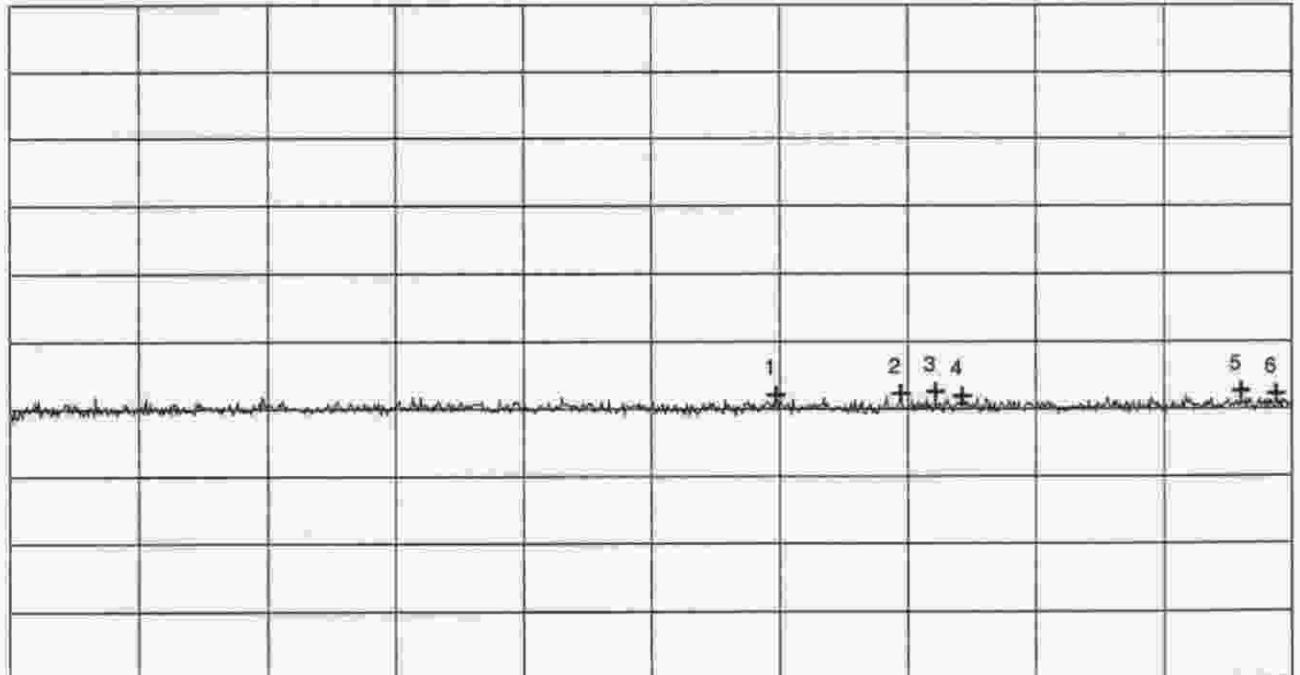
# Radiated emission 30 MHz - 1000 MHz acc. FCC Part 15 Subpart C

Model: WK240
Serial No.: 01
Applicant: ELDAT GmbH

Mode:  <ul style="list-style-type: none"> <li>- transmitting continuously</li> <li>- with battery supply 9 V DC</li> <li>- EUT in horizontal position with rear on table</li> <li>- Test distance 3m</li> <li>- Antenna polarisation :Horizontal (2)</li> <li>- PRESCAN WITHOUT ANY CORRECTIONS</li> </ul>
--

Ref.Level 70 dBµV  
10 dB dB/Div.

ATT 0 dB



Start 300.000 MHz  
RBW 100 kHz

VBW 100 kHz

Stop 1.000 GHz  
SWP 220 ms

\*\*\*\* Multi Marker \*\*\*\*

Nr.1	717.866667 MHz	12.11 dBµV
Nr.2	786.111111 MHz	12.31 dBµV
Nr.3	804.777778 MHz	12.62 dBµV
Nr.4	819.555556 MHz	11.98 dBµV
Nr.5	972.000000 MHz	12.67 dBµV
Nr.6	991.444444 MHz	12.23 dBµV
Nr.7		
Nr.8		

Tested by: Thomas Eberl
----------------------------

Project-No.: 50530-00082
-----------------------------

Date: 02/07/2000
---------------------

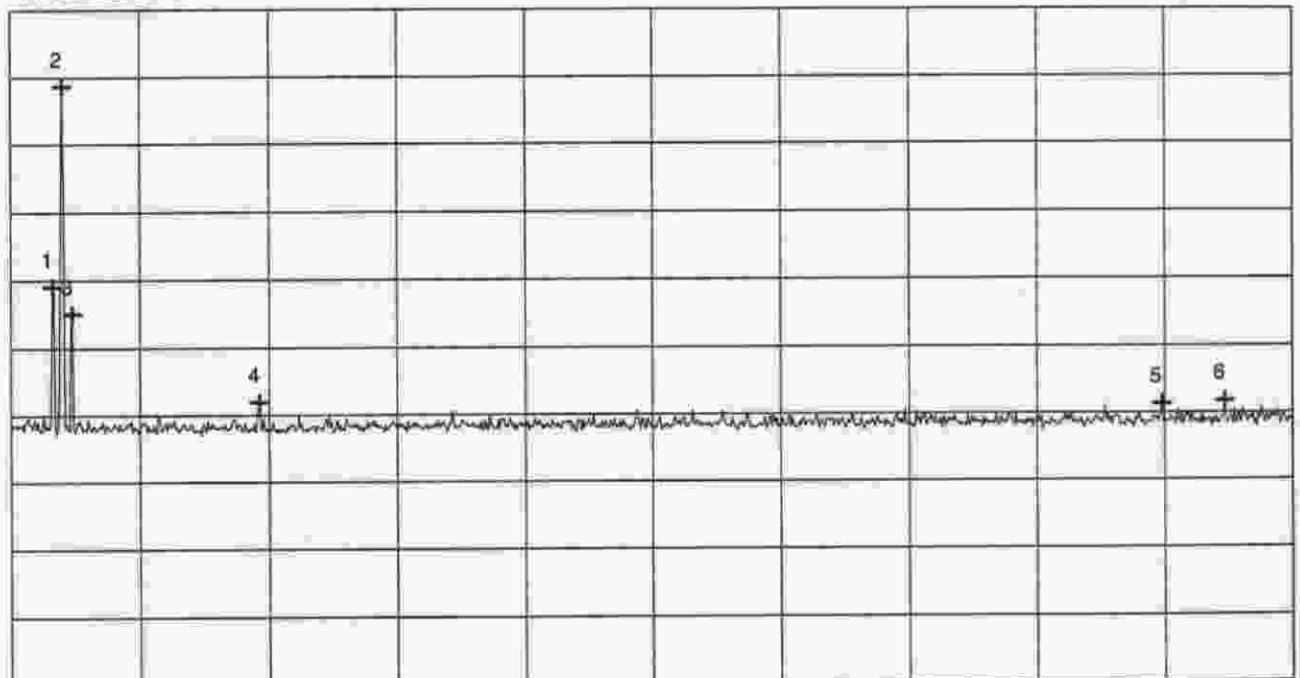
# Radiated emission 30 MHz - 1000 MHz acc. FCC Part 15 Subpart C

Model: WK240
Serial No.: 01
Applicant: ELDAT GmbH

Mode:  <ul style="list-style-type: none"> <li>- transmitting continuously</li> <li>- with battery supply 9 V DC</li> <li>- EUT in horizontal position with rear on table</li> <li>- Test distance 3m</li> <li>- Antenna polarisation : Vertical (2)</li> <li>- PRESCAN WITHOUT ANY CORRECTIONS</li> </ul>
---

Ref.Level 70 dB $\mu$ V  
10 dB dB/Div.

ATT 0 dB



Start 30.000 MHz  
RBW 100 kHz

VBW 100 kHz

Stop 300.000 MHz  
SWP 100 ms

\*\*\*\* Multi Marker \*\*\*\*

Nr.1	38.700000 MHz	29.07 dB $\mu$ V
Nr.2	40.800000 MHz	58.63 dB $\mu$ V
Nr.3	42.900000 MHz	25.01 dB $\mu$ V
Nr.4	81.900000 MHz	11.90 dB $\mu$ V
Nr.5	272.400000 MHz	11.37 dB $\mu$ V
Nr.6	285.600000 MHz	11.78 dB $\mu$ V
Nr.7		
Nr.8		

Tested by:  
Thomas Eberl

Date:  
02/07/2000

Project-No.:  
50530-00082