

9. List of Measurements

9.1. List of Measurements According To FCC Part 15 Subpart C

FCC Part 15 Subpart C			
Section(s):	Test	Page(s)	Result
	Transmit mode (TX):		
§15.231.c	Bandwidth of emission		Passed
§15.207	Conducted emission test 450 kHz - 30 MHz		Not Applicable
§15.231.b §15.209 §15.205.a,b	Radiated emission test 9 kHz - 30 MHz	---	Not Applicable (acc. to §15.33)
§15.231.b §15.209 §15.205.a,b	Radiated emission test 30 MHz - 1 GHz		Passed
§15.231.b §15.209 §15.205.a,b	Radiated emission test 1 GHz - 5 GHz		Not Applicable

9.2. List of Measurements According To Industry Canada RSS-210

Industry Canada RSS-210 Issue 2			
Section(s):	Test	Page(s)	Result
	Transmit mode (TX):		
6.1.1.c	Bandwidth		Passed
6.6	Conducted emission test 450 kHz - 30 MHz		Not Applicable
6.1.1.b 6.3	Radiated emission test 9 kHz - 30 MHz	---	Not Applicable (acc. to 6.3.e)
6.1.1.b 6.3	Radiated emission test 30 MHz - 1 GHz		Passed
6.1.1.b 6.3	Radiated emission test 1 GHz - 5 GHz		Not Applicable

10. Referenced Regulations

All tests were performed with reference to the following regulations and standards:

- | | | | |
|-------------------------------------|--------------------------|--|-------------------|
| <input checked="" type="checkbox"/> | FCC Part 15
Subpart A | Code of Regulations Part 15 (Radio Frequency Devices), Subpart A (General) of the Federal Communication Commission (FCC) | October 20, 1997 |
| <input checked="" type="checkbox"/> | FCC Part 15
Subpart B | Code of Regulations Part 15 (Radio Frequency Devices), Subpart B (Unintentional Radiators) of the Federal Communication Commission (FCC) | October 20, 1997 |
| <input checked="" type="checkbox"/> | FCC Part 15
Subpart C | Code of Regulations Part 15 (Radio Frequency Devices), Subpart C (Intentional Radiators) of the Federal Communication Commission (FCC) | October 20, 1997 |
| <input checked="" type="checkbox"/> | ANSI C63.4 | American National Standard for Methods of Measurement of Radio-Noise Emissions from Low-Voltage Electrical and Electronic Equipment in the Range of 9 kHz - 40 GHz | October, 1992 |
| <input checked="" type="checkbox"/> | RSS-210 | Radio Standards Specification RSS-210 Issue 2 for Low Power Licence-Exempt Radiocommunication Devices of Industry Canada | February 24, 1996 |

11. Test Results

**Radiated Emission 30 MHz - 1 GHz (Final Test)
according to FCC Part 15 Subpart C, §15.231.b**

Model: WK240
 Type: Remote control transmitter
 Serial No.: 1
 Applicant: ELDAT GmbH
 Test-site: Open area test-site I
 Test distance: 3 meters
 Date of test: 04/02/2000
 Operator: T. Eberl
 Mode: - transmitting continuously
 - with battery supply 9 V DC

EUT in horizontal position with rear side on table

Detector: Peak

Polarization: horizontal

Frequency [MHz]	Receiver reading [dB μ V]	Correction factor [dB]	Fieldstrength Peak [dB μ V/m]	Limit Peak [dB μ V/m]	Duty cycle correction [dB]	Fieldstrength Average [dB μ V/m]	Limit Average [dB μ V/m]	Limit exceeded
40.68	53.2	12.6	65.8	86.9	6.8	59.0	66.9	
81.37	7.6	10.8	18.4	66.0	6.8	11.6	46.0	
122.05	6.5	14.5	21.0	66.0	6.8	14.2	46.0	

Result: The limits are kept.

**Radiated Emission 30 MHz - 1 GHz (Final Test)
according to FCC Part 15 Subpart C, §15.231.b**

Model: WK240
 Type: Remote control transmitter
 Serial No.: 1
 Applicant: ELDAT GmbH
 Test-site: Open area test-site I
 Test distance: 3 meters
 Date of test: 04/02/2000
 Operator: T. Eberl
 Mode: - transmitting continuously
 - with battery supply 9 V DC

EUT in horizontal position with rear side on table

Detector: Peak

Polarization: vertical

Frequency [MHz]	Receiver reading [dBµV]	Correction factor [dB]	Fieldstrength Peak [dBµV/m]	Limit Peak [dBµV/m]	Duty cycle correction [dB]	Fieldstrength Average [dBµV/m]	Limit Average [dBµV/m]	Limit exceeded
40.68	60.5	12.6	73.1	86.9	6.8	66.3	66.9	
81.37	14.5	10.8	25.3	66.0	6.8	18.5	46.0	
122.05	7.7	14.5	22.2	66.0	6.8	15.4	46.0	
447.53	2.5	23.4	25.9	66.0	6.8	19.1	46.0	

**Radiated Emission 30 MHz - 1 GHz (Final Test)
according to FCC Part 15 Subpart C, §15.231.b**

Model: WK240
Type: Remote control transmitter
Serial No.: 1
Applicant: ELDAT GmbH
Test-site: Open area test-site 1
Test distance: 3 meters
Date of test: 04/02/2000
Operator: T. Eberl
Mode: - transmitting continuously
- with battery supply 9 V DC

EUT in horizontal position with rear side on table

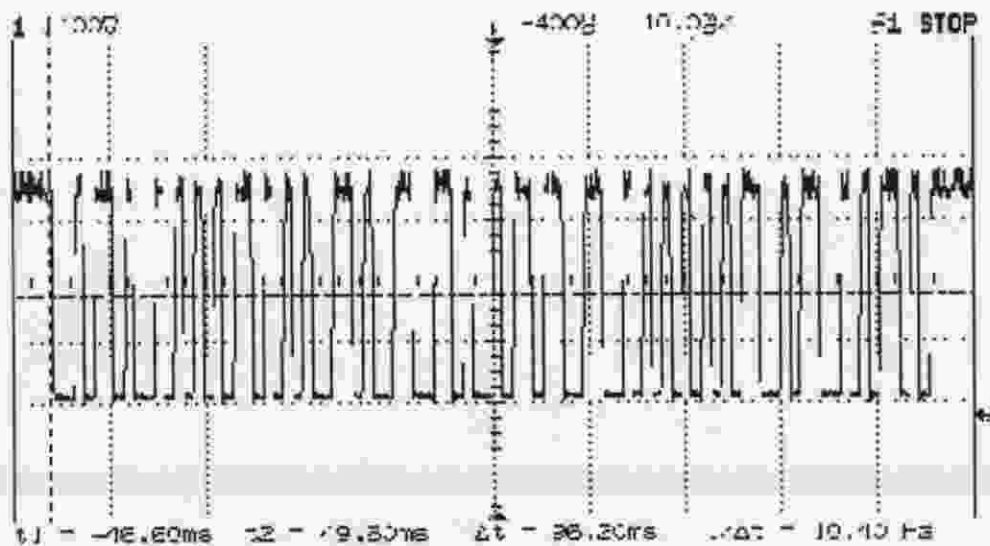
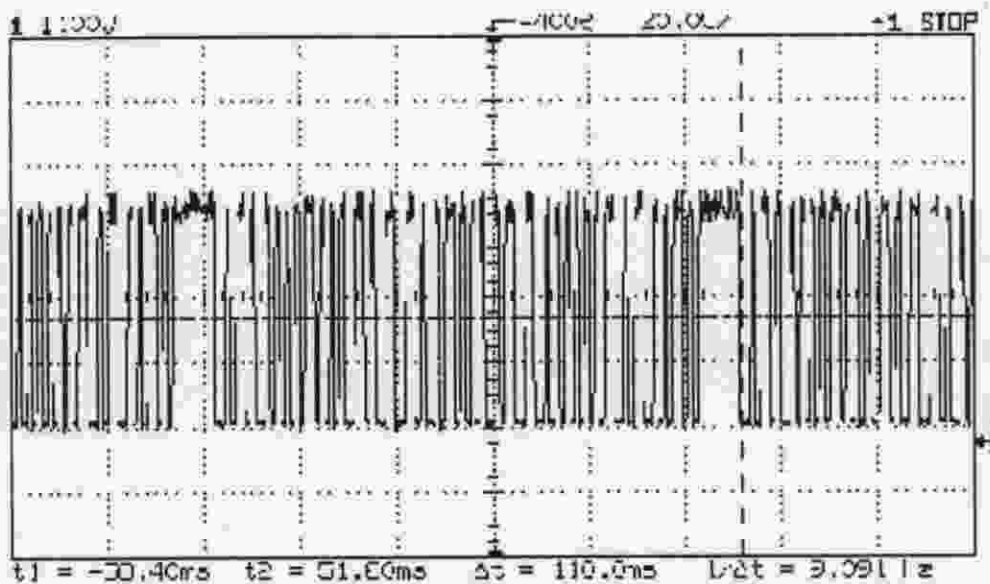
Detector: Peak

Result: The limits are kept.

Duty Cycle Test
according to FCC Part 15 Subpart C, §15.231 / ANSI C63.4-1992 (I4.10)

Model: WK240
Type: Remote control transmitter
Serial No.: 1
Applicant: ELDAT GmbH
Test-site: Shielded room

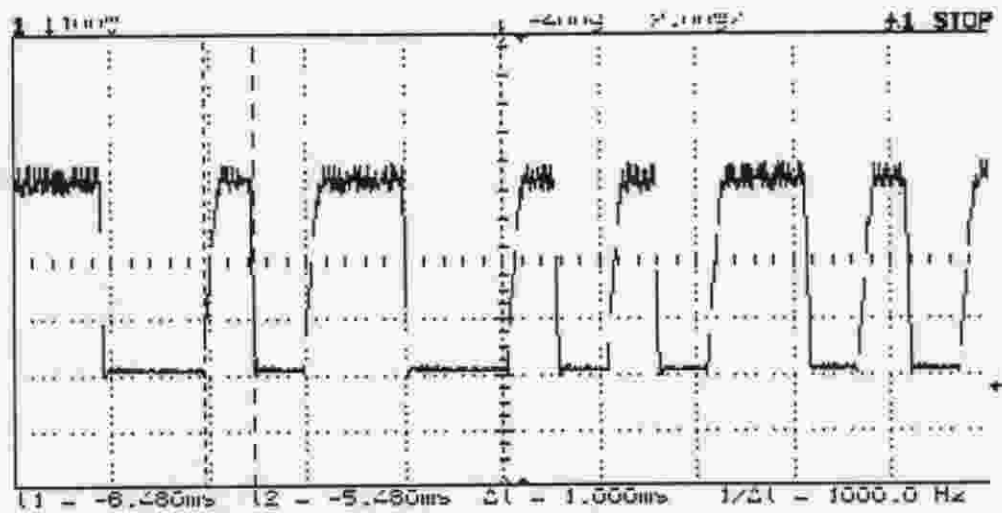
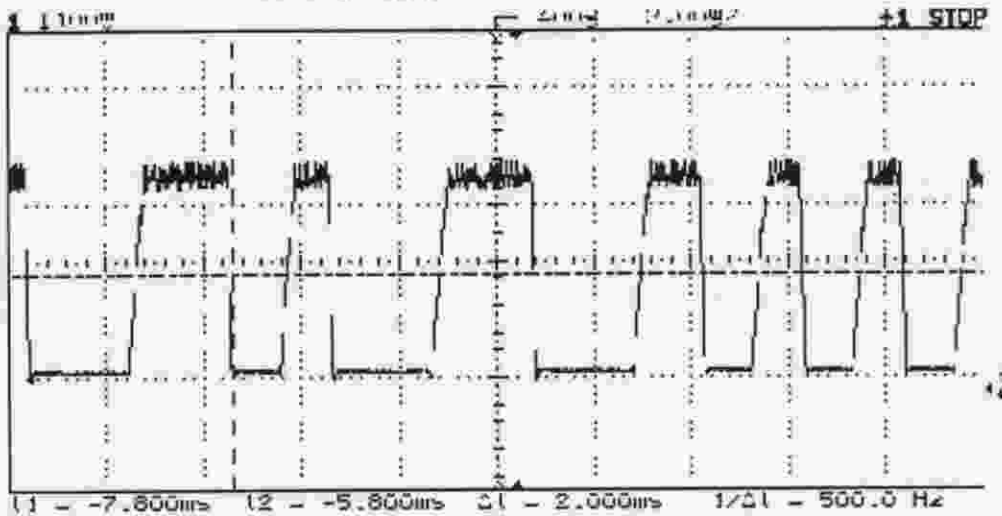
Date of test: 08/02/2000
Operator: T.Eberl
Mode: - transmitting continuously
- with battery supply 9 V DC



Duty Cycle Test (continued)
according to FCC Part 15 Subpart C, §15.231 / ANSI C63.4-1992 (I4.10)

Model: WK240
Type: Remote control transmitter
Serial No.: 1
Applicant: ELDAT GmbH
Test-site: Shielded room

Date of test: 01/14/1999
Operator: T.Eberl
Mode: - transmitting continuously
- with battery supply 9 V DC



Duty Cycle Test (continued)
according to FCC Part 15 Subpart C, §15.231 / ANSI C63.4-1992 (I4.10)

Model: WK240
 Type: Remote control transmitter
 Serial No.: 1
 Applicant: ELDAT GmbH
 Test-site: Shielded room

Date of test: 02/08/2000
 Operator: T.Eberl
 Mode: - transmitting continuously
 - with battery supply 12 V DC

(standard mode)

	Number of pulses	T [ms]	Duty Cycle	Duty Cycle Correction [dB]
Pulse Train		110.000	0.409	-7.8
Transmitter ON (long time)	10	2.000		
Transmitter ON (short time)	25	1.000		

(worst case mode)

	Number of pulses	T [ms]	Duty Cycle	Duty Cycle Correction [dB]
Pulse Train		110.000	0.455	-6.8
Transmitter ON (long time)	15	2.000		
Transmitter ON (short time)	20	1.000		