

Straubing, 8 May 2003

TEST - REPORT

No. 50530-30221

for

FHS 20/21 Typ 2 ASK 315 MHz

Remote Control Transmitter

Applicant: Eldat GmbH

Test Specification: FCC Code of Federal Regulations,
Part 15 Subpart C, Section 15.231

Note:

The test data of this report relate only to the individual item which has been tested. This report shall not be reproduced except in full extent without the written approval of the testing laboratory.

Table of Contents

1. Administrative Data.....	3
2. Identification of Test Laboratory	4
3. Operation Mode of EUT.....	5
4. Configuration	6
5. Measuring Methods	7
5.1. Field Strength of Emissions, Prescans in a fully-anechoic Room.....	7
5.2. Radiated Emission Measurement at Open Area Test Site.....	9
6. Photographs Taken During Testing.....	10
7. List of Measurements	13
8. Referenced Regulations	18
Charts taken during testing	19

1. Administrative Data


Test item (EUT)	
Type designation	FHS 20/21 Typ 2 ASK 315 MHz
Serial number(s):	001
Type of equipment:	Remote Control Transmitter
Parts/accessories:	
FCC-ID:	
Technical data	
Frequency range	N/A
Operational frequency	315 MHz
Type of modulation	10K0A1D
Pulse frequency	N/A
Pulse width	N/A
Antenna	Integrated
Power supply	3 V Lithium Battery
Applicant: (full address)	ELDAT GmbH Gesellschaft für Elektronik und Daten Im Gewerbepark 14 15711 Zeesen
Contract identification:	---
Contact person:	Andreas Eidam
Manufacturer:	Eldat GmbH
Application details	
Receipt of EUT:	8 April 2003
Date of test:	April 2003
Note:	
Responsible for testing:	Martin Steindl
Responsible for test report:	Martin Steindl

2. Identification of Test Laboratory

DETAILS OF THE TEST LABORATORY

COMPANY NAME:	Senton GmbH EMI/EMC Test Center
ADDRESS:	Aeussere Fruehlingsstrasse 45 D-94315 Straubing Germany
LABORATORY ACCREDITATION:	DAR-Registration No. TTI-P-G 062/94-01
FCC TEST SITE LISTING	
INDUSTRY CANADA TEST SITE REGISTRATION	IC 3050
NAME FOR CONTACT PURPOSES:	Mr. Johann Roidt
TELEPHONE: (+49) (0)9421 5522-0	FAX: (+49) (0)9421 5522-99

PERSONNEL INVOLVED IN THIS TEST REPORT

LABORATORY MANAGER:	 Mr. Johann Roidt
RESPONSIBLE FOR TESTING:	Mr. Martin Steindl
RESPONSIBLE FOR TEST REPORT:	Mr. Martin Steindl

SUMMARY OF TEST RESULTS

The tested sample complies with the requirements set forth in the
FCC Code of Federal Regulations
Part 15, Subpart C, Section 15.231

3. Operation Mode of EUT

While one button is pressed, the transmitter continuously sends the corresponding datagram. When the button is released, the transmitter stops working instantly.

4. Configuration

Configuration of the EUT
Not applicable

Cables connected to the EUT
Not applicable

Peripheral devices connected to the EUT
Not applicable

5. Measuring Methods

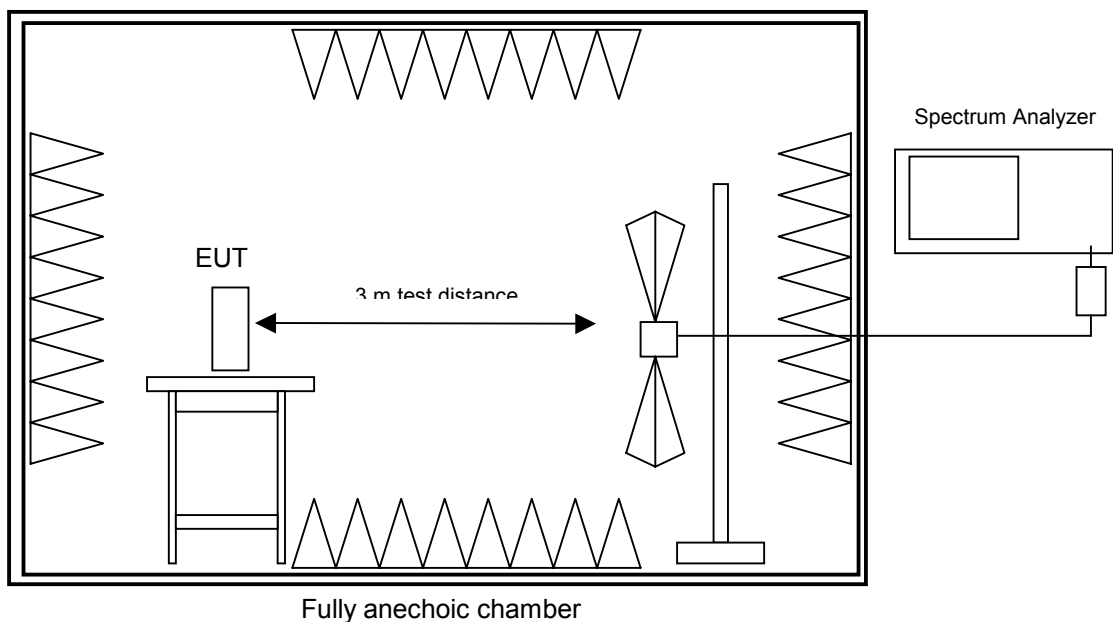
5.1. Field Strength of Emissions, Prescans in a fully-anechoic room (30 MHz – 1 GHz)

Rules and Specifications:	Sections 15.109 & 15.231
Guide:	ANSI C63.4 1997

Measurement Procedure:

Radiated emissions are measured over the frequency range from 30 MHz to 1 GHz.

Measurements were made in both the horizontal and vertical planes of polarization in a fully anechoic room using a spectrum analyzer with the detector function set to peak and resolution bandwidth set to 100 kHz. All tests were performed at a test-distance of 3 meters. Hand-held or body-worn devices are rotated through three orthogonal axes to determine which attitude and configuration produces the highest emission relative to the limit and therefore shall be used for final testing.



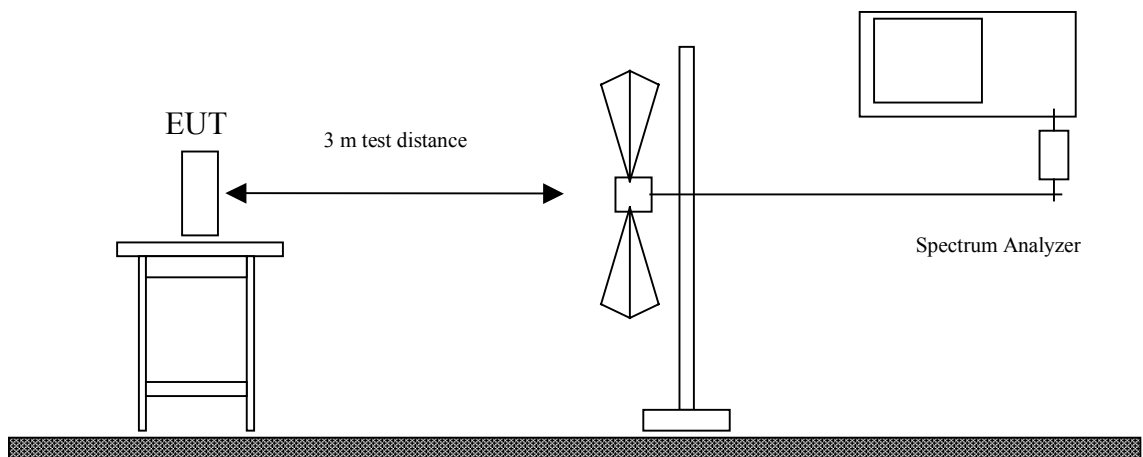
Test instruments used:

No.	Type	Model	Serial Number	Manufacturer
01	Spectrum Analyzer	FSP 30	100063	Rohde & Schwarz
113	Preamplifier	CPA9231A	3393	Schaffner
141	Biconical antenna	HK 116	829708/006	Rohde & Schwarz
143	Log. periodic antenna	3147	9112-1054	EMCO
003	Fully anechoic room	No. 2	1452	Albatross Projects

5.2. Fieldstrength of Emissions, Measurement at Open Area Test Site (30 MHz – 1 GHz)

Rules and Specifications:	Sections 15.109 & 15.231
Guide:	ANSI C63.4 1997

Measurement Procedure:
<p>Measurement Procedure:</p> <p>For final testing an open-area test-site was used. Radiated emissions are measured over the frequency range from 30 MHz to 1 GHz.</p> <p>Measurements were made in both the horizontal and vertical planes of polarisation at a open area test site using a spectrum analyser with the detector function set to CISPR. All test were performed at a test distance of 3 meters. During the tests the EUT is rotated all around, and the receiving-antenna is rased and lowered from 1m to 4m to find the maximum levels of emissions. The cables and equipment were placed and moved within the range of position likely to find their maximum emissions.</p>



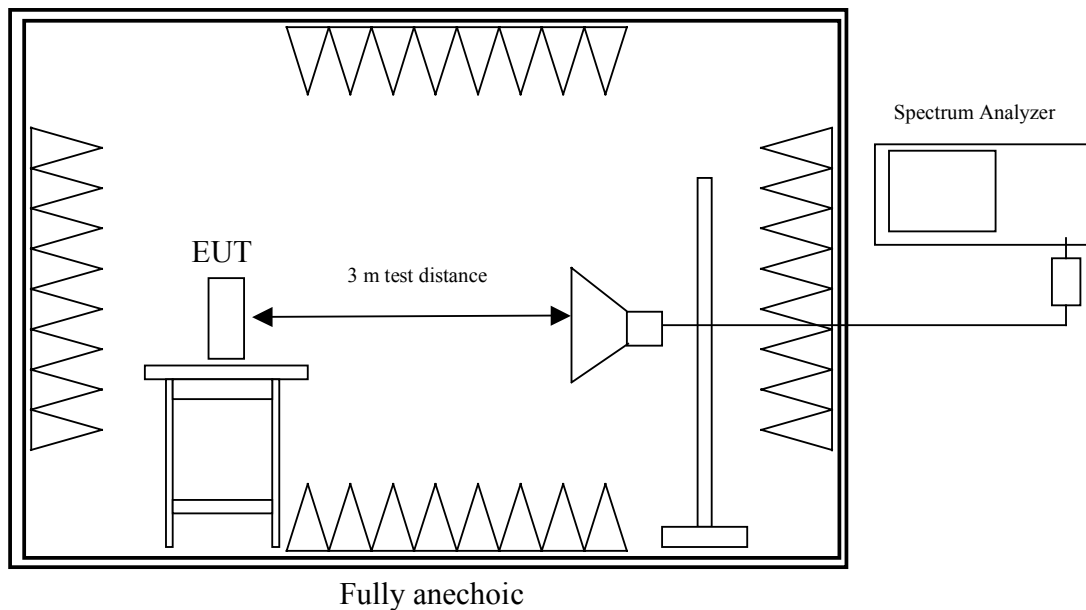
Test instruments used:

No.	Type	Model	Serial Number	Manufacturer
01	EMI Receiver	ESVP	881414/009	Rohde & Schwarz
141	Biconical antenna	HK 116	829708/006	Rohde & Schwarz
143	Log. periodic antenna	3147	9112-1054	EMCO
003	Open Field Test Site	No. 1	N/A	Senton

5.3. Fieldstrength of Emissions above 1 GHz

Rules and Specifications:	Sections 15.109 & 15.209
Guide:	ANSI C63.4 1997

Measurement Procedure:
<p>Radiated emissions are measured in the frequency range 1 GHz to the 10th harmonic of the maximum frequency of the EUT.</p> <p>Resolution and video bandwidth of the spectrum analyzer are set to 1 MHz. Hand-held or body-worn devices are rotated through three orthogonal axes to determine which attitude and configuration produces the highest emission relative to the limit and therefore shall be used for final testing. Additional measurements are performed at critical frequencies with reduced span. EUT is rotated all around and receiving antenna is raised and lowered to find the maximum levels of emission. The cables and equipment are placed and moved within the range of position likely to find their maximum emissions.</p> <p>All tests are performed in a fully-anechoic chamber with a test-distance of 3 meters.</p> <p>If required preamplifiers are used for the whole frequency range. Special care is taken to avoid overload in transmit mode (using appropriate attenuators and filters if necessary).</p>



Test instruments used:

No.	Type	Model	Serial Number	Manufacturer
01	Spectrum Analyzer	FSP 30	100063	Rohde & Schwarz
143	Log. periodic antenna	3147	9112-1054	EMCO
145	Horn antenna	3115	9508-4553	EMCO
146	Horn antenna set	3160-03/-09	9112-1003	EMCO
114	Preamplifier 1-8 GHz	AFS3-00100800-32-LN	847743	Miteq
115	Preamplifier 8-18 GHz	ACO/180-3530	32641	CTT

6. Photographs Taken During Testing

Test setup for radiated emission measurement (fully anechoic room)



Test setup for radiated emission measurement (open-area test-side)



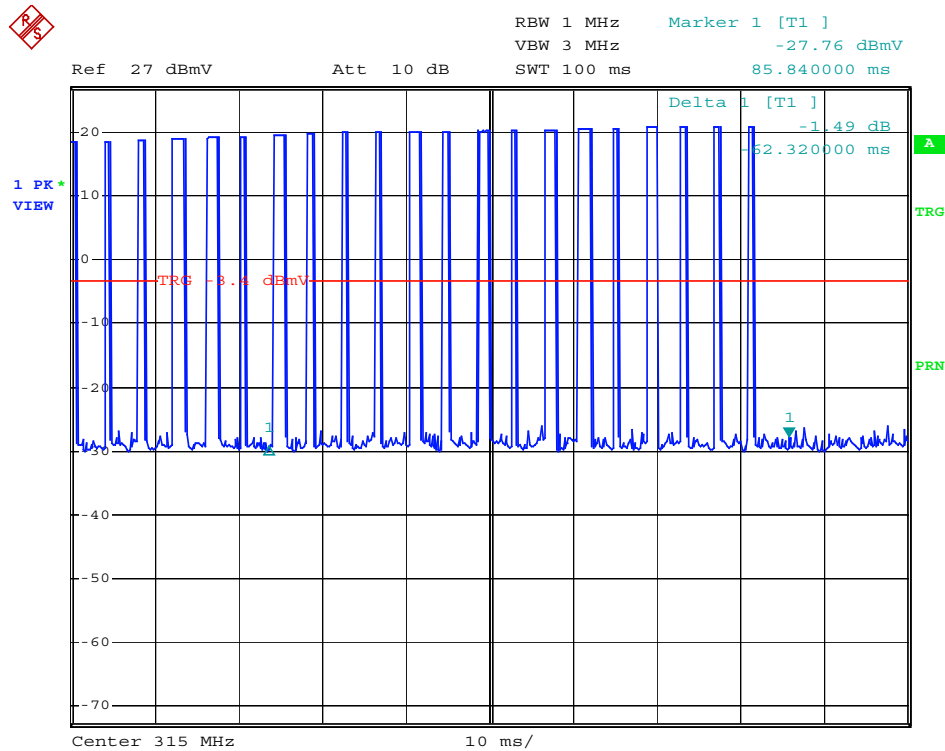
7. List of Measurements

FCC Part 15			
Section(s):	Test	Page(s)	Result
15.205	Restricted Bands	---	Pass
15.231 (a) (1)	Periodic operation	---	Pass
15.231 (b)	Duty cycle correction	14 - 15	
15.231 (b)	Field strength of emissions	16	Pass
15.231 (c)	Bandwidth of emissions	17	Pass

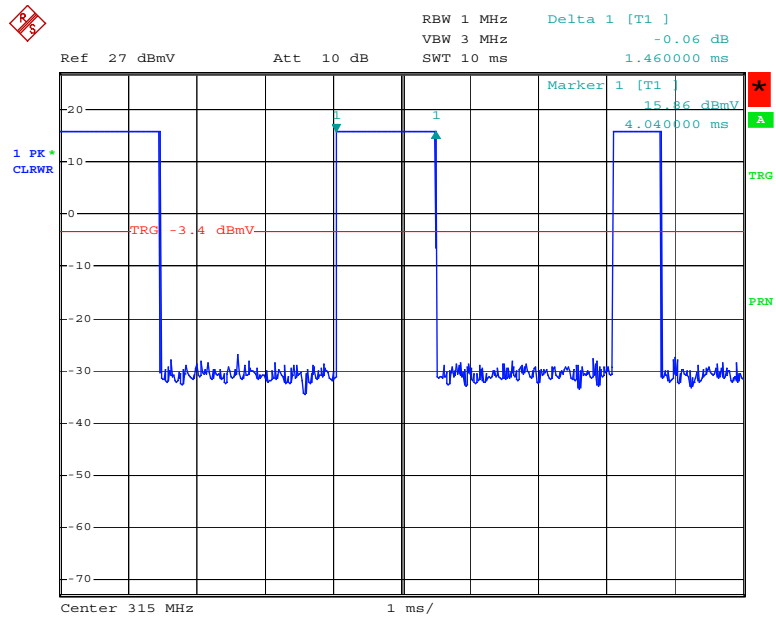
Duty Cycle Correction

Rules and Specifications:	15.231 (b) (2) Limits on the Field Strength of Emissions
Guide:	ANSI C63.4
ANSI C63.4 4.2	When average detector function limits are specified for a pulse modulated transmitter, the average level of emissions may be found by measuring the peak levels of the emissions and correcting them with the duty cycle according to ANSI C64.4, section I4 (10)

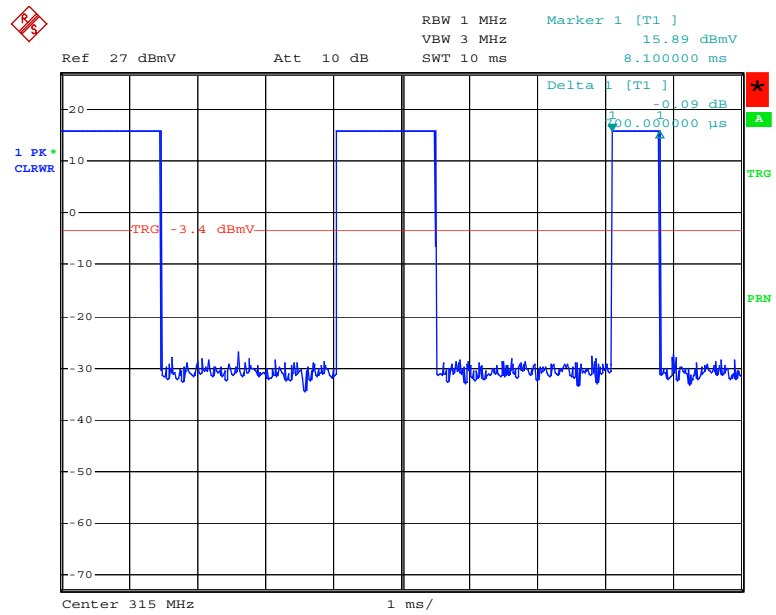
$$DutyCycleCorrection [dB] = 20 \cdot \log\left(\frac{13 \cdot 0,7ms + 8 \cdot 1,4ms}{100ms}\right) = -13,85 dB$$



Comment A: ELD30237 - Duty Cycle
 Date: 9.MAY.2003 14:16:20



Comment A: ELD30237 - Duty Cycle
Date: 9.MAY.2003 14:19:03



Comment A: ELD30237 - Duty Cycle
Date: 9.MAY.2003 14:19:40

Field strength of emissions

Rules and Specifications:	15.231 Radiated Emission Limits	
Guide:	ANSI C63.4	
Limit:	In addition to the provisions of Section 15.205, the field strength of emissions from intentional radiators operated under Section 15.231 shall not exceed the following:	
	Frequency of Emission (MHz)	Field Strength (microvolts/meter)
	40.66 – 40.70	225
	70 – 130	125
	130 - 174	125 to 375 **
	174 - 260	375
	260 – 470	375 to 1250 **
	above 470	1250

** linear interpolation

Test Site:	Open Area Test Site (< 1 GHz), Fully anechoic chamber (> 1 GHz)
Distance:	3 Meter

Frequency (MHz)	Detector	Antenna Polarization	Analyzer Reading (dBµV)	Antenna Correction (dB/m)	Duty Cycle Correction (dB)	Field Strength (dBµV/m)	Limit (dBµV/m)	Margin (dB)
315.00	PK	Hor	64.2	15.80	-13.85	66.15	75.62	-9.5
630.00	PK	Ver	25.90	23.20	-13.85	35.25	55.62	-20.4
2206.00	PK	Ver	14.61	31.45	-13.85	32.21	55.62	-23.4
2524.00	PK	Ver	15.39	32.25	-13.85	33.79	55.62	-21.8
2836.00	PK	Hor	11.95	33.61	-13.85	31.71	55.62	-23.9

*** = All emissions showed more than 20 dB margin to the limit

A negative value for Margin indicates, that the limit is kept.

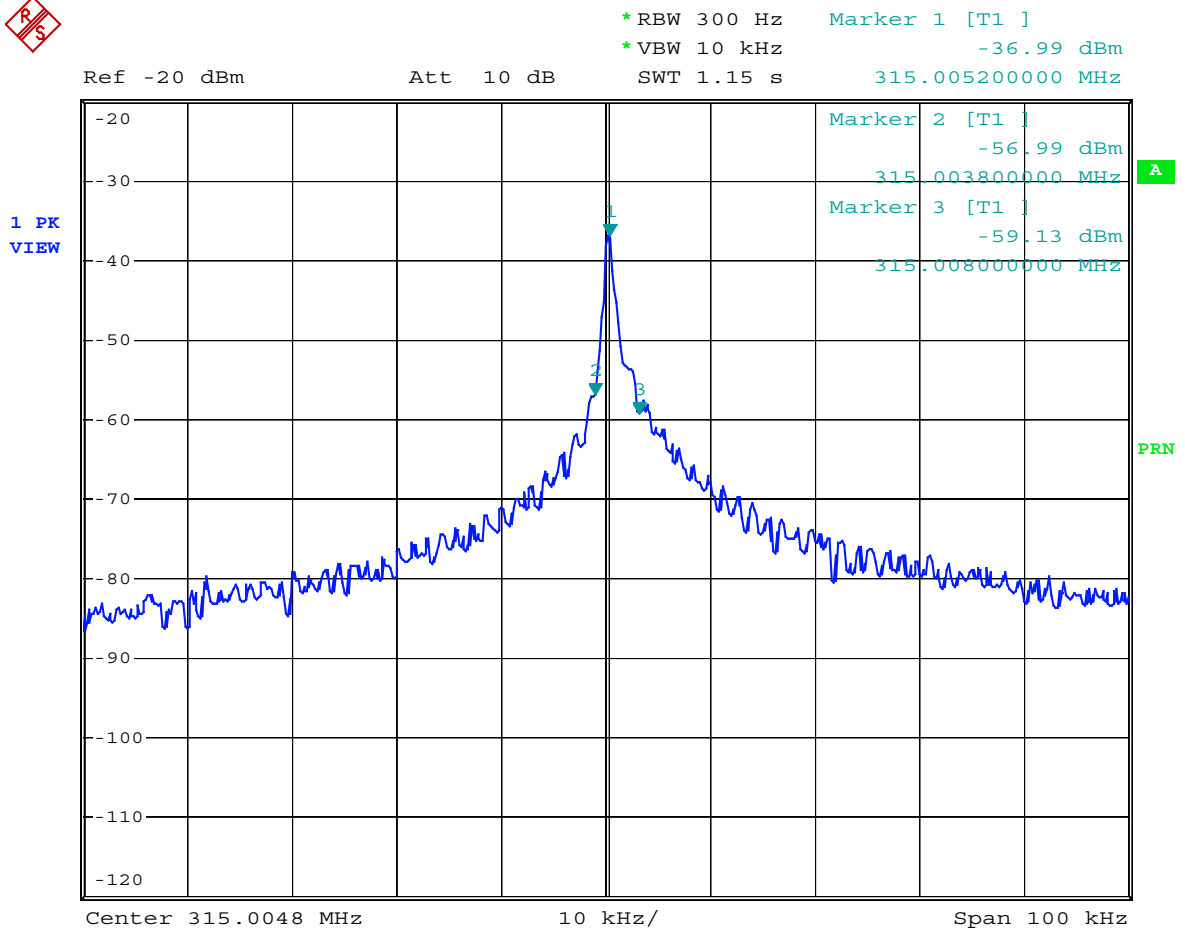
Sample calculation of erp values:

$$\text{Field Strength (dBµV/m)} = \text{Analyzer Reading (dBµV)} + \text{Antenna Correction (dB/m)} + \text{Duty Cycle Correction (dB)}$$

Test Results:	Pass
----------------------	------

Bandwidth of Emission

Rules and Specifications:	15.231 (c) Bandwidth of Emissions
Guide:	ANSI C63.4
Limit:	The bandwidth of the emission shall be no wider than 0.25% of the center frequency for devices operating above 70 MHz and below 900 MHz. For devices operating above 900 MHz, the emission shall be no wider than 0.5% of the center frequency. Bandwidth is determined at the points 20 dB from the modulated carrier



Comment A: ELD30237 - Bandwidth of emission
 Date: 9.MAY.2003 15:11:32

Bandwidth of emission at -20 dB points is 4.2 kHz. Limit is 787.5 kHz

Test Results:	Pass
----------------------	------

8. Referenced Regulations

All tests were performed with reference to the following regulations and standards:

<input checked="" type="checkbox"/>	FCC Part 2	Code of Federal Regulations Part 2 Frequency allocation and radio treaty matters; General rules and regulations	October 01, 1999
<input type="checkbox"/>	FCC Part 15 Subpart A	Code of Regulations Part 15 (Radio Frequency Devices), Subpart A (General) of the Federal Communication Commission (FCC)	May 30, 2002
<input type="checkbox"/>	FCC Part 15 Subpart B	Code of Regulations Part 15 (Radio Frequency Devices), Subpart B (Unintentional Radiators) of the Federal Communication Commission (FCC)	May 30, 2002
<input checked="" type="checkbox"/>	FCC Part 15 Subpart C	Code of Regulations Part 15 (Radio Frequency Devices), Subpart C (Intentional Radiators) of the Federal Communication Commission (FCC)	May 30, 2002
<input type="checkbox"/>	FCC Part 74 Subpart H	Code of Regulations Part 15 (Radio Frequency Devices), Subpart H (Low Power Auxiliary Stations) of the Federal Communication Commission (FCC)	October 20, 1997
<input checked="" type="checkbox"/>	ANSI C63.4	American National Standard for Methods of Measurement of Radio-Noise Emissions from Low-Voltage Electrical and Electronic Equipment in the Range of 9 kHz - 40 GHz	October, 1992
<input type="checkbox"/>	RSS-210	Radio Standards Specification RSS-210 Issue 2 for Low Power Licence-Exempt Radiocommunication Devices of Industry Canada	February 24, 1996

Charts taken during testing

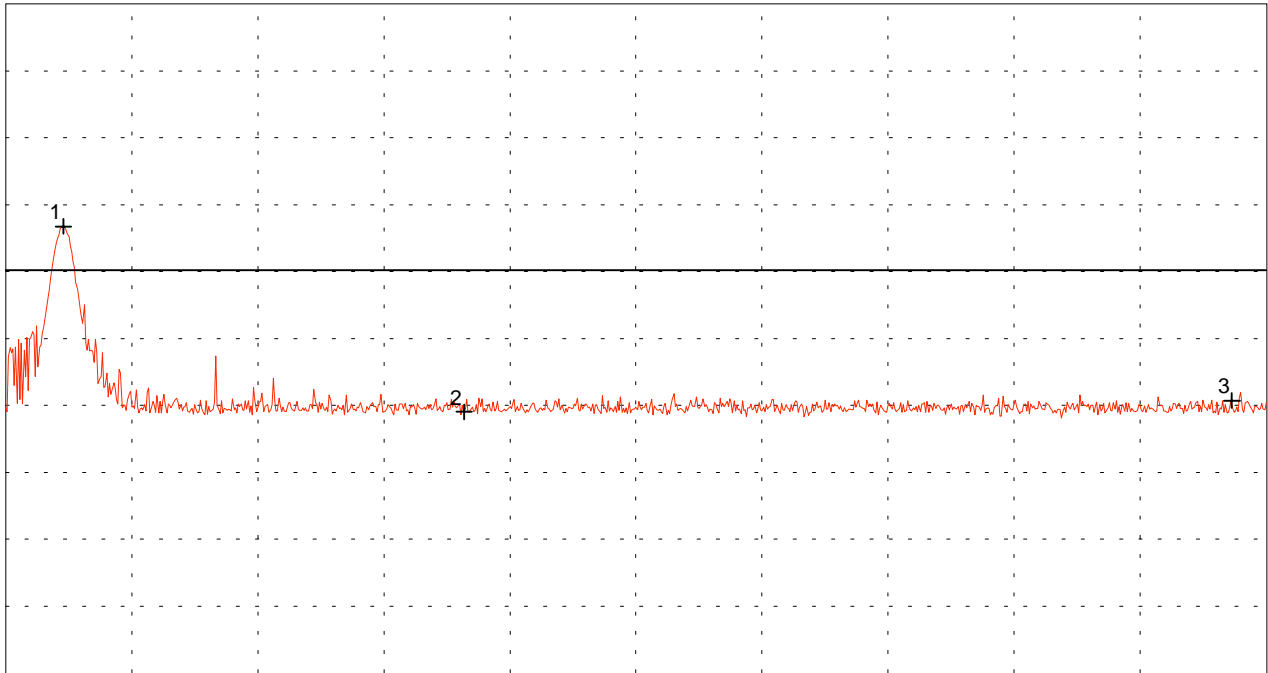
Restricted bands requirement acc. FCC 15 Part C

Model: FHS 20/21 Typ2 ASK 315 MHz	Mode: - DC 3 V lithium battery supply - - sending pulsed
Serial No.: test sample	
Applicant: Eldat GmbH	

Ref.Level 115.4 dB μ V/m
10 dB/Div.

ATT 20 dB

Ref. Offset 18.4 dB



Start 314.000 MHz
RBW 219 kHz

VBW 300 kHz

Stop 336.000 MHz
SWP 20 ms

Multi Marker List

No. 1	315.002222 MHz	82.14 dB μ V/m
No. 2	322.000000 MHz	54.43 dB μ V/m
No. 3	335.400000 MHz	56.11 dB μ V/m

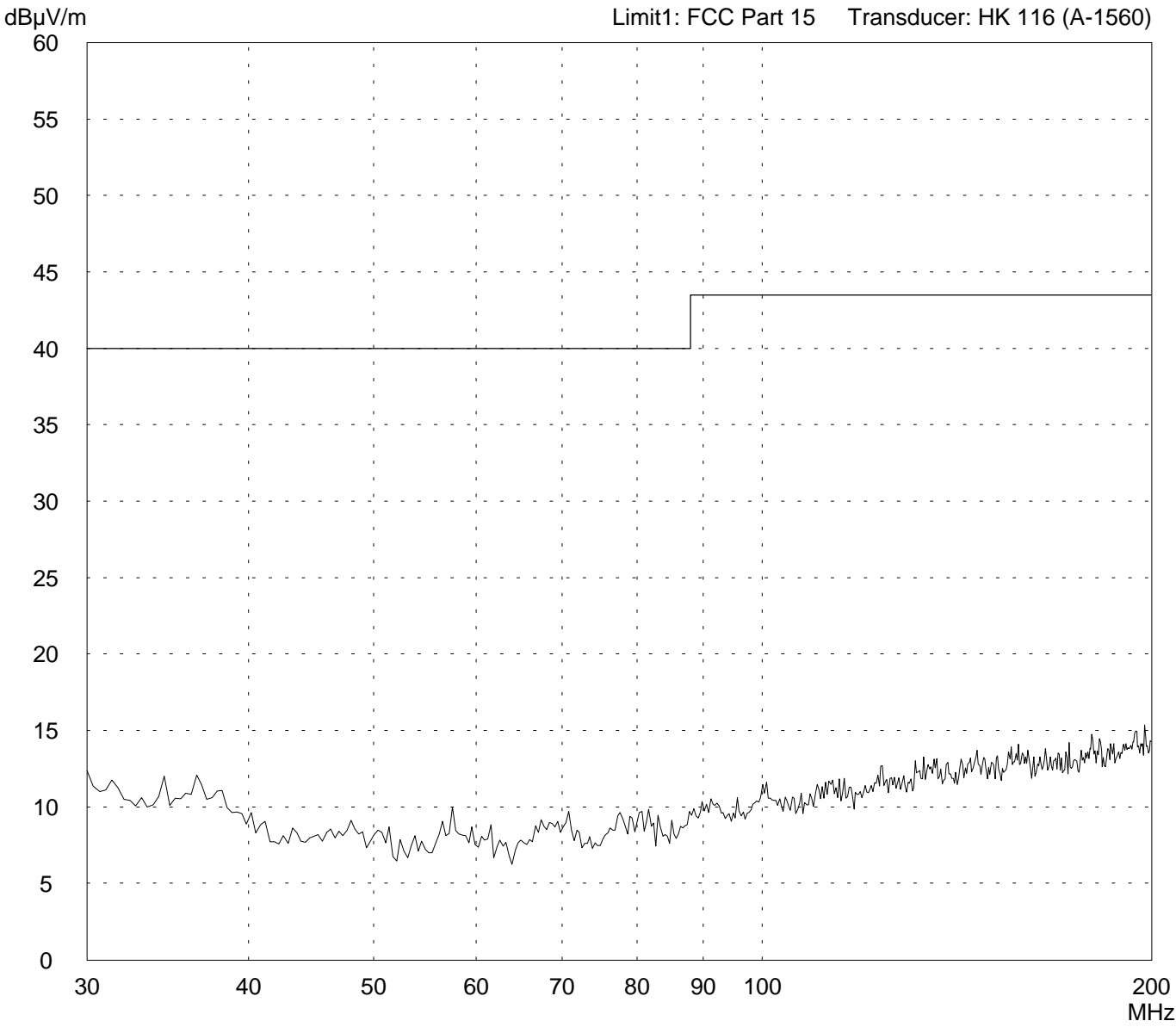
Tested by: M. Steindl
Date: 04/25/2003

Project-No.: 50530-30221
Page of pages

Radiated Emission Test 30 MHz - 200 MHz acc. to FCC Part 15 (Fully Anechoic Chamber)

<p>Model: FHS 20/21 Typ 2 ASK 315 MHz</p> <p>Serial no.: test sample 1</p> <p>Applicant: Eldat GmbH</p> <p>Test site: Fully anechoic room, cabin no. 2</p> <p>Tested on: Test distance 3 metres Horizontal Polarization</p> <p>Date of test: 04/24/2003 Operator: M. Steindl</p> <p>Test performed: automatically File name: default.emi</p>	<p>Comment:</p> <ul style="list-style-type: none"> - DC 3 V lithium battery supply - EUT mouted in test fixture (rotating z-axis) - sending pulsed
---	---

<p>Detector: Peak</p>	<p>List of values: 10 dB Margin 50 Subranges</p>
----------------------------------	--

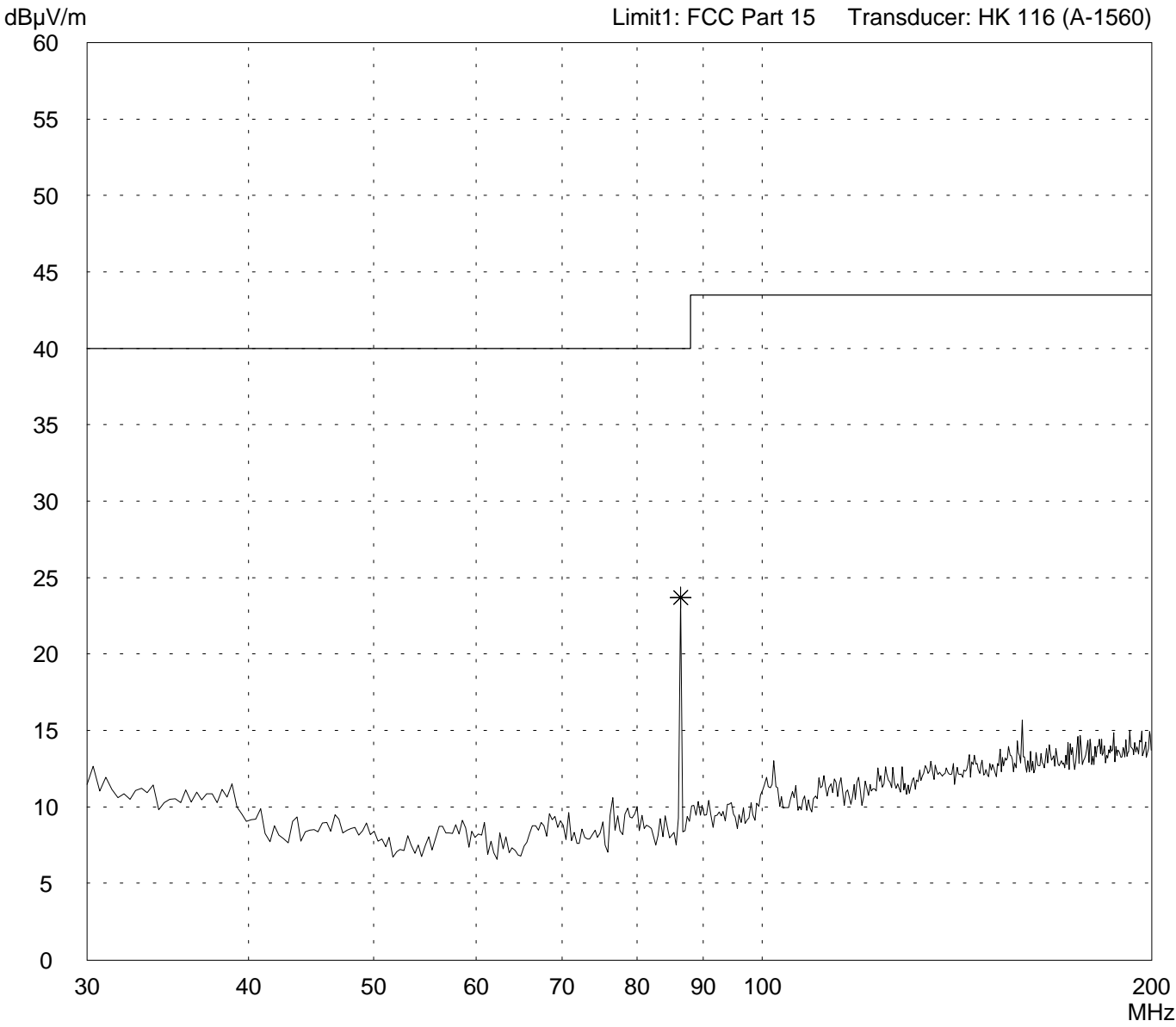


<p>Result: Prescan</p>	<p>Project file: 50530-30221</p> <p style="text-align: right;">Page of Pages</p>
-----------------------------------	---

Radiated Emission Test 30 MHz - 200 MHz acc. to FCC Part 15 (Fully Anechoic Chamber)

<p>Model: FHS 20/21 Typ 2 ASK 315 MHz</p> <p>Serial no.: test sample 1</p> <p>Applicant: Eldat GmbH</p> <p>Test site: Fully anechoic room, cabin no. 2</p> <p>Tested on: Test distance 3 metres Vertical Polarization</p> <p>Date of test: 04/24/2003 Operator: M. Steindl</p> <p>Test performed: automatically File name: default.emi</p>	<p>Comment:</p> <ul style="list-style-type: none"> - DC 3 V lithium battery supply - EUT mouted in test fixture (rotating y-axis) - sending pulsed
---	---

<p>Detector: Peak</p>	<p>List of values: Selected by hand</p>
----------------------------------	--

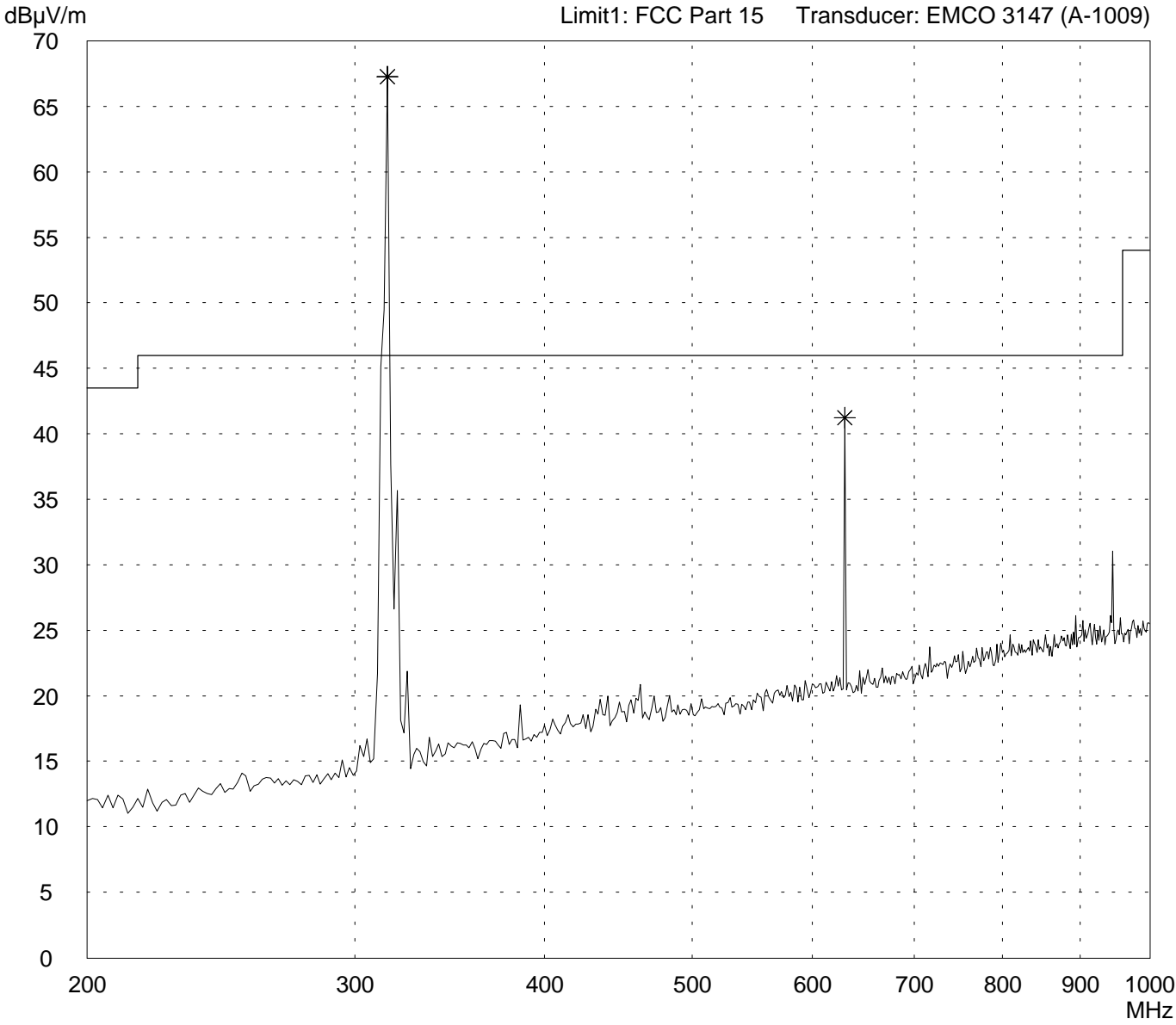


<p>Result: Prescan</p>	<p>Project file: 50530-30221</p> <p style="text-align: right;">Page of Pages</p>
-----------------------------------	---

Radiated Emission Test 200 MHz - 1 GHz acc. to FCC Part 15 (Fully Anechoic Chamber)

<p>Model: FHS 20/21 Typ 2 ASK 315 MHz</p> <p>Serial no.: test sample 1</p> <p>Applicant: Eldat GmbH</p> <p>Test site: Fully anechoic room, cabin no. 2</p> <p>Tested on: Test distance 3 metres Horizontal Polarization</p> <p>Date of test: 04/24/2003 Operator: M. Steindl</p> <p>Test performed: automatically File name: default.emi</p>	<p>Comment:</p> <ul style="list-style-type: none"> - DC 3 V lithium battery supply - EUT mouted in test fixture (rotating y-axis) - sending pulsed
---	---

<p>Detector: Peak</p>	<p>List of values: Selected by hand</p>
----------------------------------	--

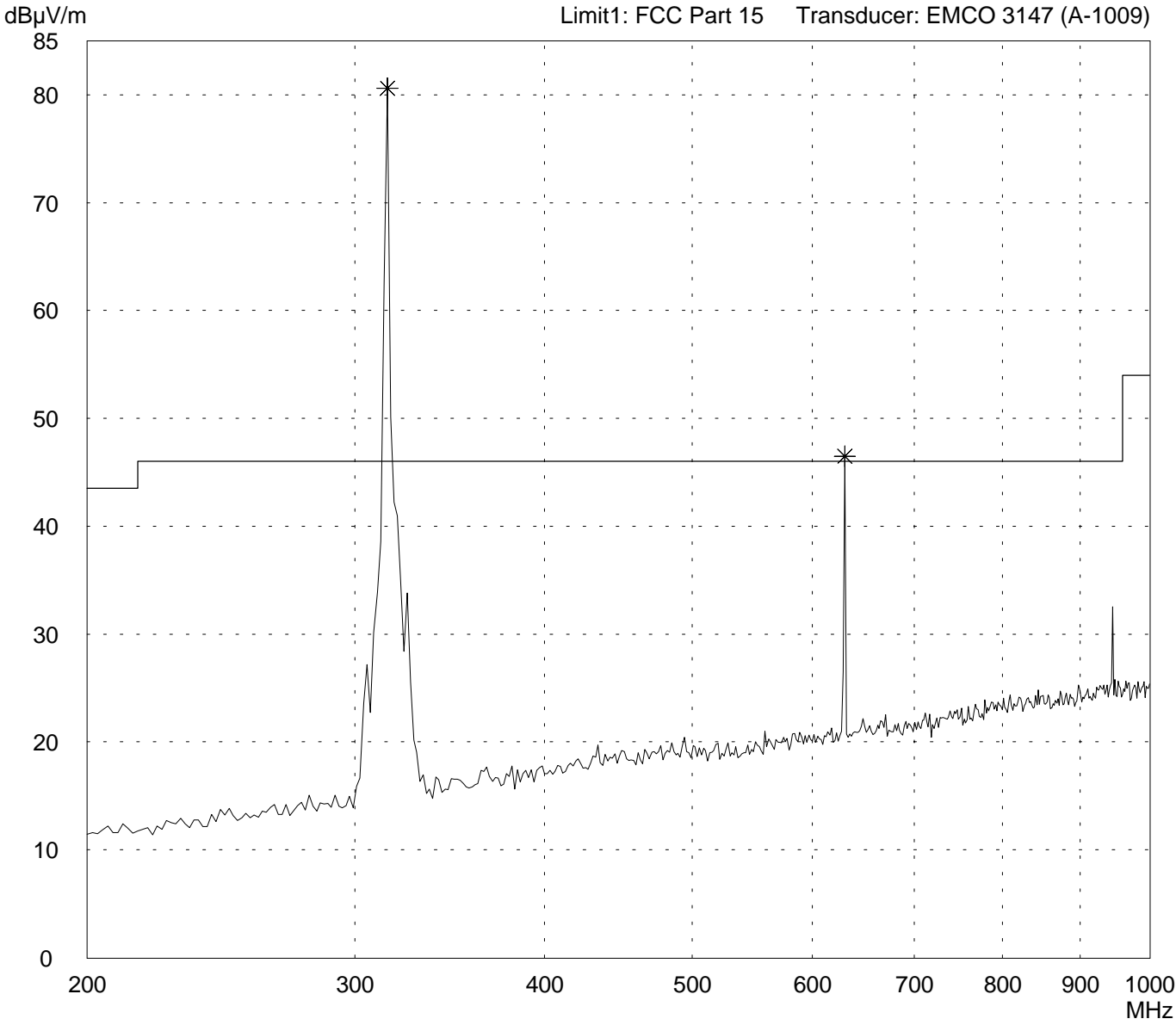


<p>Result: Prescan</p>	<p>Project file: 50530-30221</p> <p style="text-align: right;">Page of Pages</p>
-----------------------------------	---

Radiated Emission Test 200 MHz - 1 GHz acc. to FCC Part 15 (Fully Anechoic Chamber)

<p>Model: FHS 20/21 Typ 2 ASK 315 MHz</p> <p>Serial no.: test sample 1</p> <p>Applicant: Eldat GmbH</p> <p>Test site: Fully anechoic room, cabin no. 2</p> <p>Tested on: Test distance 3 metres Vertical Polarization</p> <p>Date of test: 04/24/2003 Operator: M. Steindl</p> <p>Test performed: automatically File name: default.emi</p>	<p>Comment:</p> <ul style="list-style-type: none"> - DC 3 V lithium battery supply - EUT mouted in test fixture (rotating y-axis) - sending pulsed
---	---

<p>Detector: Peak</p>	<p>List of values: Selected by hand</p>
----------------------------------	--

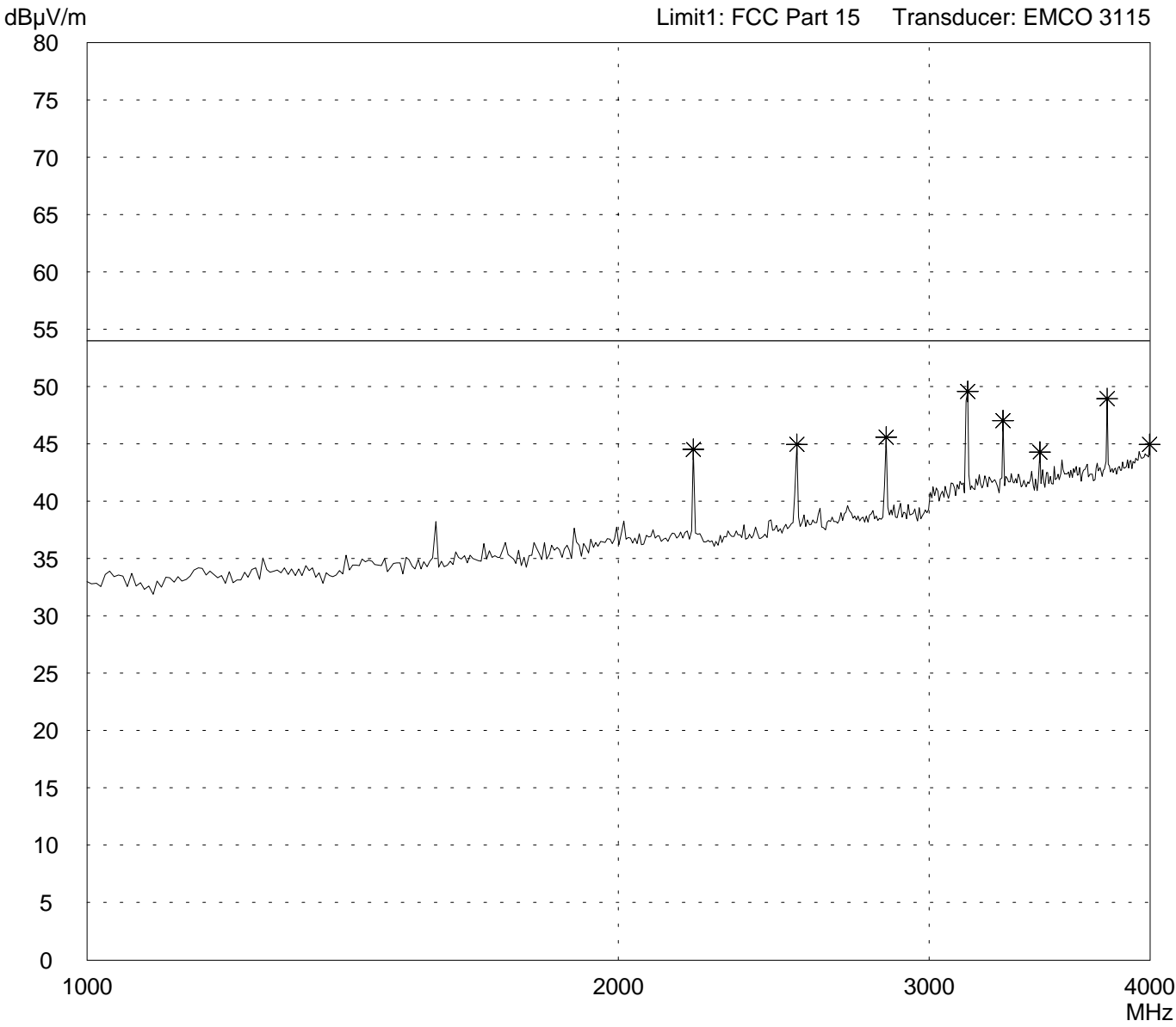


<p>Result: Prescan</p>	<p>Project file: 50530-30221</p> <p style="text-align: right;">Page of Pages</p>
-----------------------------------	---

Radiated Emission Test 1 GHz - 4 GHz acc. to FCC Part 15 (Fully Anechoic Chamber)

<p>Model: FHS 20/21 Typ 2 ASK 315 MHz</p> <p>Serial no.: test sample 1</p> <p>Applicant: Eldat GmbH</p> <p>Test site: Fully anechoic room, cabin no. 2</p> <p>Tested on: Test distance 3 metres Horizontal Polarization</p> <p>Date of test: 04/24/2003 Operator: M. Steindl</p> <p>Test performed: automatically File name: default.emi</p>	<p>Comment:</p> <ul style="list-style-type: none"> - DC 3 V lithium battery supply - EUT mouted in test fixture (rotating y-axis) - sending pulsed - with WHKS1000-10SS high pass filter
--	--

<p>Detector: Peak</p>	<p>List of values: 10 dB Margin 50 Subranges</p>
---------------------------	---

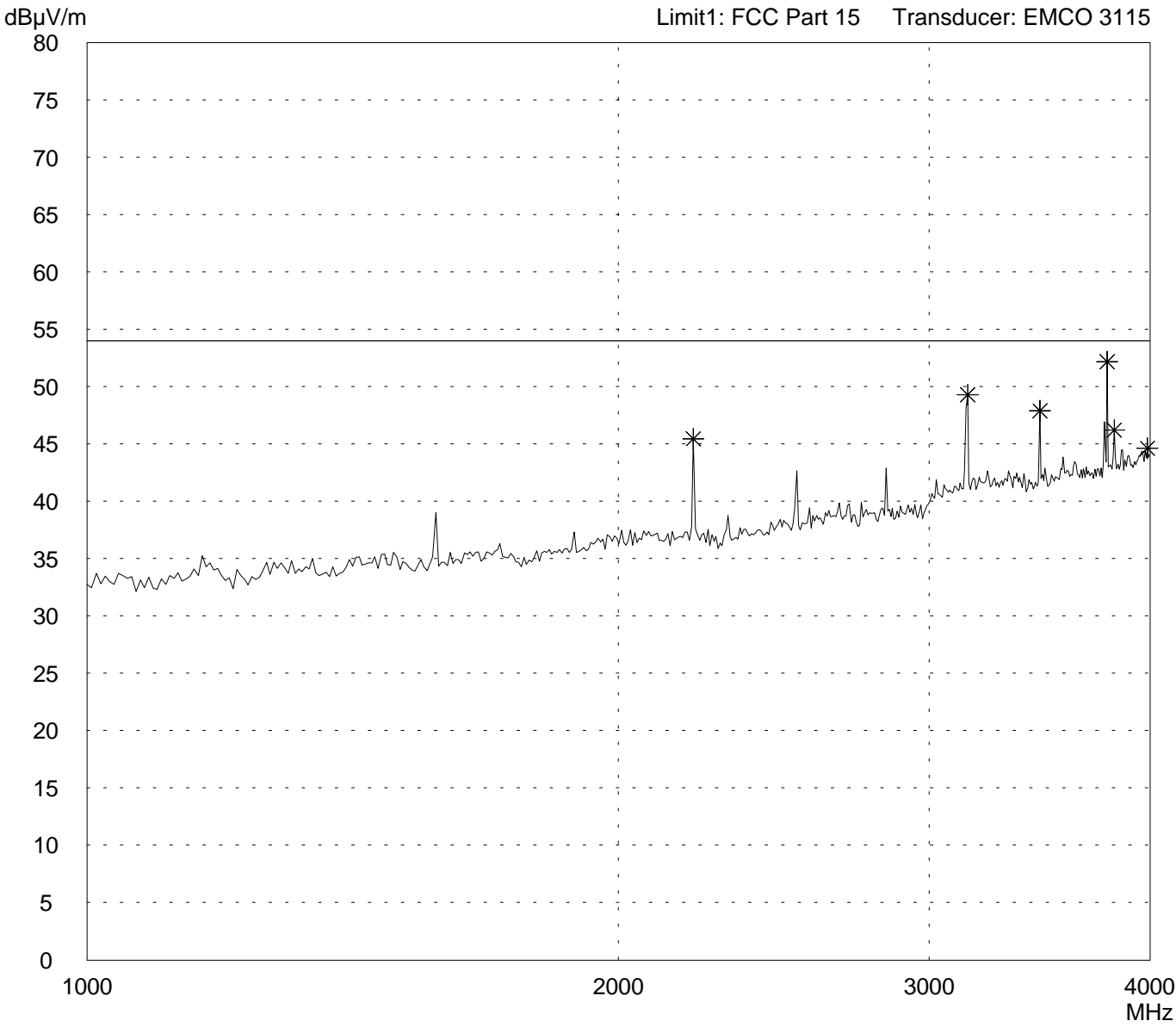


<p>Result: Limit kept</p>	<p>Project file: 50530-30221</p> <p style="text-align: right;">Page of Pages</p>
-------------------------------	--

Radiated Emission Test 1 GHz - 4 GHz acc. to FCC Part 15 (Fully Anechoic Chamber)

<p>Model: FHS 20/21 Typ 2 ASK 315 MHz</p> <p>Serial no.: test sample 1</p> <p>Applicant: Eldat GmbH</p> <p>Test site: Fully anechoic room, cabin no. 2</p> <p>Tested on: Test distance 3 metres Vertical Polarization</p> <p>Date of test: 04/24/2003 Operator: M. Steindl</p> <p>Test performed: automatically File name: default.emi</p>	<p>Comment:</p> <ul style="list-style-type: none"> - DC 3 V lithium battery supply - EUT mouted in test fixture (rotating y-axis) - sending pulsed - with WHKS1000-10SS high pass filter
---	--

<p>Detector: Peak</p>	<p>List of values: 10 dB Margin 50 Subranges</p>
----------------------------------	--

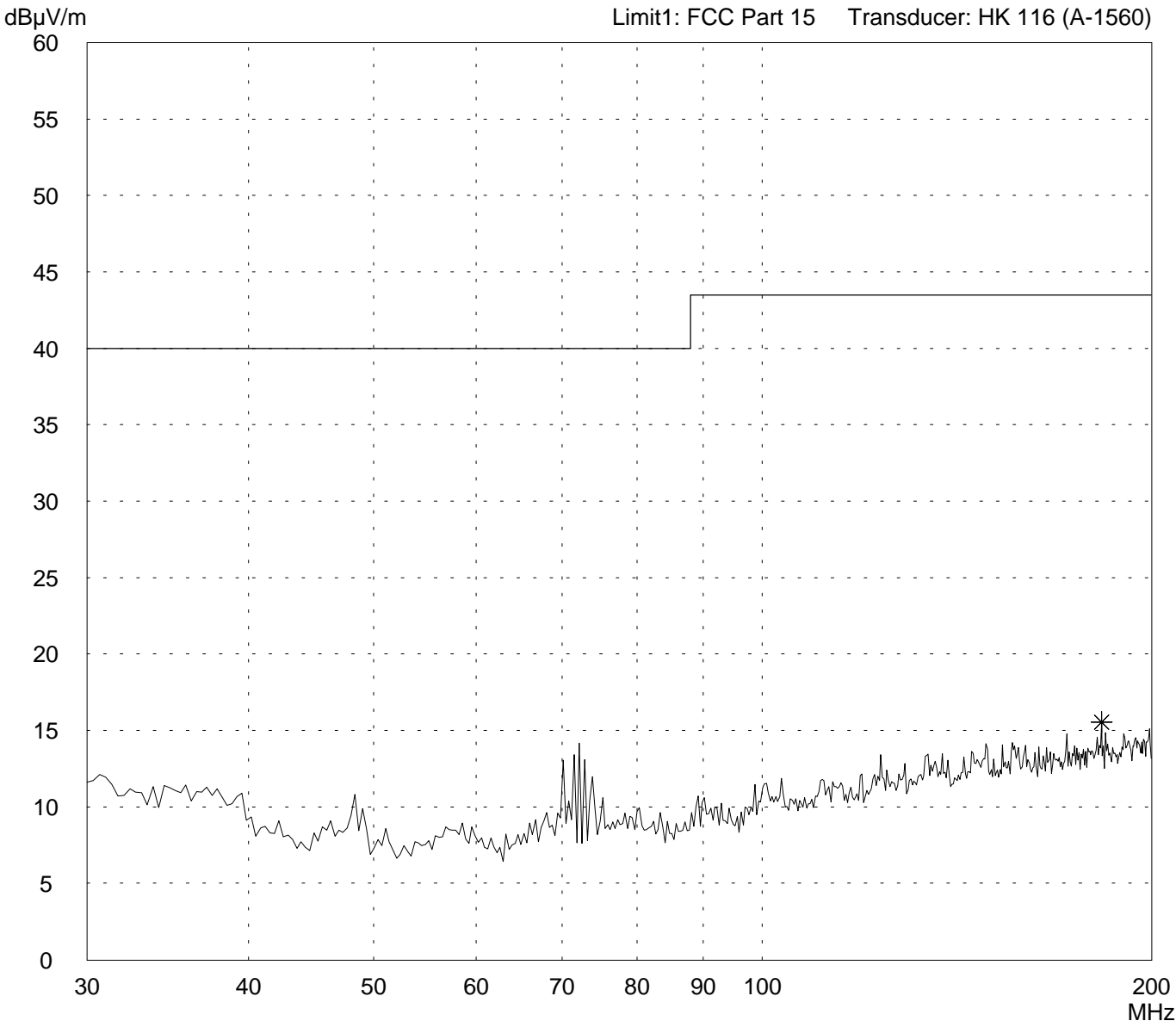


<p>Result: Limit kept</p>	<p>Project file: 50530-30221</p> <p style="text-align: right;">Page of Pages</p>
--------------------------------------	---

Radiated Emission Test 30 MHz - 200 MHz acc. to FCC Part 15 (Fully Anechoic Chamber)

<p>Model: FHS 20/21 Typ 2 ASK 315 MHz</p> <p>Serial no.: test sample 1</p> <p>Applicant: Eldat GmbH</p> <p>Test site: Fully anechoic room, cabin no. 2</p> <p>Tested on: Test distance 3 metres Horizontal Polarization</p> <p>Date of test: 04/24/2003 Operator: M. Steindl</p> <p>Test performed: automatically File name: default.emi</p>	<p>Comment:</p> <ul style="list-style-type: none"> - DC 3 V lithium battery supply - EUT mouted in test fixture (rotating y-axis) - sending pulsed
---	---

<p>Detector: Peak</p>	<p>List of values: Selected by hand</p>
----------------------------------	--

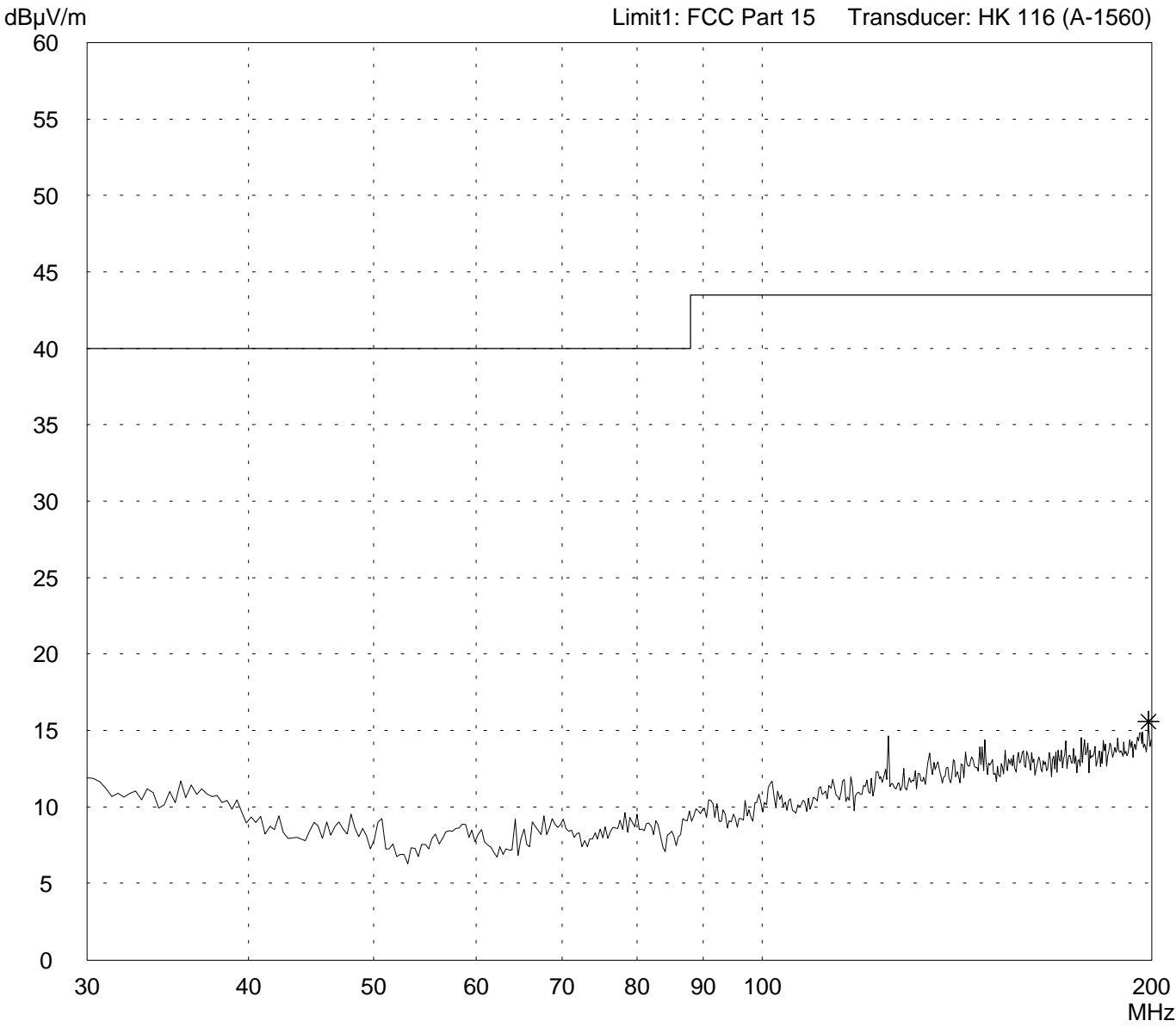


<p>Result: Prescan</p>	<p>Project file: 50530-30221</p> <p style="text-align: right;">Page of Pages</p>
-----------------------------------	---

Radiated Emission Test 30 MHz - 200 MHz acc. to FCC Part 15 (Fully Anechoic Chamber)

<p>Model: FHS 20/21 Typ 2 ASK 315 MHz</p> <p>Serial no.: test sample 1</p> <p>Applicant: Eldat GmbH</p> <p>Test site: Fully anechoic room, cabin no. 2</p> <p>Tested on: Test distance 3 metres Vertical Polarization</p> <p>Date of test: 04/24/2003 Operator: M. Steindl</p> <p>Test performed: automatically File name: default.emi</p>	<p>Comment:</p> <ul style="list-style-type: none"> - DC 3 V lithium battery supply - EUT mouted in test fixture (rotating z-axis) - sending pulsed
---	---

<p>Detector: Peak</p>	<p>List of values: Selected by hand</p>
----------------------------------	--

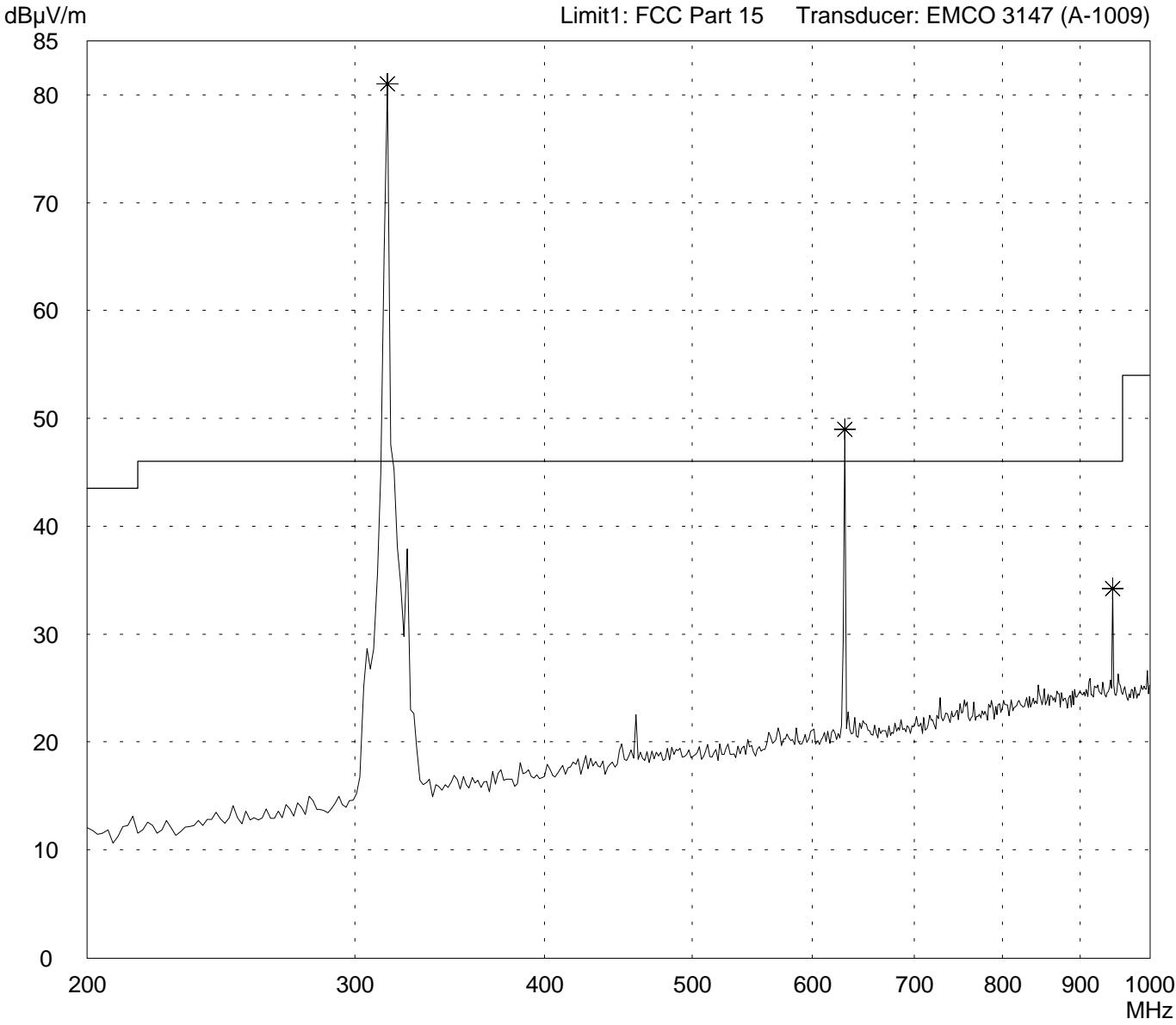


<p>Result: Prescan</p>	<p>Project file: 50530-30221</p> <p style="text-align: right;">Page of Pages</p>
-----------------------------------	---

Radiated Emission Test 200 MHz - 1 GHz acc. to FCC Part 15 (Fully Anechoic Chamber)

<p>Model: FHS 20/21 Typ 2 ASK 315 MHz</p> <p>Serial no.: test sample 1</p> <p>Applicant: Eldat GmbH</p> <p>Test site: Fully anechoic room, cabin no. 2</p> <p>Tested on: Test distance 3 metres Horizontal Polarization</p> <p>Date of test: 04/24/2003 Operator: M. Steindl</p> <p>Test performed: automatically File name: default.emi</p>	<p>Comment:</p> <ul style="list-style-type: none"> - DC 3 V lithium battery supply - EUT mouted in test fixture (rotating z-axis) - sending pulsed
---	---

<p>Detector: Peak</p>	<p>List of values: Selected by hand</p>
----------------------------------	--

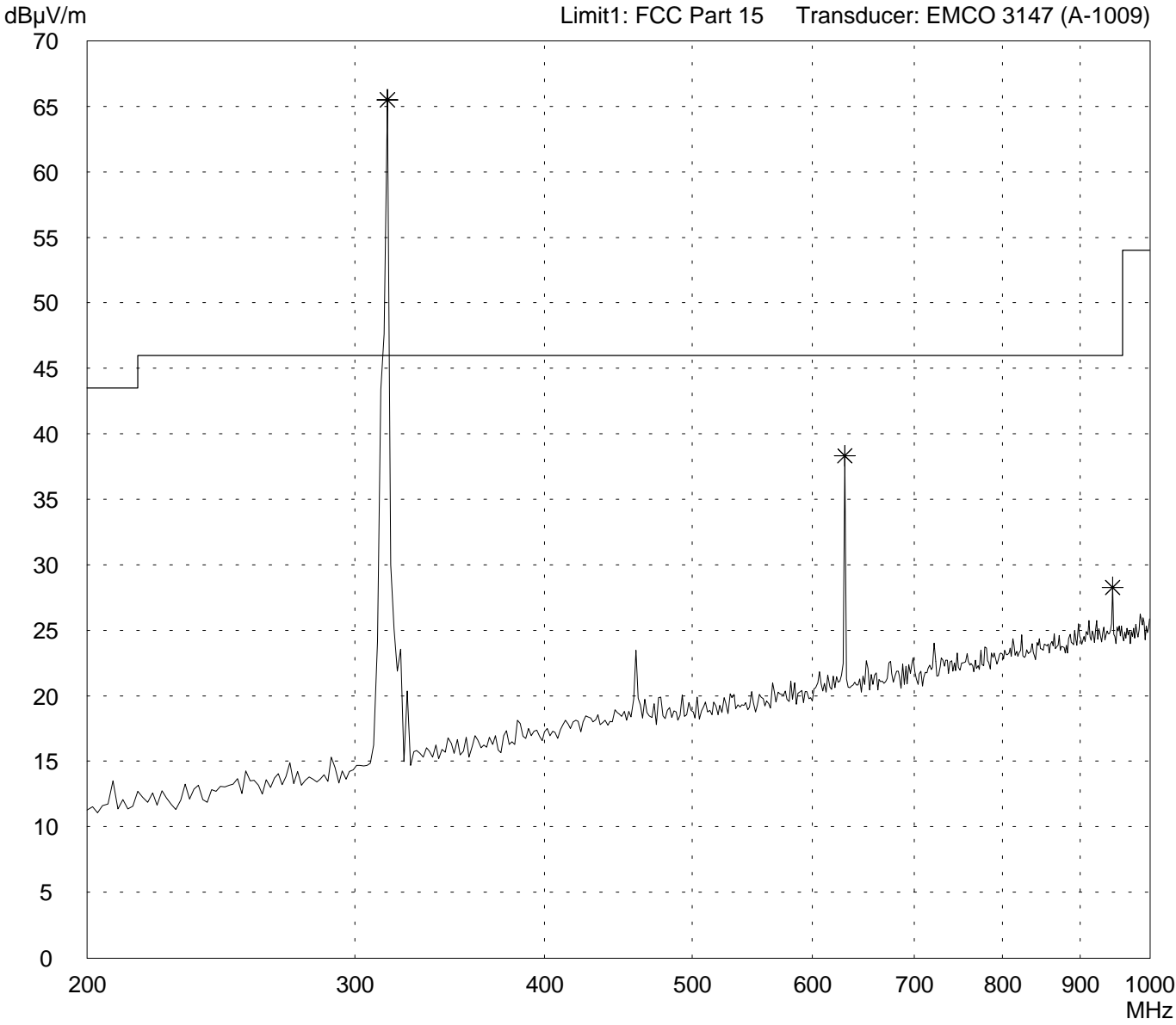


<p>Result: Prescan</p>	<p>Project file: 50530-30221</p> <p style="text-align: right;">Page of Pages</p>
-----------------------------------	---

Radiated Emission Test 200 MHz - 1 GHz acc. to FCC Part 15 (Fully Anechoic Chamber)

<p>Model: FHS 20/21 Typ 2 ASK 315 MHz</p> <p>Serial no.: test sample 1</p> <p>Applicant: Eldat GmbH</p> <p>Test site: Fully anechoic room, cabin no. 2</p> <p>Tested on: Test distance 3 metres Vertical Polarization</p> <p>Date of test: 04/24/2003 Operator: M. Steindl</p> <p>Test performed: automatically File name: default.emi</p>	<p>Comment:</p> <ul style="list-style-type: none"> - DC 3 V lithium battery supply - EUT mouted in test fixture (rotating z-axis) - sending pulsed
---	---

<p>Detector: Peak</p>	<p>List of values: Selected by hand</p>
----------------------------------	--

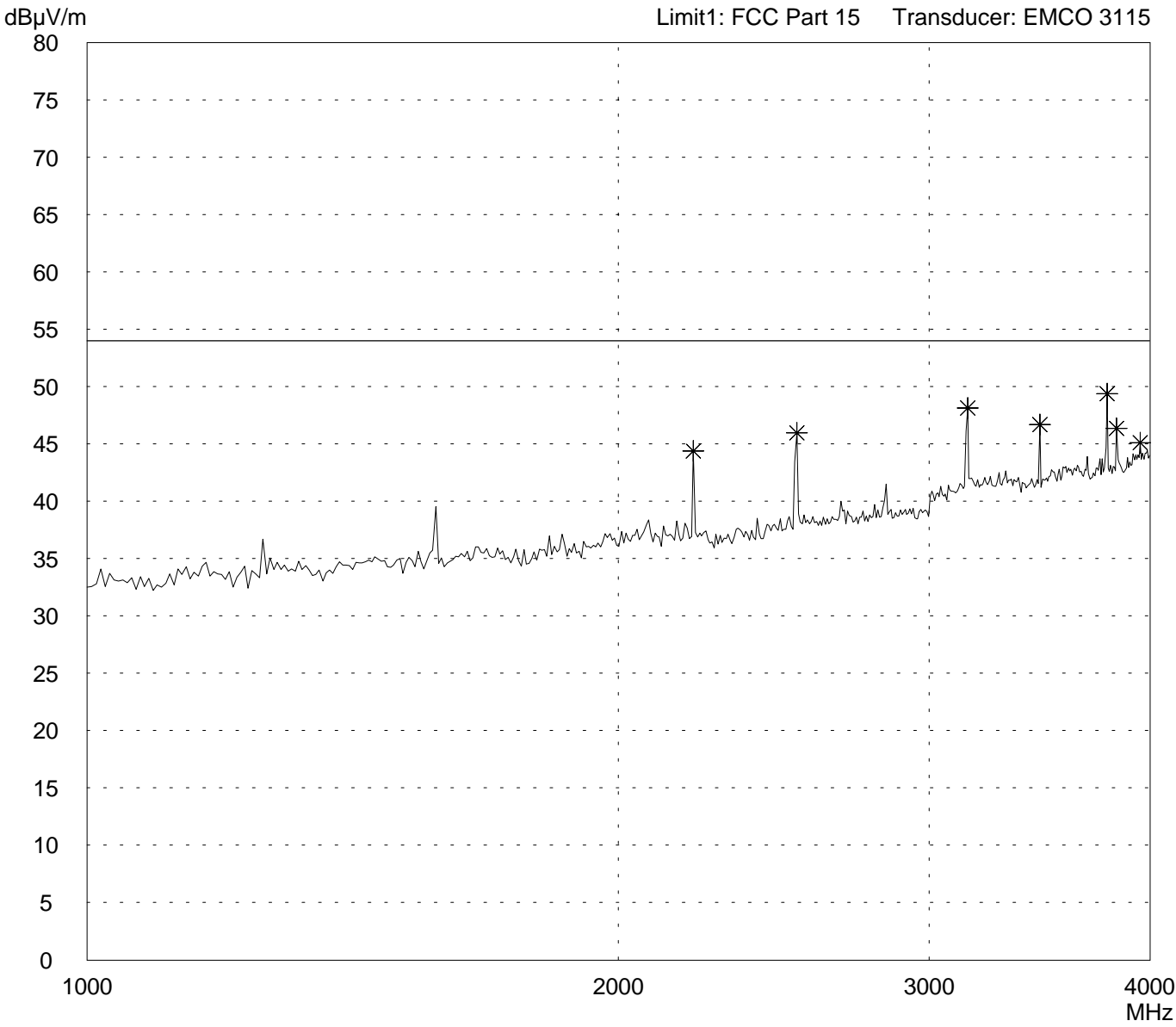


<p>Result: Prescan</p>	<p>Project file: 50530-30221</p> <p style="text-align: right;">Page of Pages</p>
-----------------------------------	---

Radiated Emission Test 1 GHz - 4 GHz acc. to FCC Part 15 (Fully Anechoic Chamber)

<p>Model: FHS 20/21 Typ 2 ASK 315 MHz</p> <p>Serial no.: test sample 1</p> <p>Applicant: Eldat GmbH</p> <p>Test site: Fully anechoic room, cabin no. 2</p> <p>Tested on: Test distance 3 metres Horizontal Polarization</p> <p>Date of test: 04/24/2003 Operator: M. Steindl</p> <p>Test performed: automatically File name: default.emi</p>	<p>Comment:</p> <ul style="list-style-type: none"> - DC 3 V lithium battery supply - EUT mouted in test fixture (rotating z-axis) - sending pulsed - with WHKS1000-10SS high pass filter
--	--

<p>Detector: Peak</p>	<p>List of values: 10 dB Margin 50 Subranges</p>
---------------------------	---

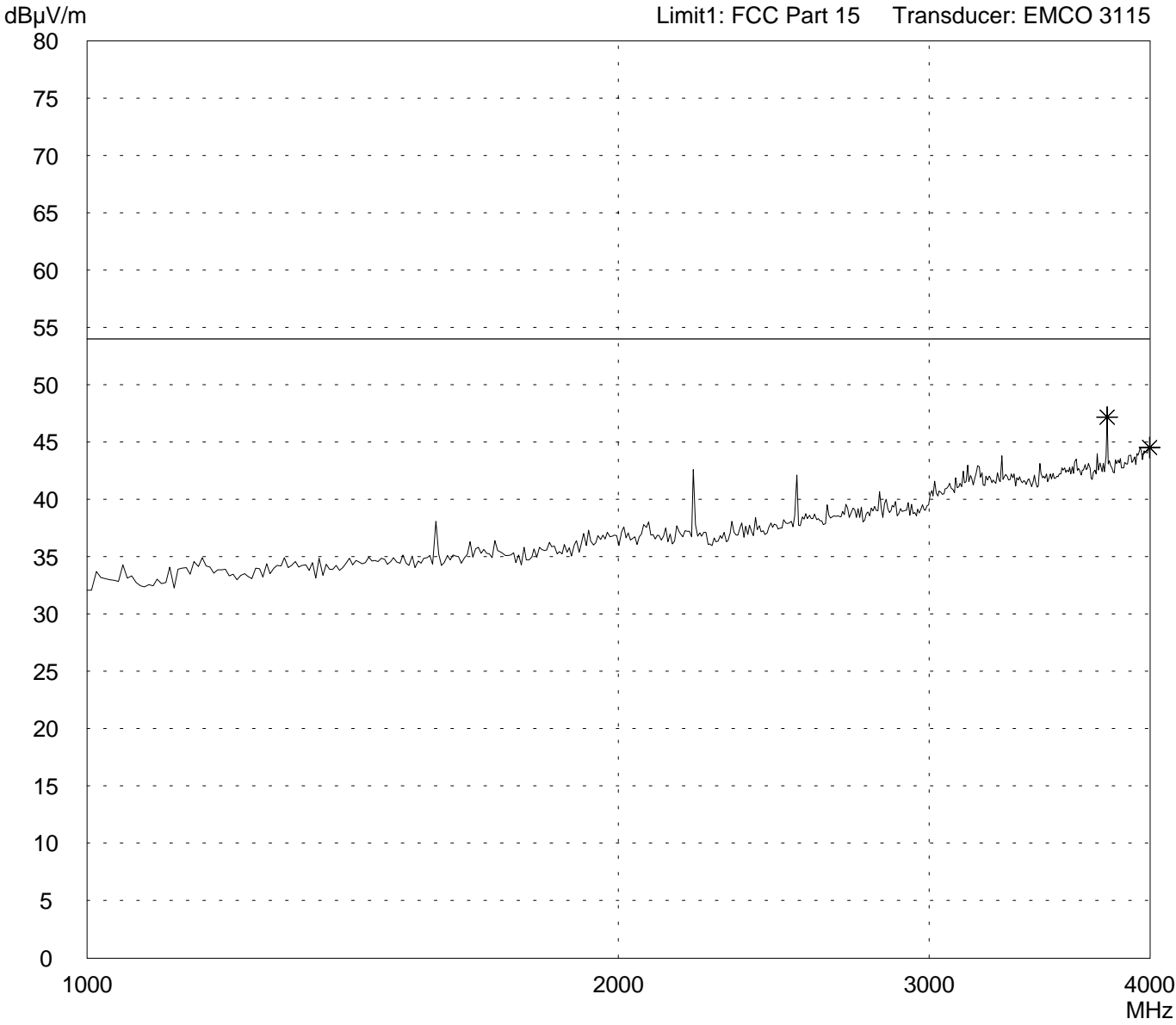


<p>Result: Limit kept</p>	<p>Project file: 50530-30221</p> <p style="text-align: right;">Page of Pages</p>
-------------------------------	--

Radiated Emission Test 1 GHz - 4 GHz acc. to FCC Part 15 (Fully Anechoic Chamber)

<p>Model: FHS 20/21 Typ 2 ASK 315 MHz</p> <p>Serial no.: test sample 1</p> <p>Applicant: Eldat GmbH</p> <p>Test site: Fully anechoic room, cabin no. 2</p> <p>Tested on: Test distance 3 metres Vertical Polarization</p> <p>Date of test: 04/24/2003 Operator: M. Steindl</p> <p>Test performed: automatically File name: default.emi</p>	<p>Comment:</p> <ul style="list-style-type: none"> - DC 3 V lithium battery supply - EUT mouted in test fixture (rotating z-axis) - sending pulsed - with WHKS1000-10SS high pass filter
---	--

<p>Detector: Peak</p>	<p>List of values: 10 dB Margin 50 Subranges</p>
----------------------------------	--

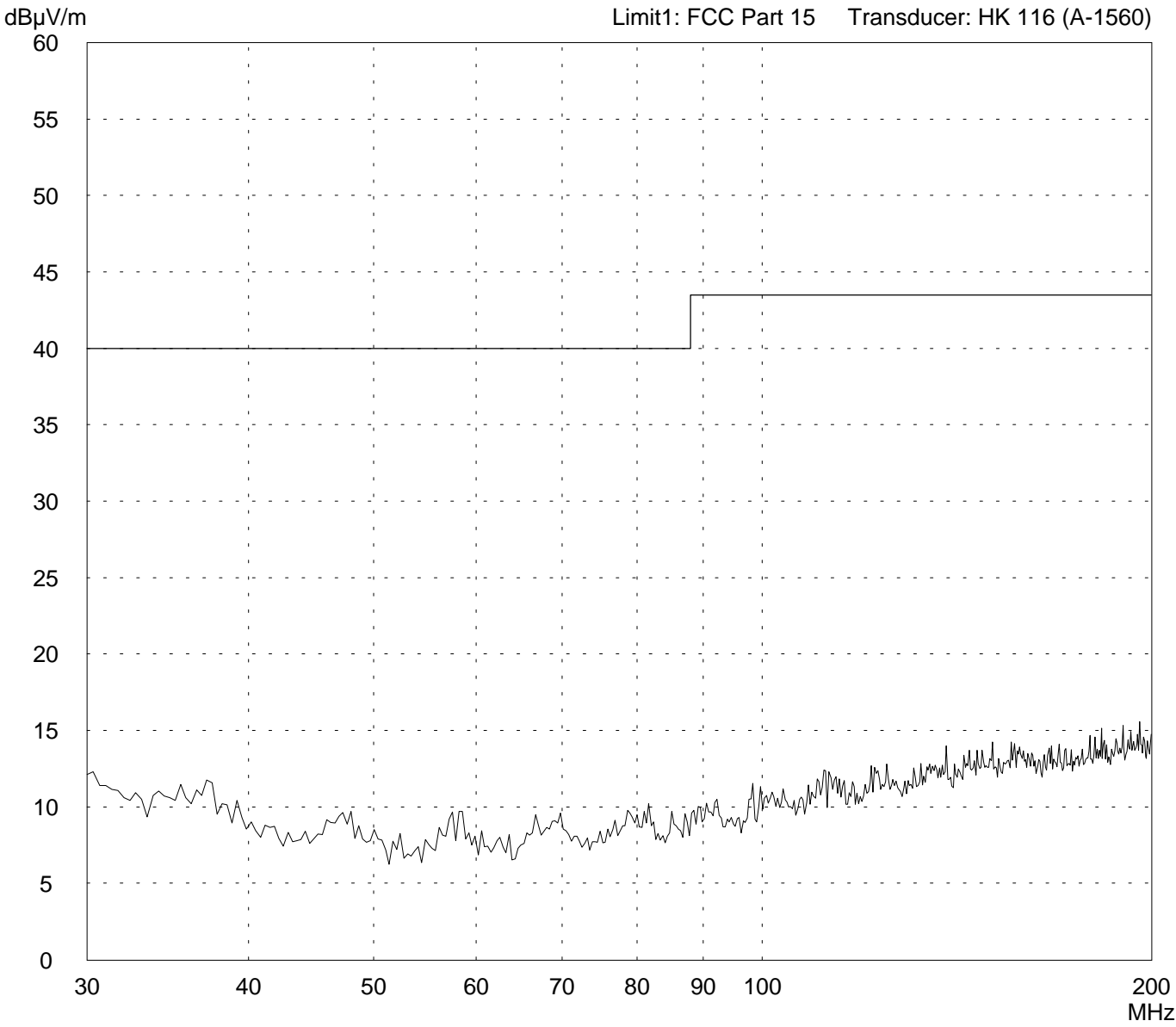


<p>Result: Limit kept</p>	<p>Project file: 50530-30221</p> <p style="text-align: right;">Page of Pages</p>
--------------------------------------	---

Radiated Emission Test 30 MHz - 200 MHz acc. to FCC Part 15 (Fully Anechoic Chamber)

<p>Model: FHS 20/21 Typ 2 ASK 315 MHz</p> <p>Serial no.: test sample 1</p> <p>Applicant: Eldat GmbH</p> <p>Test site: Fully anechoic room, cabin no. 2</p> <p>Tested on: Test distance 3 metres Horizontal Polarization</p> <p>Date of test: 04/24/2003 Operator: M. Steindl</p> <p>Test performed: automatically File name: default.emi</p>	<p>Comment:</p> <ul style="list-style-type: none"> - DC 3 V lithium battery supply - EUT mouted in test fixture (rotating x-axis) - sending pulsed
---	---

<p>Detector: Peak</p>	<p>List of values: 10 dB Margin 50 Subranges</p>
----------------------------------	--

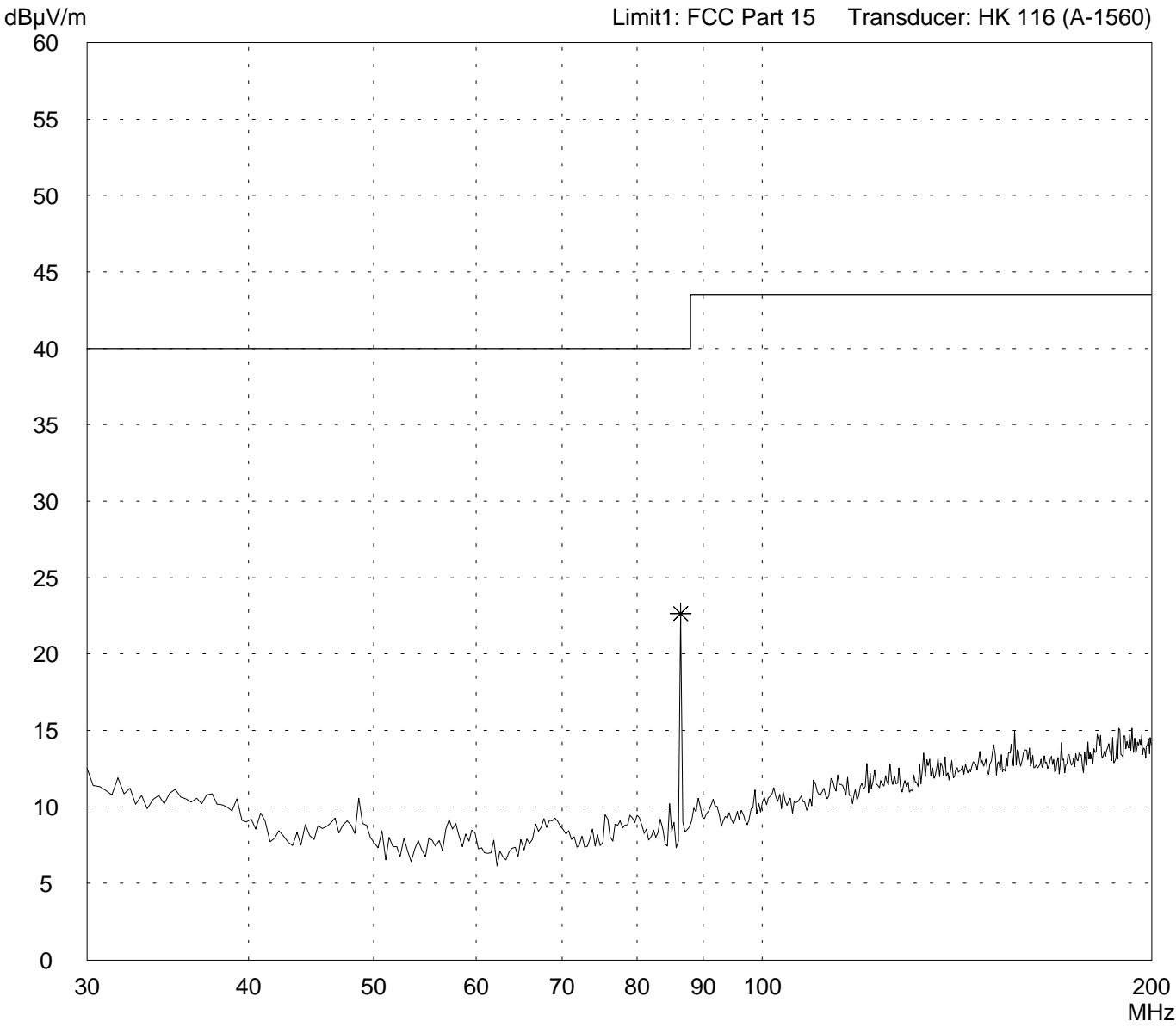


<p>Result: Prescan</p>	<p>Project file: 50530-30221</p> <p style="text-align: right;">Page of Pages</p>
-----------------------------------	---

Radiated Emission Test 30 MHz - 200 MHz acc. to FCC Part 15 (Fully Anechoic Chamber)

<p>Model: FHS 20/21 Typ 2 ASK 315 MHz</p> <p>Serial no.: test sample 1</p> <p>Applicant: Eldat GmbH</p> <p>Test site: Fully anechoic room, cabin no. 2</p> <p>Tested on: Test distance 3 metres Vertical Polarization</p> <p>Date of test: 04/24/2003 Operator: M. Steindl</p> <p>Test performed: automatically File name: default.emi</p>	<p>Comment:</p> <ul style="list-style-type: none"> - DC 3 V lithium battery supply - EUT mouted in test fixture (rotating x-axis) - sending pulsed
---	---

<p>Detector: Peak</p>	<p>List of values: Selected by hand</p>
----------------------------------	--

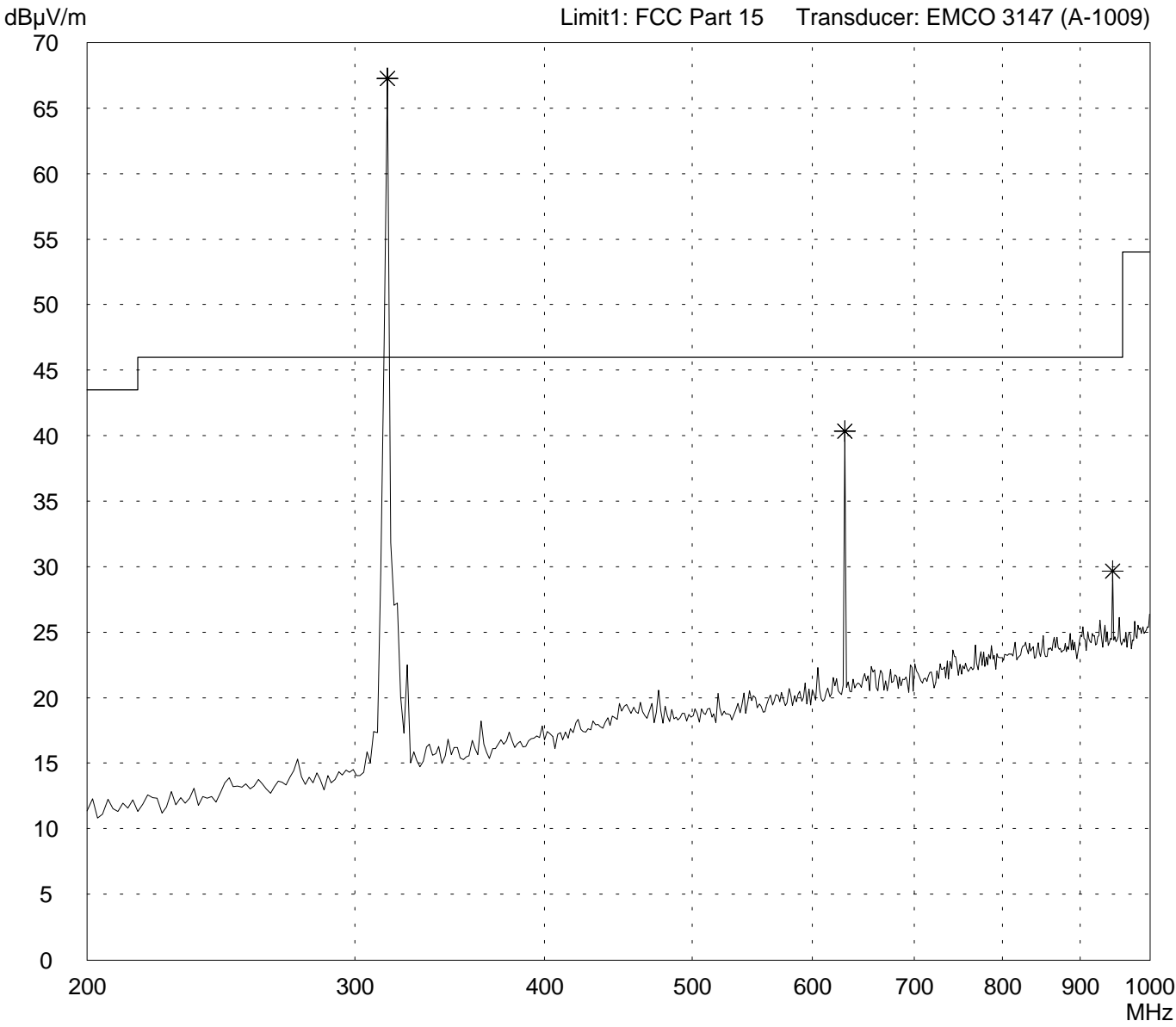


<p>Result: Prescan</p>	<p>Project file: 50530-30221</p> <p style="text-align: right;">Page of Pages</p>
-----------------------------------	---

Radiated Emission Test 200 MHz - 1 GHz acc. to FCC Part 15 (Fully Anechoic Chamber)

<p>Model: FHS 20/21 Typ 2 ASK 315 MHz</p> <p>Serial no.: test sample 1</p> <p>Applicant: Eldat GmbH</p> <p>Test site: Fully anechoic room, cabin no. 2</p> <p>Tested on: Test distance 3 metres Horizontal Polarization</p> <p>Date of test: 04/24/2003 Operator: M. Steindl</p> <p>Test performed: automatically File name: default.emi</p>	<p>Comment:</p> <ul style="list-style-type: none"> - DC 3 V lithium battery supply - EUT mouted in test fixture (rotating x-axis) - sending pulsed
---	---

<p>Detector: Peak</p>	<p>List of values: Selected by hand</p>
----------------------------------	--

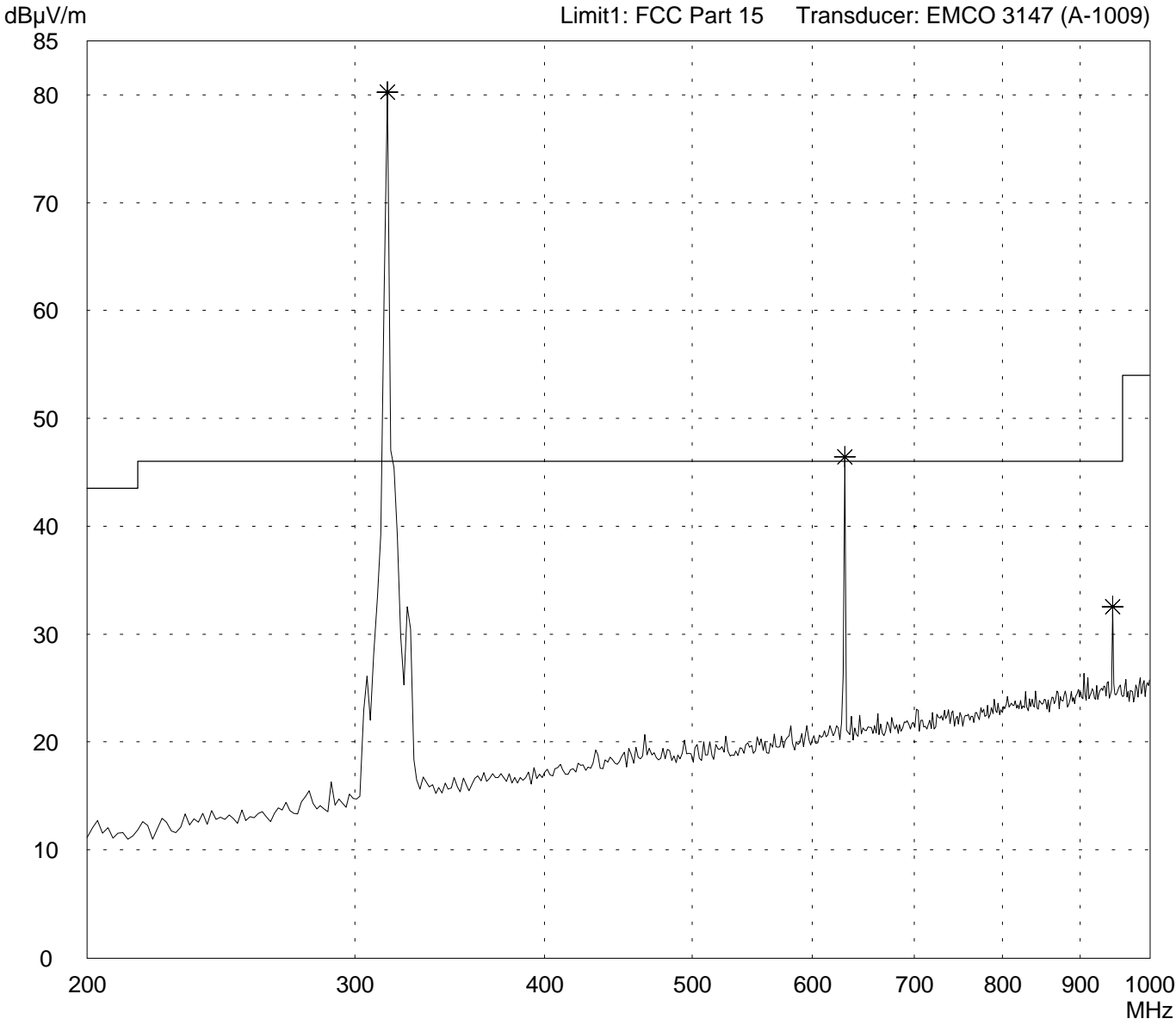


<p>Result: Prescan</p>	<p>Project file: 50530-30221</p> <p style="text-align: right;">Page of Pages</p>
-----------------------------------	---

Radiated Emission Test 200 MHz - 1 GHz acc. to FCC Part 15 (Fully Anechoic Chamber)

<p>Model: FHS 20/21 Typ 2 ASK 315 MHz</p> <p>Serial no.: test sample 1</p> <p>Applicant: Eldat GmbH</p> <p>Test site: Fully anechoic room, cabin no. 2</p> <p>Tested on: Test distance 3 metres Vertical Polarization</p> <p>Date of test: 04/24/2003 Operator: M. Steindl</p> <p>Test performed: automatically File name: default.emi</p>	<p>Comment:</p> <ul style="list-style-type: none"> - DC 3 V lithium battery supply - EUT mouted in test fixture (rotating x-axis) - sending pulsed
---	---

<p>Detector: Peak</p>	<p>List of values: Selected by hand</p>
----------------------------------	--

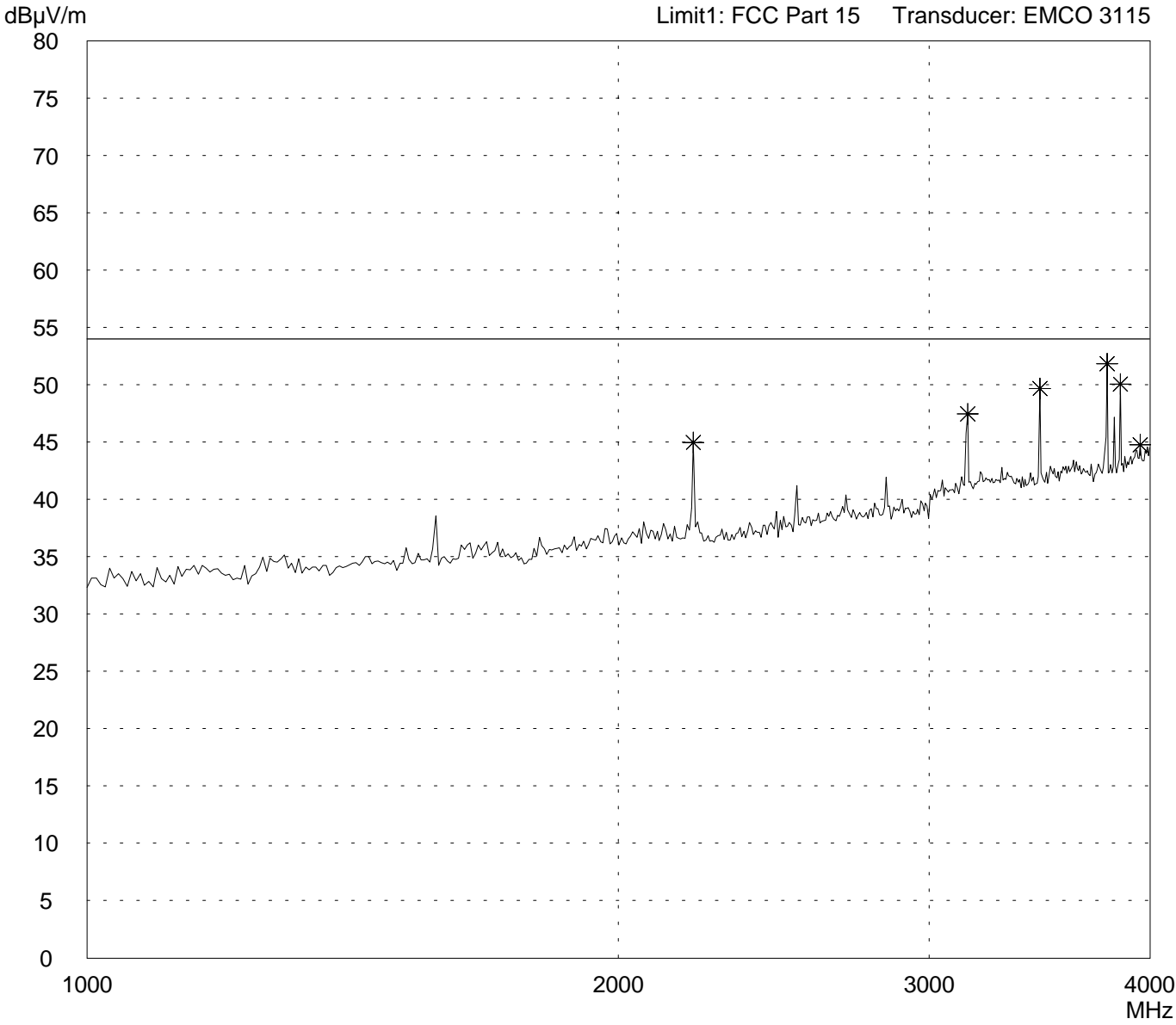


<p>Result: Prescan</p>	<p>Project file: 50530-30221</p> <p style="text-align: right;">Page of Pages</p>
-----------------------------------	---

Radiated Emission Test 1 GHz - 4 GHz acc. to FCC Part 15 (Fully Anechoic Chamber)

<p>Model: FHS 20/21 Typ 2 ASK 315 MHz</p> <p>Serial no.: test sample 1</p> <p>Applicant: Eldat GmbH</p> <p>Test site: Fully anechoic room, cabin no. 2</p> <p>Tested on: Test distance 3 metres Horizontal Polarization</p> <p>Date of test: 04/24/2003 Operator: M. Steindl</p> <p>Test performed: automatically File name: default.emi</p>	<p>Comment:</p> <ul style="list-style-type: none"> - DC 3 V lithium battery supply - EUT mouted in test fixture (rotating x-axis) - sending pulsed - with WHKS1000-10SS high pass filter
---	--

<p>Detector: Peak</p>	<p>List of values: 10 dB Margin 50 Subranges</p>
----------------------------------	--

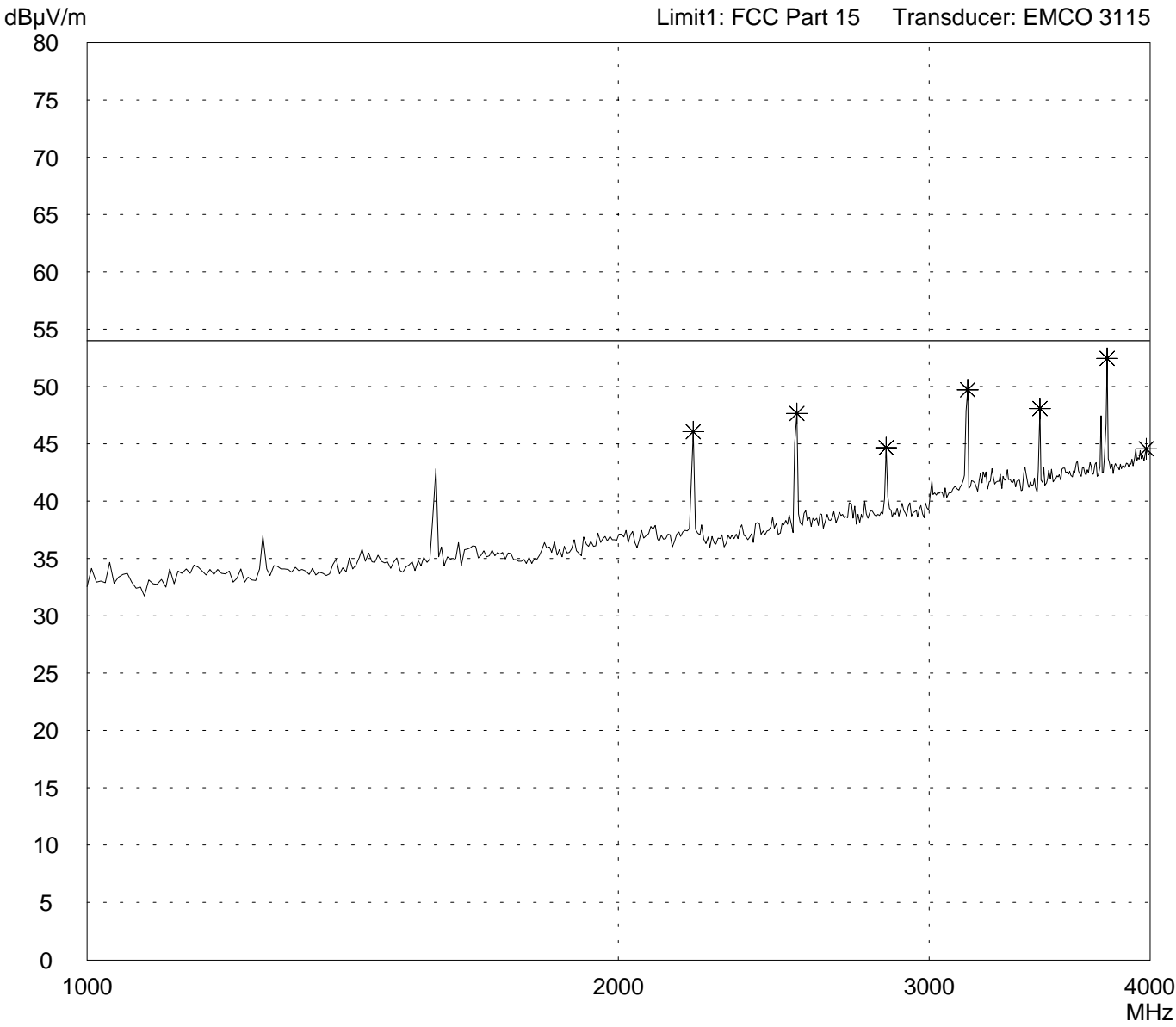


<p>Result: Limit kept</p>	<p>Project file: 50530-30221</p> <p style="text-align: right;">Page of Pages</p>
--------------------------------------	---

Radiated Emission Test 1 GHz - 4 GHz acc. to FCC Part 15 (Fully Anechoic Chamber)

<p>Model: FHS 20/21 Typ 2 ASK 315 MHz</p> <p>Serial no.: test sample 1</p> <p>Applicant: Eldat GmbH</p> <p>Test site: Fully anechoic room, cabin no. 2</p> <p>Tested on: Test distance 3 metres Vertical Polarization</p> <p>Date of test: 04/24/2003 Operator: M. Steindl</p> <p>Test performed: automatically File name: default.emi</p>	<p>Comment:</p> <ul style="list-style-type: none"> - DC 3 V lithium battery supply - EUT mouted in test fixture (rotating x-axis) - sending pulsed - with WHKS1000-10SS high pass filter
---	--

<p>Detector: Peak</p>	<p>List of values: 10 dB Margin 50 Subranges</p>
----------------------------------	--



<p>Result: Limit kept</p>	<p>Project file: 50530-30221</p> <p style="text-align: right;">Page of Pages</p>
--------------------------------------	---