



**ELECTRONIC TECHNOLOGY SYSTEMS  
DR. GENZ GMBH**

# **FCC TEST - REPORT**

**FCC Part 15 C for IEEE 802.11 g device**

**FCC ID:NKH9610**

**Test report no.:**

**W6M20411-5506-C-2**

## TABLE OF CONTENTS

|          |   |           |
|----------|---|-----------|
| <b>1</b> | <b>GENERAL INFORMATION .....</b>                        | <b>3</b>  |
| 1.1      | NOTES .....   | 3         |
| 1.2      | TESTING LABORATORY .....                                | 4         |
| 1.2.1    | <i>Location</i> .....                                   | 4         |
| 1.2.2    | <i>Details of accreditation status</i> .....            | 4         |
| 1.3      | DETAILS OF APPROVAL HOLDER .....                        | 4         |
| 1.4      | APPLICATION DETAILS .....                               | 5         |
| 1.5      | GENERAL INFORMATION OF TEST ITEM .....                  | 5         |
| 1.6      | TEST STANDARDS.....                                     | 6         |
| <b>2</b> | <b>TECHNICAL TEST.....</b>                              | <b>7</b>  |
| 2.1      | SUMMARY OF TEST RESULTS .....                           | 7         |
| 2.2      | TEST ENVIRONMENT.....                                   | 7         |
| 2.3      | TEST EQUIPMENT LIST .....                               | 8         |
| 2.4      | GENERAL TEST PROCEDURE .....                            | 15        |
| <b>3</b> | <b>TEST RESULTS (ENCLOSURE).....</b>                    | <b>17</b> |
| 3.1      | PEAK OUTPUT POWER (TRANSMITTER) .....                   | 18        |
| 3.2      | EQUIVALENT ISOTROPIC RADIATED POWER .....               | 19        |
| 3.2.1    | <i>Transmitter</i> .....                                | 19        |
| 3.3      | RF EXPOSURE COMPLIANCE REQUIREMENTS .....               | 19        |
| 3.4      | TRANSMITTER RADIATED EMISSIONS IN RESTRICTED BANDS..... | 20        |
| 3.5      | SPURIOUS EMISSIONS (TX) .....                           | 21        |
| 3.6      | SPURIOUS EMISSIONS (RX) .....                           | 26        |
| 3.7      | MINIMUM 6 DB BANDWIDTH, MINIMUM 20 DB BANDWIDTH .....   | 28        |
| 3.8      | PEAK POWER SPECTRAL DENSITY.....                        | 29        |
| 3.9      | POWER LINE CONDUCTED EMISSION .....                     | 30        |
|          | <b>APPENDIX.....</b>                                    | <b>31</b> |
|          | APPENDIX A.....   | 32        |
|          | APPENDIX B.....   | 33        |
|          | APPENDIX C .....  | 34        |
|          | APPENDIX D.....   | 35        |
|          | APPENDIX E .....  | 36        |
|          | APPENDIX F .....  | 37        |
|          | APPENDIX G.....   | 38        |
|          | APPENDIX H.....   | 39        |

Registration number: W6M20411-5506-C-2

FCC ID: NKH9610

## 1 General Information

### 1.1 Notes

The purpose of conformity testing is to increase the probability of adherence to the essential requirements or conformity specifications, as appropriate.

The complexity of the technical specifications, however, means that full and thorough testing is impractical for both technical and economic reasons.

Furthermore, there is no guarantee that a test sample which has Passed all the relevant tests conforms to a specification.

Neither is there any guarantee that such a test sample will interwork with other genuinely open systems.

The existence of the tests nevertheless provides the confidence that the test sample possesses the qualities as maintained and that its performance generally conforms to representative cases of communications equipment.

The test results of this test report relate exclusively to the item tested as specified in 1.5.

The test report may only be reproduced or published in full.

Reproduction or publication of extracts from the report requires the prior written approval of the ELECTRONIC TECHNOLOGY SYSTEMS DR. GENZ GMBH.

#### Specific Conditions:

Usage of the hereunder tested device in combination with other integrated or external antennas requires at least additional output power measurements, spurious emission measurements, conducted emission measurements (AC supply lines) and radio frequency exposure evaluations for each individual configuration performed, for certification by FCC.

The test sample is able to work according IEEE 802.11 g.

This report is related to FCC Part 15 C (OFDM device).

#### Tester:

05.12.2004

Ralf Schultze



Date

ETS-Lab.

Name

Signature

#### Technical responsibility for area of testing:

05.12.2004

N.Kaspar



Date

ETS

Name

Signature



Registration number: W6M20411-5506-C-2  
FCC ID: NKH9610

## 1.2 Testing laboratory

### 1.2.1 Location

ELECTRONIC TECHNOLOGY SYSTEM DR. GENZ GMBH (ETS)  
Storkower Straße 38c  
D-15526 Reichenwalde b. Berlin  
Germany  
Telefon : +49 33631 888 00  
Telefax : +49 33631 888 660

### 1.2.2 Details of accreditation status

Accredited testing laboratory  
**DAR-REGISTRATION NUMBER:** TTI-P-G 126/96

Accredited Competent Body  
**DAR-REGISTRATION NUMBER:** BPT-ZE-026/96

**FCC FILED TEST LABORATORY** REG. NO. 96970

**BLUETOOTH QUALIFICATION TEST FACILITY (BQTF)**  
**ACCREDITED BY:BLUETOOTH QUALIFICATION REVIEW BOARD (BQRF)**

**INDUSTRY CANADA FILED TEST LABORATORY** REG. No. IC 3470

**A2LA ACCREDITED** CERTIFICATE NUMBER: 1983-01

## 1.3 Details of approval holder

Name : Madge-Limited  
Street : Madge House Priors Way Maidenhead Bershire SL6 2HP  
Town : ./.  
Country : England  
Telephone : +44-1628-408-048  
FAX : +44-1628-408-014  
  
Contact : Mr. Stephen Studer  
Telephone : +44-1628-408-048

Registration number: W6M20411-5506-C-2  
FCC ID: NKH9610

#### 1.4 Application details

Date of receipt of application : 01.11.2004  
Date of receipt of test item : 03.11.2004  
Date of test : from 03.11.2004 to 25.11.2004

#### 1.5 General information of Test item

Type of test item : Enterprise Access Point 802.11b/g Dual-Radio  
Model Number : 96-10  
Hardware : 3.0  
Software : 1.0  
Serial number : without  
Photos : see Annex

#### Technical data

Frequency band : 2.4 GHz – 2.4835 GHz  
Frequency ( ch A) : 2.412 GHz  
Frequency ( ch B) : 2.437 GHz  
Frequency ( ch C) : 2.462 GHz  
Number of Channels : 11  
Operation modes : duplex  
Modulation Type : DSSS  
Fixed point-to-point operation :  Yes /  No

Type of Antenna  
     antenna A : 2.4G Antenna with Reserve SMA Plug  
     antenna B : Desktop Antenna 2.4G 1.5dBi RG-174

Antenna gain  
     antenna A : 1.5dBi  
     antenna B : 1.5dBi

AntennaPower supply : 120 VAC (AC/DC Adapter)  
Emission designator : 16M5W7D  
Host device: none



Registration number: W6M20411-5506-C-2  
 FCC ID: NKH9610

Classification :

|  |                                     |
|--|-------------------------------------|
| Fixed Device                                 | <input checked="" type="checkbox"/> |
| Mobile Device (Human Body distance > 20cm)   | <input type="checkbox"/>            |
| Portable Device (Human Body distance < 20cm) | <input type="checkbox"/>            |

**Transmitter**

**Unom**

**Power ( ch A)** : Conducted: 15.13 dBm  
**Power ( ch B)** : Conducted: 15.02 dBm  
**Power ( ch C)** : Conducted: 15.26 dBm

**Manufacturer:**  
 (if applicable)

Name : ./.  
 Street : ./.  
 Town : ./.  
 Country : ./.

Additional information:

The sample is using WLAN technology according IEEE 802.11 b/g. For this report the function according IEEE 802.11g is considered only. The scheme for frequency generation, spectrum spreading, receiver parameters, synchronization procedure, and other parameters are determined by the mentioned standard above. The power line is I-SHENG (UL) E88265 SVT 75°C 18 AWG X 3C VW-1 CSA TYPE LL81924 SVT 60°C 18 AWG X 3C FT2.

**1.6 Test standards**

Technical standard : FCC RULES PART 15 / SUBPART C § 15.247

Registration number: W6M20411-5506-C-2

FCC ID: NKH9610

## **2 Technical test**

### **2.1 Summary of test results**

No deviations from the technical specification(s) were ascertained in the course of the tests performed.



**or**

The deviations as specified in 2.5 were ascertained in the course of the tests performed.



### **2.2 Test environment**

|                               |                           |
|-------------------------------|---------------------------|
| Temperature                   | : 23 °C                   |
| Relative humidity content     | : 20 ... 75 %             |
| Air pressure                  | : 86 ... 103 kPa          |
| Details of power supply       | : 120 VAC (AC/DC Adapter) |
| Extreme conditions parameters | : --                      |

Registration number: W6M20411-5506-C-2

FCC ID: NKH9610

## 2.3 Test Equipment List

| No.      | Measurement device:            | Type:           | Manufacturer:      |
|----------|--------------------------------|-----------------|--------------------|
| ETS 0001 | Test receiver                  | ESHS 10         | Rohde&Schwarz      |
| ETS 0002 | Test receiver                  | ESVP            | Rohde&Schwarz      |
| ETS 0003 | Test receiver                  | ESVS 10         | Rohde&Schwarz      |
| ETS 0004 | Spectrum- and Network-Analyzer | FSMS 26         | Rohde&Schwarz      |
| ETS 0005 | Test receiver                  | SMV 11          | MEB                |
| ETS 0006 | Test receiver system           | SME 12          | MEB                |
| ETS 0007 | Spectrum analyzer              | PSA-65A         | Avcom              |
| ETS 0008 | Antenna                        | Loop antenna    | Siemens            |
| ETS 0009 | Antenna                        | Loop antenna    | MEB                |
| ETS 0010 | Antenna                        | Loop antenna    | MEB                |
| ETS 0011 | Antenna                        | van Veen/ Frame | ETS                |
| ETS 0012 | Antenna                        | HK 116          | Rohde&Schwarz      |
| ETS 0013 | Antenna                        | HL 223          | Rohde&Schwarz      |
| ETS 0014 | Antenna                        | HL 025          | Rohde&Schwarz      |
| ETS 0015 | Antenna                        | HL 025          | Rohde&Schwarz      |
| ETS 0016 | Antenna                        | VHAP            | Schwarzbeck        |
| ETS 0017 | Antenna                        | VHAP            | Schwarzbeck        |
| ETS 0018 | Antenna                        | UHAP            | Schwarzbeck        |
| ETS 0019 | Antenna                        | UHAP            | Schwarzbeck        |
| ETS 0020 | Antenna                        | DP 21           | MEB                |
| ETS 0021 | Antenna                        | DP 3            | MEB                |
| ETS 0022 | Antenna                        | SAS-200/ 521    | A.H. Systeme / USA |
| ETS 0023 | Antenna                        | DP 1            | MEB                |
| ETS 0024 | Antenna mast                   | AF 2            | MEB                |
| ETS 0025 | Antenna mast                   | AF 2            | MEB                |
| ETS 0026 | Tripod                         |                 | Heinrich Deisel    |
| ETS 0027 | Tripod                         |                 | Heinrich Deisel    |
| ETS 0028 | Tripod                         | STA 2           | C. Lorenz AG       |
| ETS 0029 | Tripod                         |                 | Berlebach          |
| ETS 0030 | Turn table                     | TT 1            | ETS                |
| ETS 0031 | Turn table                     | DS 412          | Heinrich Deisel    |
| ETS 0032 | Controllor                     | HD 050          | Heinrich Deisel    |
| ETS 0033 | RF generator                   | SMG             | Rohde&Schwarz      |
| ETS 0034 | RF generator/ Amplifier        | SMLR            | Rohde&Schwarz      |
| ETS 0035 | RF generator/ Amplifier        | SMLM            | Rohde&Schwarz      |
| ETS 0036 | RF amplifier                   | 10W 1000AM2     | Amplifier Research |
| ETS 0037 | RF amplifier                   | 50W 1000        | Amplifier Research |
| ETS 0038 | RF amplifier                   | 150L            | Amplifier Research |
| ETS 0039 | Absorbing clamp                | MDS 21          | Rohde&Schwarz      |
| ETS 0040 | Artificial mains               | ESH3-Z5         | Rohde&Schwarz      |
| ETS 0041 | Artificial mains               | ESH3-Z4         | Rohde&Schwarz      |
| ETS 0042 | Artificial mains               | ESH3-Z6         | Rohde&Schwarz      |
| ETS 0043 | Artificial mains               | NNB 11          | MEB                |
| ETS 0044 | Artificial mains               | NNB 111         | MEB                |
| ETS 0045 | Stripe line                    | IEC 801-3       | ETS                |
| ETS 0046 | Power supply                   | LTS 006         | RFT                |
| ETS 0047 | Power supply                   | TG 20/ 1        | Statron            |
| ETS 0048 | Power supply                   | TG 20/ 1        | Statron            |
| ETS 0049 | Power supply                   | T 102           | TPW                |



Registration number: W6M20411-5506-C-2

FCC ID: NKH9610

| No.      | Measurement device:              | Type:           | Manufacturer:     |
|----------|----------------------------------|-----------------|-------------------|
| ETS 0050 | Power supply                     | T 101b          | TPW               |
| ETS 0051 | Oscilloscope                     | TDS 640A        | Tektronic         |
| ETS 0052 | Audio analyzer                   | UPA 4           | Rohde&Schwarz     |
| ETS 0053 | ECAT Control center              |                 | Keytek/ EMV       |
| ETS 0054 | EFT simulator                    |                 | Keytek/ EMV       |
| ETS 0055 | Module network coupler           |                 | Keytek/ EMV       |
| ETS 0056 | Blank plug-in                    |                 | Keytek/ EMV       |
| ETS 0057 | Module SURGE with DC coupler     |                 | Keytek/ EMV       |
| ETS 0058 | Capacitive coupling clamp        |                 | Keytek/ EMV       |
| ETS 0059 | Kikusui amplifier                | PCR 2000L       | Keytek/ EMV       |
| ETS 0060 | Xitron power analyzer            |                 | Keytek/ EMV       |
| ETS 0061 | Power/ Arb (Harm., Ramp)         |                 | Keytek/ EMV       |
| ETS 0062 | Reference impedance              |                 | Keytek/ EMV       |
| ETS 0063 | Blank plug-in                    |                 | Keytek/ EMV       |
| ETS 0064 | Filter system IEC 1000-4-6       |                 | Keytek/ EMV       |
| ETS 0065 | ESD-generator minizap            |                 | Keytek/ EMV       |
| ETS 0066 | EM Injection Clamp               |                 | FCC/ EMV          |
| ETS 0067 | Calibration Fixture              | IEC 801-2031 CF | FCC/ EMV          |
| ETS 0068 | Filter system IEC 1000-4-6       | CDN             | FCC/ EMV          |
| ETS 0069 | EM Radiation Monitor             | EMR-20          | Wandel&Goltermann |
| ETS 0070 | PC Transfer set EMR-20           | EMR-20          | Wandel&Goltermann |
| ETS 0071 | Video camera system              | KMB012          | Kocom             |
| ETS 0072 | Interphone system                | JS-1400         | Jiuh Sheng        |
| ETS 0073 | Audio noise meter                | GSM 2           | MKD/ RFT          |
| ETS 0074 | RF milivoltmeter                 | QRV 2           | MKD/ RFT          |
| ETS 0075 | NF generator                     | GF 22           | Präcitronic       |
| ETS 0076 | Feeding bridge A                 | SBA 1000        | ESP               |
| ETS 0077 | Audio/ Video Filter              | AV 55020        | ETS               |
| ETS 0078 | LCR meter                        | SR 720          | SRS               |
| ETS 0079 | Functional generator             | MX-2020         | Maxcom            |
| ETS 0080 | EMI Software                     | ES-K1           | Rohde&Schwarz     |
| ETS 0081 | EMI Software                     | ES-K10          | Rohde&Schwarz     |
| ETS 0082 | PC Novell network system         | Novell          | Esotronic         |
| ETS 0083 | Apple computer system            | Performa 630    | Macintosh         |
| ETS 0084 | Process controller               | PSA 15          | Rohde&Schwarz     |
| ETS 0085 | Shielded room                    | SR 1            | Frankonia         |
| ETS 0086 | Anechoic chamber                 | AC 1            | Frankonia         |
| ETS 0087 | Climatic cell                    | HC 4033         | Heraeus           |
| ETS 0088 | Color TV pattern generator       | PM 5518-TX VPS  | Philips           |
| ETS 0089 | Radio communication tester       | CMS 54          | Rohde&Schwarz     |
| ETS 0090 | DECT type approval CTR06         | TS 8930         | Rohde&Schwarz     |
| ETS 0091 | RF signal generator              | SME 03          | Rohde&Schwarz     |
| ETS 0092 | DM-Coder                         | SME-B11         | Rohde&Schwarz     |
| ETS 0093 | Pulse Modulator                  | SM-B8           | Rohde&Schwarz     |
| ETS 0094 | Rear-panel connectors            | SME-B19         | Rohde&Schwarz     |
| ETS 0095 | DECT system controller           | PSMD            | Rohde&Schwarz     |
| ETS 0096 | DECT Signaling unit              | PSMD-B11        | Rohde&Schwarz     |
| ETS 0097 | Rack, 19", 36 HU                 | TS 89RA         | Rohde&Schwarz     |
| ETS 0098 | System engineering and software  | CS 893BE        | Rohde&Schwarz     |
| ETS 0099 | Extension unit for basic version | TS 8930B        | Rohde&Schwarz     |
| ETS 0100 | RF signal generator              | SME-06          | Rohde&Schwarz     |

Registration number: W6M20411-5506-C-2

FCC ID: NKH9610

| No.      | Measurement device:              | Type:         | Manufacturer: |
|----------|----------------------------------|---------------|---------------|
| ETS 0101 | DM-Coder                         | SME-B11       | Rohde&Schwarz |
| ETS 0102 | Pulse modulator                  | SM-B8         | Rohde&Schwarz |
| ETS 0103 | Pulse generator                  | SM-B4         | Rohde&Schwarz |
| ETS 0104 | Rear-panel connectors            | SME-B19       | Rohde&Schwarz |
| ETS 0105 | High power synthesizer/ sweeper  | SMP 22        | Rohde&Schwarz |
| ETS 0106 | Frequency extension              | SMP-B11       | Rohde&Schwarz |
| ETS 0107 | RF attenuator for SMP 22         | SMP-B15       | Rohde&Schwarz |
| ETS 0108 | DECT protocol tester TBR 22      | TS 1220       | Rohde&Schwarz |
| ETS 0109 | Process controller               | PSM 2         | Rohde&Schwarz |
| ETS 0110 | Real time signaling unit         | PSMD-B2       | Rohde&Schwarz |
| ETS 0111 | PCM Realtime audio interface for | PSMD-B3       | Rohde&Schwarz |
| ETS 0112 | Synthesizer Module               | PSMD-B4       | Rohde&Schwarz |
| ETS 0113 | Keyboard                         | PSA-Z2        | Rohde&Schwarz |
| ETS 0114 | RF step attenuator               | RSG           | Rohde&Schwarz |
| ETS 0115 | Glide path                       |               | ETS           |
| ETS 0116 | RF Millivoltmeter                | URV 55        | Rohde&Schwarz |
| ETS 0117 | Insertion unit                   | URV-Z2        | Rohde&Schwarz |
| ETS 0118 | Mixer                            | MFC 1000      | Avcom         |
| ETS 0119 | Mixer                            | MFC 2000      | Avcom         |
| ETS 0120 | RF step attenuator               | TRI-50-20     | INCO          |
| ETS 0121 | Oscilloscope                     | EO 147A       | Serute        |
| ETS 0122 | Oscilloscope                     | 5201          | Dagatron      |
| ETS 0123 | RF step attenuator               | RBU           | Rohde&Schwarz |
| ETS 0124 | Tripod                           | STA 2         | Rohde&Schwarz |
| ETS 0125 | Small components                 |               |               |
| ETS 0126 | Uninterruptible power supply     | UPS - 1500    | Sendon        |
| ETS 0127 | Uninterruptible power supply     | UPS - 1000 LC | Sendon        |
| ETS 0128 | Uninterruptible power supply     | UPS - 1000    | Sendon        |
| ETS 0129 | Uninterruptible power supply     | UPS - 500     | Sendon        |
| ETS 0130 | Uninterruptible power supply     | Power saver   | Sendon        |
| ETS 0131 | Telephone connection box         |               | Systel        |
| ETS 0132 | Frequency doubler                | TR-0616       | EMG           |
| ETS 0133 | Probe body                       | P6015         | Tektronix     |
| ETS 0134 | Mains filter                     | MSF           | Erika Fiedler |
| ETS 0135 | Measuring switching point        | AK 11         | RFT           |
| ETS 0136 | Attenuator                       | 33-6-34       | Weinschel     |
| ETS 0137 | Multimeter                       | YX-360TRA     | Mastech       |
| ETS 0138 | Multimeter                       | DT-9410       | Diditec       |
| ETS 0139 | Multimeter                       | ST-9202       | Standard      |
| ETS 0140 | High voltage generator           | IP 6Wa        | TPW           |
| ETS 0141 | Sliding bridge                   | J 573         | RFT           |
| ETS 0142 | Impedance converter              | TK 11         | RFT           |
| ETS 0143 | Impedance converter              | TK 12         | RFT           |
| ETS 0144 |                                  |               |               |
| ETS 0145 |                                  |               |               |
| ETS 0146 | Probe                            | TK 103        | MEB           |
| ETS 0147 | Active probe                     | ESH2-Z2       | Rohde&Schwarz |
| ETS 0148 | Test TV                          | 21PT4301/00   | Philips       |
| ETS 0149 | Power divider                    | ZAPD-21       | MCL           |
| ETS 0150 | Switcher                         | HR07-720      | Wisi          |
| ETS 0151 | Interference pulse generator     | NSG 500C      | Schaffner     |

Registration number: W6M20411-5506-C-2

FCC ID: NKH9610

| No.      | Measurement device:                   | Type:          | Manufacturer:  |
|----------|---------------------------------------|----------------|----------------|
| ETS 0152 | Simulator for Load-Dump-Impulse       | NSG 506C (I)   | Schaffner      |
| ETS 0153 | Simulator for Load-Dump-Impulse       | NSG 506C (II)  | Schaffner      |
| ETS 0154 | Signal generator                      | SMG            | Rohde&Schwarz  |
| ETS 0155 | Signal generator                      | SMG            | Rohde&Schwarz  |
| ETS 0156 | Adjacent channel power meter          | NKS            | Rohde&Schwarz  |
| ETS 0157 | TV and Sat-Signal generator           | VTG 700        | Grundig        |
| ETS 0158 | TV and Sat Signal generator           | VTG 700        | Grundig        |
| ETS 0159 | Programmable power supply             | TOE 8815       | Toellner       |
| ETS 0160 | Protective wire and isolation tester  | PI 6001 D      | SPS electronic |
| ETS 0161 | Filter system / consumer electronic   |                | Fiedler        |
| ETS 0162 | Acoustic chamber                      | 403-A          | IAC            |
| ETS 0163 | Test head                             | BK 4602        | Brüel & Kjær   |
| ETS 0164 | Simulator ear                         | BK 4185        | Brüel & Kjær   |
| ETS 0165 | Simulator mouth                       | BK 4227        | Brüel & Kjær   |
| ETS 0166 | Acoustic calibrator                   | BK 4231        | Brüel & Kjær   |
| ETS 0167 | Communication Analysis System         | CAS TE I       | HEAD acoustics |
| ETS 0168 | Acoustical test for DECT              | CTR 10         | HEAD acoustics |
| ETS 0169 | Measurement - Frontend (analog)       | MFE III        | HEAD acoustics |
| ETS 0170 | Measurement - Frontend (digital)      | MFE IV         | HEAD acoustics |
| ETS 0171 | Electronic test cradle                | TEH            | HEAD acoustics |
| ETS 0172 | Noise generator                       | HNG III.1      | HEAD acoustics |
| ETS 0173 | Speaker                               | Canton S Pluss | HEAD acoustics |
| ETS 0174 | Measurement - Frontend line interface | MFE V          | HEAD acoustics |
| ETS 0175 | Software Line interface (analog)      | COPTZV5        | HEAD acoustics |
| ETS 0176 | Acoustic volt meter                   | COP 4          | HEAD acoustics |
| ETS 0177 | Feeding bridge B                      | SBA 1000       | ESP            |
| ETS 0178 | Open area test side                   | 30m            | ETS            |
| ETS 0179 | Open area test side                   | 30m            | ETS            |
| ETS 0180 | Artificial mains                      | NNB01/RFZ      | ETS            |
| ETS 0181 | Test pin for protective wire          | PE 156-i       | SPS electronic |
| ETS 0182 | Power supply                          | MX-9300        | Maxcom         |
| ETS 0183 | Frequency counter                     | MX-9300        | Maxcom         |
| ETS 0184 | Function generator                    | MX-9300        | Maxcom         |
| ETS 0185 | Digital multimeter                    | MX-9300        | Maxcom         |
| ETS 0186 | Power supply                          | DF 1730        | WJG            |
| ETS 0187 | Power supply                          |                | TPW/RFT        |
| ETS 0188 | High voltage generator                |                |                |
| ETS 0189 | Spectrum Analyzer                     | FSEB           | Rohde&Schwarz  |
| ETS 0190 | Function generator                    | MX 2020        | Maxcom         |
| ETS 0191 | Sweep function generator              | 7202           | Dagatron       |
| ETS 0192 | Audio generator                       | 7101           | Dagatron       |
| ETS 0193 | Vibration table                       | N1-201-M       | Sandex         |
| ETS 0194 | Digital multimeter                    | PMM 208        | Dagatron       |
| ETS 0195 | Thermo hygro recorder                 |                | Amarell        |
| ETS 0196 | Digital thermometer                   | AK-688         | KD             |
| ETS 0197 | Digital thermometer                   |                | Prima          |
| ETS 0198 | Digital thermometer                   | ad 170th       | ama-digit      |
| ETS 0199 | Digital thermometer                   | ad 31th        | ama-digit      |
| ETS 0200 | Digital thermometer / hygro meter     | ad 90h         | ama-digit      |
| ETS 0201 | Digital thermometer / hygro meter     | 37950-10       | Cole Parmer    |
| ETS 0202 | Digital thermometer                   | ad 15th        | ama-digit      |

Registration number: W6M20411-5506-C-2

FCC ID: NKH9610

| No.      | Measurement device:           | Type:       | Manufacturer:      |
|----------|-------------------------------|-------------|--------------------|
| ETS 0203 | Digital thermometer           | Type K      | Amarell            |
| ETS 0204 | Digital thermometer           | ad 20th     | ama-digit          |
| ETS 0205 | High voltage test generator   | HA 3300 D   | SPS electronic     |
| ETS 0206 | High voltage test accessories | HVGZ 312    | SPS electronic     |
| ETS 0207 | Socket-Outlet torque balance  | F 37.13     | PTL                |
| ETS 0208 | Unjointed Finger probe        | P 10.05     | PTL                |
| ETS 0209 | Flexible Finger probe         | P 10.01     | PTL                |
| ETS 0210 | Spring operated impact hammer | P 22.50     | PTL                |
| ETS 0211 | Metallic ball                 | F 53.32     | PTL                |
| ETS 0212 | Hazardous live probe          | P 10.06     | PTL                |
| ETS 0213 | Hazardous live probe          | P 10.11     | PTL                |
| ETS 0214 | Ball pressure test apparatus  | T 10.02     | PTL                |
| ETS 0215 | Glow Wire tester              | T 03.14     | PTL                |
| ETS 0216 | Force indicator 50N           | P 10.31     | PTL                |
| ETS 0217 | Millivolt meter               | URV 55      | Rohde&Schwarz      |
| ETS 0218 | RF probe                      | URV5-Z7     | Rohde&Schwarz      |
| ETS 0219 | Power sensor                  | NRV-Z2      | Rohde&Schwarz      |
| ETS 0220 | Insertion unit                | URV5-Z4     | Rohde&Schwarz      |
| ETS 0221 | ISDN-S0-Analyser              | K1403       | Siemens            |
| ETS 0222 | ISDN Protocol Analyser        | TE965       | Tekelec Teleco.    |
| ETS 0223 | GSM/ PCN/ PCS-Simul.          | TS8915B     | Rohde & Schwarz    |
| ETS 0224 | GSM System Simulator          | FTA         | Rohde & Schwarz    |
| ETS 0225 | SIM Simulator                 |             | Orga               |
| ETS 0226 | SIM Editor                    |             | Orga               |
| ETS 0227 | Vibration table               | TIRA vib    | GenRad             |
| ETS 0228 | Climatic chamber              | VT 4010     | Vötsch             |
| ETS 0229 | Radio Commun. Tester          | CMT 54      | Rohde & Schwarz    |
| ETS 0230 | Radio Commun. Tester          | CMD 65      | Rohde & Schwarz    |
| ETS 0231 | Testreceiver                  | ESVS 30     | Rohde & Schwarz    |
| ETS 0232 | Radiation test source         | VSO 1       | MEB                |
| ETS 0233 | Direction coupler             | RK 100      | MEB                |
| ETS 0234 | Power meter                   | NRVD        | Rohde & Schwarz    |
| ETS 0235 | RF-network-analyser           | 8752 C      | Hewlett Packard    |
| ETS 0236 | RF-amplifier                  | 100A100     | Amplifier Research |
| ETS 0237 | RF-amplifier                  | 100W1000M1  | Amplifier Research |
| ETS 0238 | Field strength meter          | FM 2000     | Amplifier Research |
| ETS 0239 | Isotr. field probe 40 GHz     | FP 2080 Kit | Amplifier Research |
| ETS 0240 | Isotr. field probe 1 GHz      | FP 2000 Kit | Amplifier Research |
| ETS 0241 | Pulse Generator               | 4050        | PicoSecond PL      |
| ETS 0242 | Harmonics analyser            | F 41B       | Fluke              |
| ETS 0243 | AC-clamp 1000 A               | 80i 1000s   | Fluke              |
| ETS 0244 | Burst generator               | EFT 200     | EM-Test            |
| ETS 0245 | Load dump generator           | LD 200      | EM-Test            |
| ETS 0246 | Voltage drop simulator        | VDS 200     | EM-Test            |
| ETS 0247 | Microsecond generator         | MPG 200     | EM-Test            |
| ETS 0248 | Switch unit                   | AN 200      | EM-Test            |
| ETS 0249 | Coupling network              | CNA 200     | EM-Test            |
| ETS 0250 | Coupling clamp                | ACC         | EM-Test            |
| ETS 0252 | System controller             | PSM 12      | Rohde & Schwarz    |
| ETS 0253 | Spectrum analyser             | FSIO        | Rohde & Schwarz    |
| ETS 0254 | RF generator                  | SMIO 03     | Rohde & Schwarz    |

Registration number: W6M20411-5506-C-2

FCC ID: NKH9610

| No.      | Measurement device:   | Type:     | Manufacturer:      |
|----------|-----------------------|-----------|--------------------|
| ETS 0255 | RF generator          | SMIO 03   | Rohde & Schwarz    |
| ETS 0256 | RF generator          | SMP 03    | Rohde & Schwarz    |
| ETS 0257 | Step attenuator       | RSP       | Rohde & Schwarz    |
| ETS 0258 | Rubidium standard     | RSTU      | DATUM GmbH         |
| ETS 0259 | Power meter           | NRVD      | Rohde & Schwarz    |
| ETS 0260 | Power sensor          | NRVD-Z1   | Rohde & Schwarz    |
| ETS 0261 | Power sensor          | NRVD-Z1   | Rohde & Schwarz    |
| ETS 0262 | Switching unit        | SSCU      | Rohde & Schwarz    |
| ETS 0263 | Signaling unit        |           | Wird               |
| ETS 0264 | Spectrum analyser     | F 1048    | HAMEG              |
| ETS 0265 | Loop antenna          | HFRA 9150 | Schwarzbeck        |
| ETS 0267 | RF signal generator   | SMT 03    | Rohde & Schwarz    |
| ETS 0268 | RF signal generator   | SMP 02    | Rohde & Schwarz    |
| ETS 0270 | RF signal generator   | SMP 04    | Rohde & Schwarz    |
| ETS 0271 | Test receiver         | ESI 40    | Rohde & Schwarz    |
| ETS 0272 | RF signal generator   | SME 03    | Rohde & Schwarz    |
| ETS 0273 | RF signal generator   | SME 03    | Rohde & Schwarz    |
| ETS 0274 | RF signal generator   | SMY 01    | Rohde & Schwarz    |
| ETS 0275 | Power sensor          | NRV-Z51   | Rohde & Schwarz    |
| ETS 0276 | Audio analyser        | UPL       | Rohde & Schwarz    |
| ETS 0277 | Power sensor          | NRV-Z1    | Rohde & Schwarz    |
| ETS 0278 | Power sensor          | NRV-Z31   | Rohde & Schwarz    |
| ETS 0279 | Step attenuator       | RSP       | Rohde & Schwarz    |
| ETS 0280 | Power meter           | NRVD      | Rohde & Schwarz    |
| ETS 0281 | Spectrum analyser     | FSM       | Rohde & Schwarz    |
| ETS 0282 | RF bridge             | 86207 A   | Hewlett Packard    |
| ETS 0283 | RF bridge             | 86205 A   | Hewlett Packard    |
| ETS 0284 | Field probe           | 11940 A   | Hewlett Packard    |
| ETS 0285 | Field probe           | 11941 A   | Hewlett Packard    |
| ETS 0286 | Limitter              | 11867 A   | Hewlett Packard    |
| ETS 0287 | Test receiver         | ESHS 10   | Rohde & Schwarz    |
| ETS 0288 | Artificial mains      | ESH2-Z5   | Rohde & Schwarz    |
| ETS 0289 | Audio generator       | TAG 101   | Troneer            |
| ETS 0290 | Audio generator       | TAG 101   | Troneer            |
| ETS 0291 | Loop antenna          | HFH2-Z2   | Rohde & Schwarz    |
| ETS 0292 | RF generator          | SMHU      | Rohde & Schwarz    |
| ETS 0293 | Artificial mains      | NNBM 8125 | Schwarzbeck        |
| ETS 0294 | Biconical antenna     | HK 116    | Rohde & Schwarz    |
| ETS 0295 | LPD antenna           | HL 223    | Rohde & Schwarz    |
| ETS 0296 | Oscilloscope          | TDS 520 A | Tektronix          |
| ETS 0297 | Power pulse generator | IGUF 2910 | Schwarzbeck        |
| ETS 0298 | ICO tester            | TS 1232   | Rohde & Schwarz    |
| ETS 0299 | DECT protocol tester  | TS 1220   | Rohde & Schwarz    |
| ETS 0300 | RF amplifier          | 75 A 250  | Amplifier Research |
| ETS 0301 | Relay switch unit     | RSU       | Rohde & Schwarz    |
| ETS 0302 | Data line CDN         | CM-I/O CD | Kevtek             |
| ETS 0303 | Telecom line CDN      | CM-TEL CD | Kevtek             |
| ETS 0304 | Test receiver         | ESHS 10   | Rohde & Schwarz    |
| ETS 0305 | Test receiver         | ESVS 10   | Rohde & Schwarz    |
| ETS 0306 | Function generator    | HP 33120A | Hewlett Packard    |
| ETS 0307 | Commu. Sign. Analyser | CSA 803 A | Tektronix          |

Registration number: W6M20411-5506-C-2

FCC ID: NKH9610

| No.      | Measurement device:          | Type:             | Manufacturer:   |
|----------|------------------------------|-------------------|-----------------|
| ETS 0308 | Spectrum analyzer            | R 3361A           | Advantest       |
| ETS 0309 | Anechoic chamber             | AC 2              | Frankonia       |
| ETS 0310 | Anechoic chamber             | AC 3              | Frankonia       |
| ETS 0311 | Anechoic chamber             | AC 4              | Frankonia       |
| ETS 0312 | Climatic chamber             | VC 0033           | Vötsch          |
| ETS 0313 | Power sensor                 | NRV-Z51           | Rohde & Schwarz |
| ETS 0314 | LPD antenna                  | HL 223            | Rohde & Schwarz |
| ETS 0315 | Biconical antenna            | HK 116            | Rohde & Schwarz |
| ETS 0316 | Switcher                     | Hr 07-720         | WISI            |
| ETS 0317 | Switcher                     | Hr 07-720         | WISI            |
| ETS 0318 | Dial pulse/ DTMF tester      | 210               | HE              |
| ETS 0319 | Opto link                    | GPIB 140          | NI              |
| ETS 0320 | Opto link                    | GPIB 140          | NI              |
| ETS 0321 | RF Millivoltmeter            | URV 55            | Rohde & Schwarz |
| ETS 0322 | Insertion unit               | URV5-Z4           | Rohde & Schwarz |
| ETS 0323 | DECT portable part           | Gigaset 1000      | SIEMENS         |
| ETS 0324 | DECT fix part                | Gigaset 1000      | SIEMENS         |
| ETS 0325 | DECT portable part           |                   | Philips         |
| ETS 0326 | DECT fix part                |                   | Philips         |
| ETS 0327 | Blue Unit                    | V 2.0             | Nokia           |
| ETS 0328 | BT Protocol tester           | PTW 60            | Rohde & Schwarz |
| ETS 0330 | Spectrum analyzer            | FSM               | Rohde & Schwarz |
| ETS 0333 | turn table                   | DE 350            | Heinrich Deisel |
| ETS 0334 | Controller                   | HD 100            | Heinrich Deisel |
| ETS 0335 | BT Development kit           | CASIRA            | CSR             |
| ETS 0336 | LPD Antenna                  | HL 223            | Rohde & Schwarz |
| ETS 0337 | Professional Power Amplifier | SE-1200           | Wharfedale Pro  |
| ETS 0338 | Coupling network             | KN002             | ETS             |
| ETS 0339 | Isolating Transformer        | KN003             | ETS             |
| ETS 0340 | Bluetooth test set           | TS8960            | Rohde & Schwarz |
| ETS 0341 | EN 61000-4-8 Test System     | F-1000-4-8/9/10-L | Fisher Custom   |

Registration number: W6M20411-5506-C-2

FCC ID: NKH9610

## 2.4 General Test Procedure

**POWER LINE CONDUCTED INTERFERENCE:** The procedure used was ANSI STANDARD C63.4-2000 using a 50  $\mu$ H LISN (if necessary). Both lines were observed. The bandwidth of the spectrum analyzer was 10 kHz with an appropriate sweep speed.

**RADIATION INTERFERENCE:** The test procedure used was according to ANSI STANDARD C63.4-2000 employing a spectrum analyzer. For investigated frequency is equal to or below 1GHz, the RBW and VBW of the spectrum analyzer was 100 kHz and 100kHz respectively with an appropriate sweep speed. For investigated frequency is above 1GHz, both of RBW and VBW of the spectrum analyzer were 1 MHz with an appropriate sweep speed. The analyzer was calibrated in dB above a microvolt at the output of the antenna. The ambient temperature of the UUT was 23°C with a humidity of 40 %.

**FORMULA OF CONVERSION FACTORS:** The Field Strength at 3m was established by adding the meter reading of the spectrum analyzer (which is set to read in units of dB $\mu$ V) to the antenna correction factor supplied by the antenna manufacturer. The antenna correction factors are stated in terms of dB.

Example:

|            |  |
|------------|--|
| Freq (MHz) | METER READING + ACF + CABLE LOSS (to the receiver) = FS  |
| 33         | 20 dB $\mu$ V + 10.36 dB + 6 dB = 36.36 dB $\mu$ V/m @3m |

The UUT was placed on a table 80 cm high and with dimensions of 1m by 1.5m (non metallic table) and arranged according to ANSI C63.4-2000 Section 13.1.2. The table used for radiated measurements is capable of continuous rotation. The spectrum was scanned from 30 MHz to the frequency specified as follows:

- (1) If the intentional radiator operates below 10 GHz: to the tenth harmonic of the highest fundamental frequency or to 40 GHz, whichever is lower.
- (2) If the intentional radiator operates at or above 10 GHz and below 30 GHz: to the fifth harmonic of the highest fundamental frequency or to 100 GHz, whichever is lower.
- (3) If the intentional radiator operates at or above 30 GHz: to the fifth harmonic of the highest fundamental frequency or to 200 GHz, whichever is lower, unless specified otherwise elsewhere in the rules.
- (4) If the intentional radiator contains a digital device, regardless of whether this digital device controls the functions of the intentional radiator or the digital device is used for additional control or function purposes other than to enable the operation of the intentional radiator, the frequency range shall be investigated up to the range specified in paragraphs (a)(1)-(a)(3) of this section or the range applicable to the digital device, as shown in paragraph (b)(1) of this Section, whichever is the higher frequency range of investigation.

For hand-held devices, a exploratory test was performed with three (3) orthogonal planes to determine the highest emissions.

Measurements were made by ETS Dr. Genz GmbH, Germany at the registered open field test site located at Storkower Str. 38c, 15526 Reichenwalde Germany. The Registration Number: 96970.

Registration number: W6M20411-5506-C-2

FCC ID: NKH9610

When an emission was found, the table was rotated to produce the maximum signal strength. At this point, the antenna was raised and lowered from 1m to 4m. The antenna was placed in both the horizontal and vertical planes.

When the radiated emission limits are expressed in terms of the average value of the emission, and pulsed operation is employed, the measurement field strength shall be determined by averaging over one complete pulse train, including blanking intervals, as long as the pulse train does not exceed 0.1 seconds. As an alternative (provided the transmitter operates for longer than 0.1 seconds) or in cases where the pulse train exceeds 0.1 seconds, the measured field strength shall be determined from the average absolute voltage during a 0.1 second interval during which the field strength is at its maximum value.

The formula is as follows:

Average = Peak + Duty Factor

Duty Factor =  $20 \log(\text{dwell time}/T)$

T = 100ms when the pulse train period is over 100 ms or the period of the pulse train.

Modified Limits for peak according to 15.35 (b) = Max Permitted average Limits + 20dB

ANTENNA & GROUND:

**This unit uses 2.4G Antenna with Reserve SMA Plug(Antenna A) and Desktop Antenna 2.4G 1.5dBi RG-174(Antenna B). (see photos)**



Registration number: W6M20411-5506-C-2

FCC ID: NKH9610

### 3 Test results (enclosure)

| TEST CASE   | Required                            | Test passed                         | Test failed              |
|---|-------------------------------------|-------------------------------------|--------------------------|
| Peak Output Power 15.247(b)(3)                                  | <input checked="" type="checkbox"/> | <input checked="" type="checkbox"/> | <input type="checkbox"/> |
| Equivalent radiated Power 15.247(b)(3)                          | <input checked="" type="checkbox"/> | <input checked="" type="checkbox"/> | <input type="checkbox"/> |
| Spurious Emissions radiated – Transmitter operating 15.247(c)   | <input checked="" type="checkbox"/> | <input checked="" type="checkbox"/> | <input type="checkbox"/> |
| Spurious Emissions radiated – Receiver operating 15.109         | <input checked="" type="checkbox"/> | <input checked="" type="checkbox"/> | <input type="checkbox"/> |
| Band Edge Measurement   | <input checked="" type="checkbox"/> | <input checked="" type="checkbox"/> | <input type="checkbox"/> |
| Minimum 6 dB Bandwidth 15.247(a)(2),<br>Minimum 20 dB Bandwidth | <input checked="" type="checkbox"/> | <input checked="" type="checkbox"/> | <input type="checkbox"/> |
| Peak Power Spectral Density 15.247(d)                           | <input checked="" type="checkbox"/> | <input checked="" type="checkbox"/> | <input type="checkbox"/> |
| Power Line Conducted Emission 15.207                            | <input checked="" type="checkbox"/> | <input checked="" type="checkbox"/> | <input type="checkbox"/> |

The follows is intended to leave blank.

Registration number: W6M20411-5506-C-2

FCC ID: NKH9610

### 3.1 Peak Output Power (transmitter)

FCC Rule: 15.247(b)(3)

This measurement applies to equipment with an integral antenna and to equipment with an antenna connector and equipped with an antenna as declared by the applicant.

The power was measured with modulation (declared by the applicant).

| Test condition                 |                           | Conducted Power |           |           |
|--------------------------------|---------------------------|-----------------|-----------|-----------|
|                                |                           | Channel A       | Channel B | Channel C |
|                                |                           | [dBm]           | [dBm]     | [dBm]     |
| $T_{nom} = 23^{\circ}\text{C}$ | $V_{nom} = 120 \text{ V}$ | 15.13           | 15.02     | 15.26     |
| Measurement uncertainty        |                           | < 3 dB          |           |           |

antenna A

| Test condition  | Signal Field strength TX highest power mode |
|---|---|
| $T_{nom} = 23^{\circ}\text{C}, V_{nom} = 120 \text{ V}$ | dB $\mu$ V/m                                |
| Frequency [MHz]   |   |
| 2462  | 99.78                                       |
| Measurement uncertainty                                 | < 3 dB                                      |

antenna B

| Test condition  | Signal Field strength TX highest power mode |
|---|---|
| $T_{nom} = 23^{\circ}\text{C}, V_{nom} = 120 \text{ V}$ | dB $\mu$ V/m                                |
| Frequency [MHz]   |   |
| 2462  | 97.23                                       |
| Measurement uncertainty                                 | < 3 dB                                      |

Remarks: The diagrams for the field strength measurements are included in Appendix.

Limits:

| Frequency<br>MHz | Power<br>dBm |
|------------------|--------------|
| 902 - 928        | 30           |
| 2400 – 2483.5    | 30           |
| 5725 – 5850      | 30           |

In case of employing transmitter antennas having antenna gain > 6 dBi and using fixed point-to-point operation consider §15.247 (b)(4)

Test equipment used: ETS 0125, ETS 0340

Registration number: W6M20411-5506-C-2

FCC ID: NKH9610

### 3.2 Equivalent isotropic radiated power

FCC Rule: 15.247(b)(3)

EIRP = max. conducted output power + antenna gain

EIRP = 15.26 dBm + 1.5 dBi

= 16.76 dBm

Limit: EIRP = +36 dBm for Antenna gain &lt;6dBi

#### 3.2.1 Transmitter

##### Integral Antenna:

At the transmitter the measurement was transacted with the modulation declared by the manufacturer and the maximum available output power of the EUT.

In this arrangement the EUT fulfils the requirements of the FCC rules §15.247, subpart C, section b.

### 3.3 RF Exposure Compliance Requirements

The test sample is a WLAN access point intended for fixed installation.

FCC OET Bulletin 65 Edition 97.01 determines the equations for predicting RF fields and applicable limits.

The prediction for power density in the far-field but will over-predict power density in the near field, where it could be used for walking a “worst case” or conservative prediction.

$$S = \frac{PG}{4 R^2}$$

S – Power Density

P – Output power ERP

R – Distance

D – Cable Loss

AG – Antenna Gain G = AG-D

| Item | Unit               | Value   | Remarks          |
|------|--------------------|---------|------------------|
| P    | mW                 | 33.57   | Peak value       |
| D    | dB                 |         |                  |
| AG   | dBi                |         |                  |
| G    |                    | 1.5     | Calculated Value |
| R    | cm                 | 20      | Assumed value    |
| S    | mW/cm <sup>2</sup> | 0.01001 | Calculated value |

Limits:

| Limit for General Population / Uncontrolled Exposure |                                     |
|--|-------------------------------------|
| Frequency (MHz)                                      | Power Density (mW/cm <sup>2</sup> ) |
| 1500 – 100.000                                       | 1,0                                 |

Registration number: W6M20411-5506-C-2

FCC ID: NKH9610

### 3.4 Transmitter Radiated Emissions in Restricted Bands

FCC Rules: 15.247 (c), 15.205, 15.209, 15.35

Radiated emission measurements were performed from 30 MHz to 1000 MHz.

For radiated emission tests, the analyzer setting was as followings:

Frequency 1 GHz, RBW:100 kHz, VBW: 100 kHz (Peak measurements)

Frequency > 1 GHz, RBW: 1 MHz, VBW: 1 MHz (Peak measurements)

Frequency > 1 GHz, RBW:1 MHz, VBW: 100Hz (Average measurements)

Limits.

For frequencies below 1GHz:

| Frequency of Emission (MHz) | Field strength (microvolts/meter) | Field Strength (dB microvolts/meter) |
|-----------------------------|-----------------------------------|--------------------------------------|
| 30 - 88                     | 100                               | 40.0                                 |
| 88 - 216                    | 150                               | 43.5                                 |
| 216 - 960                   | 200                               | 46.0                                 |
| Above                       | 500                               | 54.0                                 |

For frequencies above 1GHz (Average measurements).

Guidance on Measurement of DSSS Systems:

“If the emission is pulsed, modify the unit for continuous operation, use the setting shown above, then correct the reading by subtracting the peak-average correction factor, derived from the appropriate duty cycle calculation.”

The correction factor, based on the total channel dwell time in a 100 ms period, may be mathematically applied to a measurement made with an average detector, to further reduce the value.

Duty cycle correction =  $20 \log(\text{dwell time} / 100\text{ms})$

No duty cycle correction was added to the reading.

$54.0\text{dB } \mu\text{V/m} + 20\text{ dB} = 74\text{ dB } \mu\text{V/m}$

Remarks: see attached diagrams

Test equipment used: ETS 0125, ETS 0271

Registration number: W6M20411-5506-C-2

FCC ID: NKH9610

### 3.5 Spurious Emissions (tx)

Spurious emission was measured with modulation (declared by manufacturer).

In any 100 kHz bandwidth outside the frequency band in which the intentional radiator is operating, the radio frequency power that is produced by the intentional radiator shall be at least 20dB below that in the 100 kHz bandwidth within the band that contains the highest level of the desired power, based on either an RF conducted or a radiated measurement. Attenuation below the general limits specified in § 15.209(a) is not required. In addition, radiated emissions which fall in the restricted bands, as defined in § 15.205(a), must also comply with the radiated emission limits specified in § 15.209(a) (see § 15.205(c))

FCC Rule: 15.247(c), 15.35

For out of band emissions that are close to or that exceed the 20 dB attenuation requirement described in the specification, radiated measurements were performed at a 3 m separation distance to determine whether these emissions complied with the general radiated emission requirement.

Limits:

For frequencies below 1GHz:

Max. reading – 20 dB

99.78 dB  $\mu$  V/m- 20 dB= 79.78 dB  $\mu$  V/m

Guidance on Measurement of DSSS Systems:

“If the emission is pulsed, modify the unit for continuous operation, use the settings shown above, then correct the reading by subtracting the peak-average correction factor, derived from the appropriate duty cycle calculation.”

The correction factor, based on the total channel dwell time in a 100 ms period, may be mathematically applied to a measurement made with an average detector, to further reduce the value.

Duty Cycle correction =  $20 \log (\text{dwell time}/100\text{ms})$

For frequencies above 1GHz (Peak measurements).

Limit = max. aver. Reading-20dB+20dB(because Peak detector is used)

79.78 dB  $\mu$  V/m

For frequencies above 1GHz (Average measurements).

Max. reading – 20dB

No duty cycle correction was added to the reading

99.78 dB  $\mu$  V/m- 20 dB= 79.78 dB  $\mu$  V/m

Remarks: See attached diagrams.

Test equipment used: ETS 0125, ETS 0271

SAMPLE CALCULATION OF LIMIT. All results will be updated by an automatic measuring system in accordance with point 2.3.

Calculation of test results:

Registration number: W6M20411-5506-C-2

FCC ID: NKH9610

Such factors like antenna correction, cable loss, external attenuation etc. are already included in the provided measurement results. This is done by using validated test software and calibrated test system according the accreditation requirements.

The peak and average spurious emission plots was measured with the average limits.

In the Table being listed the critical peak and average value and exhibit the compliance with the above calculated Limits.

If in the column's correction factor states a value then the max. Field strength in the same row is corrected by a value gained from the "Duty-Cycle Correction Factor".

### Summary table with radiated data of the test plots

antenna A

| Freq, | Used Ch, | Frequency Marker [MHz] | Polarization | corrections dB | Corrected Reading [dBuV/m] | Compliance Limit [dBuV/m] | Detector | BW [MHz] | Margin |
|-------|----------|------------------------|--------------|----------------|----------------------------|---------------------------|----------|----------|--------|
| 1     | 1        | 133,226                | H            |                | 39,46                      | 43,5                      | P        | 0,1      | 4,04   |
| 1     | 1        | 166,613                | H            |                | 37,25                      | 43,5                      | P        | 0,1      | 6,25   |
| 1     | 1        | 133,226                | V            |                | 42,55                      | 43,5                      | P        | 0,1      | 0,95   |
| 1     | 1        | 166,613                | V            |                | 38,22                      | 43,5                      | P        | 0,1      | 5,28   |
| 1     | 1        | 108,697                | V            |                | 35,52                      | 43,5                      | P        | 0,1      | 7,98   |
| 1     | 1        | 108,697                | H            |                | 31,05                      | 43,5                      | P        | 0,1      | 12,45  |
| 2     | 1        | 400,108                | V            |                | 27,31                      | 46                        | P        | 0,1      | 18,69  |
| 2     | 1        | 400,108                | H            |                | 35,22                      | 46                        | P        | 0,1      | 10,78  |
| 3     | 1        | 2266,934               | V            |                | 45,24                      | 54                        | P        | 1        | 8,76   |
| 3     | 1        | 2266,934               | H            |                | 39,53                      | 54                        | P        | 1        | 14,47  |
| 3     | 1        | 2695,226               | V            |                | 48,25                      | 54                        | P        | 1        | 5,75   |
| 3     | 1        | 2695,226               | H            |                | 41,54                      | 54                        | P        | 1        | 12,46  |
| 4     | 1        | 4825,651               | V            |                | 47,65                      | 54                        | P        | 1        | 6,35   |
| 4     | 1        | 4825,651               | H            |                | 47,39                      | 54                        | P        | 1        | 6,61   |
| 5     | 1        | 11182,365              | V            |                | 47,55                      | 54                        | P        | 1        | 6,45   |
| 5     | 1        | 11182,365              | H            |                | 47,87                      | 54                        | P        | 1        | 6,13   |
| 6     | 1        | 15667,335              | V            |                | 51,25                      | 54                        | P        | 1        | 2,75   |
| 6     | 1        | 15667,335              | H            |                | 50,51                      | 54                        | P        | 1        | 3,49   |
| 7     | 1        | 23042,084              | V            |                | 49,72                      | 54                        | P        | 1        | 4,28   |
| 7     | 1        | 23042,084              | H            |                | 48,41                      | 54                        | P        | 1        | 5,59   |
| 1     | 6        | 133,226                | V            |                | 41,58                      | 43,5                      | P        | 0,1      | 1,92   |
| 1     | 6        | 133,226                | H            |                | 38,64                      | 43,5                      | P        | 0,1      | 4,86   |
| 1     | 6        | 166,613                | V            |                | 40,23                      | 43,5                      | P        | 0,1      | 3,27   |
| 1     | 6        | 166,613                | H            |                | 37,54                      | 43,5                      | P        | 0,1      | 5,96   |
| 2     | 6        | 400,108                | V            |                | 27,72                      | 46                        | P        | 0,1      | 18,28  |
| 2     | 6        | 400,108                | H            |                | 34,22                      | 46                        | P        | 0,1      | 11,78  |
| 3     | 6        | 2314,389               | V            |                | 50,44                      | 54                        | P        | 1        | 3,56   |
| 3     | 6        | 2314,389               | H            |                | 39,95                      | 54                        | P        | 1        | 14,05  |

Registration number: W6M20411-5506-C-2

FCC ID: NKH9610

|   |    |           |   |  |       |      |   |     |       |
|---|----|-----------|---|--|-------|------|---|-----|-------|
| 3 | 6  | 2764,946  | V |  | 48,70 | 54   | P | 1   | 5,30  |
| 3 | 6  | 2764,946  | H |  | 42,21 | 54   | P | 1   | 11,79 |
| 4 | 6  | 4873,747  | V |  | 47,56 | 54   | P | 1   | 6,44  |
| 4 | 6  | 4873,747  | H |  | 48,36 | 54   | P | 1   | 5,64  |
| 5 | 6  | 11062,124 | V |  | 47,61 | 54   | P | 1   | 6,39  |
| 5 | 6  | 11062,124 | H |  | 46,44 | 54   | P | 1   | 7,56  |
| 6 | 6  | 15679,359 | V |  | 51,36 | 54   | P | 1   | 2,64  |
| 6 | 6  | 15679,359 | H |  | 50,88 | 54   | P | 1   | 3,12  |
| 7 | 6  | 23076,152 | V |  | 49,81 | 54   | P | 1   | 4,19  |
| 7 | 6  | 23076,152 | H |  | 48,62 | 54   | P | 1   | 5,38  |
| 1 | 11 | 133,226   | V |  | 43,12 | 43,5 | P | 0,1 | 0,38  |
| 1 | 11 | 133,226   | H |  | 39,02 | 43,5 | P | 0,1 | 4,48  |
| 1 | 11 | 166,613   | V |  | 41,23 | 43,5 | P | 0,1 | 2,27  |
| 1 | 11 | 166,613   | H |  | 36,82 | 43,5 | P | 0,1 | 6,68  |
| 2 | 11 | 265,731   | V |  | 30,33 | 46   | P | 0,1 | 15,67 |
| 2 | 11 | 265,731   | H |  | 32,55 | 46   | P | 0,1 | 13,45 |
| 3 | 11 | 2333,667  | V |  | 47,28 | 54   | P | 1   | 6,72  |
| 3 | 11 | 2333,667  | H |  | 39,33 | 54   | P | 1   | 14,67 |
| 4 | 11 | 4921,844  | V |  | 50,03 | 54   | P | 1   | 3,97  |
| 4 | 11 | 4921,844  | H |  | 49,87 | 54   | P | 1   | 4,13  |
| 5 | 11 | 11110,220 | V |  | 47,49 | 54   | P | 1   | 6,51  |
| 5 | 11 | 11110,220 | H |  | 47,09 | 54   | P | 1   | 6,91  |
| 6 | 11 | 15679,359 | V |  | 50,80 | 54   | P | 1   | 3,20  |
| 6 | 11 | 15679,359 | H |  | 51,23 | 54   | P | 1   | 2,77  |
| 7 | 11 | 21236,473 | V |  | 48,95 | 54   | P | 1   | 5,05  |
| 7 | 11 | 21236,473 | H |  | 47,82 | 54   | P | 1   | 6,18  |

Registration number: W6M20411-5506-C-2

FCC ID: NKH9610

## antenna B

| Freq. | Used Ch. | Frequency Marker [MHz] | Polarization | corrections dB | Corrected Reading [dBuV/m] | Compliance Limit [dBuV/m] | Detector | BW [MHz] | Margin |
|-------|----------|------------------------|--------------|----------------|----------------------------|---------------------------|----------|----------|--------|
| 1     | 1        | 133,226                | V            |                | 42,88                      | 43,5                      | P        | 0,1      | 0,62   |
| 1     | 1        | 133,226                | H            |                | 42,65                      | 43,5                      | P        | 0,1      | 0,85   |
| 1     | 1        | 166,613                | V            |                | 41,98                      | 43,5                      | P        | 0,1      | 1,52   |
| 1     | 1        | 166,613                | H            |                | 38,23                      | 43,5                      | P        | 0,1      | 5,27   |
| 2     | 1        | 400,101                | V            |                | 33,46                      | 46                        | P        | 0,1      | 12,54  |
| 2     | 1        | 400,101                | H            |                | 39,15                      | 46                        | P        | 0,1      | 6,85   |
| 3     | 1        | 2266,934               | V            |                | 46,16                      | 54                        | P        | 1        | 7,84   |
| 3     | 1        | 2266,934               | H            |                | 39,61                      | 54                        | P        | 1        | 14,39  |
| 3     | 1        | 2673,315               | V            |                | 45,64                      | 54                        | P        | 1        | 8,36   |
| 3     | 1        | 2673,315               | H            |                | 42,58                      | 54                        | P        | 1        | 11,42  |
| 4     | 1        | 4817,635               | V            |                | 50,95                      | 54                        | P        | 1        | 3,05   |
| 4     | 1        | 4817,635               | H            |                | 48,59                      | 54                        | P        | 1        | 5,41   |
| 5     | 1        | 11791,583              | V            |                | 49,59                      | 54                        | P        | 1        | 4,41   |
| 5     | 1        | 11791,583              | H            |                | 48,38                      | 54                        | P        | 1        | 5,62   |
| 6     | 1        | 17711,423              | V            |                | 51,76                      | 54                        | P        | 1        | 2,24   |
| 6     | 1        | 17711,423              | H            |                | 51,73                      | 54                        | P        | 1        | 2,27   |
| 7     | 1        | 19533,066              | V            |                | 47,94                      | 54                        | P        | 1        | 6,06   |
| 7     | 1        | 19533,066              | H            |                | 49,03                      | 54                        | P        | 1        | 4,97   |
| 1     | 6        | 133,226                | V            |                | 42,03                      | 43,5                      | P        | 0,1      | 1,47   |
| 1     | 6        | 133,226                | H            |                | 42,23                      | 43,5                      | P        | 0,1      | 1,27   |
| 1     | 6        | 166,613                | V            |                | 41,56                      | 43,5                      | P        | 0,1      | 1,94   |
| 1     | 6        | 166,613                | H            |                | 37,98                      | 43,5                      | P        | 0,1      | 5,52   |
| 2     | 6        | 265,731                | V            |                | 34,68                      | 46                        | P        | 0,1      | 11,32  |
| 2     | 6        | 265,731                | H            |                | 40,24                      | 46                        | P        | 0,1      | 5,76   |
| 3     | 6        | 2214,289               | V            |                | 47,05                      | 54                        | P        | 1        | 6,95   |
| 3     | 6        | 2214,289               | H            |                | 38,74                      | 54                        | P        | 1        | 15,26  |
| 3     | 6        | 2781,878               | V            |                | 44,27                      | 54                        | P        | 1        | 9,73   |
| 3     | 6        | 2781,878               | H            |                | 42,29                      | 54                        | P        | 1        | 11,71  |
| 4     | 6        | 4873,747               | V            |                | 50,27                      | 54                        | P        | 1        | 3,73   |
| 4     | 6        | 4873,747               | H            |                | 49,92                      | 54                        | P        | 1        | 4,08   |
| 5     | 6        | 11767,535              | V            |                | 48,51                      | 54                        | P        | 1        | 5,49   |
| 5     | 6        | 11767,535              | H            |                | 48,10                      | 54                        | P        | 1        | 5,90   |
| 6     | 6        | 17723,447              | V            |                | 51,86                      | 54                        | P        | 1        | 2,14   |
| 6     | 6        | 17723,447              | H            |                | 52,02                      | 54                        | P        | 1        | 1,98   |
| 7     | 6        | 19550,100              | V            |                | 47,71                      | 54                        | P        | 1        | 6,29   |
| 7     | 6        | 19550,100              | H            |                | 49,18                      | 54                        | P        | 1        | 4,82   |
| 1     | 11       | 133,226                | V            |                | 42,56                      | 43,5                      | P        | 0,1      | 0,94   |
| 1     | 11       | 133,226                | H            |                | 42,44                      | 43,5                      | P        | 0,1      | 1,06   |
| 1     | 11       | 166,613                | V            |                | 41,87                      | 43,5                      | P        | 0,1      | 1,63   |
| 1     | 11       | 166,613                | H            |                | 37,80                      | 43,5                      | P        | 0,1      | 5,70   |



Registration number: W6M20411-5506-C-2

FCC ID: NKH9610

|   |    |           |   |  |       |       |   |     |       |
|---|----|-----------|---|--|-------|-------|---|-----|-------|
| 2 | 11 | 265,731   | V |  | 31,91 | 46    | P | 0,1 | 14,09 |
| 2 | 11 | 265,731   | H |  | 34,83 | 46    | P | 0,1 | 11,17 |
| 2 | 11 | 400,101   | V |  | 36,22 | 46    | P | 0,1 | 9,78  |
| 2 | 11 | 400,101   | H |  | 42,64 | 46    | P | 0,1 | 3,36  |
| 3 | 11 | 2357,395  | V |  | 48,80 | 54    | P | 1   | 5,20  |
| 3 | 11 | 2357,395  | H |  | 44,03 | 54    | P | 1   | 9,97  |
| 3 | 11 | 2826,697  | V |  | 43,59 | 54    | P | 1   | 10,41 |
| 3 | 11 | 2826,697  | H |  | 43,63 | 54    | P | 1   | 10,37 |
| 4 | 11 | 4921,844  | V |  | 51,79 | 54    | P | 1   | 2,21  |
| 4 | 11 | 4921,844  | H |  | 50,82 | 54    | P | 1   | 3,18  |
| 5 | 11 | 11759,519 | V |  | 48,66 | 54    | P | 1   | 5,34  |
| 5 | 11 | 11759,519 | H |  | 48,63 | 54    | P | 1   | 5,37  |
| 6 | 11 | 17498,998 | V |  | 52,22 | 77.23 | P | 1   | 25,01 |
| 6 | 11 | 17498,998 | H |  | 51,64 | 77.23 | P | 1   | 25.59 |
| 7 | 11 | 19498,998 | V |  | 47,65 | 54    | P | 1   | 6,35  |
| 7 | 11 | 19498,998 | H |  | 49,27 | 54    | P | 1   | 4,73  |

Freq. – Frequency Range:

|    |     |   |          |
|----|-----|---|----------|
| 1: | 30  | - | 200 MHz  |
| 2: | 200 | - | 1000 MHz |
| 3: | 1   | - | 4 GHz    |
| 4: | 4   | - | 8 GHz    |
| 5: | 8   | - | 12 GHz   |
| 6: | 12  | - | 17 GHz   |
| 7: | 17  | - | 26.5 GHz |

All not in the table noted test results are more than 20 dB below the relevant limits.

All other not noted test polts do not contain significant test results in relation to the limits.

**TEST RESULT (Transmitter):** The unit DOES meet the FCC requirements.

Comment: see attached diagrams

Test equipment used: ETS 0125, ETS 0340, ETS 0271

Registration number: W6M20411-5506-C-2

FCC ID: NKH9610

### 3.6 Spurious Emissions (rx)

antenna A

| Freq. | Used Ch. | Frequency Marker [MHz] | Polarization | corrections dB | Corrected Reading [dBuV/m] | Compliance Limit [dBuV/m] | Detector | BW [MHz] | Margin |
|-------|----------|------------------------|--------------|----------------|----------------------------|---------------------------|----------|----------|--------|
| 1     | 1        | 133,567                | V            |                | 40,96                      | 43,5                      | P        | 0,1      | 2,54   |
| 1     | 1        | 133,567                | H            |                | 42,13                      | 43,5                      | P        | 0,1      | 1,37   |
| 2     | 1        | 799,897                | V            |                | 44,24                      | 46                        | P        | 0,1      | 1,76   |
| 2     | 1        | 799,897                | H            |                | 40,61                      | 46                        | P        | 0,1      | 5,39   |
| 3     | 1        | 2094,188               | V            |                | 33,74                      | 54                        | P        | 1        | 20,26  |
| 3     | 1        | 2094,188               | H            |                | 34,15                      | 54                        | P        | 1        | 19,85  |
| 4     | 1        | 4825,651               | V            |                | 45,35                      | 54                        | P        | 1        | 8,65   |
| 4     | 1        | 4825,651               | H            |                | 44,65                      | 54                        | P        | 1        | 9,35   |
| 5     | 1        | 10492,986              | V            |                | 49,65                      | 54                        | P        | 1        | 4,35   |
| 5     | 1        | 10492,986              | H            |                | 50,66                      | 54                        | P        | 1        | 3,34   |
| 6     | 1        | 14188,377              | V            |                | 51,04                      | 54                        | P        | 1        | 2,96   |
| 6     | 1        | 14188,377              | H            |                | 51,47                      | 54                        | P        | 1        | 2,53   |
| 1     | 6        | 133,567                | V            |                | 42,21                      | 43,5                      | P        | 0,1      | 1,29   |
| 1     | 6        | 133,567                | H            |                | 41,76                      | 43,5                      | P        | 0,1      | 1,74   |
| 2     | 6        | 799,897                | V            |                | 43,67                      | 46                        | P        | 0,1      | 2,33   |
| 2     | 6        | 799,897                | H            |                | 40,04                      | 46                        | P        | 0,1      | 5,96   |
| 3     | 6        | 2887,776               | V            |                | 36,06                      | 54                        | P        | 1        | 17,94  |
| 3     | 6        | 2887,776               | H            |                | 37,28                      | 54                        | P        | 1        | 16,72  |
| 4     | 6        | 4873,747               | V            |                | 45,37                      | 54                        | P        | 1        | 8,63   |
| 4     | 6        | 4873,747               | H            |                | 44,89                      | 54                        | P        | 1        | 9,11   |
| 5     | 6        | 10773,547              | V            |                | 49,83                      | 54                        | P        | 1        | 4,17   |
| 5     | 6        | 10773,547              | H            |                | 50,55                      | 54                        | P        | 1        | 3,45   |
| 6     | 6        | 15679,359              | V            |                | 51,09                      | 54                        | P        | 1        | 2,91   |
| 6     | 6        | 15679,359              | H            |                | 50,94                      | 54                        | P        | 1        | 3,06   |
| 1     | 11       | 133,567                | V            |                | 42,58                      | 43,5                      | P        | 0,1      | 0,92   |
| 1     | 11       | 133,567                | H            |                | 42,43                      | 43,5                      | P        | 0,1      | 1,07   |
| 2     | 11       | 799,897                | V            |                | 43,71                      | 46                        | P        | 0,1      | 2,29   |
| 2     | 11       | 799,897                | H            |                | 39,89                      | 46                        | P        | 0,1      | 6,11   |
| 3     | 11       | 2803,607               | V            |                | 36,24                      | 54                        | P        | 1        | 17,76  |
| 3     | 11       | 2803,607               | H            |                | 36,9                       | 54                        | P        | 1        | 17,10  |
| 4     | 11       | 4921,844               | V            |                | 47,8                       | 54                        | P        | 1        | 6,20   |
| 4     | 11       | 4921,844               | H            |                | 46,11                      | 54                        | P        | 1        | 7,89   |
| 5     | 11       | 11206,413              | V            |                | 50,58                      | 54                        | P        | 1        | 3,42   |
| 5     | 11       | 11206,413              | H            |                | 51,18                      | 54                        | P        | 1        | 2,82   |
| 6     | 11       | 13767,535              | V            |                | 51                         | 54                        | P        | 1        | 3,00   |
| 6     | 11       | 13767,535              | H            |                | 51,59                      | 54                        | P        | 1        | 2,41   |

Registration number: W6M20411-5506-C-2

FCC ID: NKH9610

## Antenna B

| Freq, | Used Ch, | Frequency Marker [MHz] | Polarization | corrections dB | Corrected Reading [dBuV/m] | Compliance Limit [dBuV/m] | Detector | BW [MHz] | Margin |
|-------|----------|------------------------|--------------|----------------|----------------------------|---------------------------|----------|----------|--------|
| 1     | 1        | 133,226                | V            |                | 42,28                      | 43,5                      | P        | 0,1      | 1,22   |
| 1     | 1        | 133,226                | H            |                | 40,41                      | 43,5                      | P        | 0,1      | 3,09   |
| 2     | 1        | 632,866                | V            |                | 44,63                      | 46                        | P        | 0,1      | 1,37   |
| 2     | 1        | 632,866                | H            |                | 37,81                      | 46                        | P        | 0,1      | 8,19   |
| 3     | 1        | 2797,595               | V            |                | 37,19                      | 54                        | P        | 1        | 16,81  |
| 3     | 1        | 2797,595               | H            |                | 36,04                      | 54                        | P        | 1        | 17,96  |
| 4     | 1        | 4817,635               | V            |                | 45,04                      | 54                        | P        | 1        | 8,96   |
| 4     | 1        | 4817,635               | H            |                | 43,58                      | 54                        | P        | 1        | 10,42  |
| 5     | 1        | 10797,595              | V            |                | 50,69                      | 54                        | P        | 1        | 3,31   |
| 5     | 1        | 10797,595              | H            |                | 49,17                      | 54                        | P        | 1        | 4,83   |
| 6     | 1        | 15667,335              | V            |                | 50,91                      | 54                        | P        | 1        | 3,09   |
| 6     | 1        | 15667,335              | H            |                | 50,65                      | 54                        | P        | 1        | 3,35   |
| 1     | 6        | 133,226                | V            |                | 42,83                      | 43,5                      | P        | 0,1      | 0,67   |
| 1     | 6        | 133,226                | H            |                | 40,06                      | 43,5                      | P        | 0,1      | 3,44   |
| 2     | 6        | 632,866                | V            |                | 44,69                      | 46                        | P        | 0,1      | 1,31   |
| 2     | 6        | 632,866                | H            |                | 38,77                      | 46                        | P        | 0,1      | 7,23   |
| 3     | 6        | 2725,451               | V            |                | 37,14                      | 54                        | P        | 1        | 16,86  |
| 3     | 6        | 2725,451               | H            |                | 36,19                      | 54                        | P        | 1        | 17,81  |
| 4     | 6        | 4873,747               | V            |                | 46,38                      | 54                        | P        | 1        | 7,62   |
| 4     | 6        | 4873,747               | H            |                | 44,31                      | 54                        | P        | 1        | 9,69   |
| 5     | 6        | 10805,611              | V            |                | 51,09                      | 54                        | P        | 1        | 2,91   |
| 5     | 6        | 10805,611              | H            |                | 49,5                       | 54                        | P        | 1        | 4,50   |
| 6     | 6        | 14152,305              | V            |                | 51,83                      | 54                        | P        | 1        | 2,17   |
| 6     | 6        | 14152,305              | H            |                | 51,43                      | 54                        | P        | 1        | 2,57   |
| 1     | 11       | 133,226                | V            |                | 42,41                      | 43,5                      | P        | 0,1      | 1,09   |
| 1     | 11       | 133,226                | H            |                | 40,83                      | 43,5                      | P        | 0,1      | 2,67   |
| 2     | 11       | 632,866                | V            |                | 44,28                      | 46                        | P        | 0,1      | 1,72   |
| 2     | 11       | 632,866                | H            |                | 40,01                      | 46                        | P        | 0,1      | 5,99   |
| 3     | 11       | 2124,248               | V            |                | 34,33                      | 54                        | P        | 1        | 19,67  |
| 3     | 11       | 2124,248               | H            |                | 33,16                      | 54                        | P        | 1        | 20,84  |
| 4     | 11       | 4921,844               | V            |                | 46,96                      | 54                        | P        | 1        | 7,04   |
| 4     | 11       | 4921,844               | H            |                | 47,19                      | 54                        | P        | 1        | 6,81   |
| 5     | 11       | 10781,563              | V            |                | 51,29                      | 54                        | P        | 1        | 2,71   |
| 5     | 11       | 10781,563              | H            |                | 49,54                      | 54                        | P        | 1        | 4,46   |
| 6     | 11       | 15679,359              | V            |                | 51,65                      | 54                        | P        | 1        | 2,35   |
| 6     | 11       | 15679,359              | H            |                | 51,03                      | 54                        | P        | 1        | 2,97   |

Comment: see attached diagram

Test equipment used: ETS 0125, ETS 0340, ETS 0271

Registration number: W6M20411-5506-C-2  
FCC ID: NKH9610

### 3.7 Minimum 6 dB Bandwidth, Minimum 20 dB Bandwidth

The analyzer ResBW was set to 100 kHz. For each RF output channel investigated, the spectrum analyzer center frequency was set to the channel carrier. A PEAK reading was taken, two markers were set 6 dB below the maximum level on the right and the left side of the emission.

The 6 dB bandwidth is the frequency difference between the two markers.

| Test conditions                |                          | 6 dB Bandwidth  |                 |                 |
|--------------------------------|--------------------------|-----------------|-----------------|-----------------|
|                                |                          | Channel A       | Channel B       | Channel C       |
| $T_{nom} = 23^{\circ}\text{C}$ | $V_{nom} = 120\text{ V}$ | 16.47294589 MHz | 16.51302605 MHz | 16.51302605 MHz |
| Measurement uncertainty        |                          | < 10 Hz         |                 |                 |

| Test conditions                |                          | 20 dB Bandwidth |                 |                 |
|--------------------------------|--------------------------|-----------------|-----------------|-----------------|
|                                |                          | Channel A       | Channel B       | Channel C       |
| $T_{nom} = 23^{\circ}\text{C}$ | $V_{nom} = 120\text{ V}$ | 16.47294589 MHz | 16.47294589 MHz | 16.47294589 MHz |
| Measurement uncertainty        |                          | < 10 Hz         |                 |                 |

#### Limits:

| Frequency Range<br>MHz | Limits      |
|------------------------|-------------|
| 902-928                | min 500 kHz |
| 2400-2483.5            | min 500 kHz |
| 5725-5850              | min 500 kHz |

Test equipment used: ETS 0125, ETS 0271

Comment: see attached diagram

Registration number: W6M20411-5506-C-2

FCC ID: NKH9610

### 3.8 Peak Power Spectral Density

Peak Power Spectral density is measured at low, middle and high channel.

The peak output power is measured with a measurement bandwidth of 10 MHz and displayed on diagram together with Peak Power Spectral Density result which was measured with a bandwidth of 3 kHz, appreciate frequency span and sweep time.

| Test conditions                |                           | Peak Power Spectral Density (3 kHz) |                    |                    |
|--------------------------------|---------------------------|-------------------------------------|--------------------|--------------------|
|                                |                           | Channel A<br>[dBm]                  | Channel B<br>[dBm] | Channel C<br>[dBm] |
| $T_{nom} = 23^{\circ}\text{C}$ | $V_{nom} = 120 \text{ V}$ | -23.66                              | -23.66             | -23.54             |
| Measurement uncertainty        |                           | < 3 Hz                              |                    |                    |

#### Limits:

| Frequency Range<br>MHz | dBm |
|------------------------|-----|
| 902-928                | 8   |
| 2400-2483,5            | 8   |
| 5725-5850              | 8   |

Test equipment used: ETS 0125, ETS 0340

Comment: see attached diagrams

Registration number: W6M20411-5506-C-2

FCC ID: NKH9610

### 3.9 Power Line Conducted Emission

For an intentional radiator which is designed to be connected to the public utility (AC) power line, the radio frequency voltage that is conducted back onto the AC line on any frequency or frequencies within the band 150 kHz to 30 MHz shall not exceed the limits in the table bellows with this provision shall be based on the measurement of the radio frequency voltage between each power line and ground at the power terminals.

This measurement was transact first with instrumentation using an average and peak detector and a 10 kHz bandwidth. If the peak detector achieves a calculated level, the measurement is repeated by an instrumentation using a quasi-peak detector.

| Frequency | Level (dB $\mu$ V) |                  |
|-----------|--------------------|------------------|
|           | quasi-peak         | average          |
| 150 kHz   | lower limit line   | Lower limit line |

#### Limits:

| Frequency of Emission (MHz) | Conducted Limit (dB $\mu$ V) |          |
|-----------------------------|------------------------------|----------|
|                             | Quasi Peak                   | Average  |
| 0.15-0.5                    | 66 to 56                     | 56 to 46 |
| 0.5-5                       | 56                           | 46       |
| 5-30                        | 60                           | 50       |

Test equipment used: ETS 0003, ETS 0040, ETS 0109, ETS 0125

**Comment: see attached diagram**



Registration number: W6M20411-5506-C-2

FCC ID: NKH9610

## **Appendix**

- A Peak Output Power
- B Spurious Emissions radiated – Transmitter operating
- C Spurious Emissions radiated – Receiver operating
- D Band Edge Measurement
- E Minimum 6dB Bandwidth, Minimum 20dB Bandwidth
- F Peak Power Spectral Density
- G Power Line Conducted Emission
- H Pictures



Registration number: W6M20411-5506-C-2

FCC ID: NKH9610

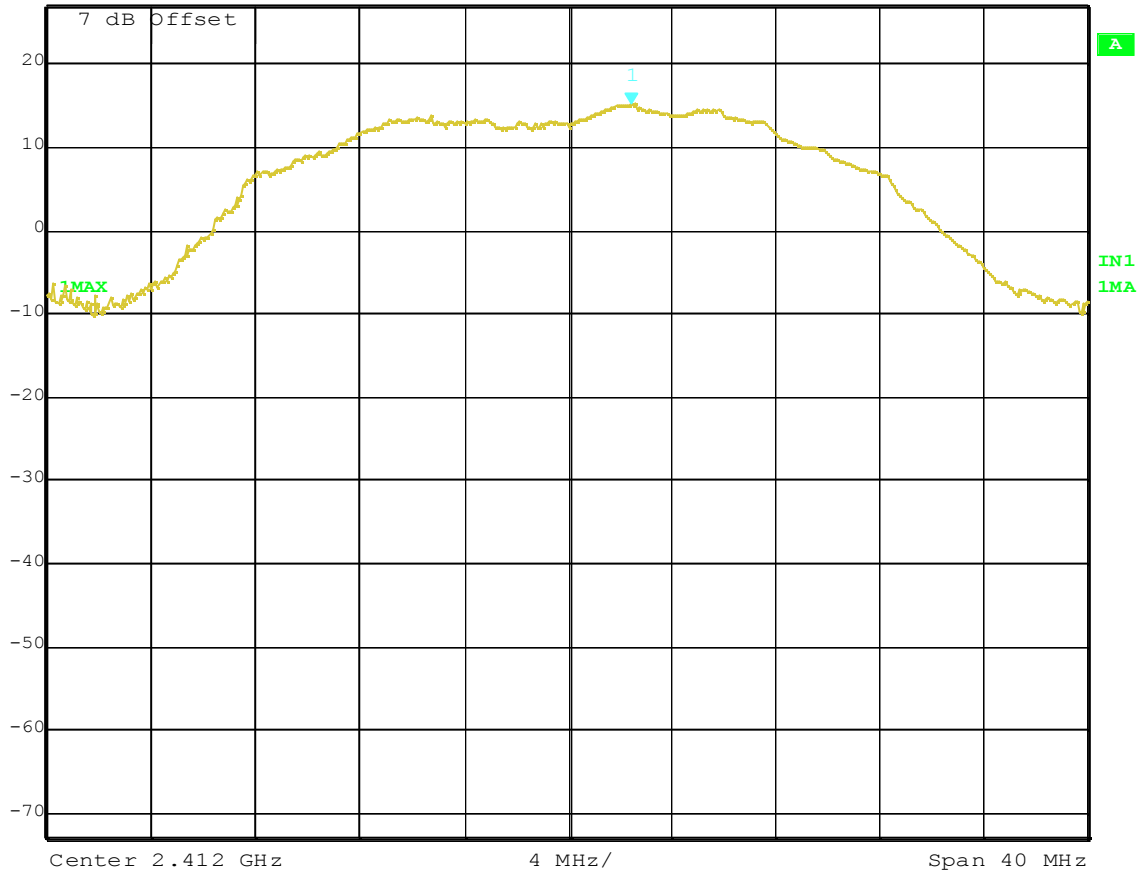
## Appendix A

Peak Output Power





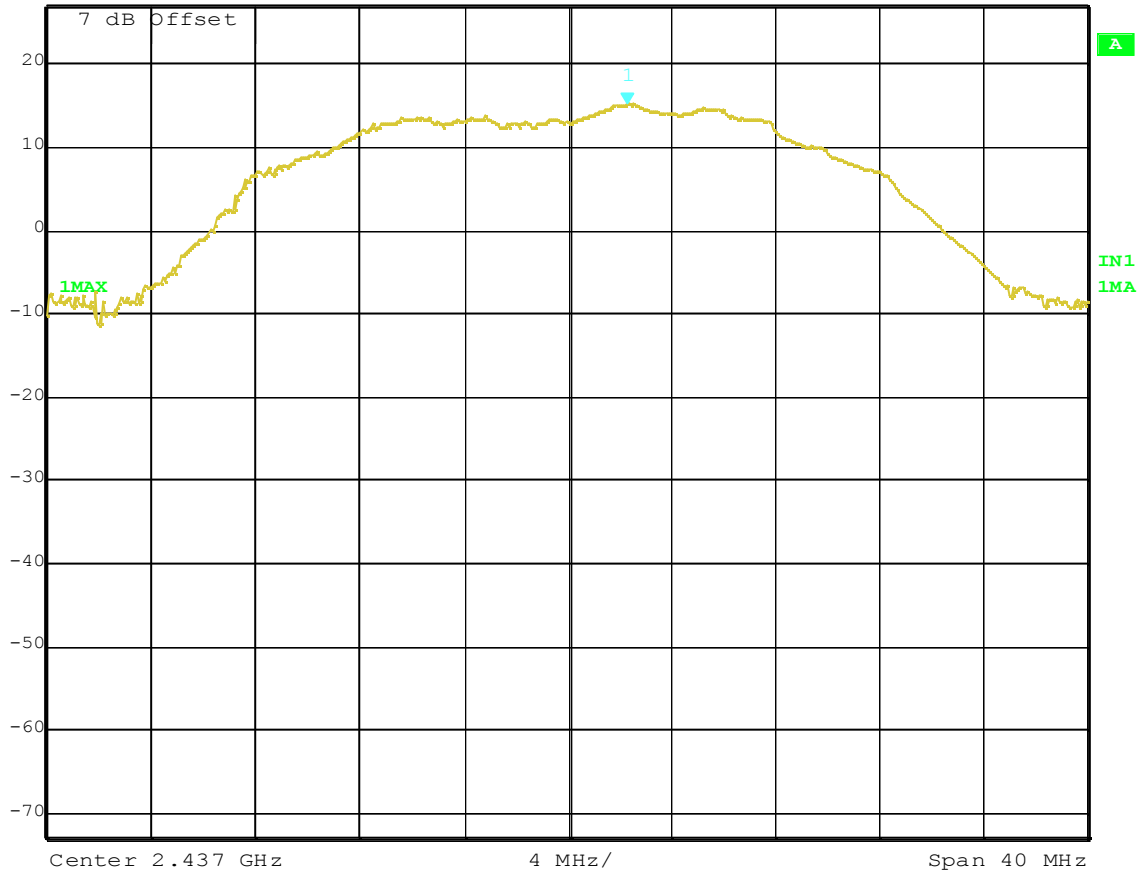
Marker 1 [T1] RBW 10 MHz RF Att 30 dB  
Ref Lvl 15.13 dBm VBW 10 MHz  
27 dBm 2.41444489 GHz SWT 200 ms Unit dBm



Title: 11G CH1 MAX PEAK POWER  
Comment A: Madge-Limited  
Date: 11.NOV.2004 12:34:39



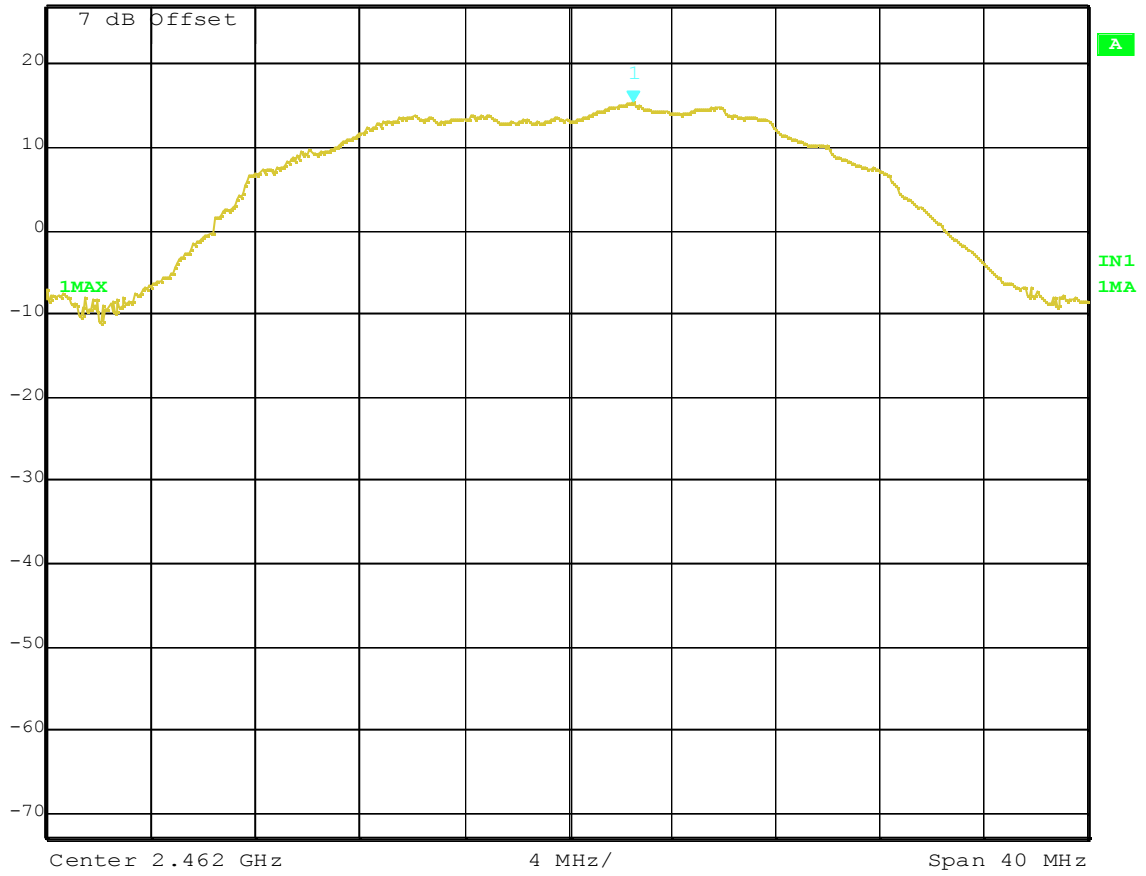
Marker 1 [T1] RBW 10 MHz RF Att 30 dB  
Ref Lvl 15.02 dBm VBW 10 MHz  
27 dBm 2.43928457 GHz SWT 200 ms Unit dBm



Title: 11G CH6 MAX PEAK POWER  
Comment A: Madge-Limited  
Date: 11.NOV.2004 12:48:43



Marker 1 [T1] RBW 10 MHz RF Att 30 dB  
Ref Lvl 15.26 dBm VBW 10 MHz  
27 dBm 2.46452505 GHz SWT 200 ms Unit dBm

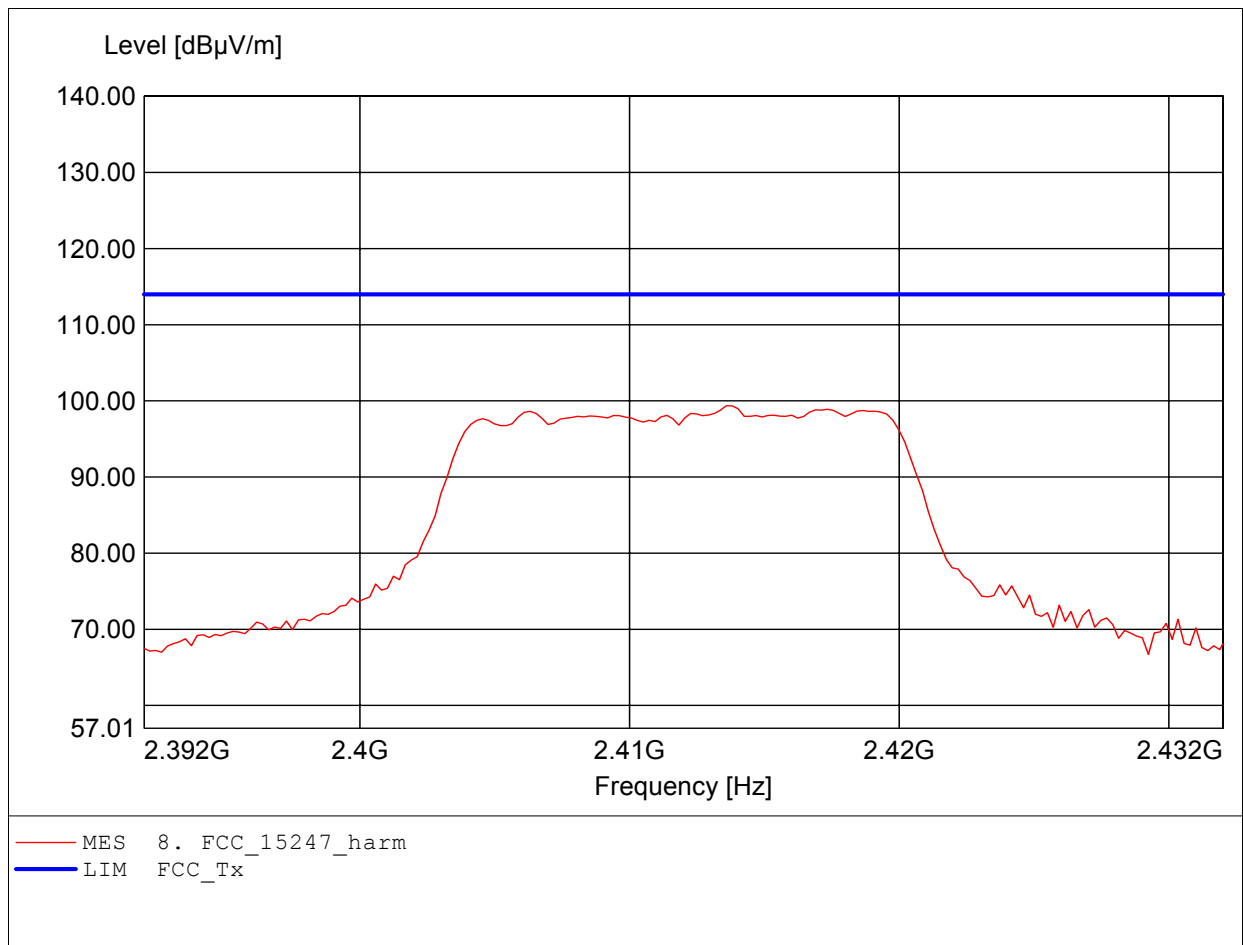


Title: 11G CH11 MAX PEAK POWER  
Comment A: Madge-Limited  
Date: 11.NOV.2004 12:52:17

**Carrier power (Field Strength)**

**FCC RULES PART 15, SUBPART C**

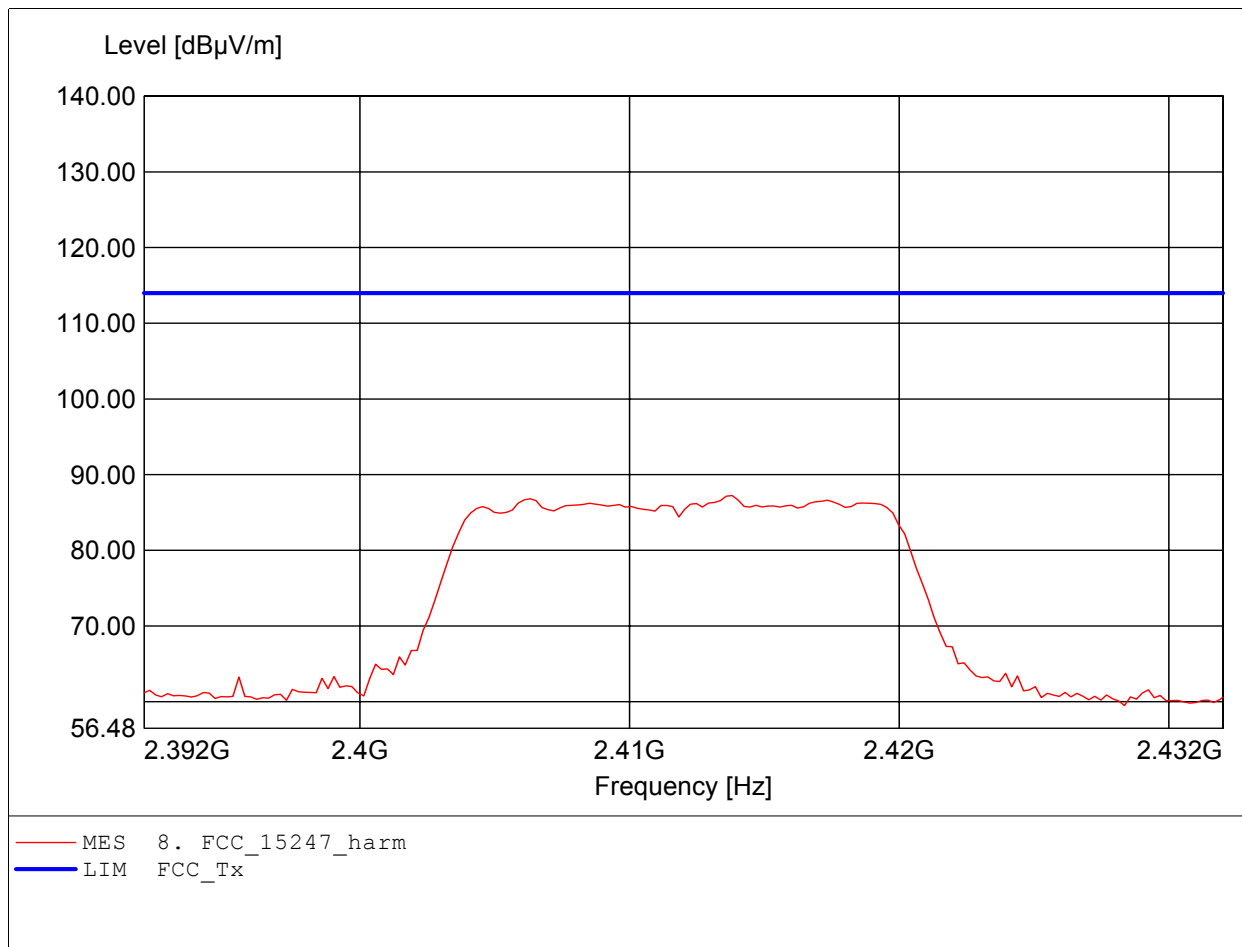
EUT: Enterprise Access Point 802.11b/g Dual-Radio  
MODEL NO.: 96-10 11G Channel 1 Antenna 1  
Approval Holder: Madge-Limited  
Test Site / Operator: ETS / Orville Chang  
Temperature/Voltage: Temp.: 23°C/ Unom.: 120 VAC ( ac / dc Adapter )  
Test Specification: according to §15.247  
Comment 1: Dist.: 3m, Ant.: HL025  
Freq: 2.414GHz, Emax: 99.35dBµV/m, RBW: 1MHz



**Carrier power (Field Strength)**

**FCC RULES PART 15, SUBPART C**

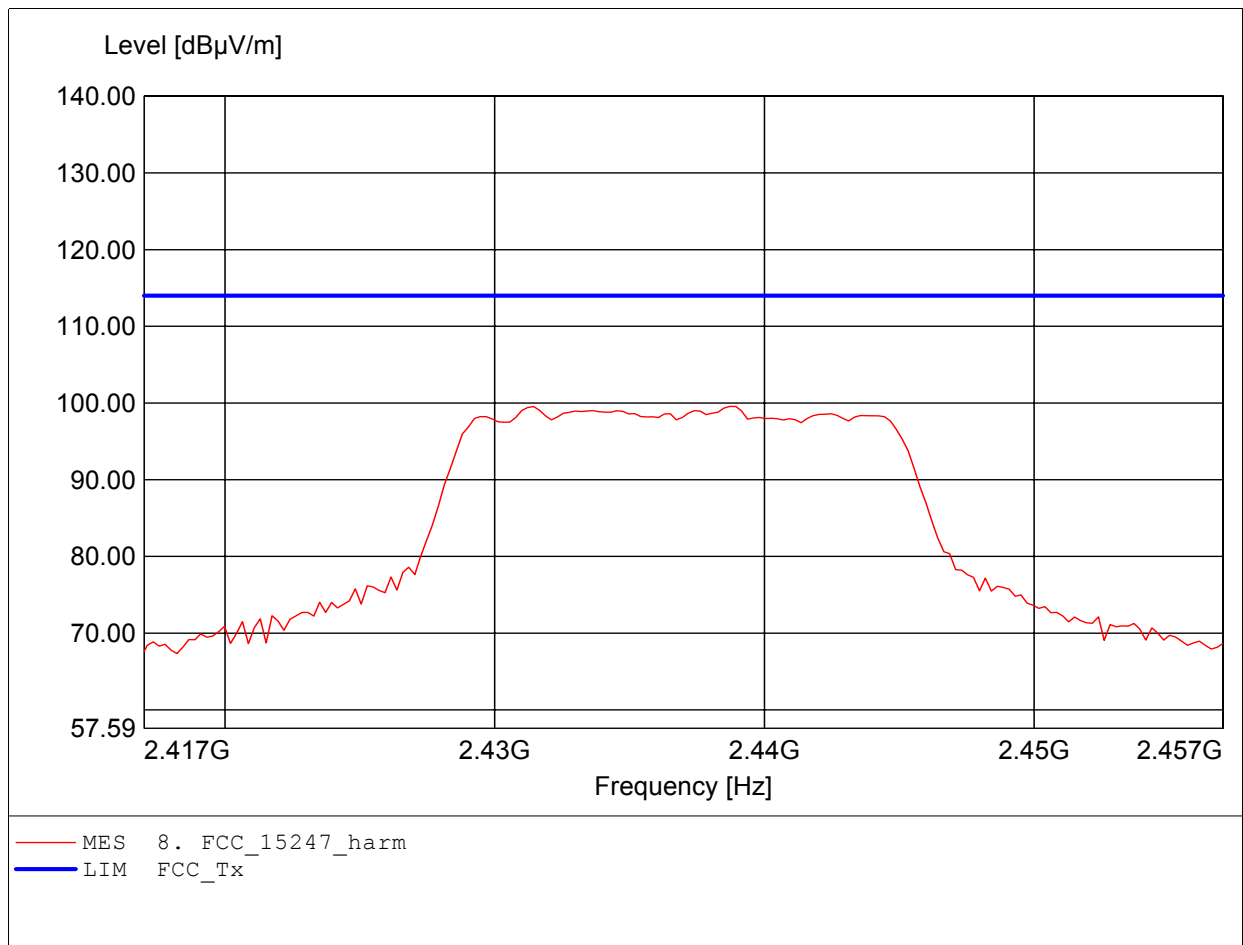
EUT: Enterprise Access Point 802.11b/g Dual-Radio  
MODEL NO.: 96-10 11G Channel 1 Antenna 1  
Approval Holder: Madge-Limited  
Test Site / Operator: ETS / Orville Chang  
Temperature/Voltage: Temp.: 23°C/ Unom.: 120 VAC ( ac / dc Adapter )  
Test Specification: according to §15.247  
Comment 1: Dist.: 3m, Ant.: HL025  
Freq: 2.414GHz, Emax: 87.23dBµV/m, RBW: 1MHz



**Carrier power (Field Strength)**

**FCC RULES PART 15, SUBPART C**

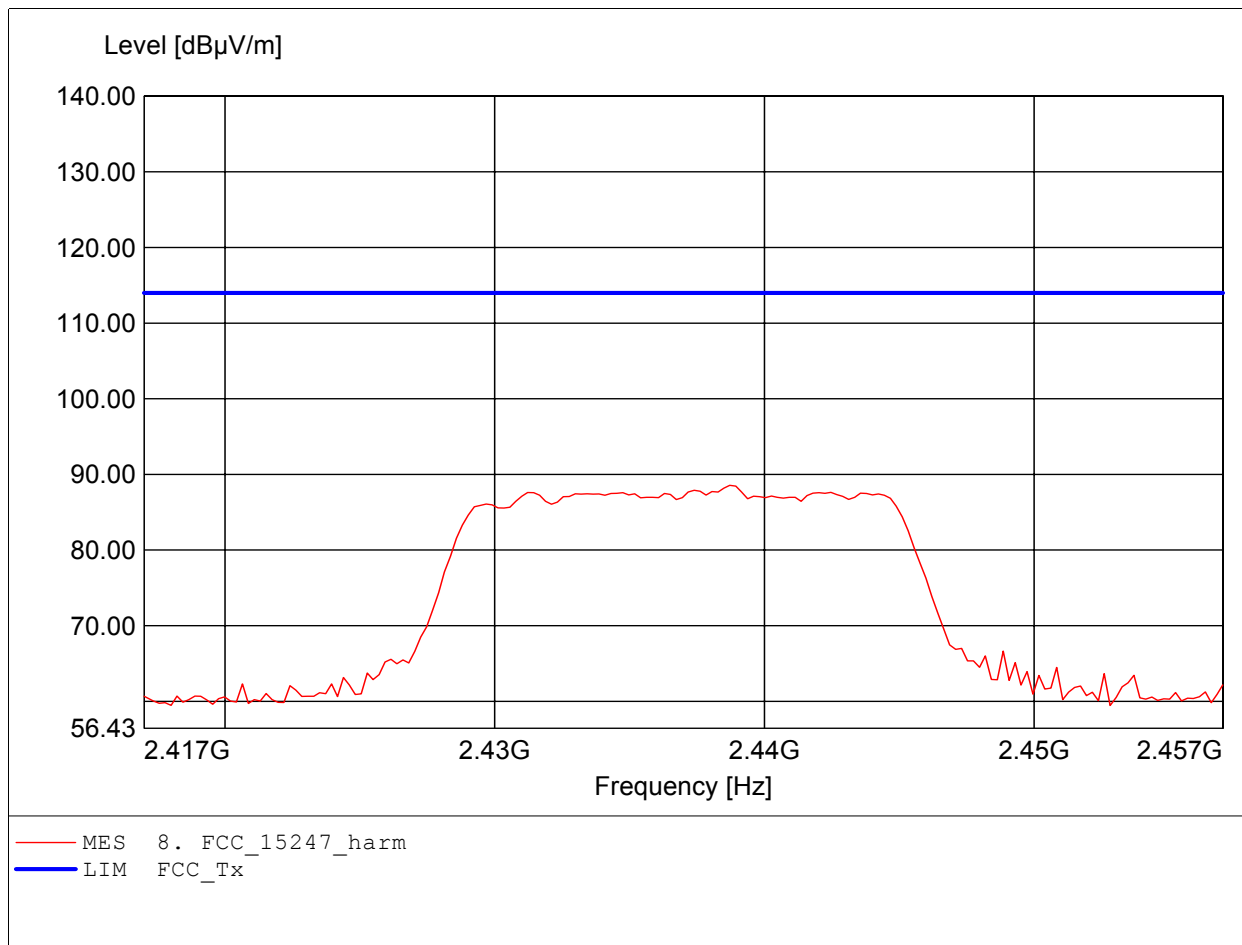
EUT: Enterprise Access Point 802.11b/g Dual-Radio  
MODEL NO.: 96-10 11G Channel 6 Antenna 1  
Approval Holder: Madge-Limited  
Test Site / Operator: ETS / Orville Chang  
Temperature/Voltage: Temp.: 23°C/ Unom.: 120 VAC ( ac / dc Adapter )  
Test Specification: according to §15.247  
Comment 1: Dist.: 3m, Ant.: HL025  
Freq: 2.439GHz, Emax: 99.57dBµV/m, RBW: 1MHz



# Carrier power (Field Strength)

## FCC RULES PART 15, SUBPART C

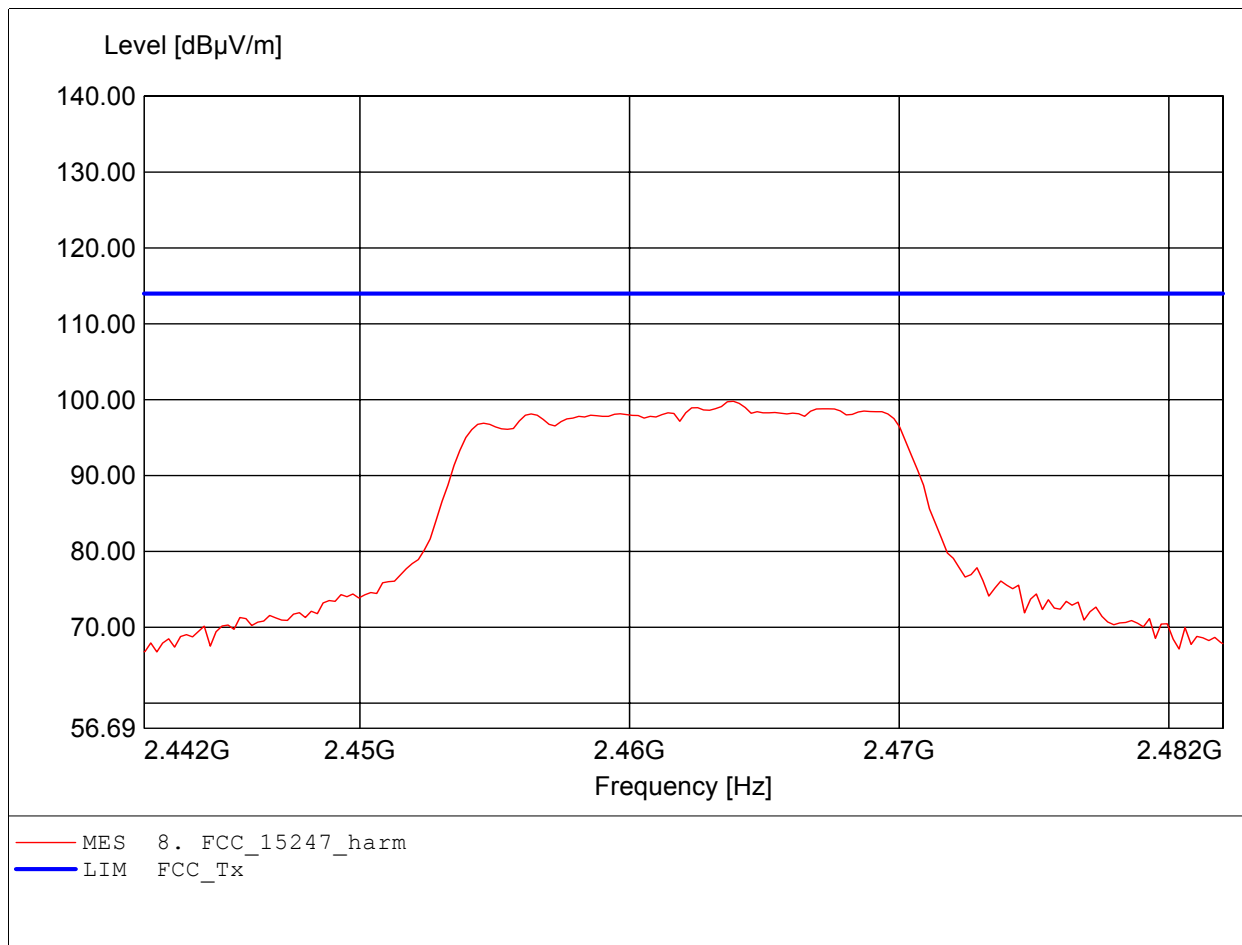
EUT: Enterprise Access Point 802.11b/g Dual-Radio  
MODEL NO.: 96-10 11G Channel 6 Antenna 1  
Approval Holder: Madge-Limited  
Test Site / Operator: ETS / Orville Chang  
Temperature/Voltage: Temp.: 23°C/ Unom.: 120 VAC ( ac / dc Adapter )  
Test Specification: according to §15.247  
Comment 1: Dist.: 3m, Ant.: HL025  
Freq: 2.439GHz, Emax: 88.55dBµV/m, RBW: 1MHz



# Carrier power (Field Strength)

## FCC RULES PART 15, SUBPART C

EUT: Enterprise Access Point 802.11b/g Dual-Radio  
MODEL NO.: 96-10 11G Channel 11 Antenna 1  
Approval Holder: Madge-Limited  
Test Site / Operator: ETS / Orville Chang  
Temperature/Voltage: Temp.: 23°C/ Unom.: 120 VAC ( ac / dc Adapter )  
Test Specification: according to §15.247  
Comment 1: Dist.: 3m, Ant.: HL025  
Freq: 2.464GHz, Emax: 99.78dBµV/m, RBW: 1MHz

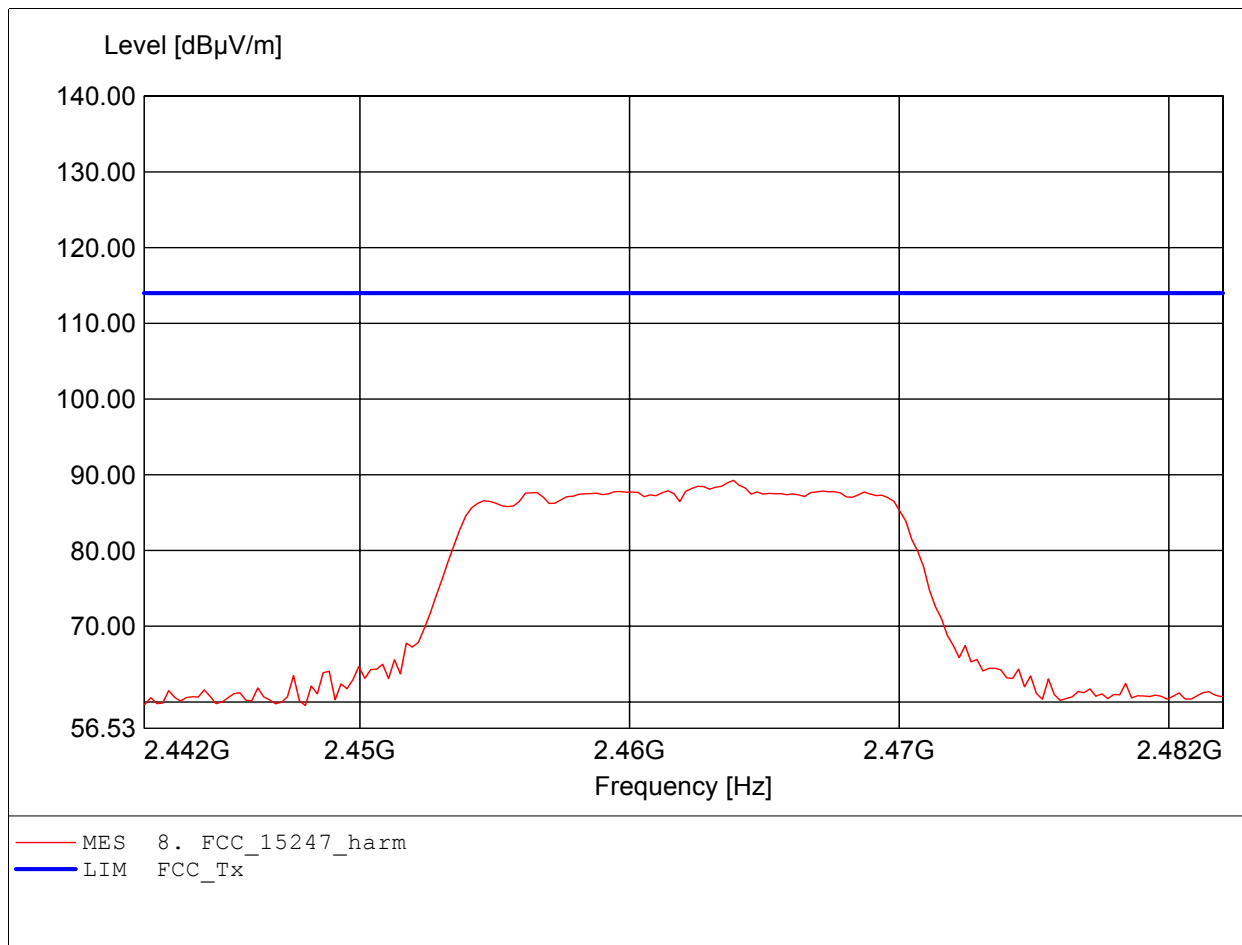




# Carrier power (Field Strength)

## FCC RULES PART 15, SUBPART C

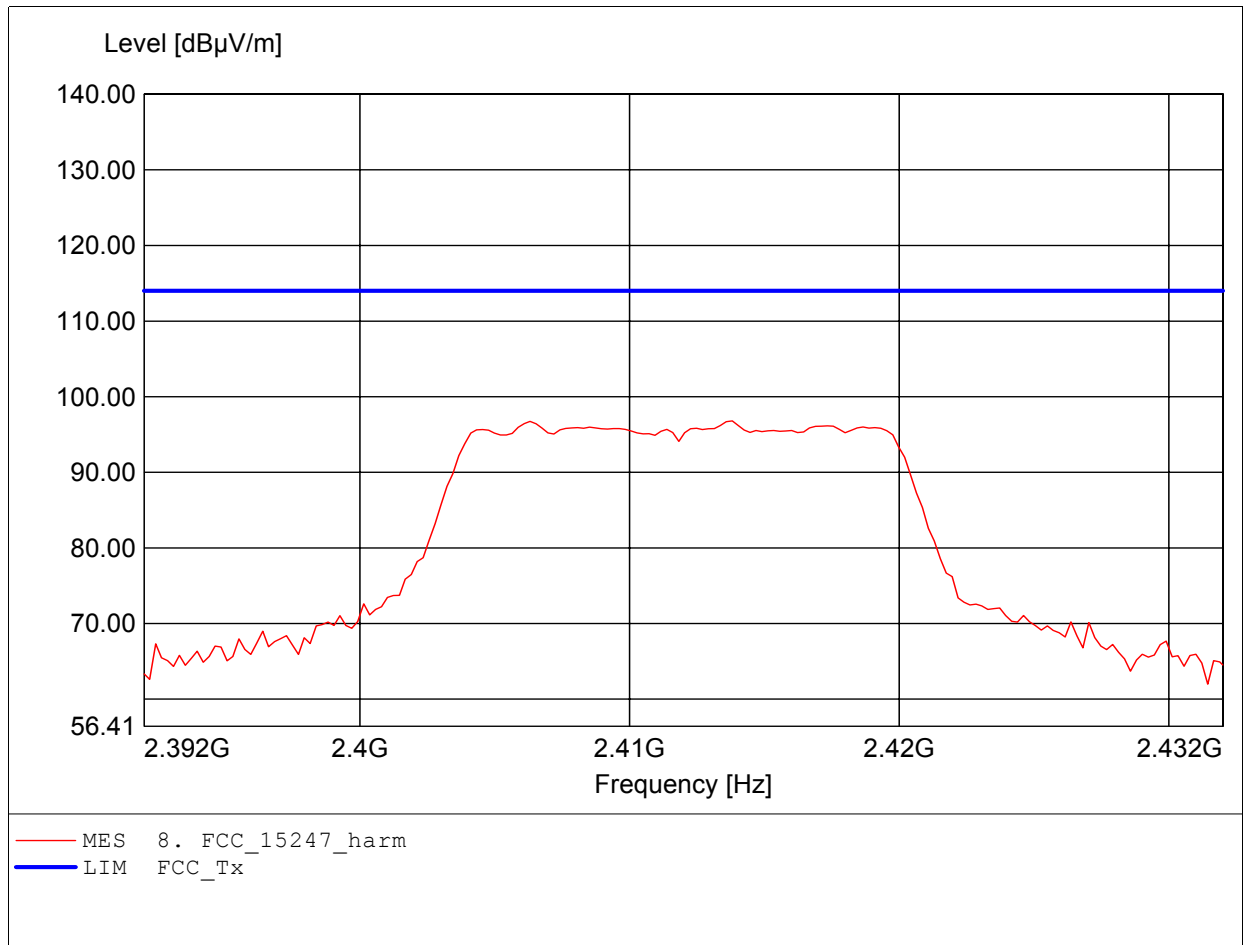
EUT: Enterprise Access Point 802.11b/g Dual-Radio  
MODEL NO.: 96-10 11G Channel 11 Antenna 1  
Approval Holder: Madge-Limited  
Test Site / Operator: ETS / Orville Chang  
Temperature/Voltage: Temp.: 23°C/ Unom.: 120 VAC ( ac / dc Adapter )  
Test Specification: according to §15.247  
Comment 1: Dist.: 3m, Ant.: HL025  
Freq: 2.464GHz, Emax: 89.28dBµV/m, RBW: 1MHz



**Carrier power (Field Strength)**

**FCC RULES PART 15, SUBPART C**

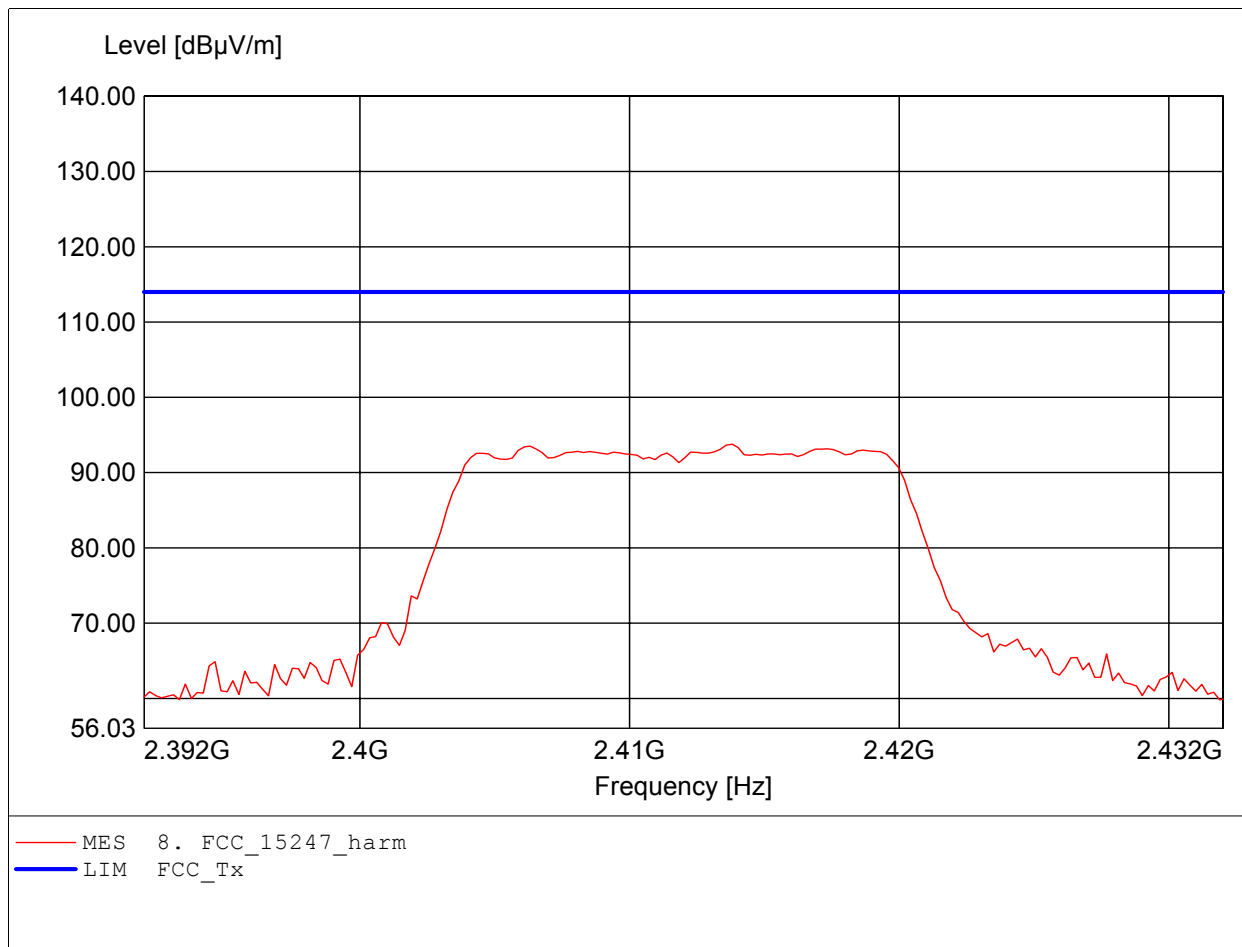
EUT: Enterprise Access Point 802.11b/g Dual-Radio  
MODEL NO.: 96-10 11G Channel 1 Antenna 2  
Approval Holder: Madge-Limited  
Test Site / Operator: ETS / Orville Chang  
Temperature/Voltage: Temp.: 23°C/ Unom.: 120 VAC ( ac / dc Adapter )  
Test Specification: according to §15.247  
Comment 1: Dist.: 3m, Ant.: HL025  
Freq: 2.414GHz, Emax: 96.80dBµV/m, RBW: 1MHz



**Carrier power (Field Strength)**

**FCC RULES PART 15, SUBPART C**

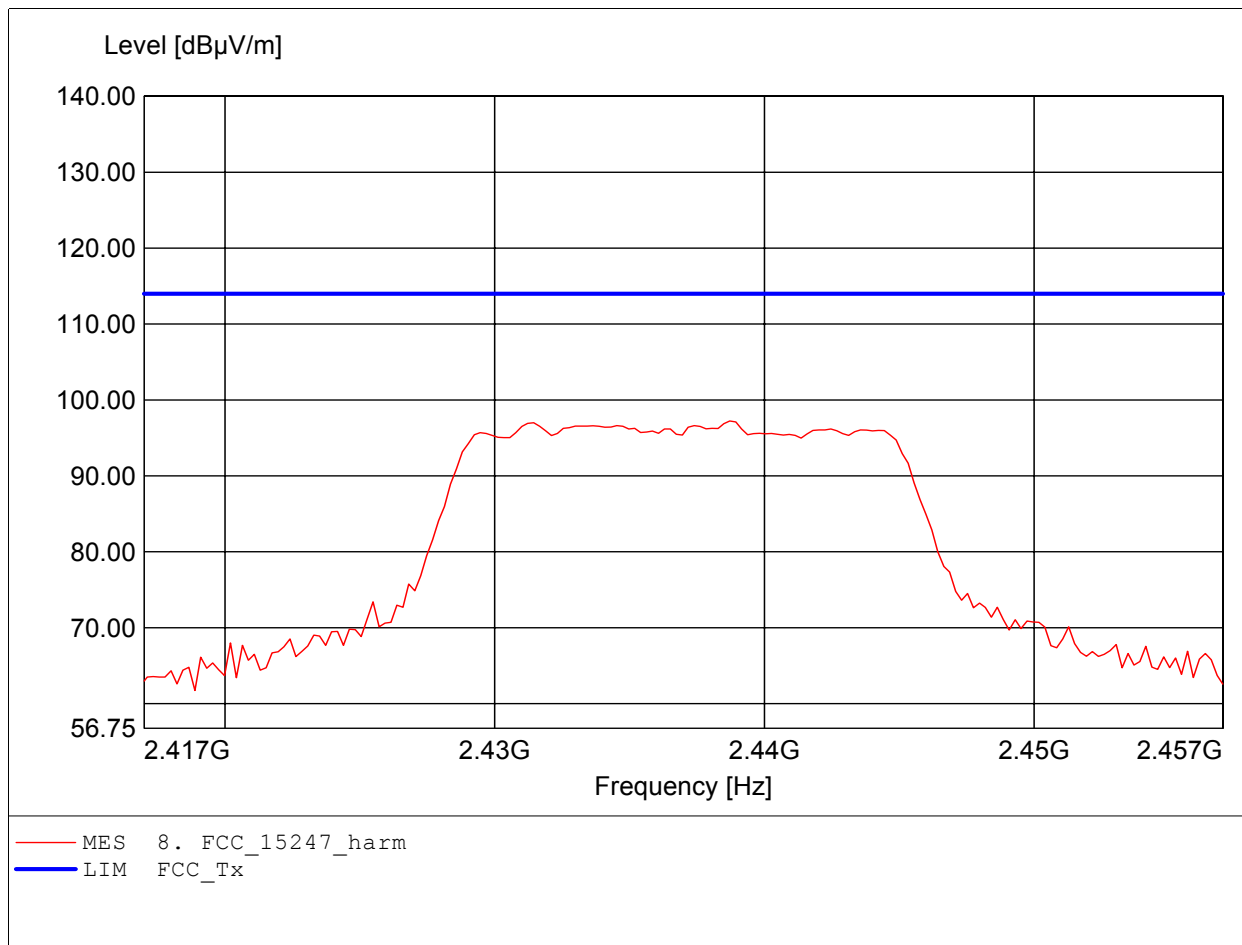
EUT: Enterprise Access Point 802.11b/g Dual-Radio  
MODEL NO.: 96-10 11G Channel 1 Antenna 2  
Approval Holder: Madge-Limited  
Test Site / Operator: ETS / Orville Chang  
Temperature/Voltage: Temp.: 23°C/ Unom.: 120 VAC ( ac / dc Adapter )  
Test Specification: according to §15.247  
Comment 1: Dist.: 3m, Ant.: HL025  
Freq: 2.414GHz, Emax: 93.76dBµV/m, RBW: 1MHz



# Carrier power (Field Strength)

## FCC RULES PART 15, SUBPART C

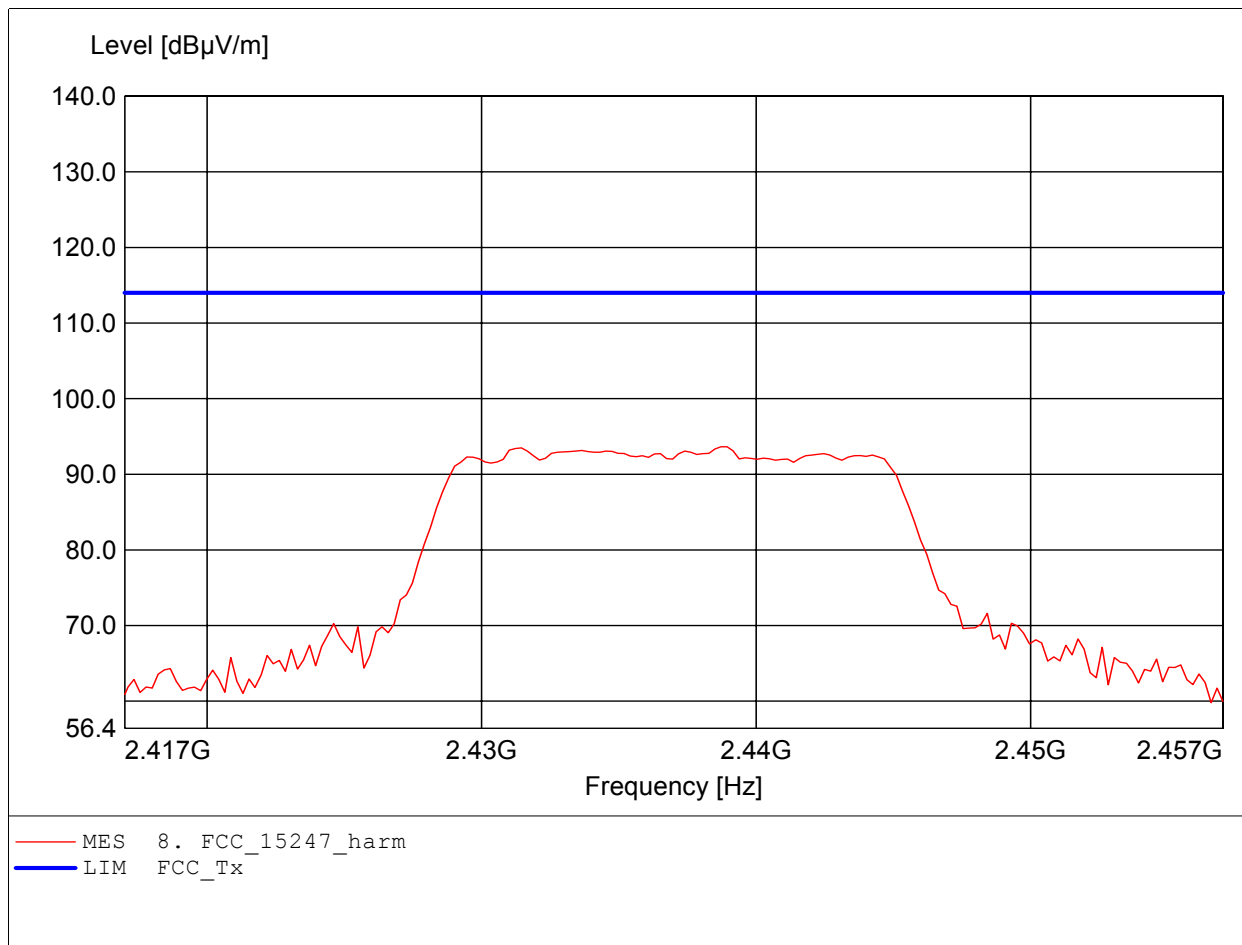
EUT: Enterprise Access Point 802.11b/g Dual-Radio  
MODEL NO.: 96-10 11G Channel 6 Antenna 2  
Approval Holder: Madge-Limited  
Test Site / Operator: ETS / Orville Chang  
Temperature/Voltage: Temp.: 23°C/ Unom.: 120 VAC ( ac / dc Adapter )  
Test Specification: according to §15.247  
Comment 1: Dist.: 3m, Ant.: HL025  
Freq: 2.439GHz, Emax: 97.23dBµV/m, RBW: 1MHz



# Carrier power (Field Strength)

## FCC RULES PART 15, SUBPART C

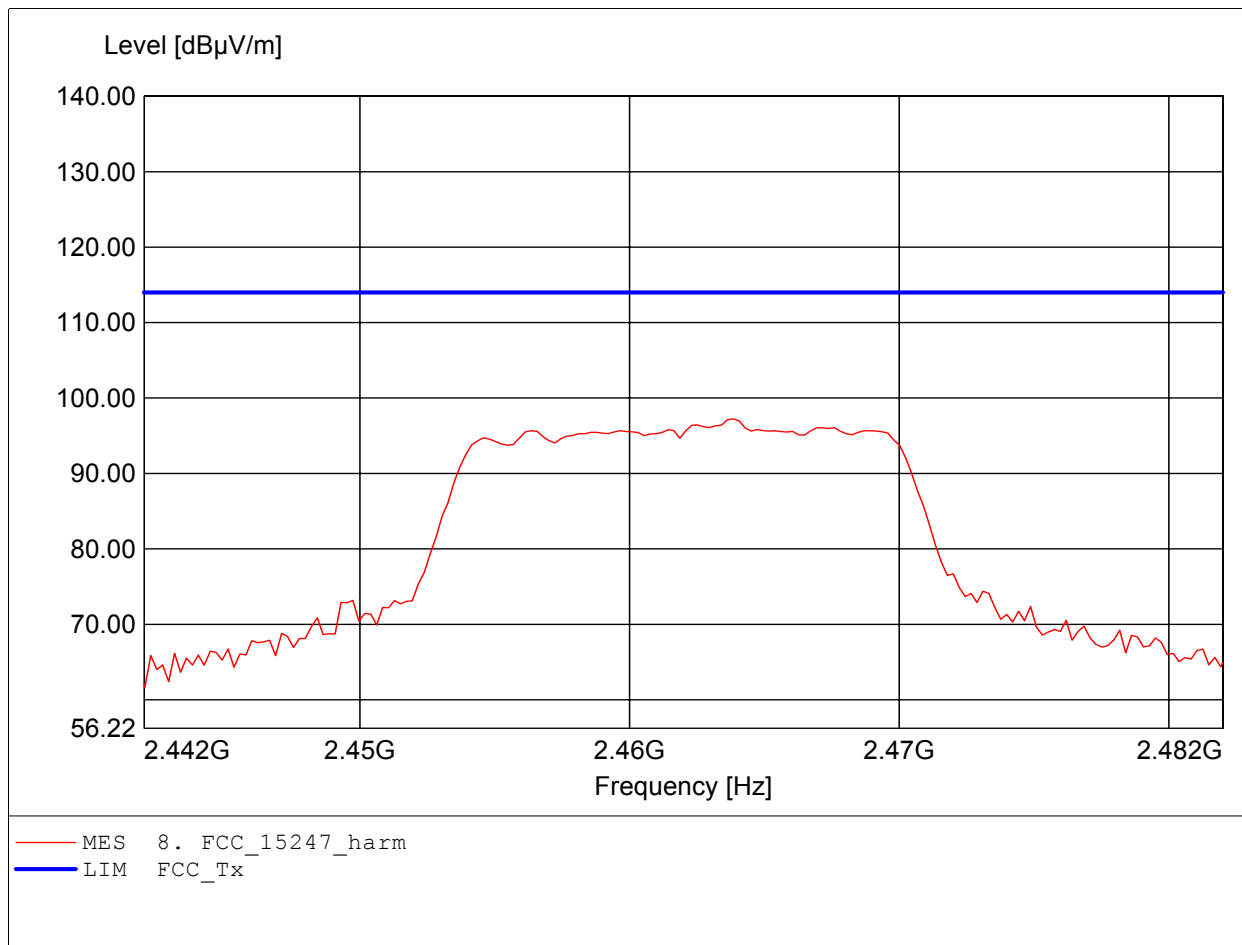
EUT: Enterprise Access Point 802.11b/g Dual-Radio  
MODEL NO.: 96-10 11G Channel 6 Antenna 2  
Approval Holder: Madge-Limited  
Test Site / Operator: ETS / Orville Chang  
Temperature/Voltage: Temp.: 23°C/ Unom.: 120 VAC ( ac / dc Adapter )  
Test Specification: according to §15.247  
Comment 1: Dist.: 3m, Ant.: HL025  
Freq: 2.439GHz, Emax: 93.64dBµV/m, RBW: 1MHz



**Carrier power (Field Strength)**

**FCC RULES PART 15, SUBPART C**

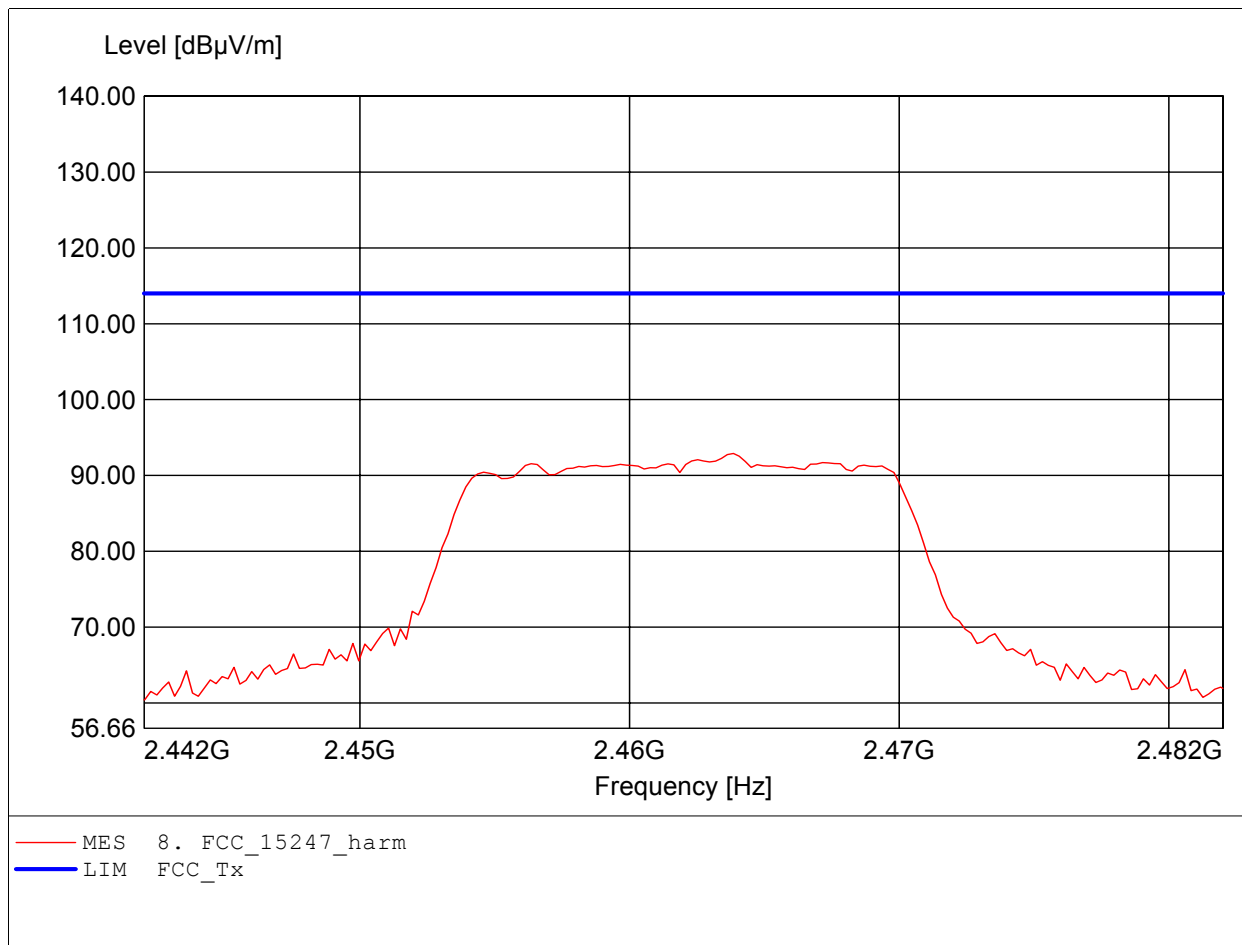
EUT: Enterprise Access Point 802.11b/g Dual-Radio  
MODEL NO.: 96-10 11G Channel 11 Antenna 2  
Approval Holder: Madge-Limited  
Test Site / Operator: ETS / Orville Chang  
Temperature/Voltage: Temp.: 23°C/ Unom.: 120 VAC ( ac / dc Adapter )  
Test Specification: according to §15.247  
Comment 1: Dist.: 3m, Ant.: HL025  
Freq: 2.464GHz, Emax: 97.23dBµV/m, RBW: 1MHz



**Carrier power (Field Strength)**

**FCC RULES PART 15, SUBPART C**

EUT: Enterprise Access Point 802.11b/g Dual-Radio  
MODEL NO.: 96-10 11G Channel 11 Antenna 2  
Approval Holder: Madge-Limited  
Test Site / Operator: ETS / Orville Chang  
Temperature/Voltage: Temp.: 23°C/ Unom.: 120 VAC ( ac / dc Adapter )  
Test Specification: according to §15.247  
Comment 1: Dist.: 3m, Ant.: HL025  
Freq: 2.464GHz, Emax: 92.89dBµV/m, RBW: 1MHz





Registration number: W6M20411-5506-C-2

FCC ID: NKH9610

## Appendix B

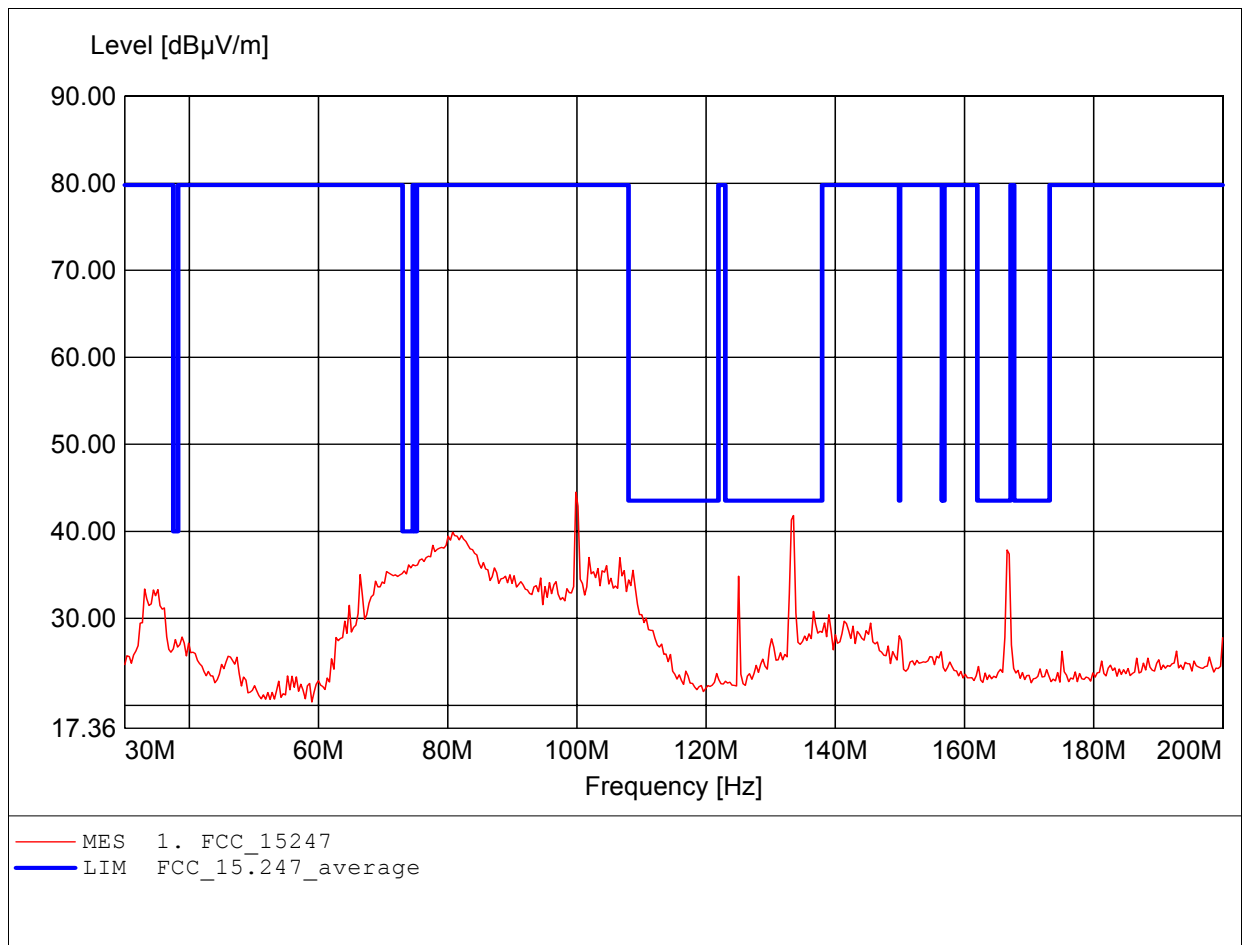
Spurious Emissions radiated – Transmitter operating



# Spurious emissions Field Strength

## FCC RULES PART 15, SUBPART C

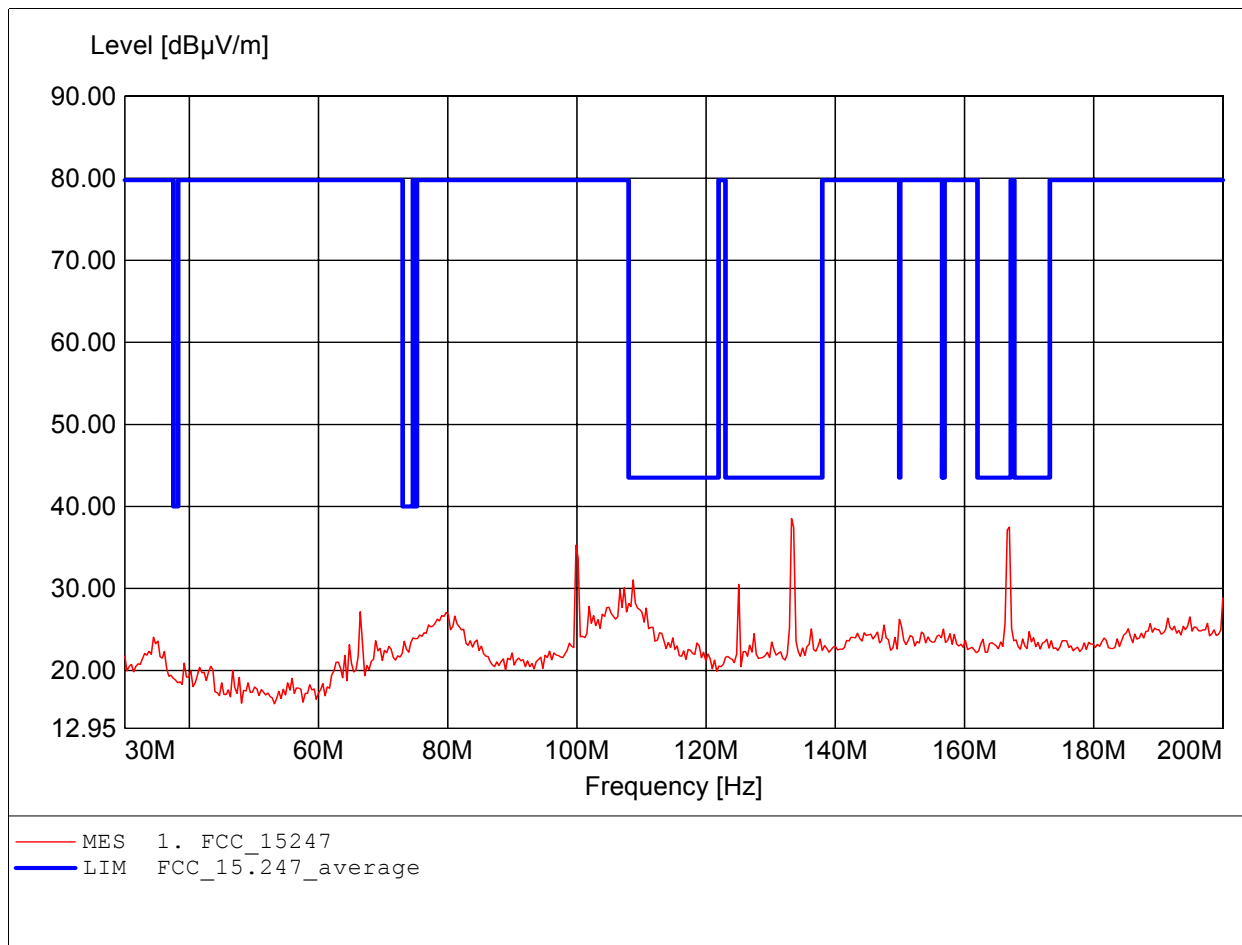
EUT: Enterprise Access Point 802.11b/g Dual-Radio  
MODEL NO.: 96-10 11G Channel 1 Antenna 1  
Approval Holder: Madge-Limited  
Test Site / Operator: ETS / Ken  
Temperature/Voltage: Temp.: 23°C/ Unom.: 120 VAC ( ac / dc Adapter )  
Test Specification: according to §15.247  
Comment 1: Dist.: 3m, Ant.: HK 116  
Freq: 99.840MHz, Emax: 44.48dBµV/m, RBW: 100kHz



# Spurious emissions Field Strength

## FCC RULES PART 15, SUBPART C

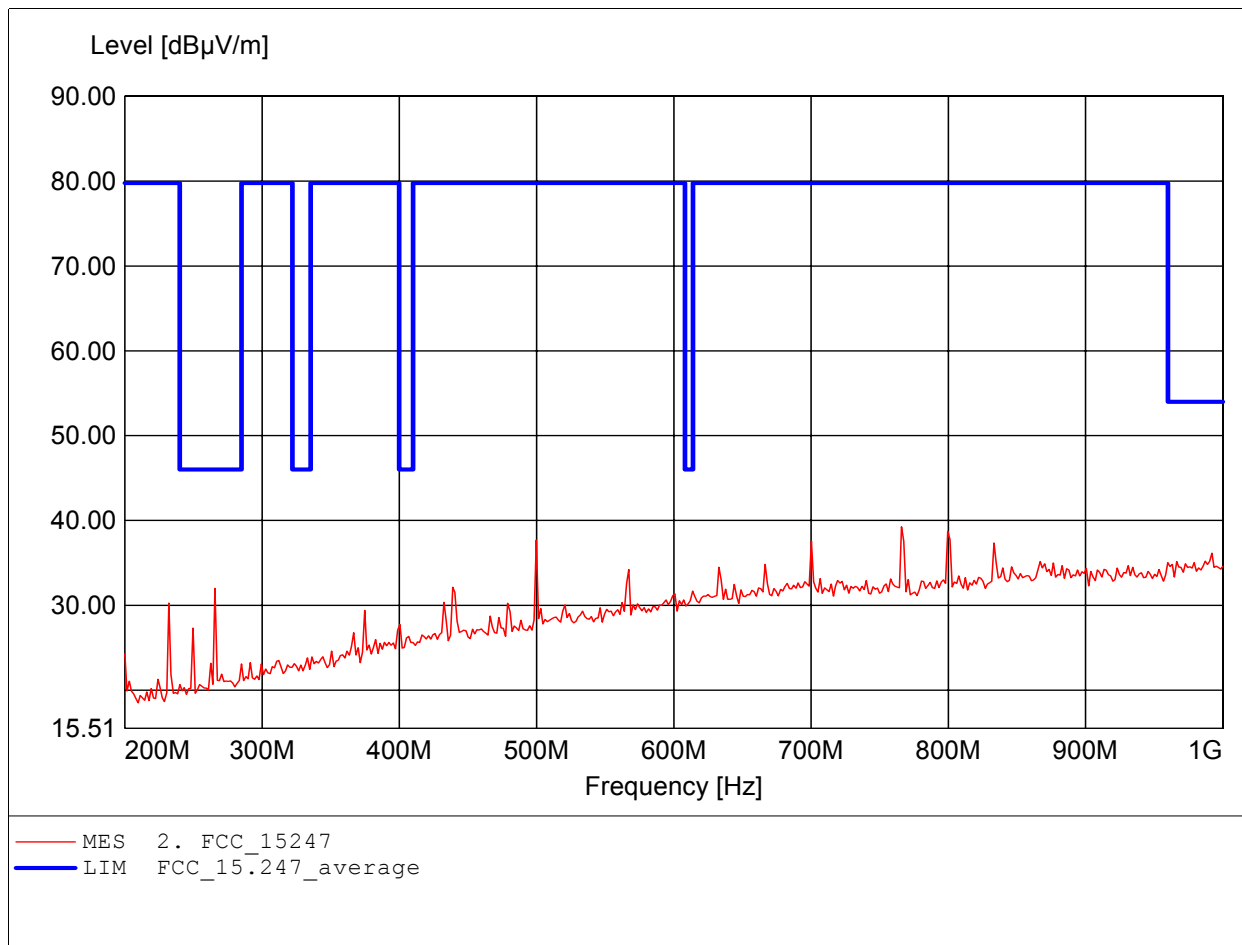
EUT: Enterprise Access Point 802.11b/g Dual-Radio  
MODEL NO.: 96-10 11G Channel 1 Antenna 1  
Approval Holder: Madge-Limited  
Test Site / Operator: ETS / Ken  
Temperature/Voltage: Temp.: 23°C/ Unom.: 120 VAC ( ac / dc Adapter )  
Test Specification: according to §15.247  
Comment 1: Dist.: 3m, Ant.: HK 116  
Freq: 133.226MHz, Emax: 38.54dBµV/m, RBW: 100kHz



# Spurious emissions Field Strength

## FCC RULES PART 15, SUBPART C

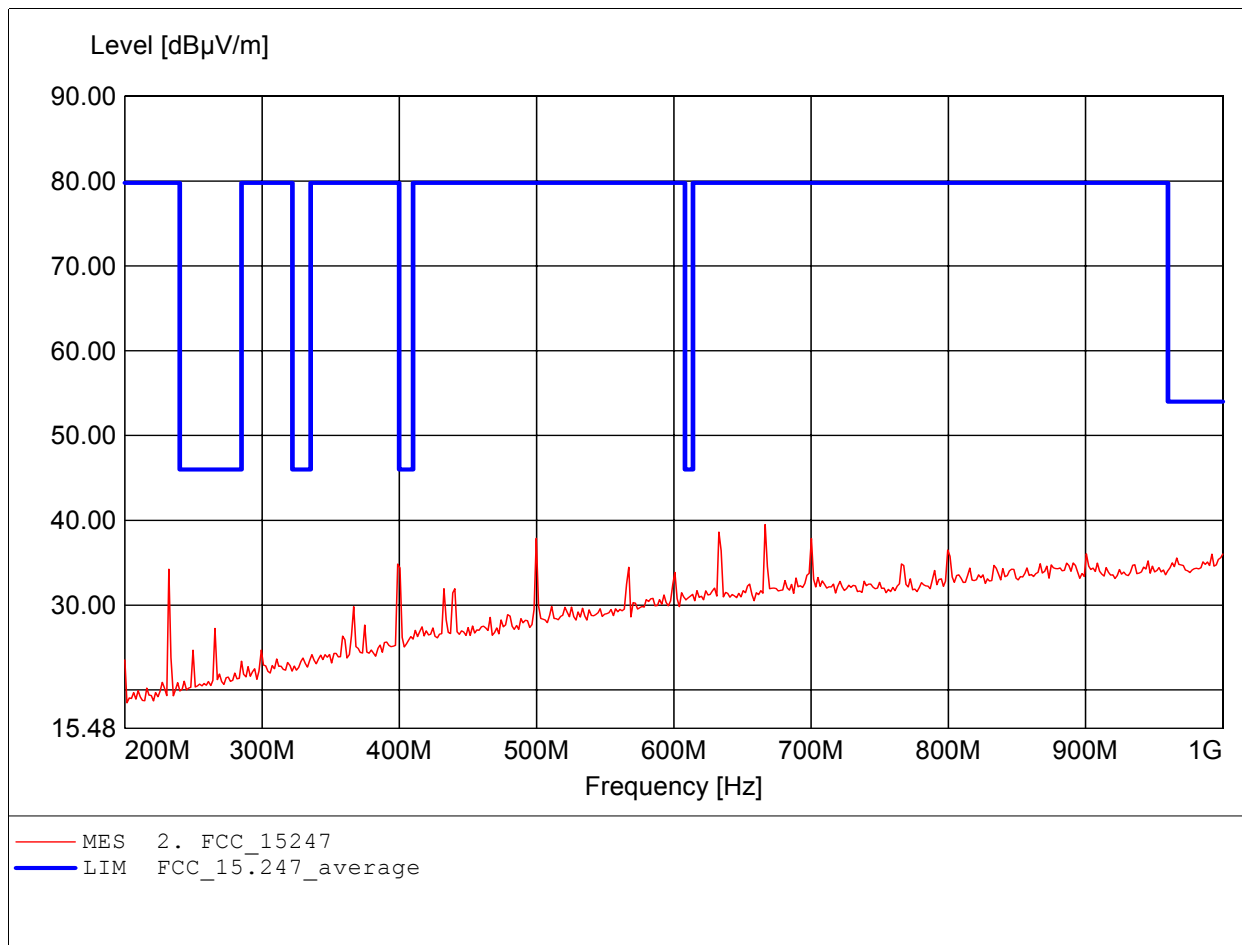
EUT: Enterprise Access Point 802.11b/g Dual-Radio  
MODEL NO.: 96-10 11G Channel 1 Antenna 1  
Approval Holder: Madge-Limited  
Test Site / Operator: ETS / Ken  
Temperature/Voltage: Temp.: 23°C/ Unom.: 120 VAC ( ac / dc Adapter )  
Test Specification: according to §15.247  
Comment 1: Dist.: 3m, Ant.: HL 223,  
Freq: 765.932MHz, Emax: 39.27dBµV/m, RBW: 100kHz



# Spurious emissions Field Strength

## FCC RULES PART 15, SUBPART C

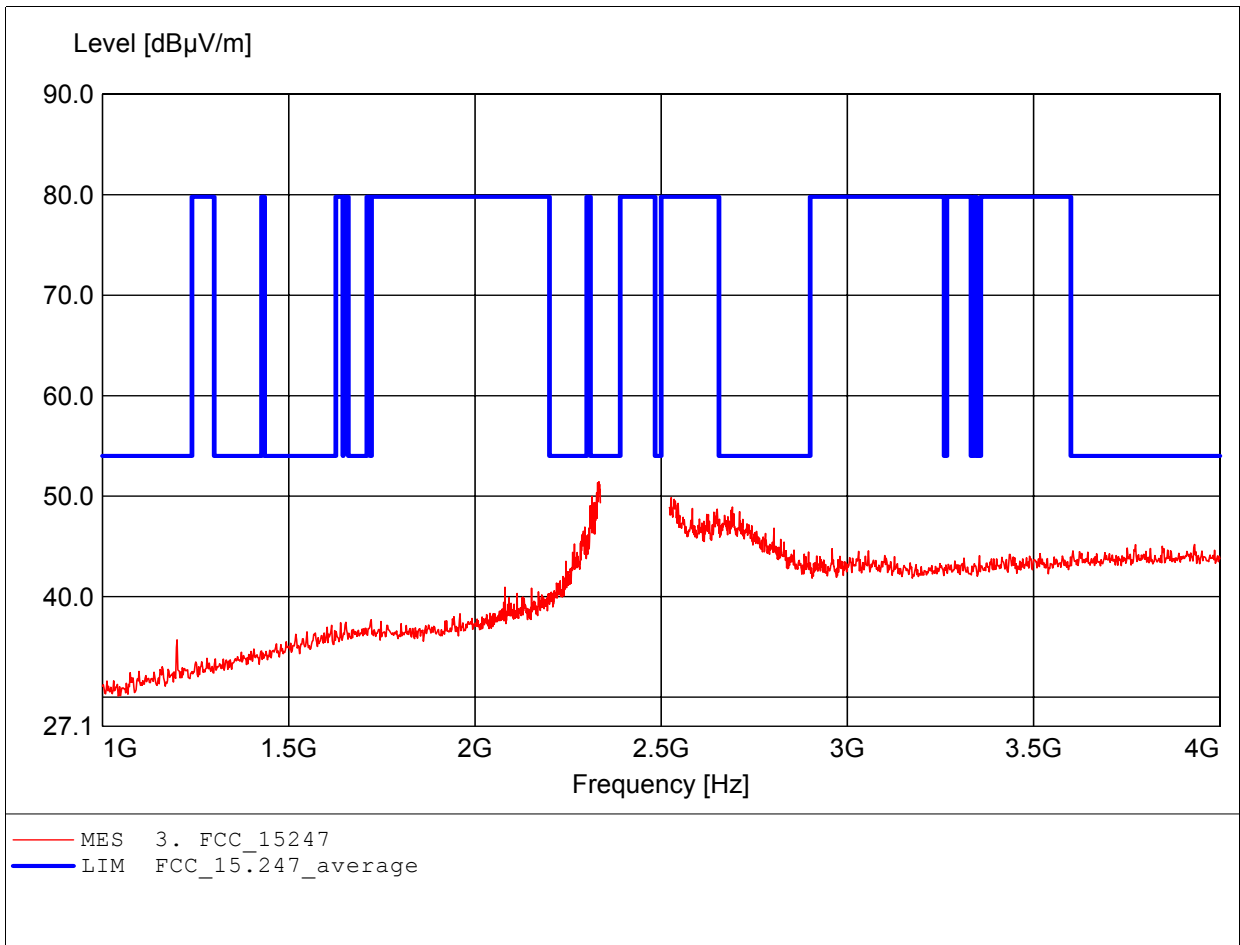
EUT: Enterprise Access Point 802.11b/g Dual-Radio  
MODEL NO.: 96-10 11G Channel 1 Antenna 1  
Approval Holder: Madge-Limited  
Test Site / Operator: ETS / Ken  
Temperature/Voltage: Temp.: 23°C/ Unom.: 120 VAC ( ac / dc Adapter )  
Test Specification: according to §15.247  
Comment 1: Dist.: 3m, Ant.: HL 223,  
Freq: 666.533MHz, Emax: 39.50dBµV/m, RBW: 100kHz



**Spurious emissions Field Strength**

**FCC RULES PART 15, SUBPART C**

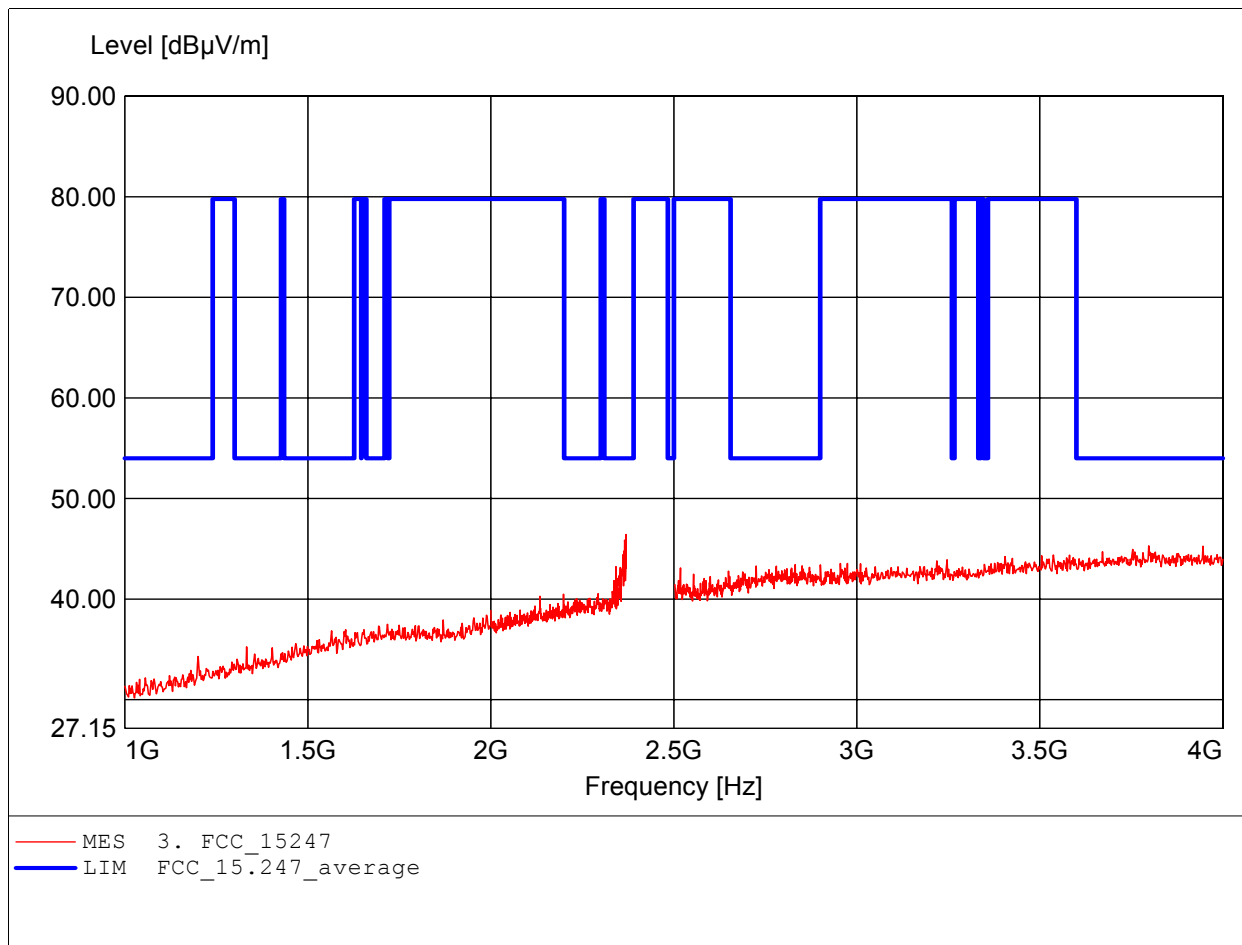
EUT: Enterprise Access Point 802.11b/g Dual-Radio  
MODEL NO.: 96-10 11G Channel 1 Antenna 1  
Approval Holder: Madge-Limited  
Test Site / Operator: ETS / Ken  
Temperature/Voltage: Temp.: 23°C/ Unom.: 120 VAC ( ac / dc Adapter )  
Test Specification: according to §15.247, peak detector  
Comment 1: Dist.: 3m, Ant.: HL025, amplif.  
Freq: 2.333GHz, Emax: 51.44dBµV/m, RBW: 1MHz



# Spurious emissions Field Strength

## FCC RULES PART 15, SUBPART C

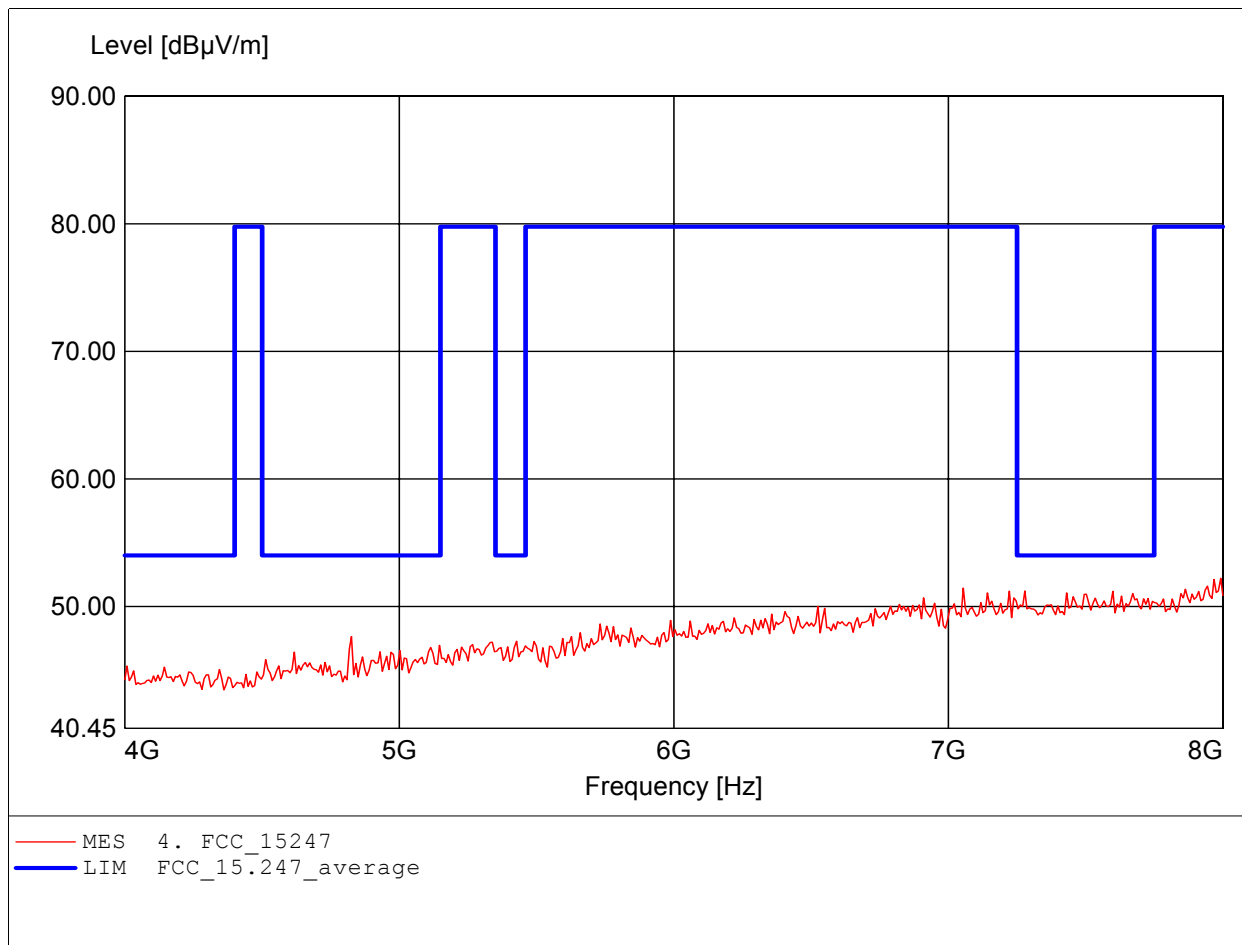
EUT: Enterprise Access Point 802.11b/g Dual-Radio  
MODEL NO.: 96-10 11G Channel 1 Antenna 1  
Approval Holder: Madge-Limited  
Test Site / Operator: ETS / Ken  
Temperature/Voltage: Temp.: 23°C/ Unom.: 120 VAC ( ac / dc Adapter )  
Test Specification: according to §15.247, peak detector  
Comment 1: Dist.: 3m, Ant.: HL025, amplif.  
Freq: 2.369GHz, Emax: 46.42dBµV/m, RBW: 1MHz



# Spurious emissions Field Strength

## FCC RULES PART 15, SUBPART C

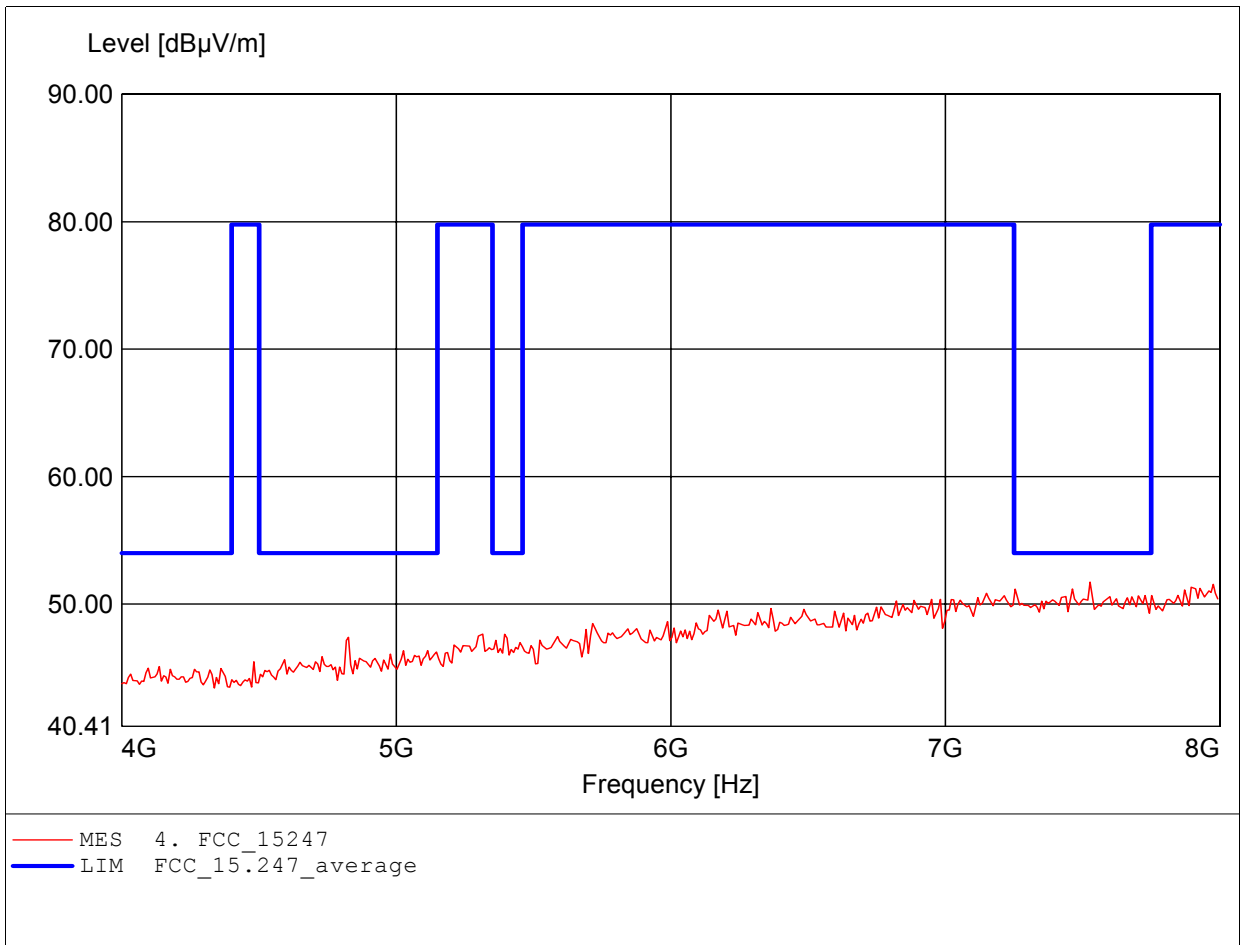
EUT: Enterprise Access Point 802.11b/g Dual-Radio  
MODEL NO.: 96-10 11G Channel 1 Antenna 1  
Approval Holder: Madge-Limited  
Test Site / Operator: ETS / Ken  
Temperature/Voltage: Temp.: 23°C/ Unom.: 120 VAC ( ac / dc Adapter )  
Test Specification: according to §15.247, peak detector  
Comment 1: Dist.: 3m, Ant.: HL025, ampl.+HP.  
Freq: 7.992GHz, Emax: 52.22dBµV/m, RBW: 1MHz



**Spurious emissions Field Strength**

**FCC RULES PART 15, SUBPART C**

EUT: Enterprise Access Point 802.11b/g Dual-Radio  
MODEL NO.: 96-10 11G Channel 1 Antenna 1  
Approval Holder: Madge-Limited  
Test Site / Operator: ETS / Ken  
Temperature/Voltage: Temp.: 23°C/ Unom.: 120 VAC ( ac / dc Adapter )  
Test Specification: according to §15.247, peak detector  
Comment 1: Dist.: 3m, Ant.: HL025, ampl.+HP.  
Freq: 7.527GHz, Emax: 51.72dBµV/m, RBW: 1MHz

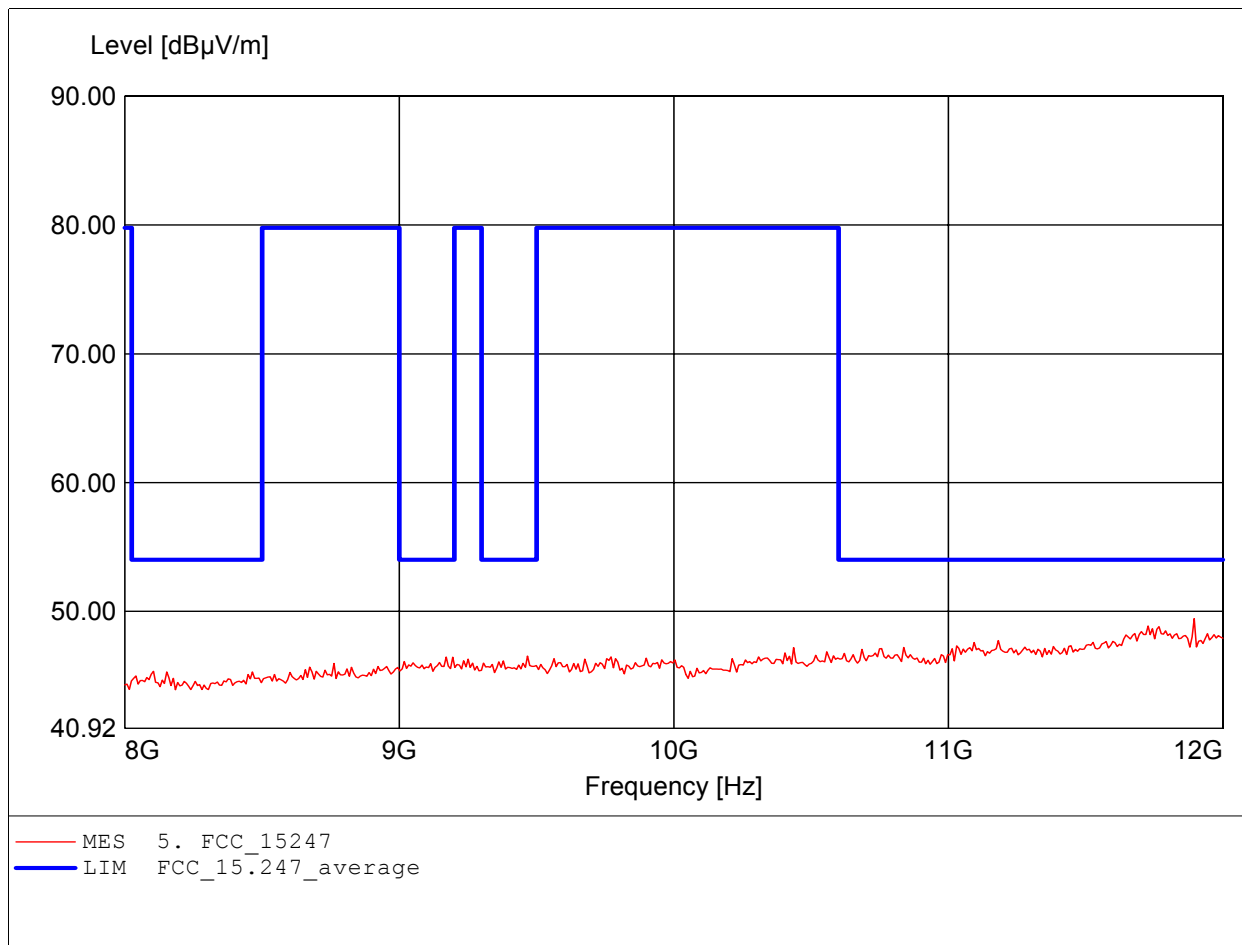




# Spurious emissions Field Strength

## FCC RULES PART 15, SUBPART C

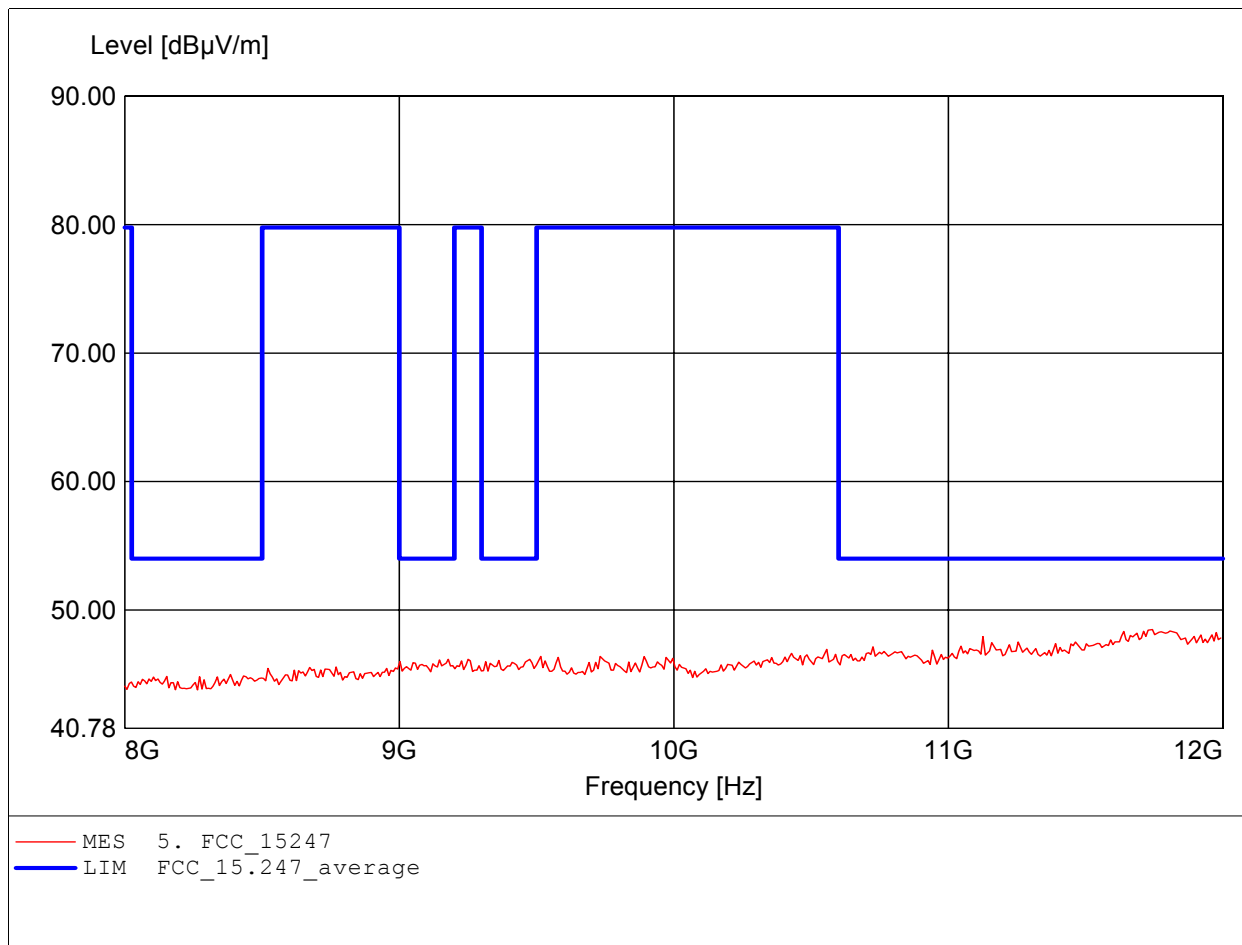
EUT: Enterprise Access Point 802.11b/g Dual-Radio  
MODEL NO.: 96-10 11G Channel 1 Antenna 1  
Approval Holder: Madge-Limited  
Test Site / Operator: ETS / Ken  
Temperature/Voltage: Temp.: 23°C/ Unom.: 120 VAC ( ac / dc Adapter )  
Test Specification: according to §15.247, peak detector  
Comment 1: Dist.: 3m, Ant.: HL025, ampl.+HP.  
Freq: 11.896GHz, Emax: 49.43dBµV/m, RBW: 1MHz



# Spurious emissions Field Strength

## FCC RULES PART 15, SUBPART C

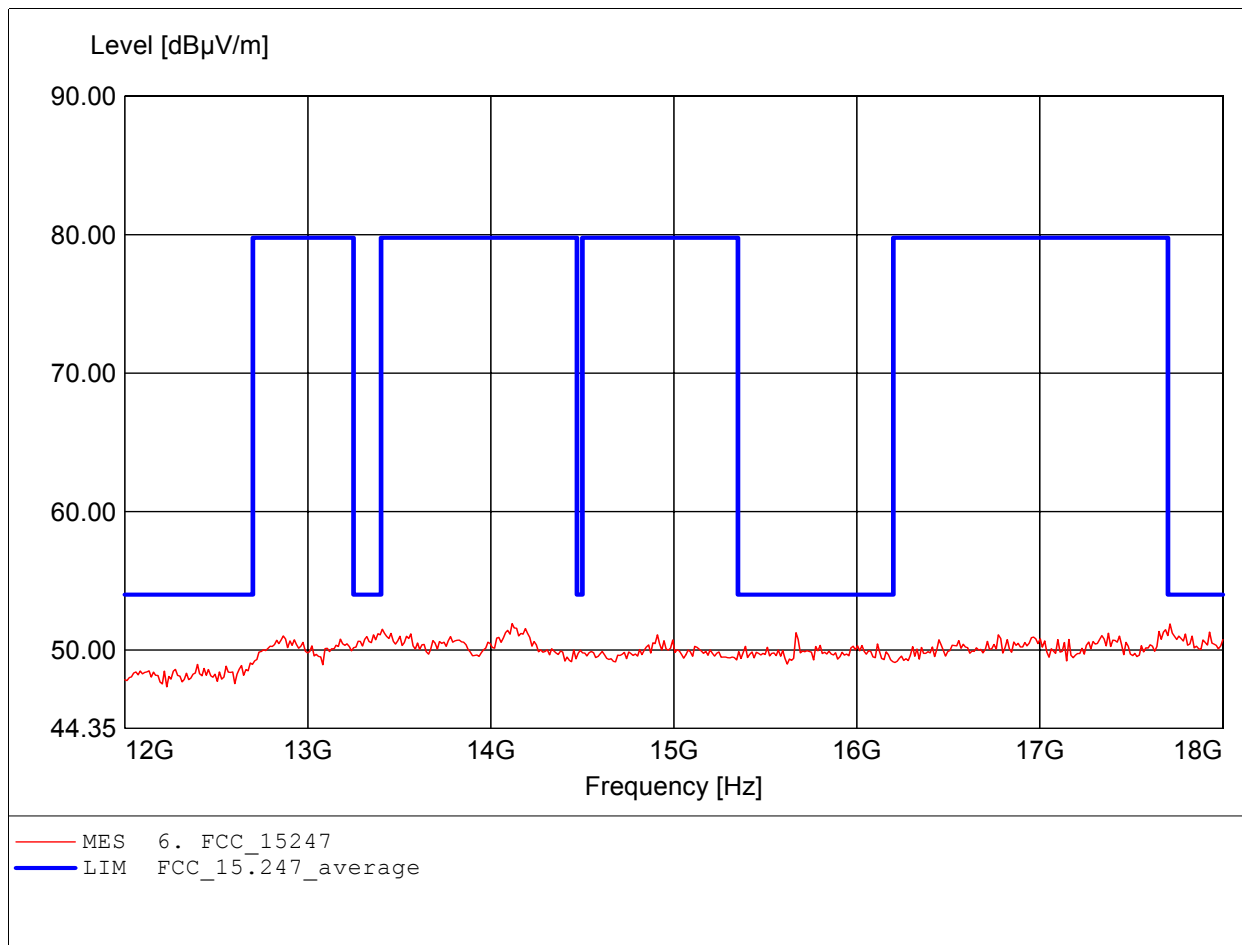
EUT: Enterprise Access Point 802.11b/g Dual-Radio  
MODEL NO.: 96-10 11G Channel 1 Antenna 1  
Approval Holder: Madge-Limited  
Test Site / Operator: ETS / Ken  
Temperature/Voltage: Temp.: 23°C/ Unom.: 120 VAC ( ac / dc Adapter )  
Test Specification: according to §15.247, peak detector  
Comment 1: Dist.: 3m, Ant.: HL025, ampl.+HP.  
Freq: 11.743GHz, Emax: 48.47dBµV/m, RBW: 1MHz



# Spurious emissions Field Strength

## FCC RULES PART 15, SUBPART C

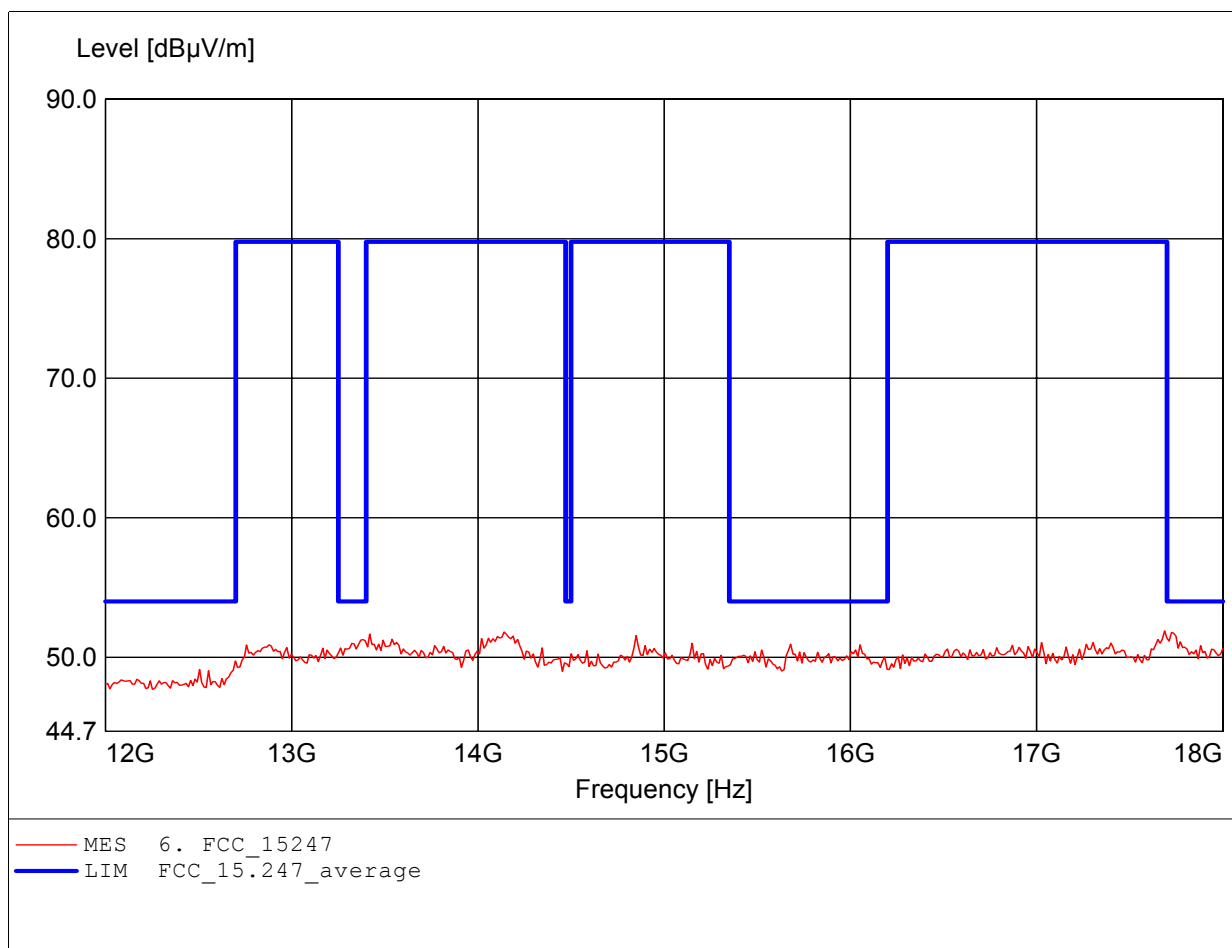
EUT: Enterprise Access Point 802.11b/g Dual-Radio  
MODEL NO.: 96-10 11G Channel 1 Antenna 1  
Approval Holder: Madge-Limited  
Test Site / Operator: ETS / Ken  
Temperature/Voltage: Temp.: 23°C/ Unom.: 120 VAC ( ac / dc Adapter )  
Test Specification: according to §15.247, peak detector  
Comment 1: Dist.: 3m, Ant.: HL025, ampl.+HP.  
Freq: 14.116GHz, Emax: 51.91dBµV/m, RBW: 1MHz



# Spurious emissions Field Strength

## FCC RULES PART 15, SUBPART C

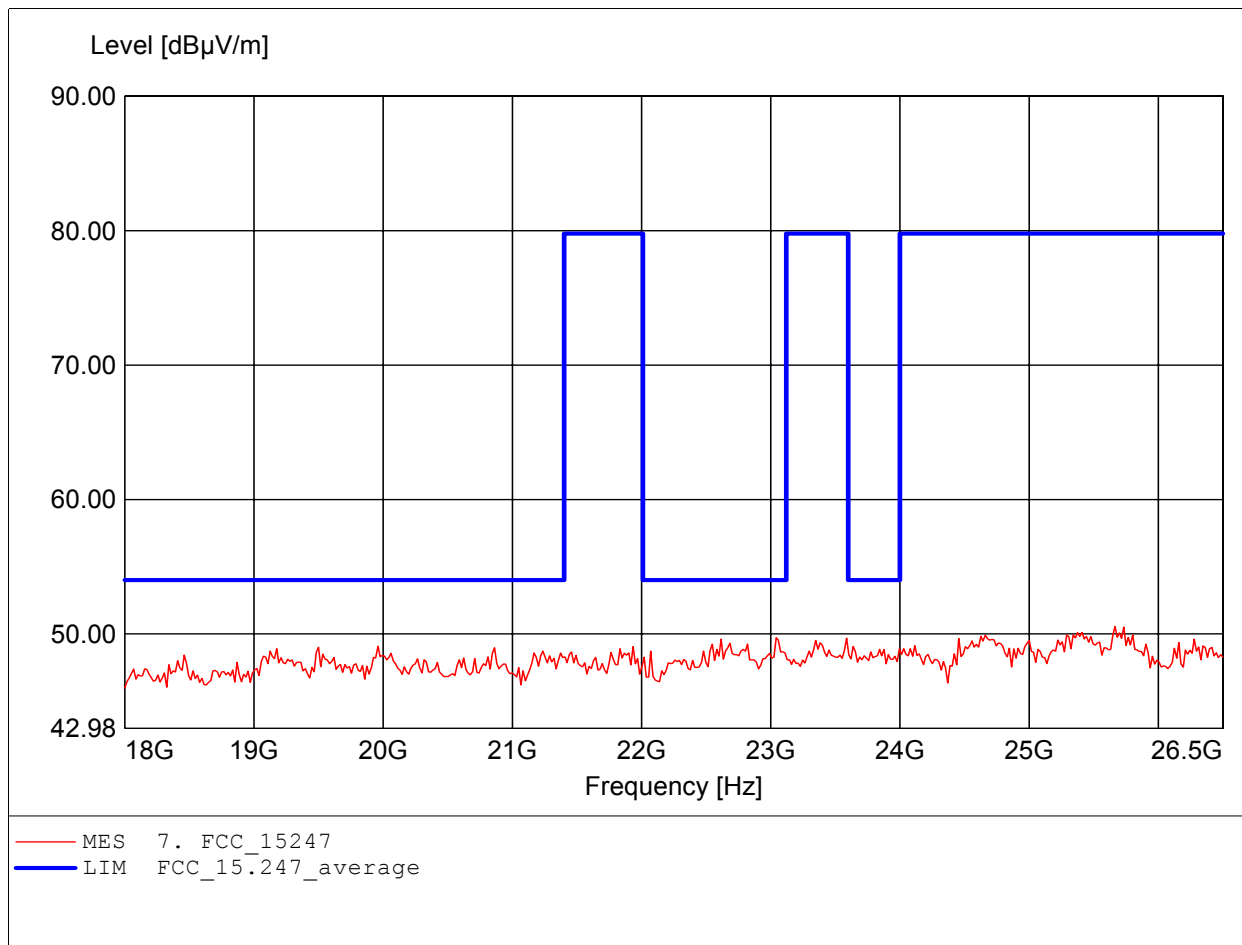
EUT: Enterprise Access Point 802.11b/g Dual-Radio  
MODEL NO.: 96-10 11G Channel 1 Antenna 1  
Approval Holder: Madge-Limited  
Test Site / Operator: ETS / Ken  
Temperature/Voltage: Temp.: 23°C/ Unom.: 120 VAC ( ac / dc Adapter )  
Test Specification: according to §15.247, peak detector  
Comment 1: Dist.: 3m, Ant.: HL025, ampl.+HP.  
Freq: 17.687GHz, Emax: 51.90dBµV/m, RBW: 1MHz



# Spurious emissions Field Strength

## FCC RULES PART 15, SUBPART C

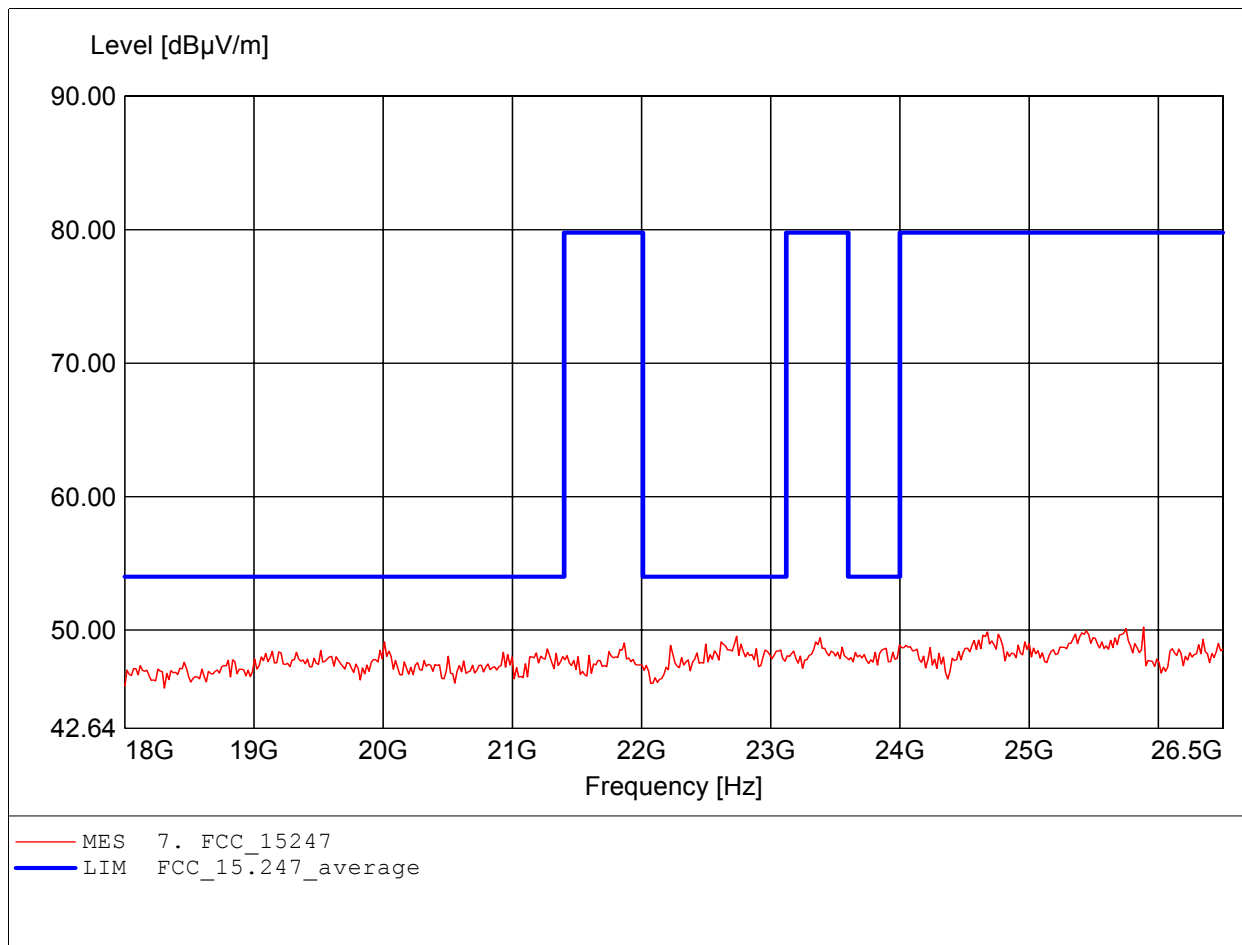
EUT: Enterprise Access Point 802.11b/g Dual-Radio  
MODEL NO.: 96-10 11G Channel 1 Antenna 1  
Approval Holder: Madge-Limited  
Test Site / Operator: ETS / Ken  
Temperature/Voltage: Temp.: 23°C/ Unom.: 120 VAC ( ac / dc Adapter )  
Test Specification: according to §15.247, peak detector  
Comment 1: Dist.: 3m, Ant.: HL025, amplif.  
Freq: 25.665GHz, Emax: 50.55dBµV/m, RBW: 1MHz



# Spurious emissions Field Strength

## FCC RULES PART 15, SUBPART C

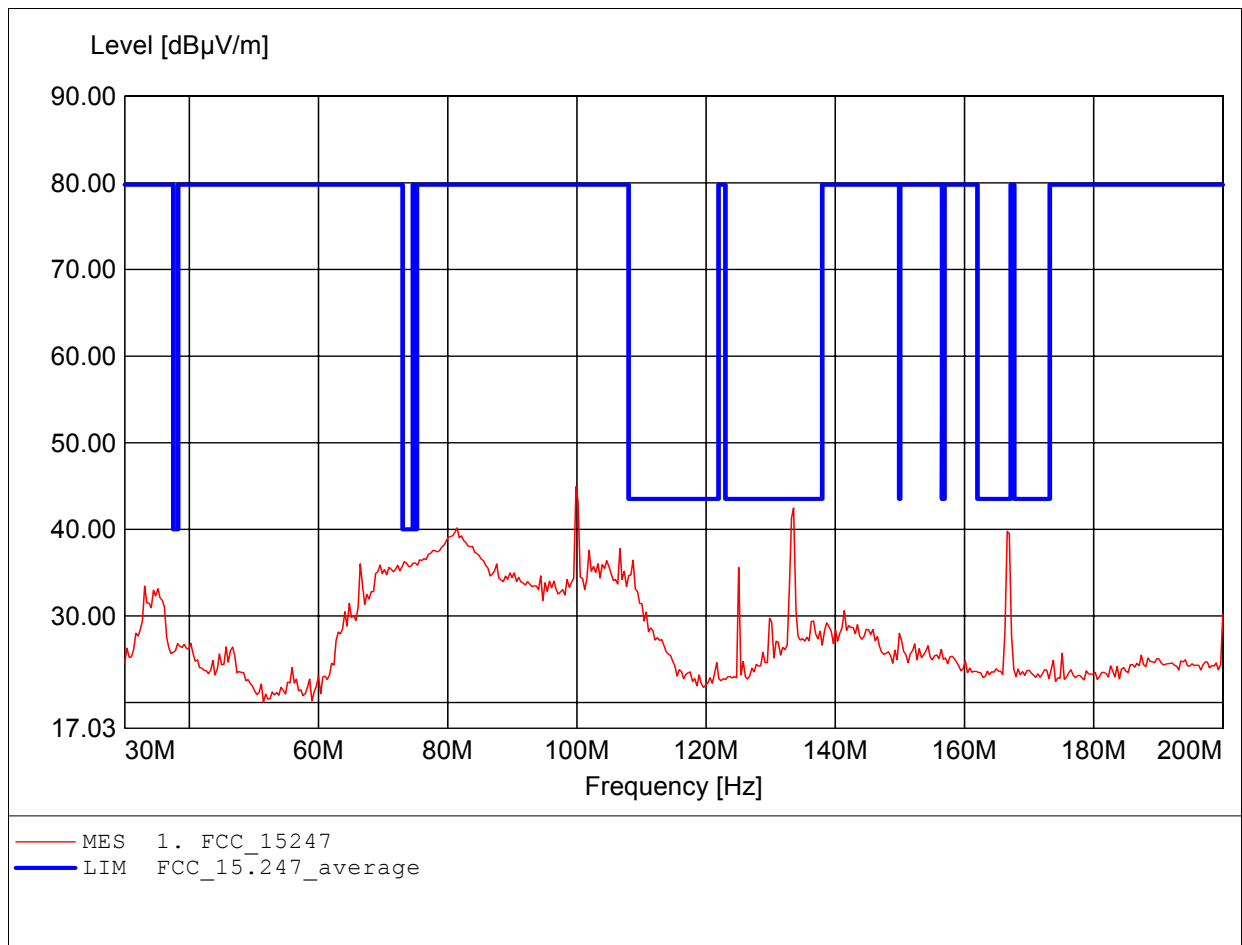
EUT: Enterprise Access Point 802.11b/g Dual-Radio  
MODEL NO.: 96-10 11G Channel 1 Antenna 1  
Approval Holder: Madge-Limited  
Test Site / Operator: ETS / Ken  
Temperature/Voltage: Temp.: 23°C/ Unom.: 120 VAC ( ac / dc Adapter )  
Test Specification: according to §15.247, peak detector  
Comment 1: Dist.: 3m, Ant.: HL025, amplif.  
Freq: 25.887GHz, Emax: 50.22dBµV/m, RBW: 1MHz



# Spurious emissions Field Strength

## FCC RULES PART 15, SUBPART C

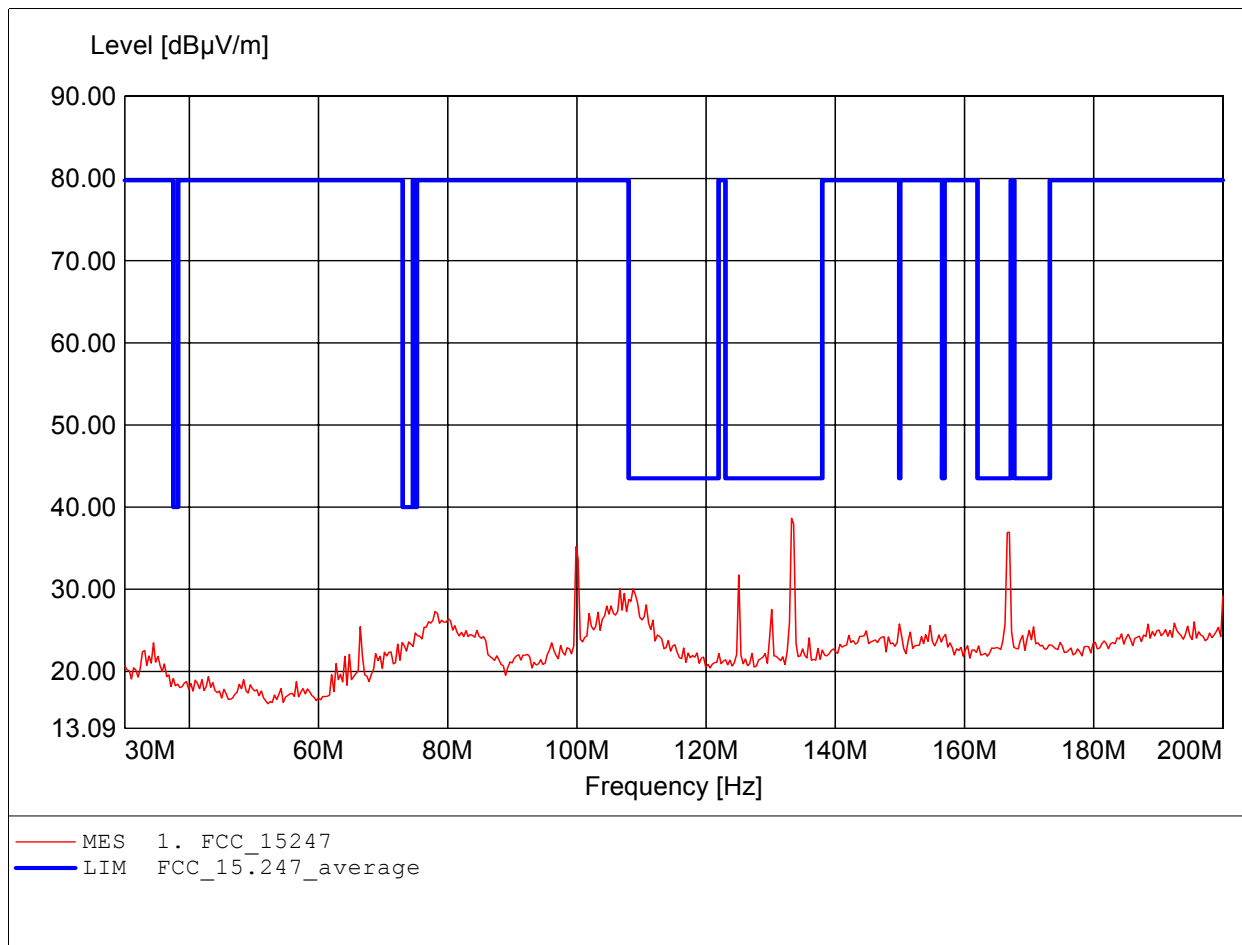
EUT: Enterprise Access Point 802.11b/g Dual-Radio  
MODEL NO.: 96-10 11G Channel 6 Antenna 1  
Approval Holder: Madge-Limited  
Test Site / Operator: ETS / Ken  
Temperature/Voltage: Temp.: 23°C/ Unom.: 120 VAC ( ac / dc Adapter )  
Test Specification: according to §15.247  
Comment 1: Dist.: 3m, Ant.: HK 116  
Freq: 99.840MHz, Emax: 44.91dBµV/m, RBW: 100kHz



# Spurious emissions Field Strength

## FCC RULES PART 15, SUBPART C

EUT: Enterprise Access Point 802.11b/g Dual-Radio  
MODEL NO.: 96-10 11G Channel 6 Antenna 1  
Approval Holder: Madge-Limited  
Test Site / Operator: ETS / Ken  
Temperature/Voltage: Temp.: 23°C/ Unom.: 120 VAC ( ac / dc Adapter )  
Test Specification: according to §15.247  
Comment 1: Dist.: 3m, Ant.: HK 116  
Freq: 133.226MHz, Emax: 38.64dBµV/m, RBW: 100kHz

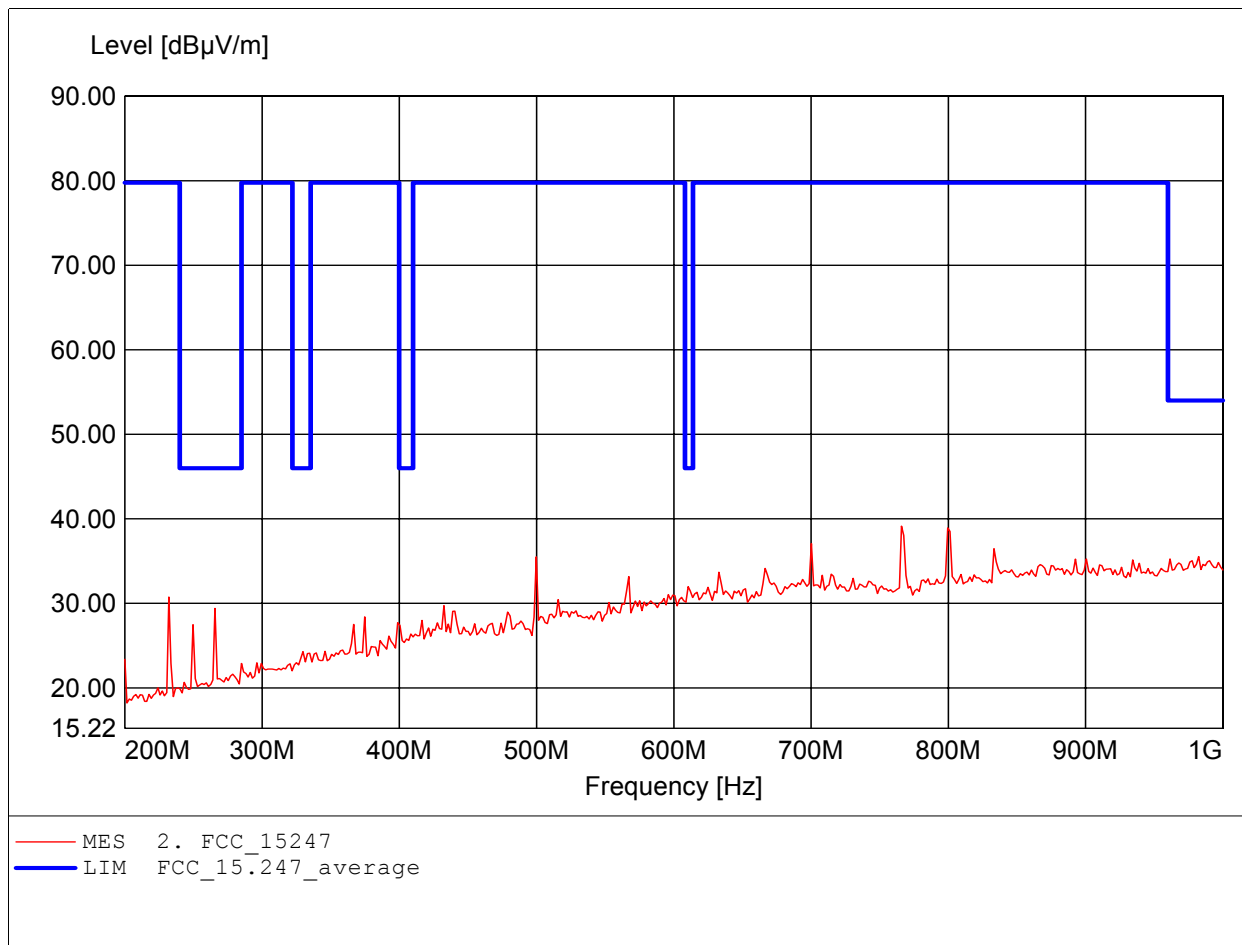




# Spurious emissions Field Strength

## FCC RULES PART 15, SUBPART C

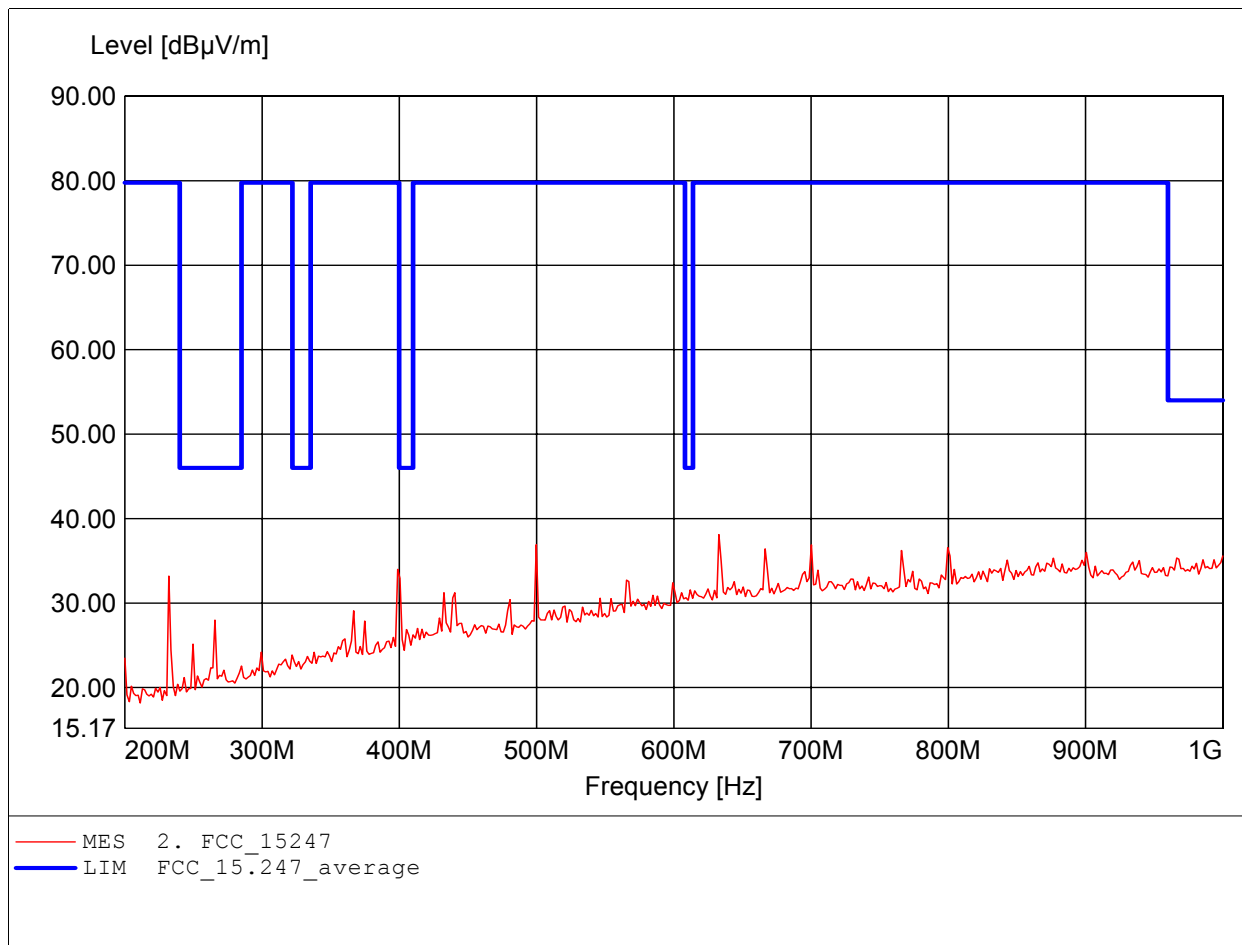
EUT: Enterprise Access Point 802.11b/g Dual-Radio  
MODEL NO.: 96-10 11G Channel 6 Antenna 1  
Approval Holder: Madge-Limited  
Test Site / Operator: ETS / Ken  
Temperature/Voltage: Temp.: 23°C/ Unom.: 120 VAC ( ac / dc Adapter )  
Test Specification: according to §15.247  
Comment 1: Dist.: 3m, Ant.: HL 223,  
Freq: 765.932MHz, Emax: 39.13dBµV/m, RBW: 100kHz



# Spurious emissions Field Strength

## FCC RULES PART 15, SUBPART C

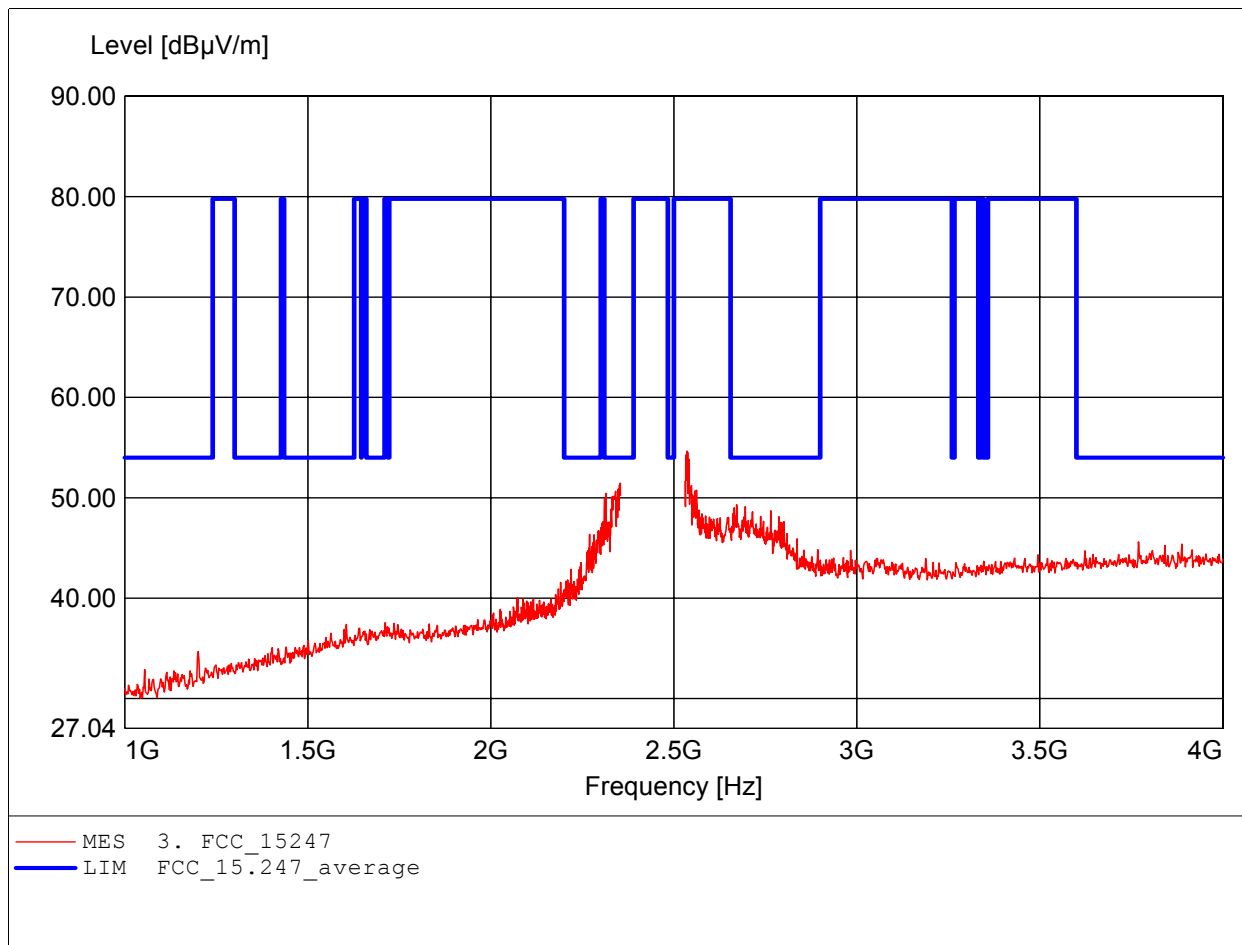
EUT: Enterprise Access Point 802.11b/g Dual-Radio  
MODEL NO.: 96-10 11G Channel 6 Antenna 1  
Approval Holder: Madge-Limited  
Test Site / Operator: ETS / Ken  
Temperature/Voltage: Temp.: 23°C/ Unom.: 120 VAC ( ac / dc Adapter )  
Test Specification: according to §15.247  
Comment 1: Dist.: 3m, Ant.: HL 223,  
Freq: 632.866MHz, Emax: 38.10dBµV/m, RBW: 100kHz



# Spurious emissions Field Strength

## FCC RULES PART 15, SUBPART C

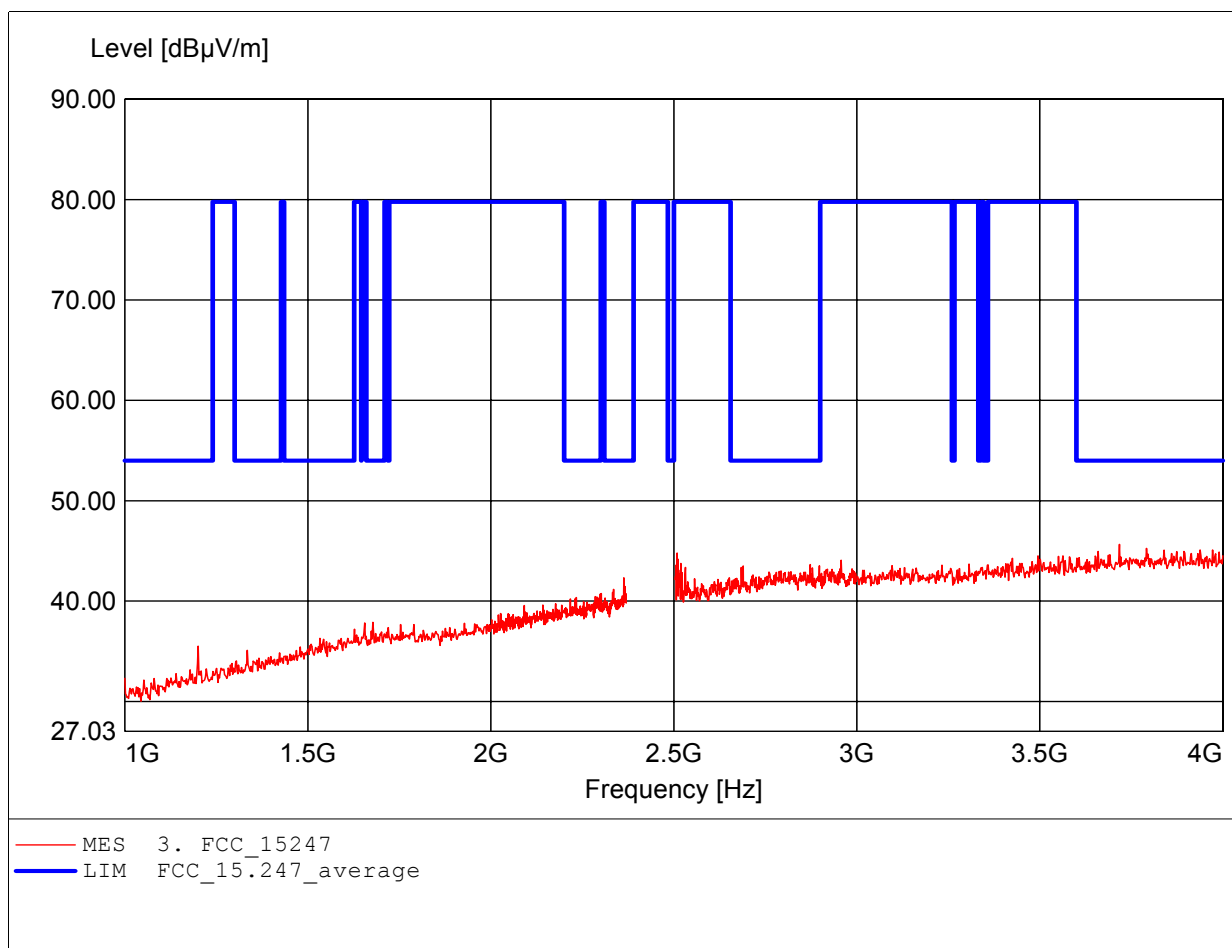
EUT: Enterprise Access Point 802.11b/g Dual-Radio  
MODEL NO.: 96-10 11G Channel 6 Antenna 1  
Approval Holder: Madge-Limited  
Test Site / Operator: ETS / Ken  
Temperature/Voltage: Temp.: 23°C/ Unom.: 120 VAC ( ac / dc Adapter )  
Test Specification: according to §15.247, peak detector  
Comment 1: Dist.: 3m, Ant.: HL025, amplif.  
Freq: 2.536GHz, Emax: 54.67dBµV/m, RBW: 1MHz



# Spurious emissions Field Strength

## FCC RULES PART 15, SUBPART C

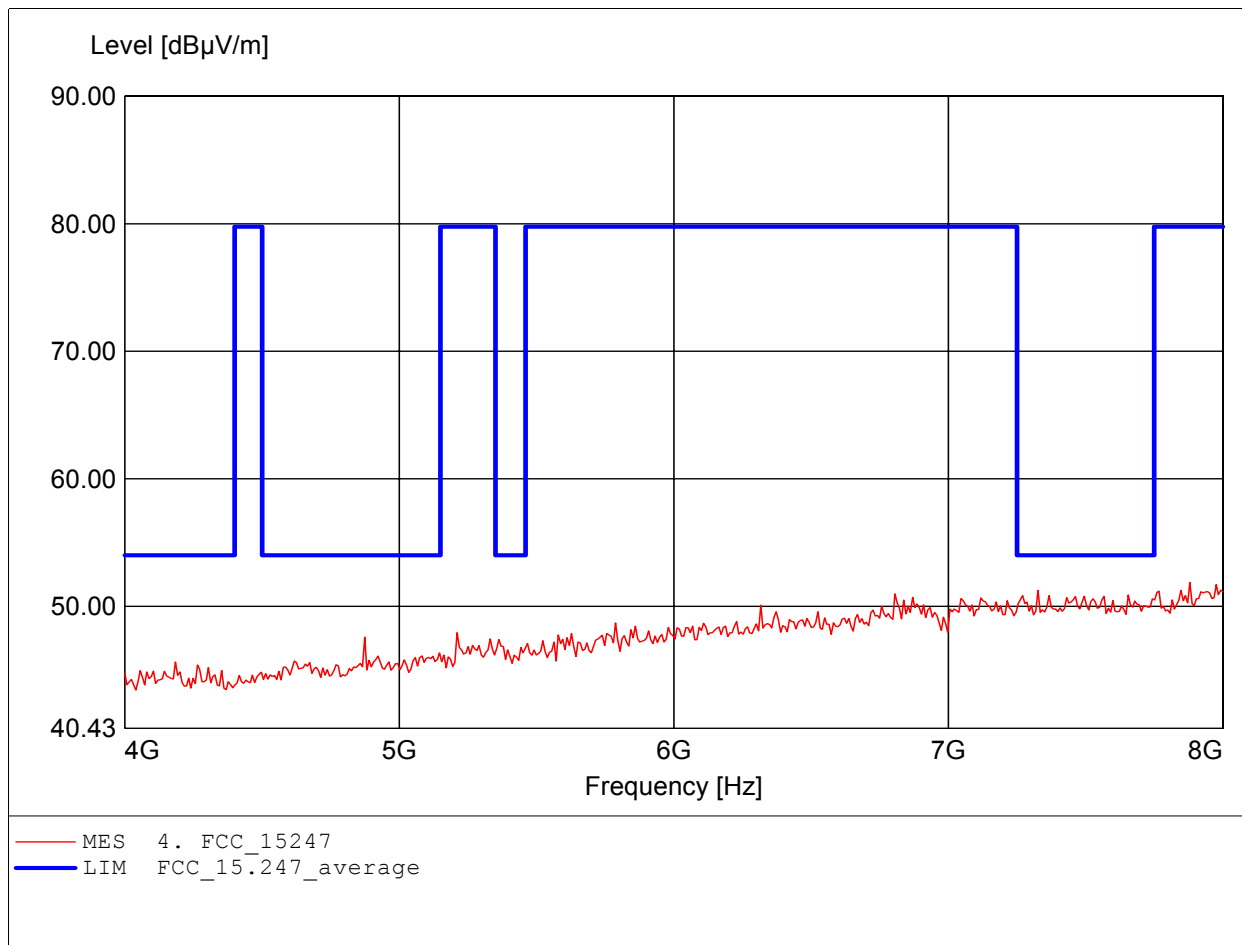
EUT: Enterprise Access Point 802.11b/g Dual-Radio  
MODEL NO.: 96-10 11G Channel 6 Antenna 1  
Approval Holder: Madge-Limited  
Test Site / Operator: ETS / Ken  
Temperature/Voltage: Temp.: 23°C/ Unom.: 120 VAC ( ac / dc Adapter )  
Test Specification: according to §15.247, peak detector  
Comment 1: Dist.: 3m, Ant.: HL025, amplif.  
Freq: 3.717GHz, Emax: 45.66dBµV/m, RBW: 1MHz



# Spurious emissions Field Strength

## FCC RULES PART 15, SUBPART C

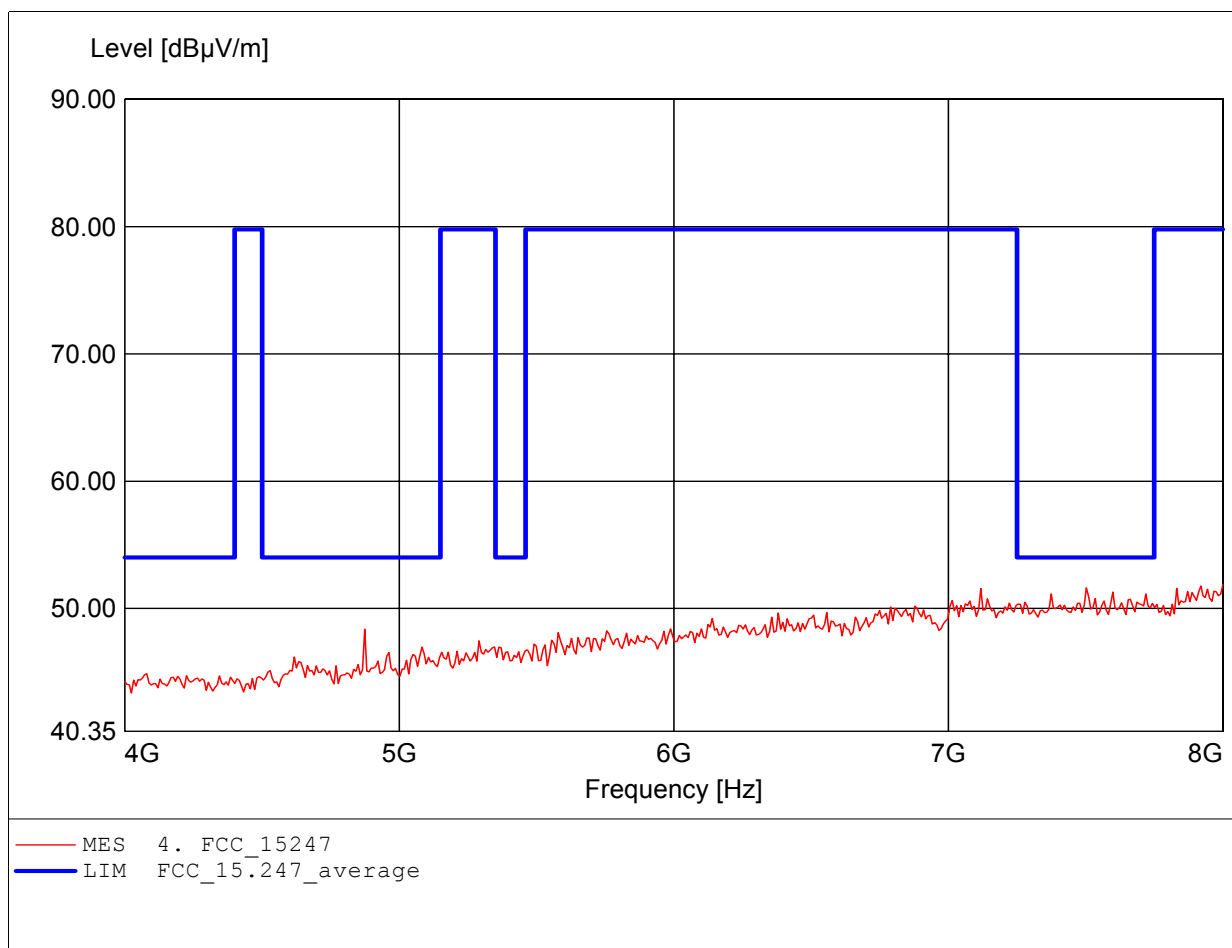
EUT: Enterprise Access Point 802.11b/g Dual-Radio  
MODEL NO.: 96-10 11G Channel 6 Antenna 1  
Approval Holder: Madge-Limited  
Test Site / Operator: ETS / Ken  
Temperature/Voltage: Temp.: 23°C/ Unom.: 120 VAC ( ac / dc Adapter )  
Test Specification: according to §15.247, peak detector  
Comment 1: Dist.: 3m, Ant.: HL025, ampl.+HP.  
Freq: 7.880GHz, Emax: 51.86dBµV/m, RBW: 1MHz



# Spurious emissions Field Strength

## FCC RULES PART 15, SUBPART C

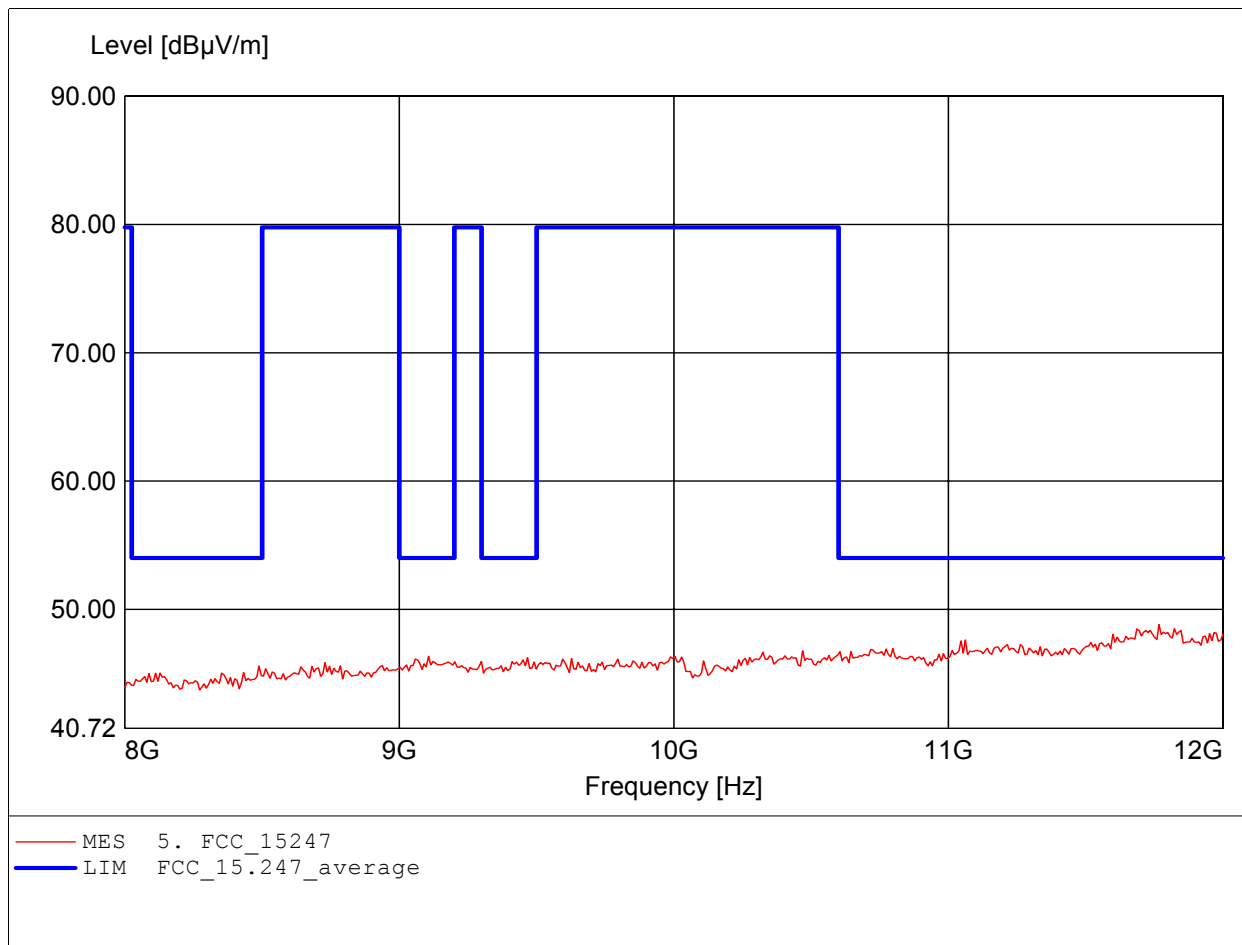
EUT: Enterprise Access Point 802.11b/g Dual-Radio  
MODEL NO.: 96-10 11G Channel 6 Antenna 1  
Approval Holder: Madge-Limited  
Test Site / Operator: ETS / Ken  
Temperature/Voltage: Temp.: 23°C/ Unom.: 120 VAC ( ac / dc Adapter )  
Test Specification: according to §15.247, peak detector  
Comment 1: Dist.: 3m, Ant.: HL025, ampl.+HP.  
Freq: 8.000GHz, Emax: 51.86dBµV/m, RBW: 1MHz



# Spurious emissions Field Strength

## FCC RULES PART 15, SUBPART C

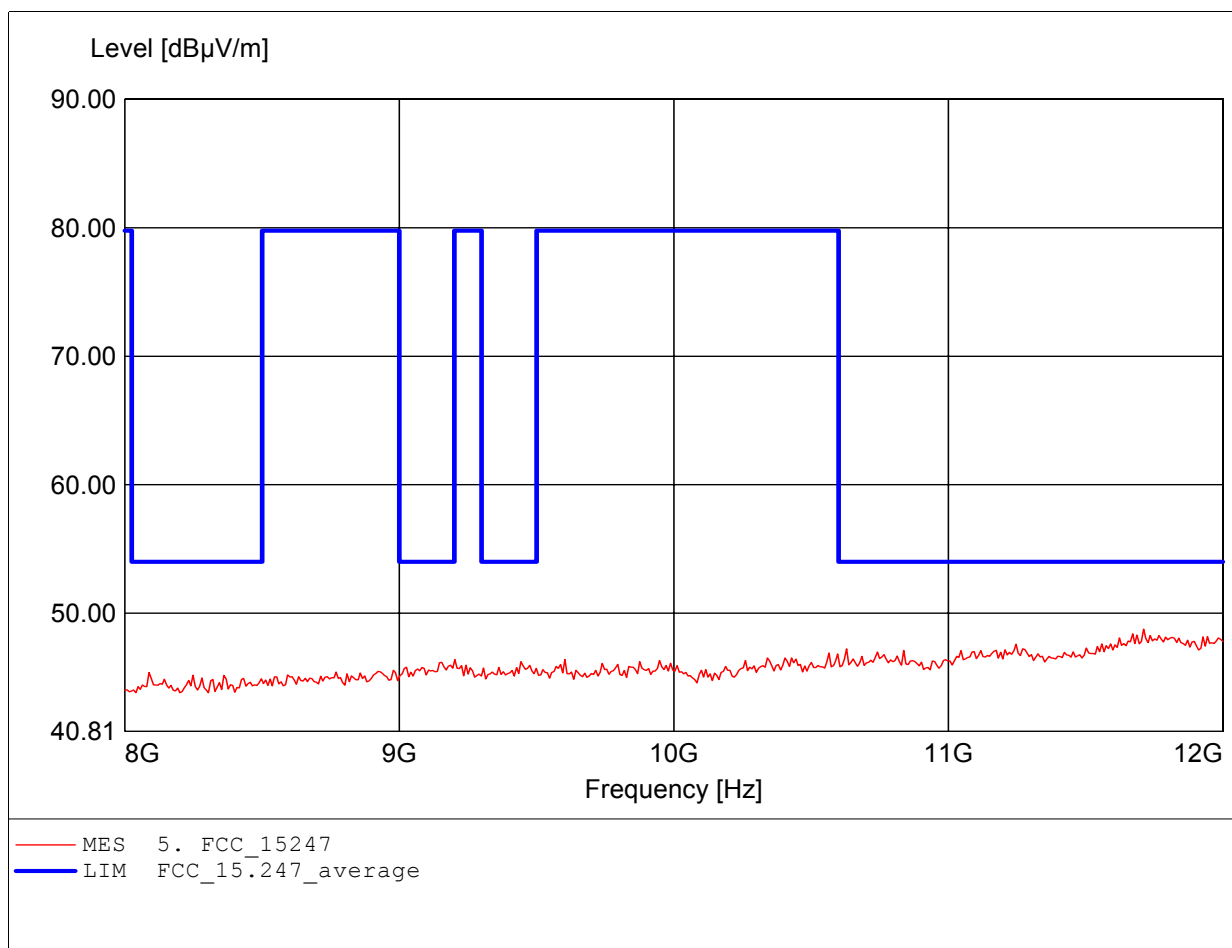
EUT: Enterprise Access Point 802.11b/g Dual-Radio  
MODEL NO.: 96-10 11G Channel 6 Antenna 1  
Approval Holder: Madge-Limited  
Test Site / Operator: ETS / Ken  
Temperature/Voltage: Temp.: 23°C/ Unom.: 120 VAC ( ac / dc Adapter )  
Test Specification: according to §15.247, peak detector  
Comment 1: Dist.: 3m, Ant.: HL025, ampl.+HP.  
Freq: 11.768GHz, Emax: 48.82dBµV/m, RBW: 1MHz



# Spurious emissions Field Strength

## FCC RULES PART 15, SUBPART C

EUT: Enterprise Access Point 802.11b/g Dual-Radio  
MODEL NO.: 96-10 11G Channel 6 Antenna 1  
Approval Holder: Madge-Limited  
Test Site / Operator: ETS / Ken  
Temperature/Voltage: Temp.: 23°C/ Unom.: 120 VAC ( ac / dc Adapter )  
Test Specification: according to §15.247, peak detector  
Comment 1: Dist.: 3m, Ant.: HL025, ampl.+HP.  
Freq: 11.711GHz, Emax: 48.75dBµV/m, RBW: 1MHz

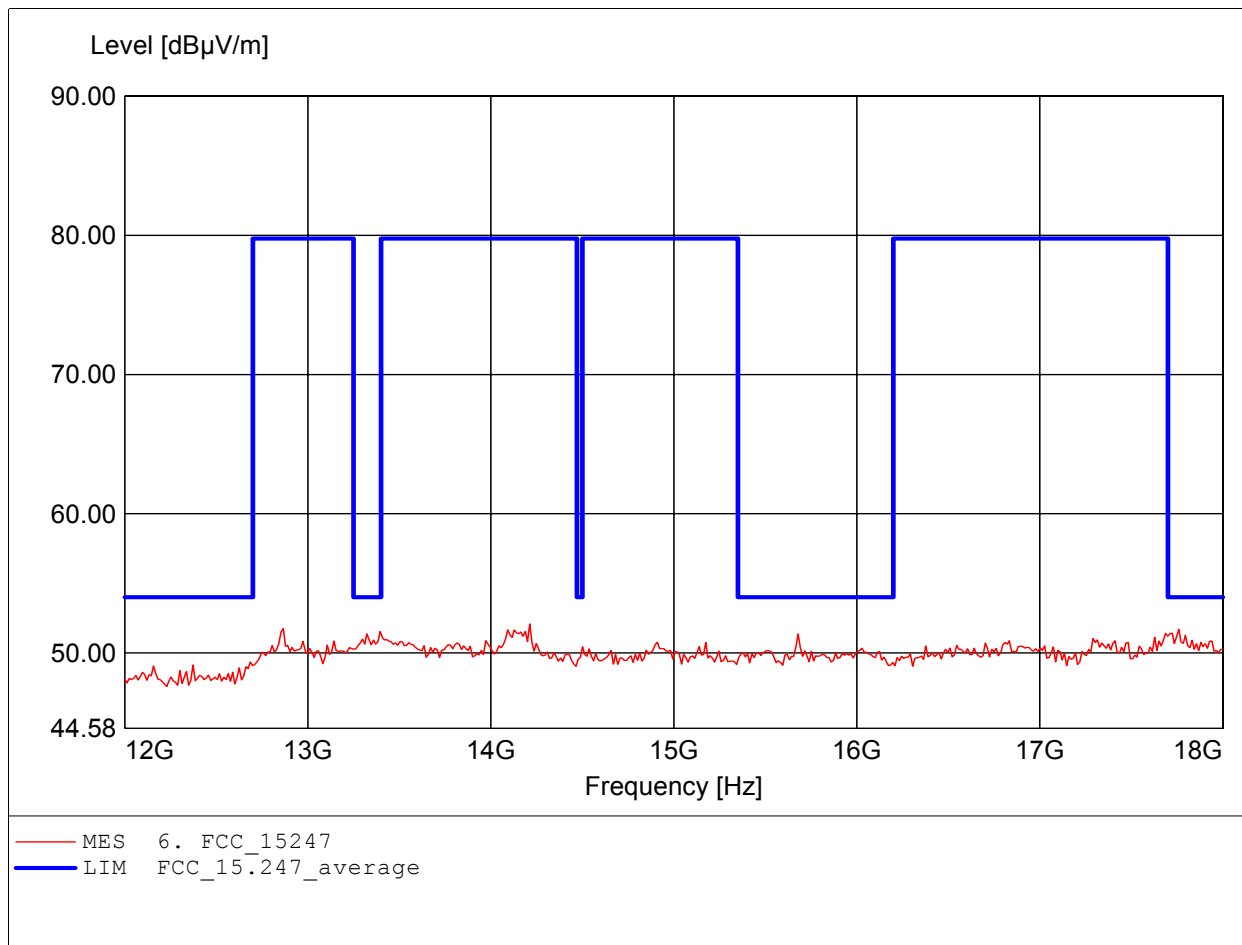




# Spurious emissions Field Strength

## FCC RULES PART 15, SUBPART C

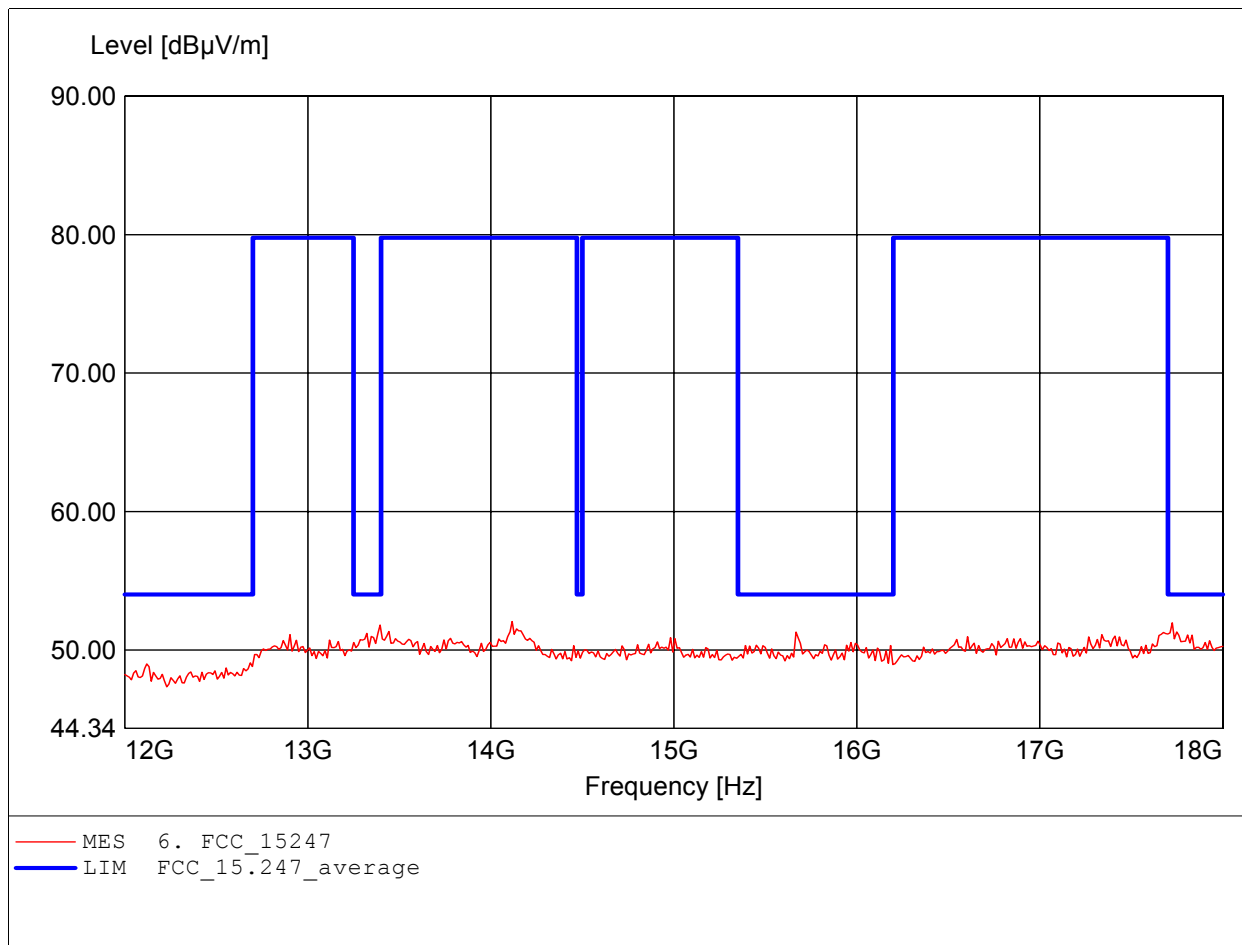
EUT: Enterprise Access Point 802.11b/g Dual-Radio  
MODEL NO.: 96-10 11G Channel 6 Antenna 1  
Approval Holder: Madge-Limited  
Test Site / Operator: ETS / Ken  
Temperature/Voltage: Temp.: 23°C/ Unom.: 120 VAC ( ac / dc Adapter )  
Test Specification: according to §15.247, peak detector  
Comment 1: Dist.: 3m, Ant.: HL025, ampl.+HP.  
Freq: 14.212GHz, Emax: 52.08dBµV/m, RBW: 1MHz



# Spurious emissions Field Strength

## FCC RULES PART 15, SUBPART C

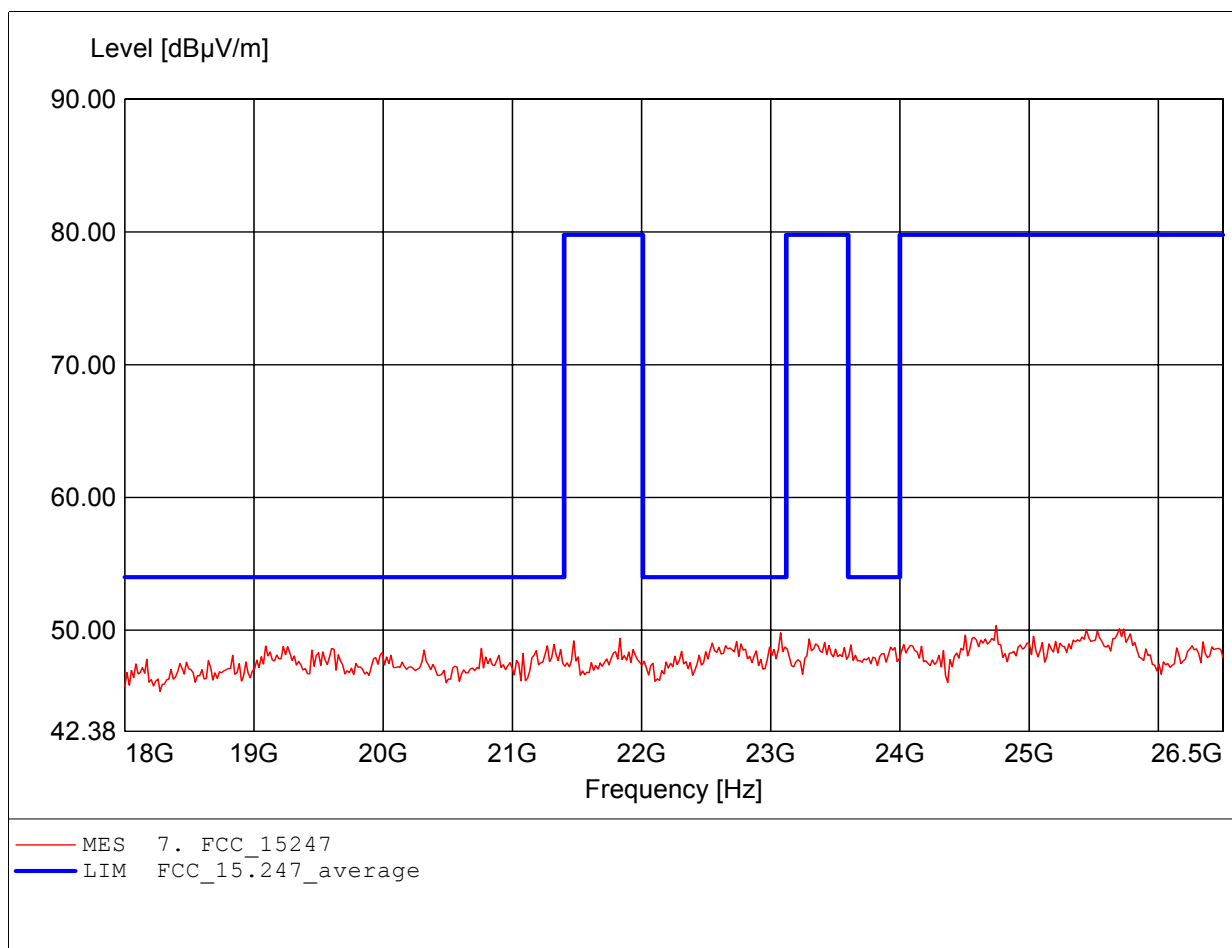
EUT: Enterprise Access Point 802.11b/g Dual-Radio  
MODEL NO.: 96-10 11G Channel 6 Antenna 1  
Approval Holder: Madge-Limited  
Test Site / Operator: ETS / Ken  
Temperature/Voltage: Temp.: 23°C/ Unom.: 120 VAC ( ac / dc Adapter )  
Test Specification: according to §15.247, peak detector  
Comment 1: Dist.: 3m, Ant.: HL025, ampl.+HP.  
Freq: 14.116GHz, Emax: 52.05dBµV/m, RBW: 1MHz



# Spurious emissions Field Strength

## FCC RULES PART 15, SUBPART C

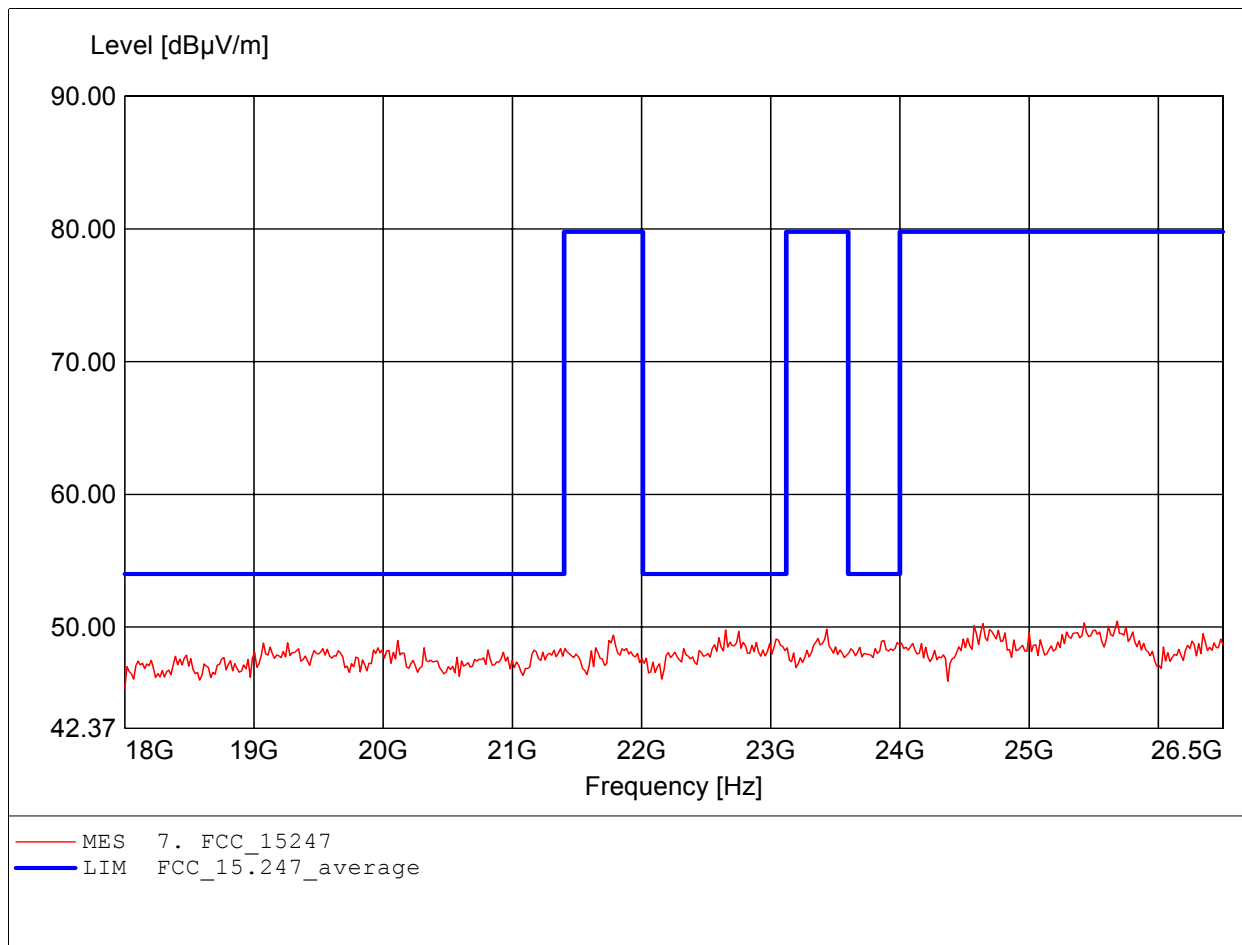
EUT: Enterprise Access Point 802.11b/g Dual-Radio  
MODEL NO.: 96-10 11G Channel 6 Antenna 1  
Approval Holder: Madge-Limited  
Test Site / Operator: ETS / Ken  
Temperature/Voltage: Temp.: 23°C/ Unom.: 120 VAC ( ac / dc Adapter )  
Test Specification: according to §15.247, peak detector  
Comment 1: Dist.: 3m, Ant.: HL025, amplif.  
Freq: 24.745GHz, Emax: 50.35dBµV/m, RBW: 1MHz



# Spurious emissions Field Strength

## FCC RULES PART 15, SUBPART C

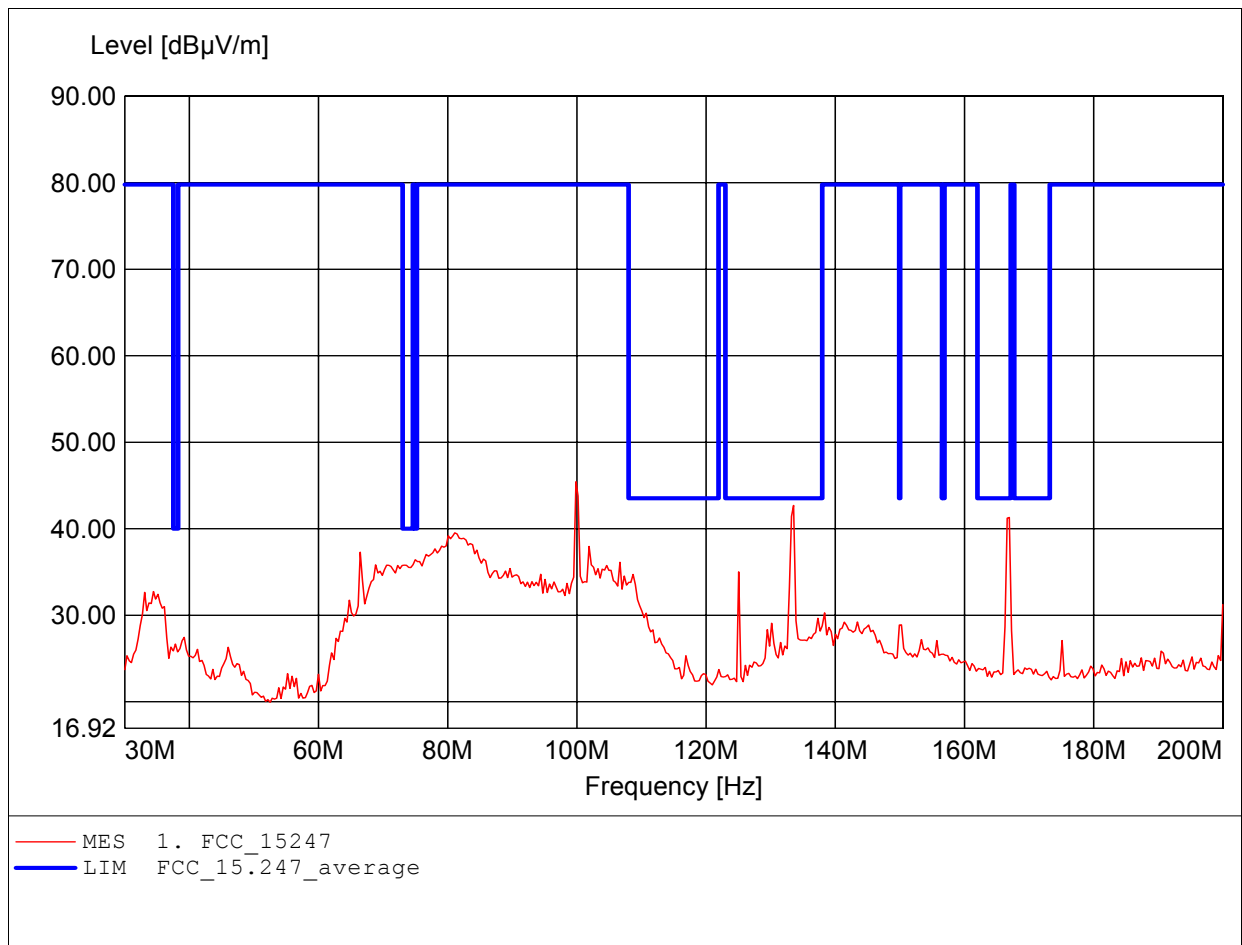
EUT: Enterprise Access Point 802.11b/g Dual-Radio  
MODEL NO.: 96-10 11G Channel 6 Antenna 1  
Approval Holder: Madge-Limited  
Test Site / Operator: ETS / Ken  
Temperature/Voltage: Temp.: 23°C/ Unom.: 120 VAC ( ac / dc Adapter )  
Test Specification: according to §15.247, peak detector  
Comment 1: Dist.: 3m, Ant.: HL025, amplif.  
Freq: 25.682GHz, Emax: 50.46dBμV/m, RBW: 1MHz



# Spurious emissions Field Strength

## FCC RULES PART 15, SUBPART C

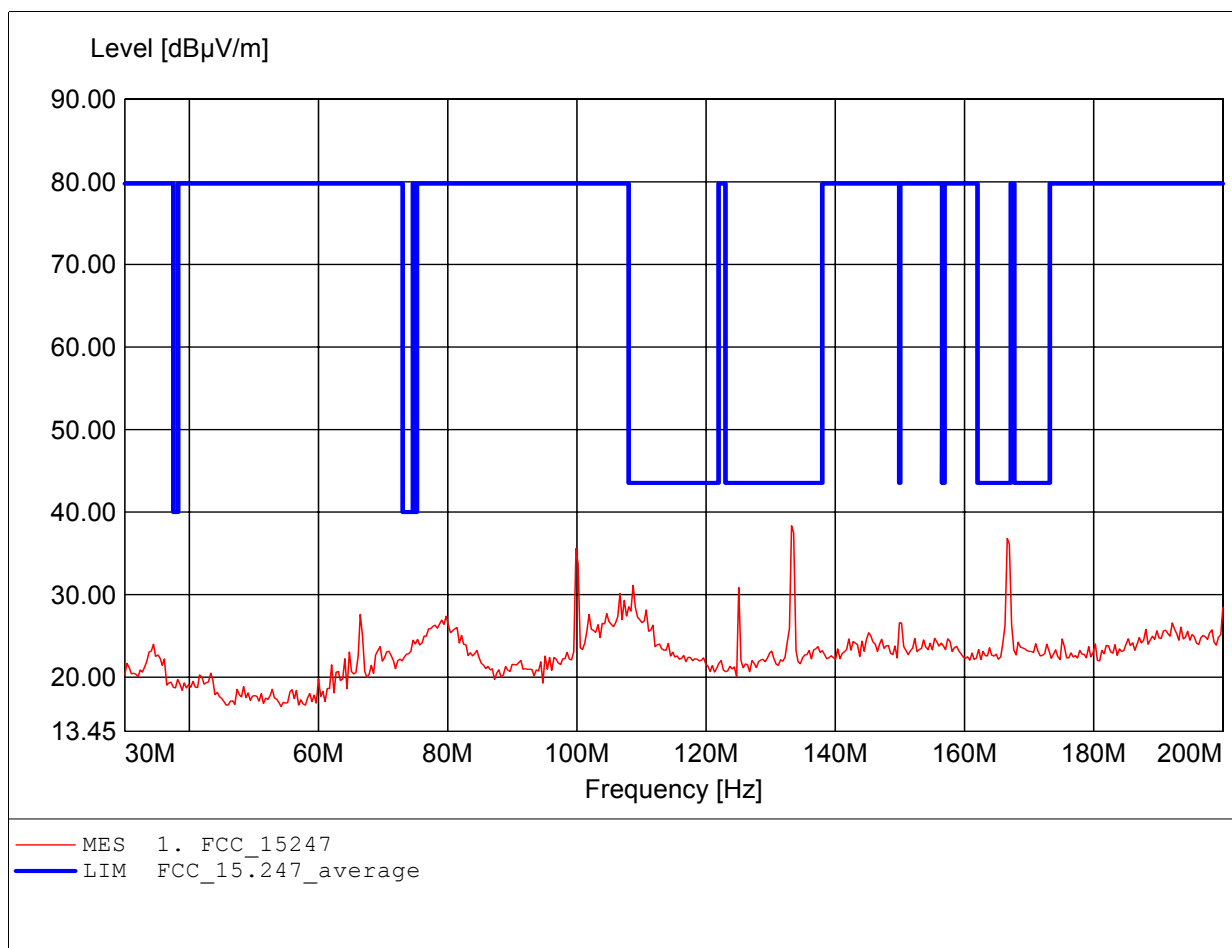
EUT: Enterprise Access Point 802.11b/g Dual-Radio  
MODEL NO.: 96-10 11G Channel 11 Antenna 1  
Approval Holder: Madge-Limited  
Test Site / Operator: ETS / Ken  
Temperature/Voltage: Temp.: 23°C/ Unom.: 120 VAC ( ac / dc Adapter )  
Test Specification: according to §15.247  
Comment 1: Dist.: 3m, Ant.: HK 116  
Freq: 99.840MHz, Emax: 45.41dBµV/m, RBW: 100kHz



# Spurious emissions Field Strength

## FCC RULES PART 15, SUBPART C

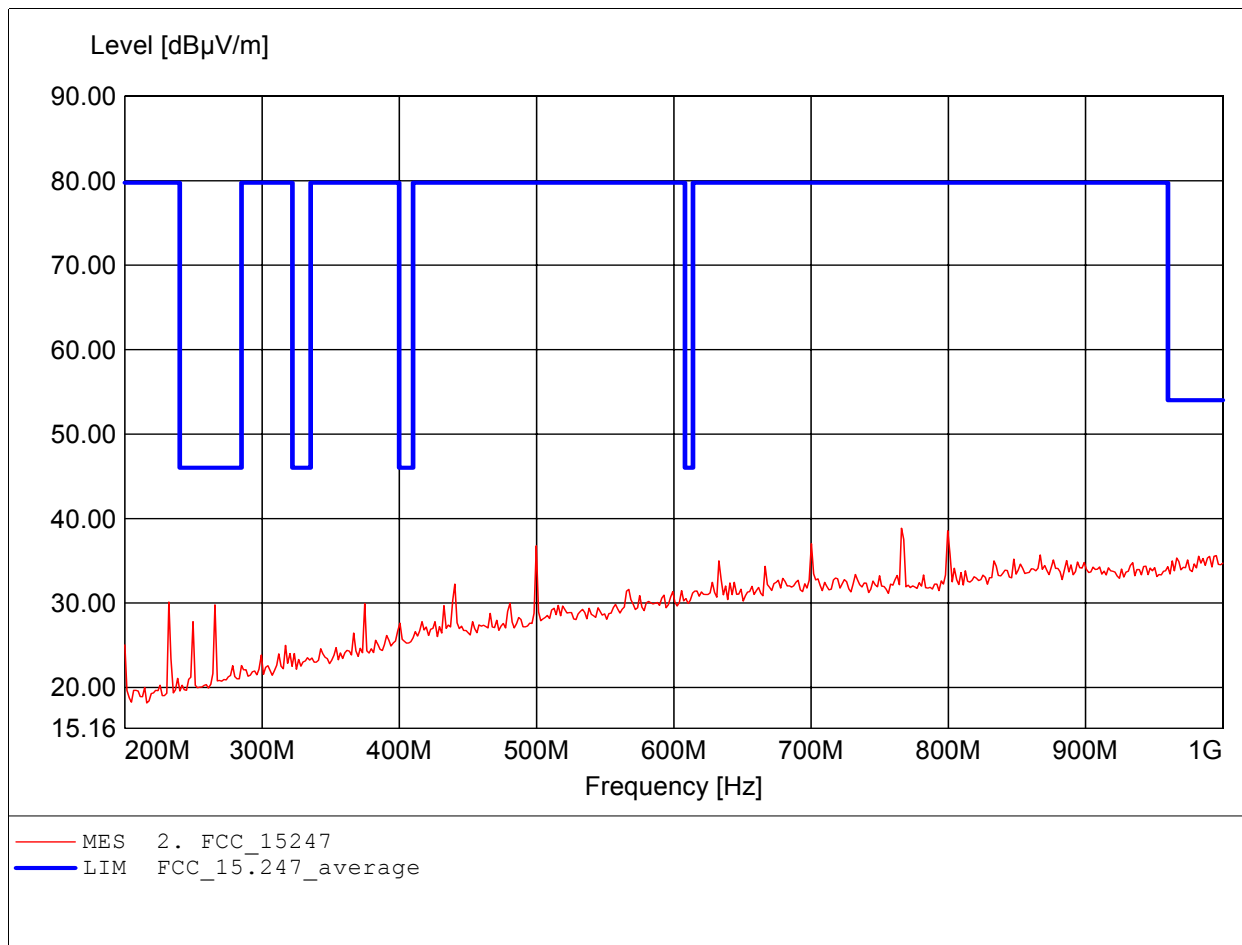
EUT: Enterprise Access Point 802.11b/g Dual-Radio  
MODEL NO.: 96-10 11G Channel 11 Antenna 1  
Approval Holder: Madge-Limited  
Test Site / Operator: ETS / Ken  
Temperature/Voltage: Temp.: 23°C/ Unom.: 120 VAC ( ac / dc Adapter )  
Test Specification: according to §15.247  
Comment 1: Dist.: 3m, Ant.: HK 116  
Freq: 133.226MHz, Emax: 38.35dBµV/m, RBW: 100kHz



# Spurious emissions Field Strength

## FCC RULES PART 15, SUBPART C

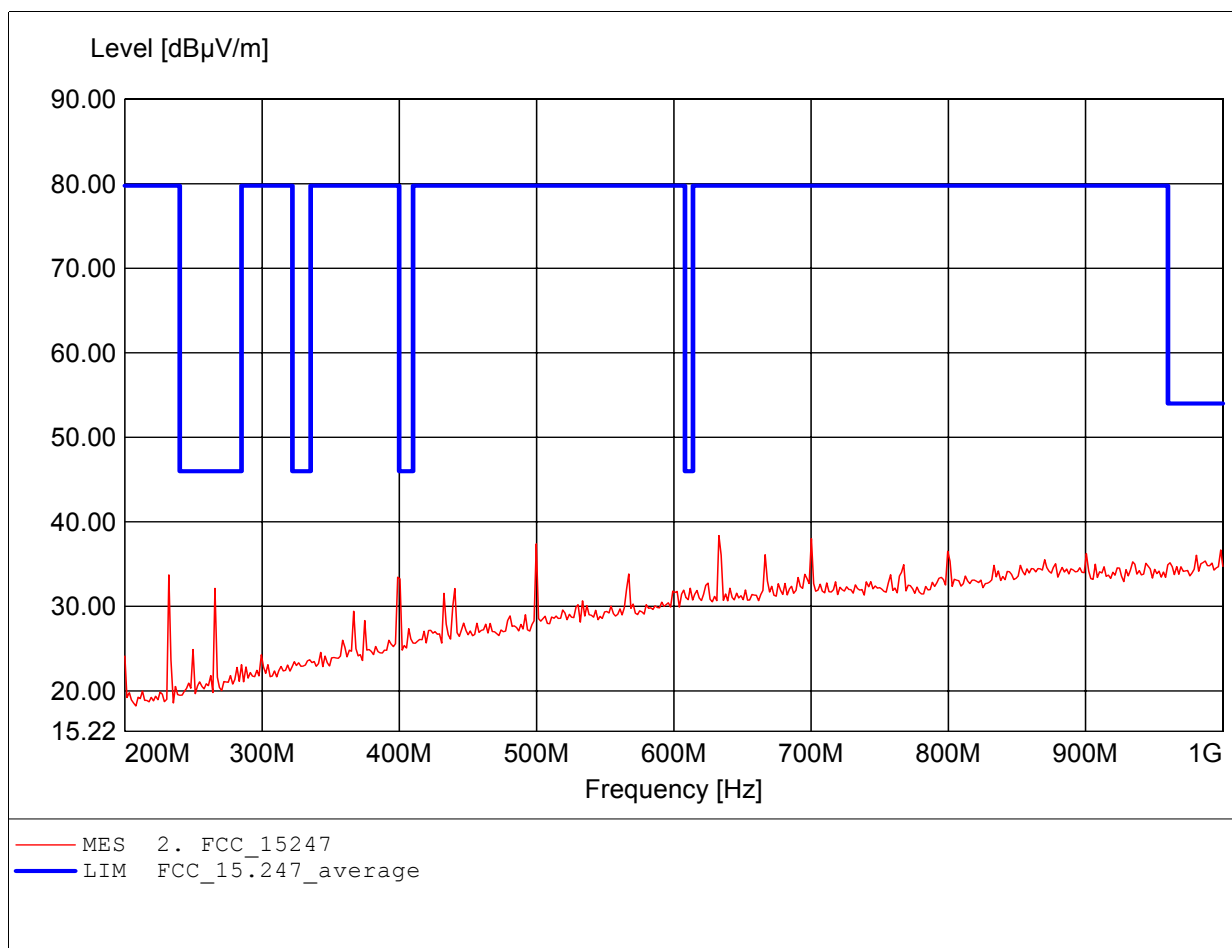
EUT: Enterprise Access Point 802.11b/g Dual-Radio  
MODEL NO.: 96-10 11G Channel 11 Antenna 1  
Approval Holder: Madge-Limited  
Test Site / Operator: ETS / Ken  
Temperature/Voltage: Temp.: 23°C/ Unom.: 120 VAC ( ac / dc Adapter )  
Test Specification: according to §15.247  
Comment 1: Dist.: 3m, Ant.: HL 223,  
Freq: 765.932MHz, Emax: 38.86dBµV/m, RBW: 100kHz



# Spurious emissions Field Strength

## FCC RULES PART 15, SUBPART C

EUT: Enterprise Access Point 802.11b/g Dual-Radio  
MODEL NO.: 96-10 11G Channel 11 Antenna 1  
Approval Holder: Madge-Limited  
Test Site / Operator: ETS / Ken  
Temperature/Voltage: Temp.: 23°C/ Unom.: 120 VAC ( ac / dc Adapter )  
Test Specification: according to §15.247  
Comment 1: Dist.: 3m, Ant.: HL 223,  
Freq: 632.866MHz, Emax: 38.39dBµV/m, RBW: 100kHz

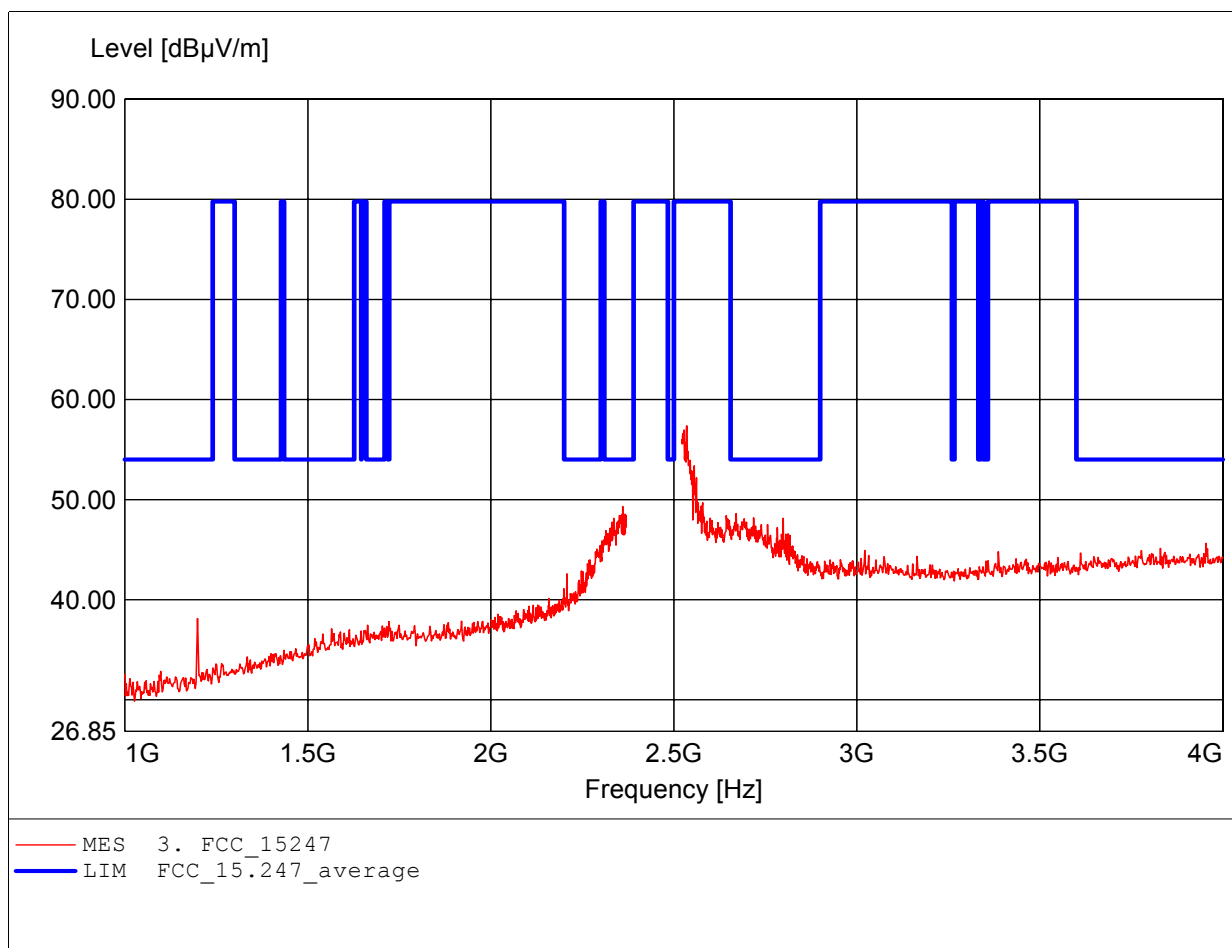




# Spurious emissions Field Strength

## FCC RULES PART 15, SUBPART C

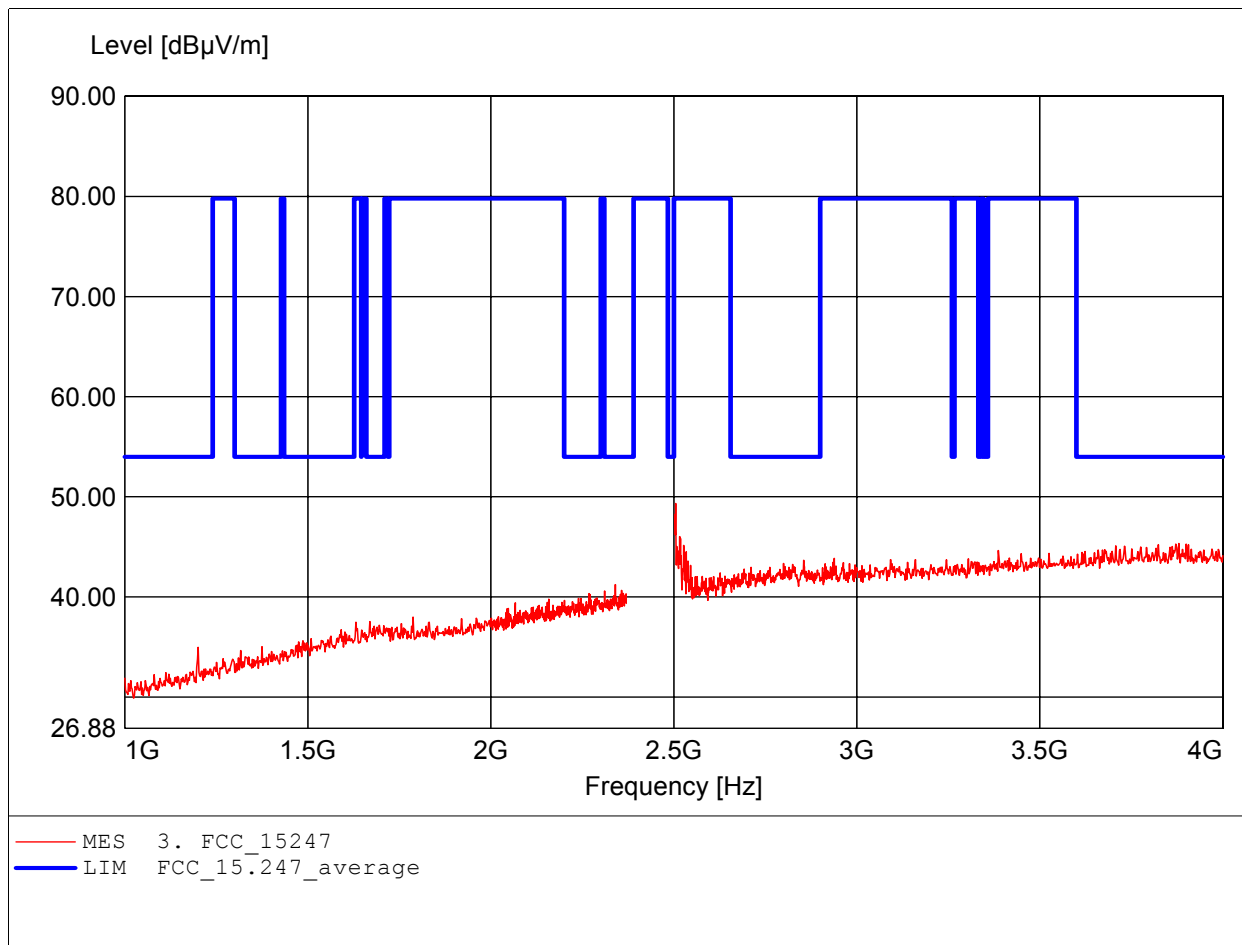
EUT: Enterprise Access Point 802.11b/g Dual-Radio  
MODEL NO.: 96-10 11G Channel 11 Antenna 1  
Approval Holder: Madge-Limited  
Test Site / Operator: ETS / Ken  
Temperature/Voltage: Temp.: 23°C/ Unom.: 120 VAC ( ac / dc Adapter )  
Test Specification: according to §15.247, peak detector  
Comment 1: Dist.: 3m, Ant.: HL025, amplif.  
Freq: 2.535GHz, Emax: 57.39dBµV/m, RBW: 1MHz



# Spurious emissions Field Strength

## FCC RULES PART 15, SUBPART C

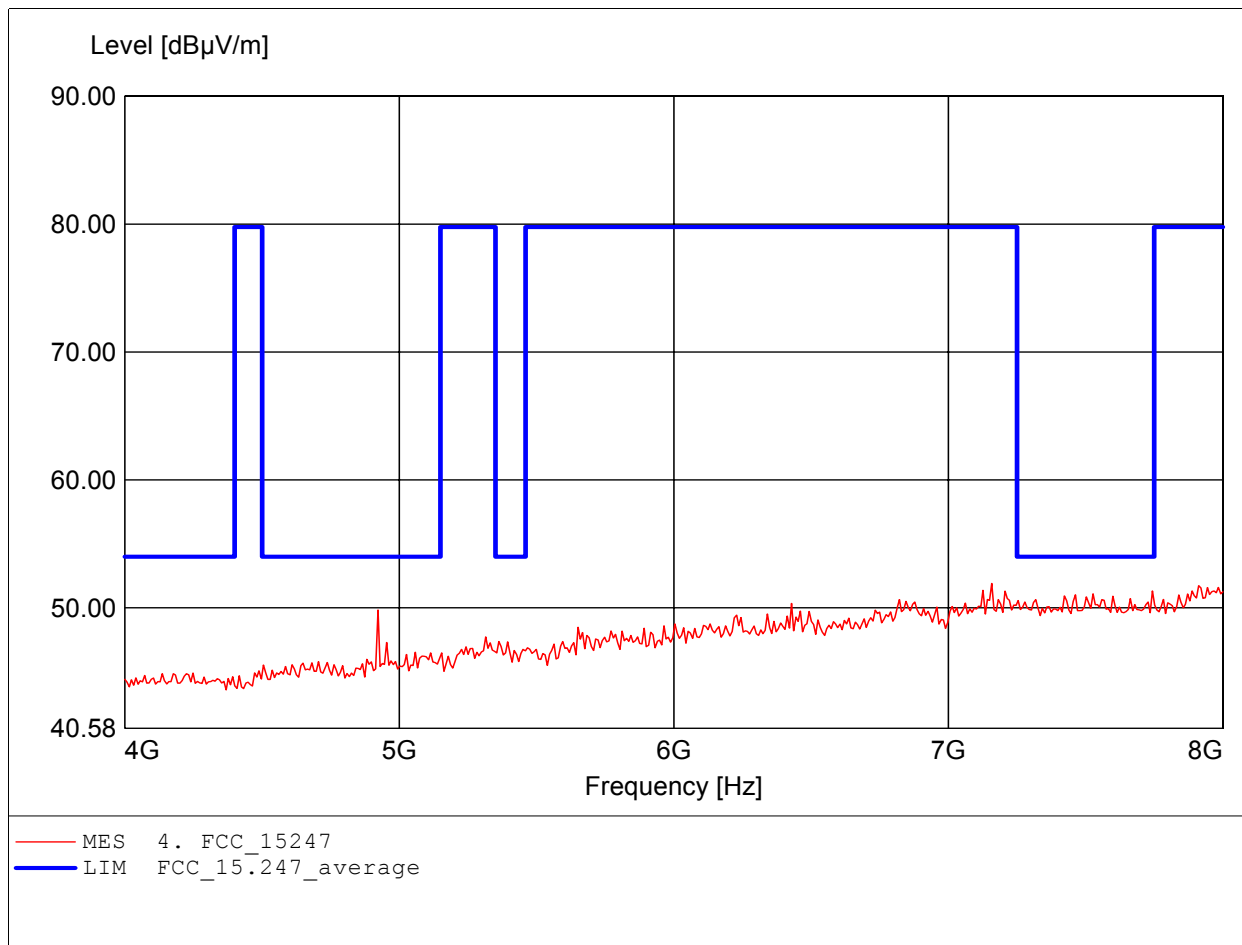
EUT: Enterprise Access Point 802.11b/g Dual-Radio  
MODEL NO.: 96-10 11G Channel 11 Antenna 1  
Approval Holder: Madge-Limited  
Test Site / Operator: ETS / Ken  
Temperature/Voltage: Temp.: 23°C/ Unom.: 120 VAC ( ac / dc Adapter )  
Test Specification: according to §15.247, peak detector  
Comment 1: Dist.: 3m, Ant.: HL025, amplif.  
Freq: 2.505GHz, Emax: 49.34dBµV/m, RBW: 1MHz



# Spurious emissions Field Strength

## FCC RULES PART 15, SUBPART C

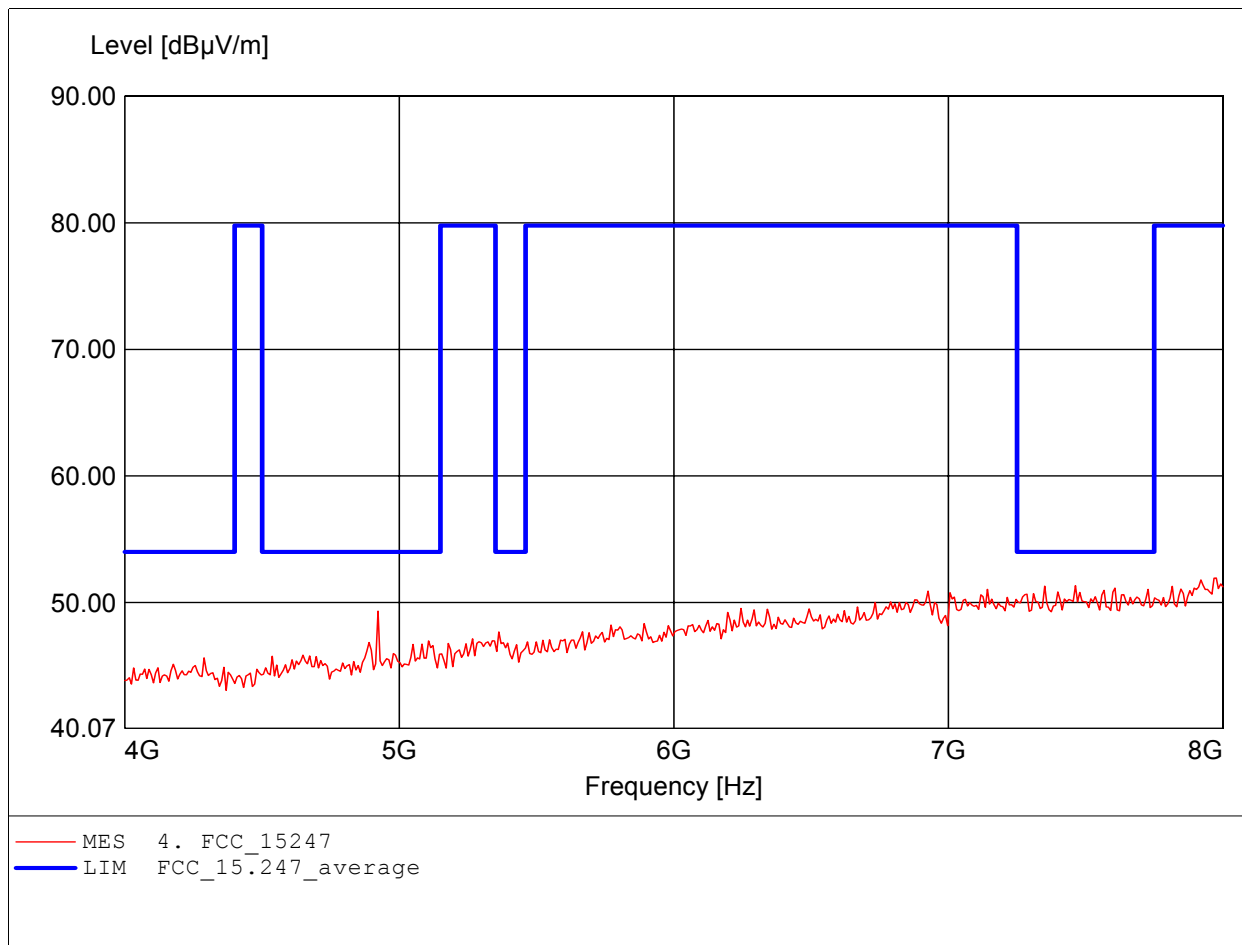
EUT: Enterprise Access Point 802.11b/g Dual-Radio  
MODEL NO.: 96-10 11G Channel 11 Antenna 1  
Approval Holder: Madge-Limited  
Test Site / Operator: ETS / Ken  
Temperature/Voltage: Temp.: 23°C/ Unom.: 120 VAC ( ac / dc Adapter )  
Test Specification: according to §15.247, peak detector  
Comment 1: Dist.: 3m, Ant.: HL025, ampl.+HP.  
Freq: 7.158GHz, Emax: 51.91dBµV/m, RBW: 1MHz



# Spurious emissions Field Strength

## FCC RULES PART 15, SUBPART C

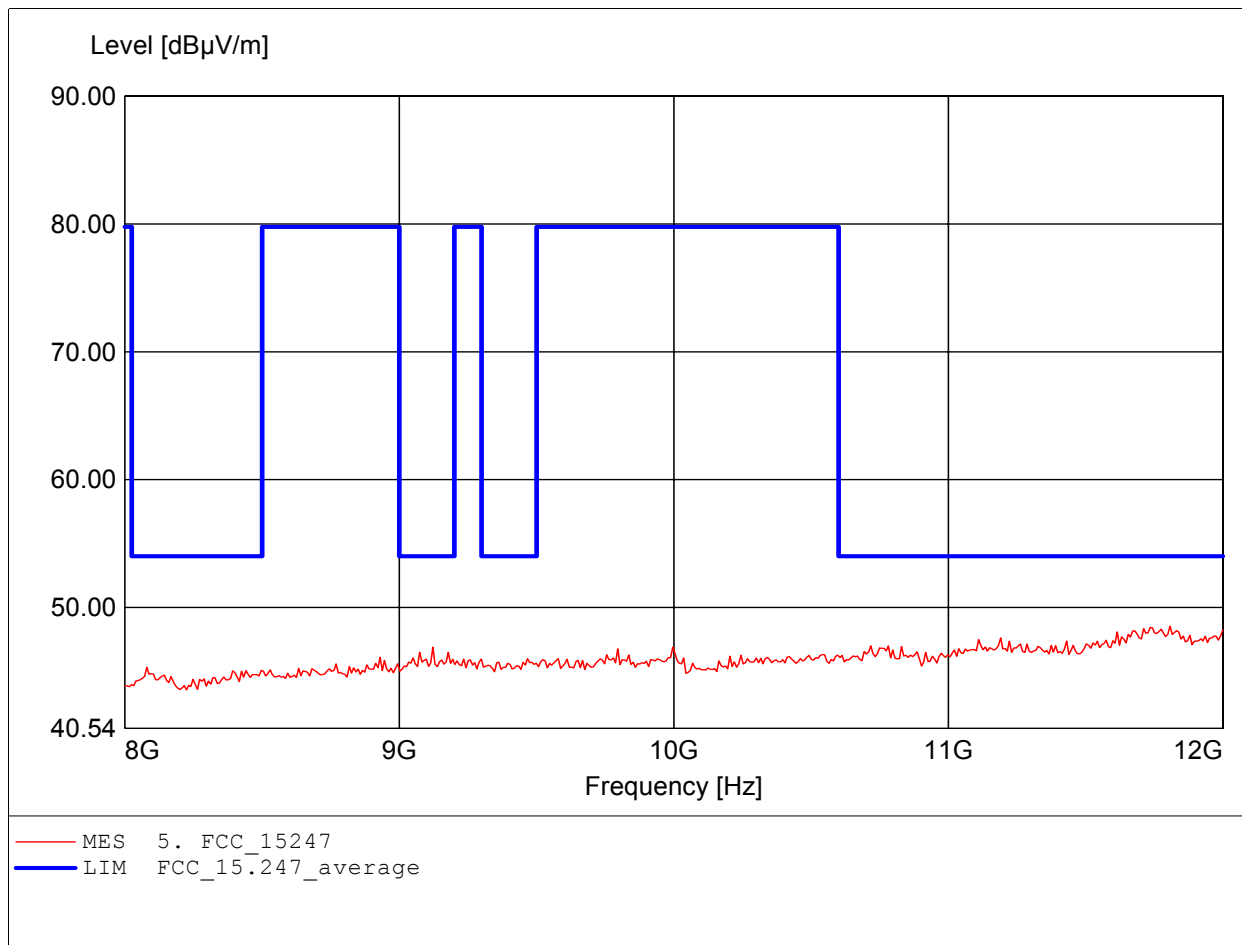
EUT: Enterprise Access Point 802.11b/g Dual-Radio  
MODEL NO.: 96-10 11G Channel 11 Antenna 1  
Approval Holder: Madge-Limited  
Test Site / Operator: ETS / Ken  
Temperature/Voltage: Temp.: 23°C/ Unom.: 120 VAC ( ac / dc Adapter )  
Test Specification: according to §15.247, peak detector  
Comment 1: Dist.: 3m, Ant.: HL025, ampl.+HP.  
Freq: 7.976GHz, Emax: 51.94dBµV/m, RBW: 1MHz



# Spurious emissions Field Strength

## FCC RULES PART 15, SUBPART C

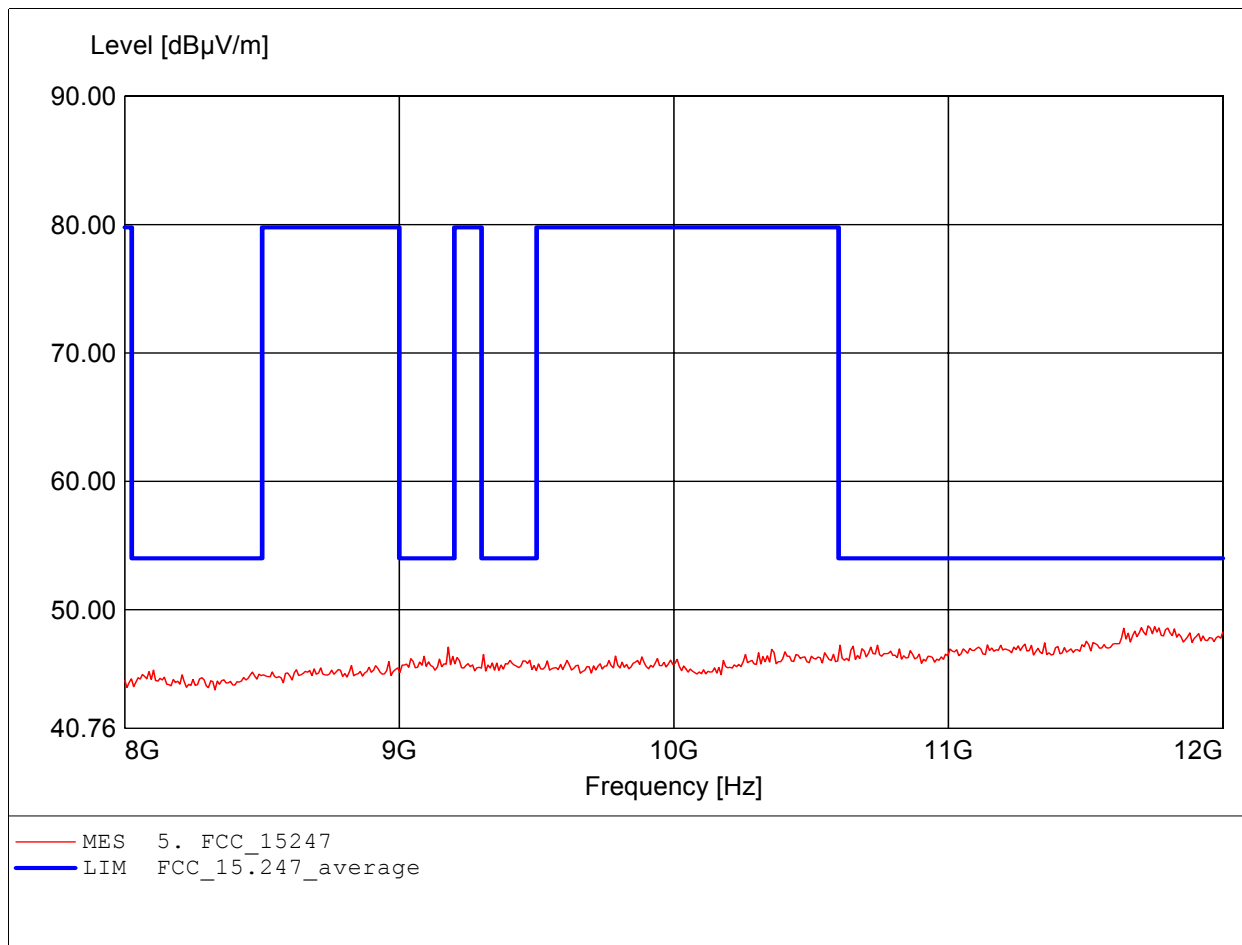
EUT: Enterprise Access Point 802.11b/g Dual-Radio  
MODEL NO.: 96-10 11G Channel 11 Antenna 1  
Approval Holder: Madge-Limited  
Test Site / Operator: ETS / Ken  
Temperature/Voltage: Temp.: 23°C/ Unom.: 120 VAC ( ac / dc Adapter )  
Test Specification: according to §15.247, peak detector  
Comment 1: Dist.: 3m, Ant.: HL025, ampl.+HP.  
Freq: 11.808GHz, Emax: 48.52dBμV/m, RBW: 1MHz



# Spurious emissions Field Strength

## FCC RULES PART 15, SUBPART C

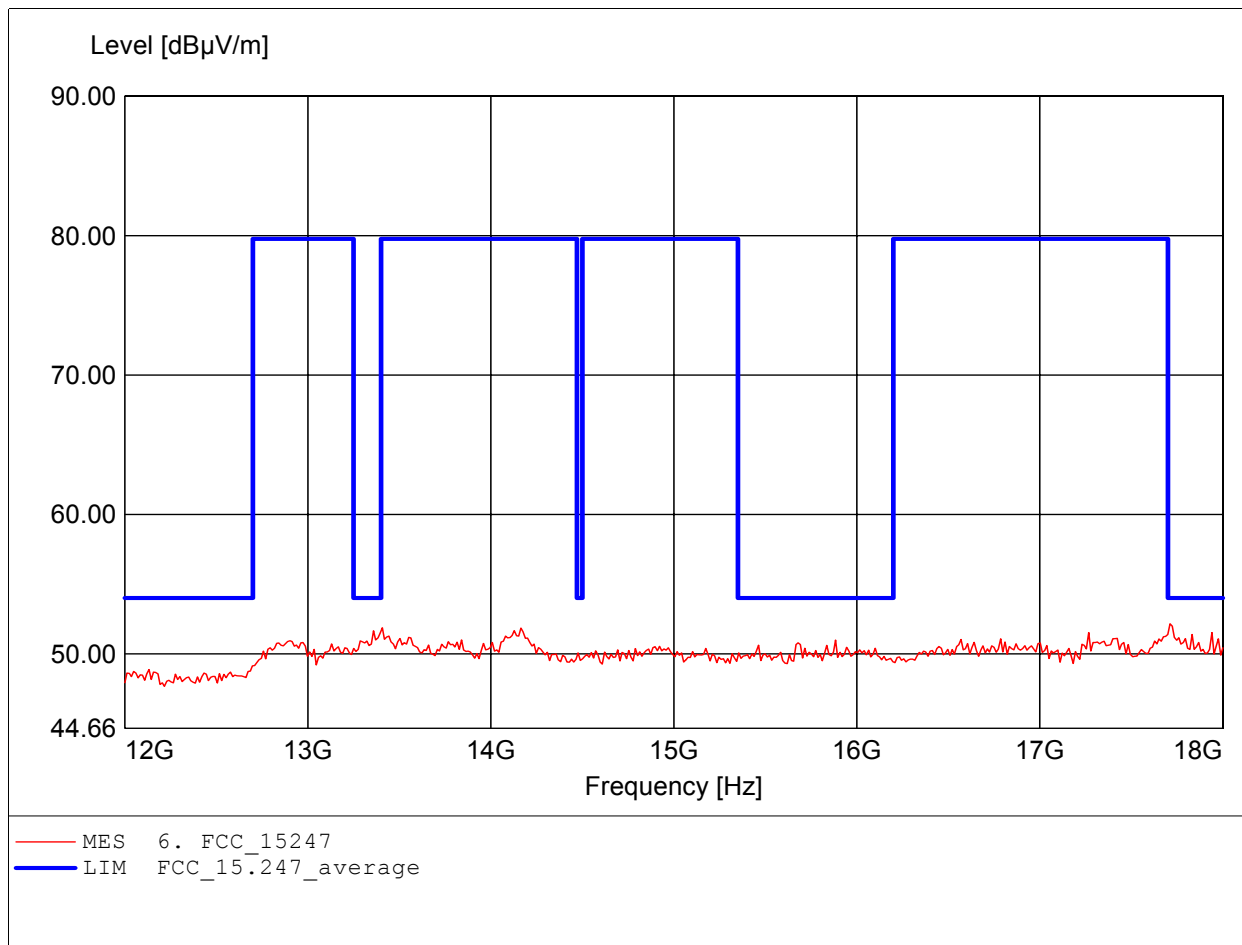
EUT: Enterprise Access Point 802.11b/g Dual-Radio  
MODEL NO.: 96-10 11G Channel 11 Antenna 1  
Approval Holder: Madge-Limited  
Test Site / Operator: ETS / Ken  
Temperature/Voltage: Temp.: 23°C/ Unom.: 120 VAC ( ac / dc Adapter )  
Test Specification: according to §15.247, peak detector  
Comment 1: Dist.: 3m, Ant.: HL025, ampl.+HP.  
Freq: 11.727GHz, Emax: 48.74dBμV/m, RBW: 1MHz



# Spurious emissions Field Strength

## FCC RULES PART 15, SUBPART C

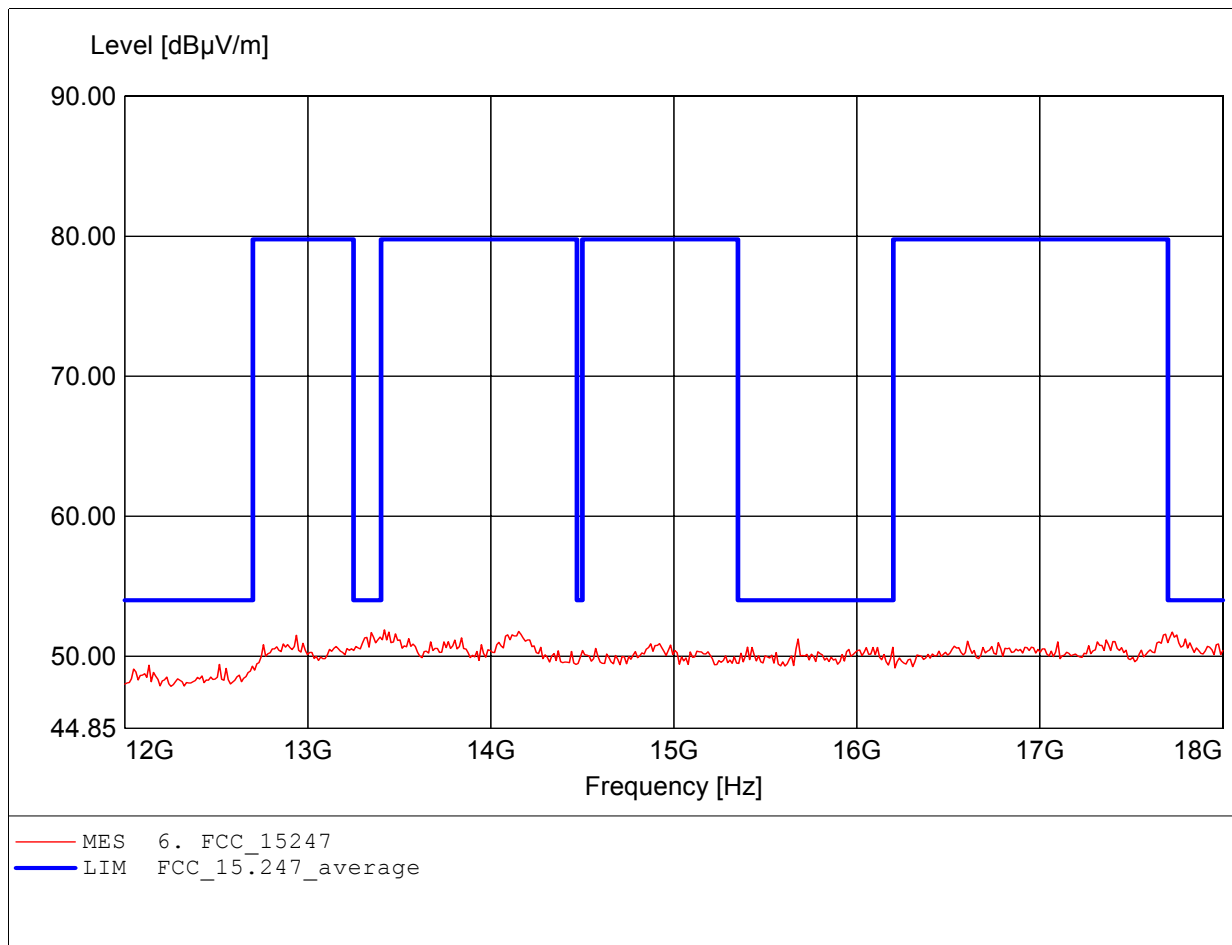
EUT: Enterprise Access Point 802.11b/g Dual-Radio  
MODEL NO.: 96-10 11G Channel 11 Antenna 1  
Approval Holder: Madge-Limited  
Test Site / Operator: ETS / Ken  
Temperature/Voltage: Temp.: 23°C/ Unom.: 120 VAC ( ac / dc Adapter )  
Test Specification: according to §15.247, peak detector  
Comment 1: Dist.: 3m, Ant.: HL025, ampl.+HP.  
Freq: 17.711GHz, Emax: 52.16dBµV/m, RBW: 1MHz



# Spurious emissions Field Strength

## FCC RULES PART 15, SUBPART C

EUT: Enterprise Access Point 802.11b/g Dual-Radio  
MODEL NO.: 96-10 11G Channel 11 Antenna 1  
Approval Holder: Madge-Limited  
Test Site / Operator: ETS / Ken  
Temperature/Voltage: Temp.: 23°C/ Unom.: 120 VAC ( ac / dc Adapter )  
Test Specification: according to §15.247, peak detector  
Comment 1: Dist.: 3m, Ant.: HL025, ampl.+HP.  
Freq: 13.419GHz, Emax: 51.88dBµV/m, RBW: 1MHz

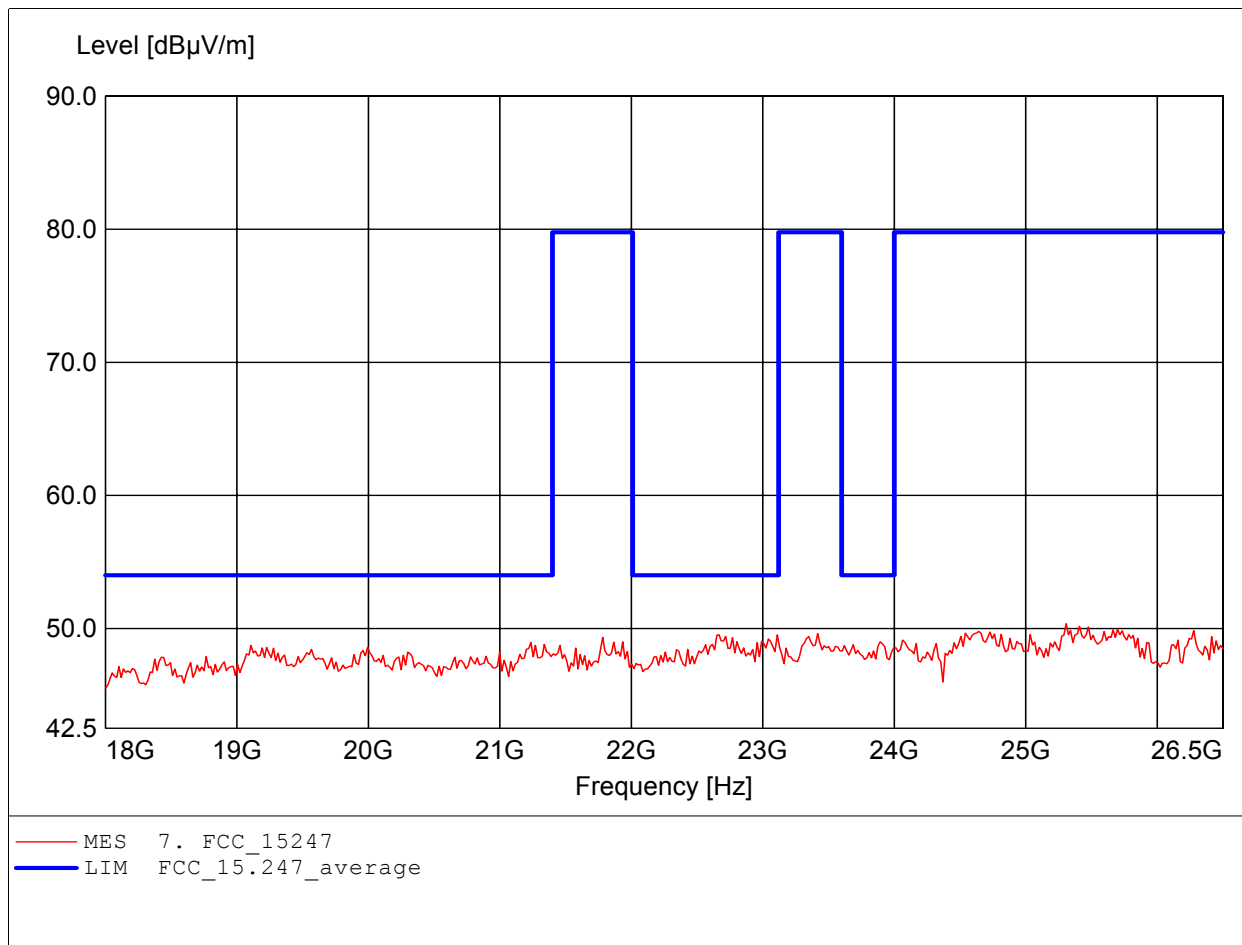




# Spurious emissions Field Strength

## FCC RULES PART 15, SUBPART C

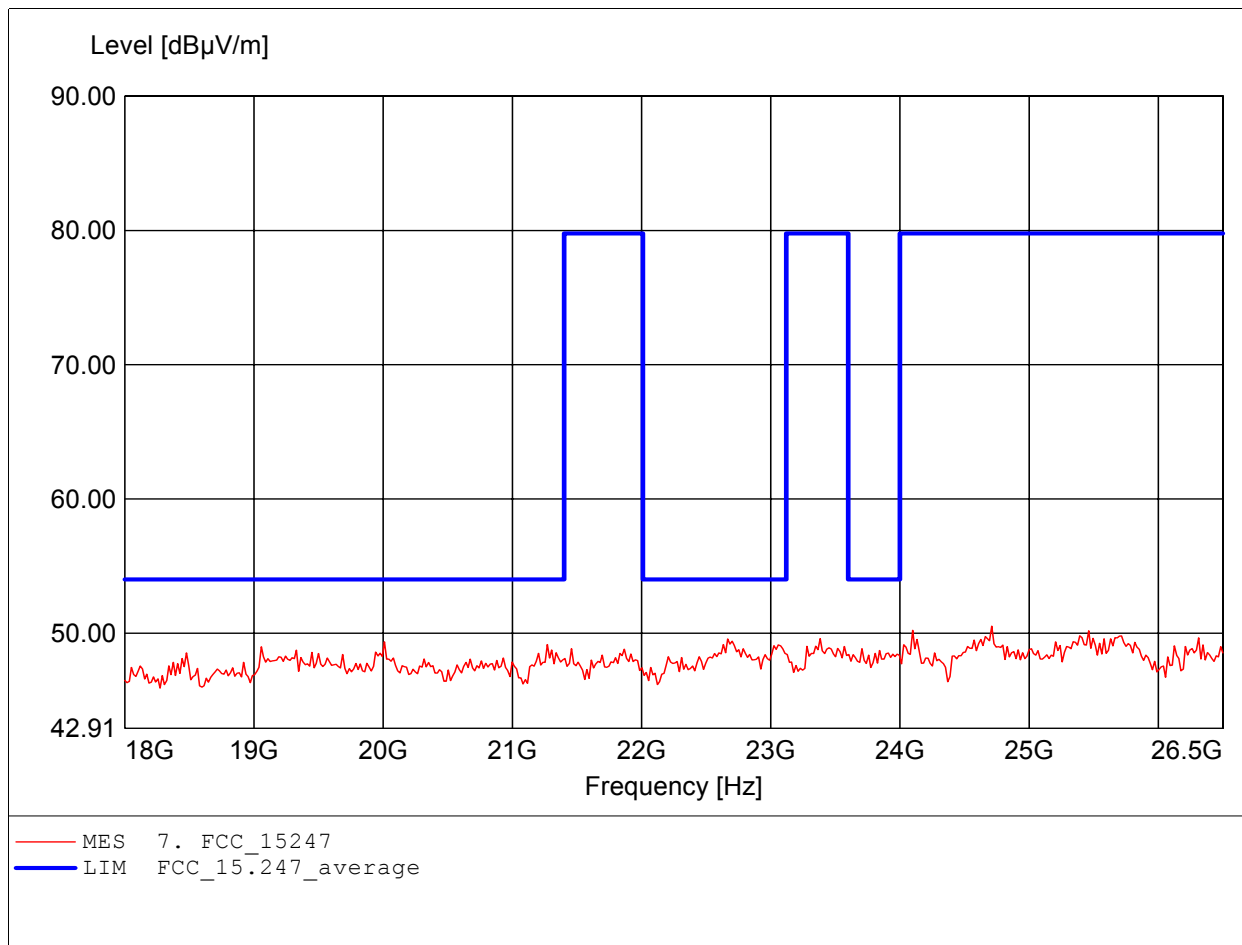
EUT: Enterprise Access Point 802.11b/g Dual-Radio  
MODEL NO.: 96-10 11G Channel 11 Antenna 1  
Approval Holder: Madge-Limited  
Test Site / Operator: ETS / Ken  
Temperature/Voltage: Temp.: 23°C/ Unom.: 120 VAC ( ac / dc Adapter )  
Test Specification: according to §15.247, peak detector  
Comment 1: Dist.: 3m, Ant.: HL025, amplif.  
Freq: 25.308GHz, Emax: 50.35dBμV/m, RBW: 1MHz



# Spurious emissions Field Strength

## FCC RULES PART 15, SUBPART C

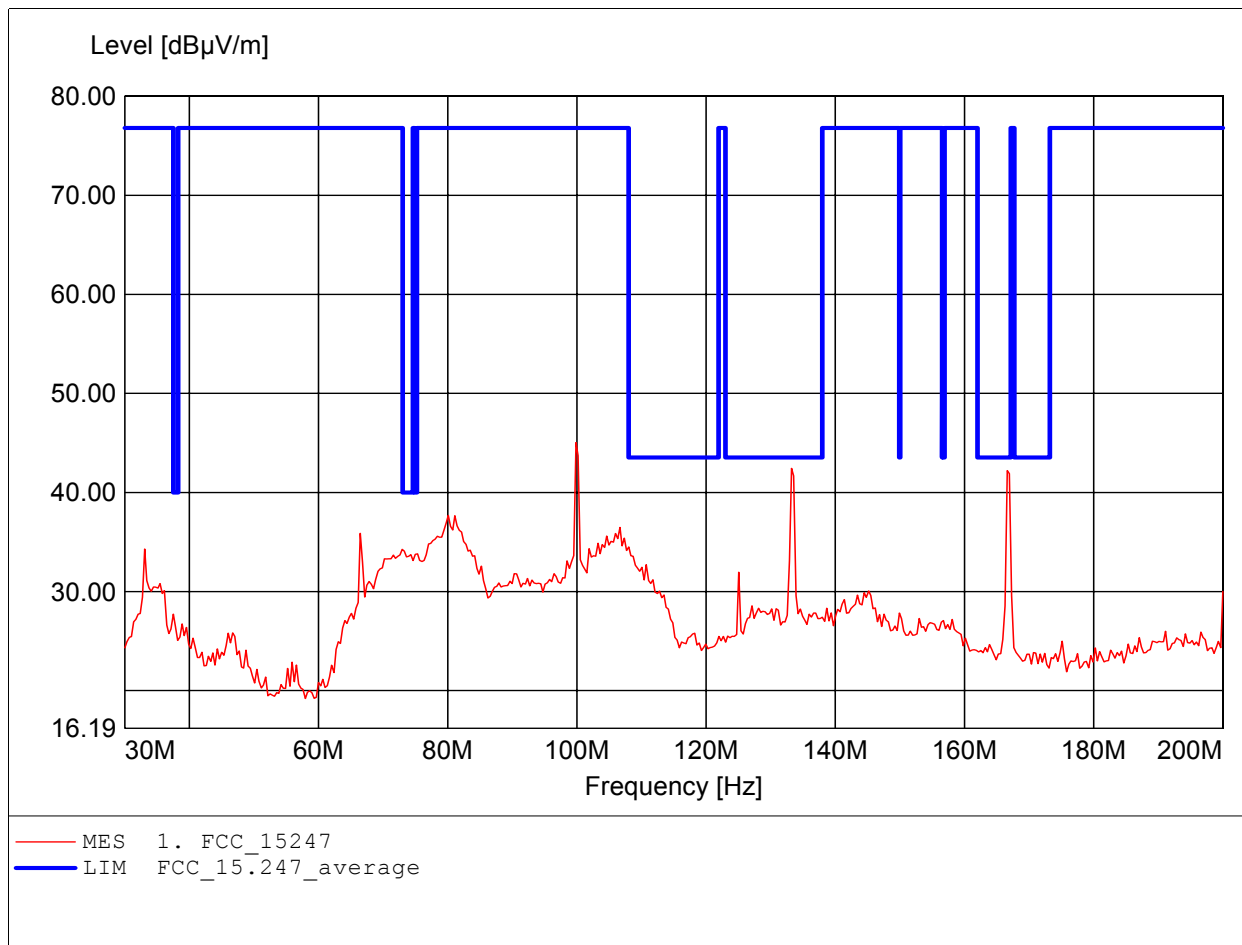
EUT: Enterprise Access Point 802.11b/g Dual-Radio  
MODEL NO.: 96-10 11G Channel 11 Antenna 1  
Approval Holder: Madge-Limited  
Test Site / Operator: ETS / Ken  
Temperature/Voltage: Temp.: 23°C/ Unom.: 120 VAC ( ac / dc Adapter )  
Test Specification: according to §15.247, peak detector  
Comment 1: Dist.: 3m, Ant.: HL025, amplif.  
Freq: 24.711GHz, Emax: 50.52dBµV/m, RBW: 1MHz



# Spurious emissions Field Strength

## FCC RULES PART 15, SUBPART C

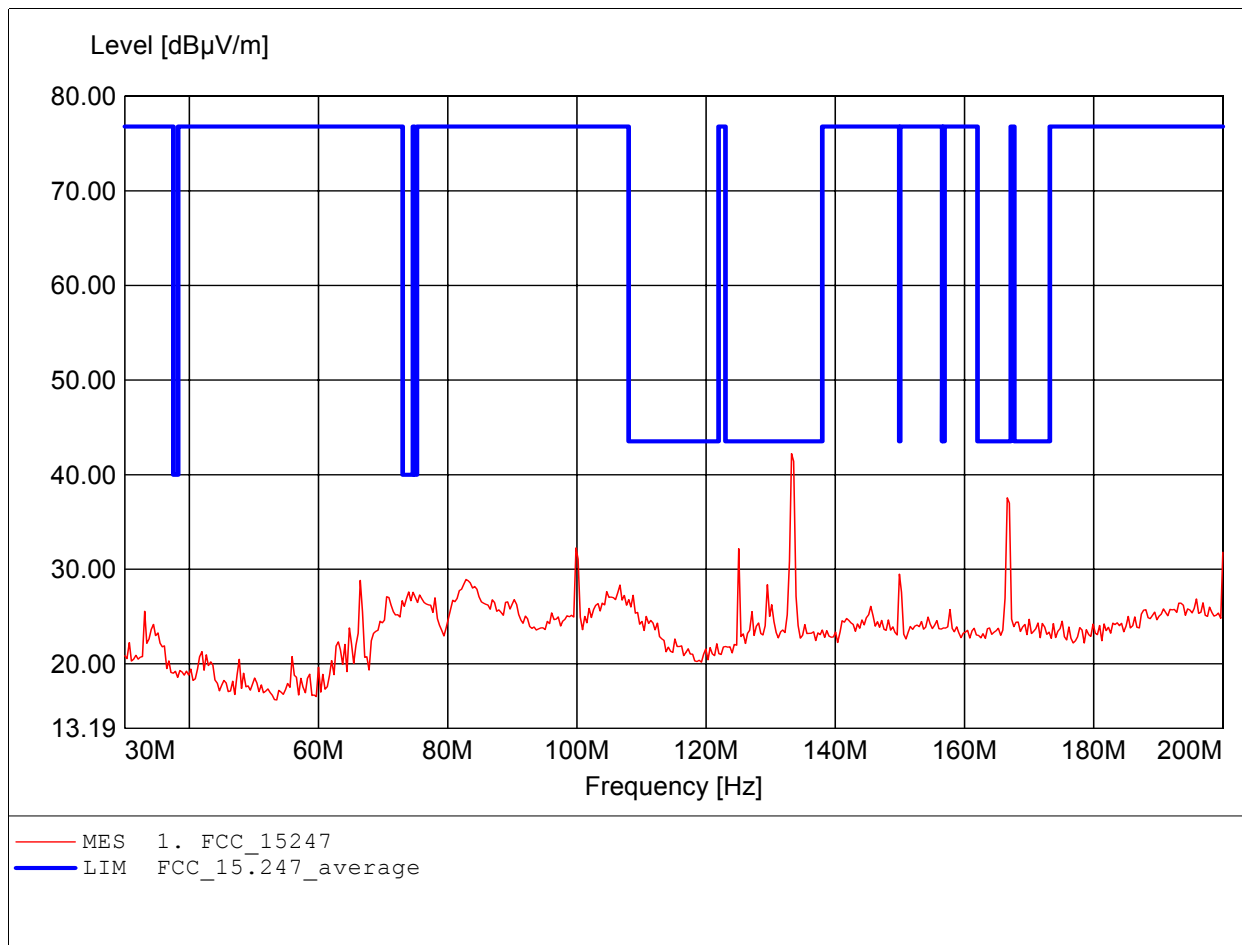
EUT: Enterprise Access Point 802.11b/g Dual-Radio  
MODEL NO.: 96-10 11G Channel 1 Antenna 2  
Approval Holder: Madge-Limited  
Test Site / Operator: ETS / Ken  
Temperature/Voltage: Temp.: 23°C/ Unom.: 120 VAC ( ac / dc Adapter )  
Test Specification: according to §15.247  
Comment 1: Dist.: 3m, Ant.: HK 116  
Freq: 99.840MHz, Emax: 45.04dBµV/m, RBW: 100kHz



# Spurious emissions Field Strength

## FCC RULES PART 15, SUBPART C

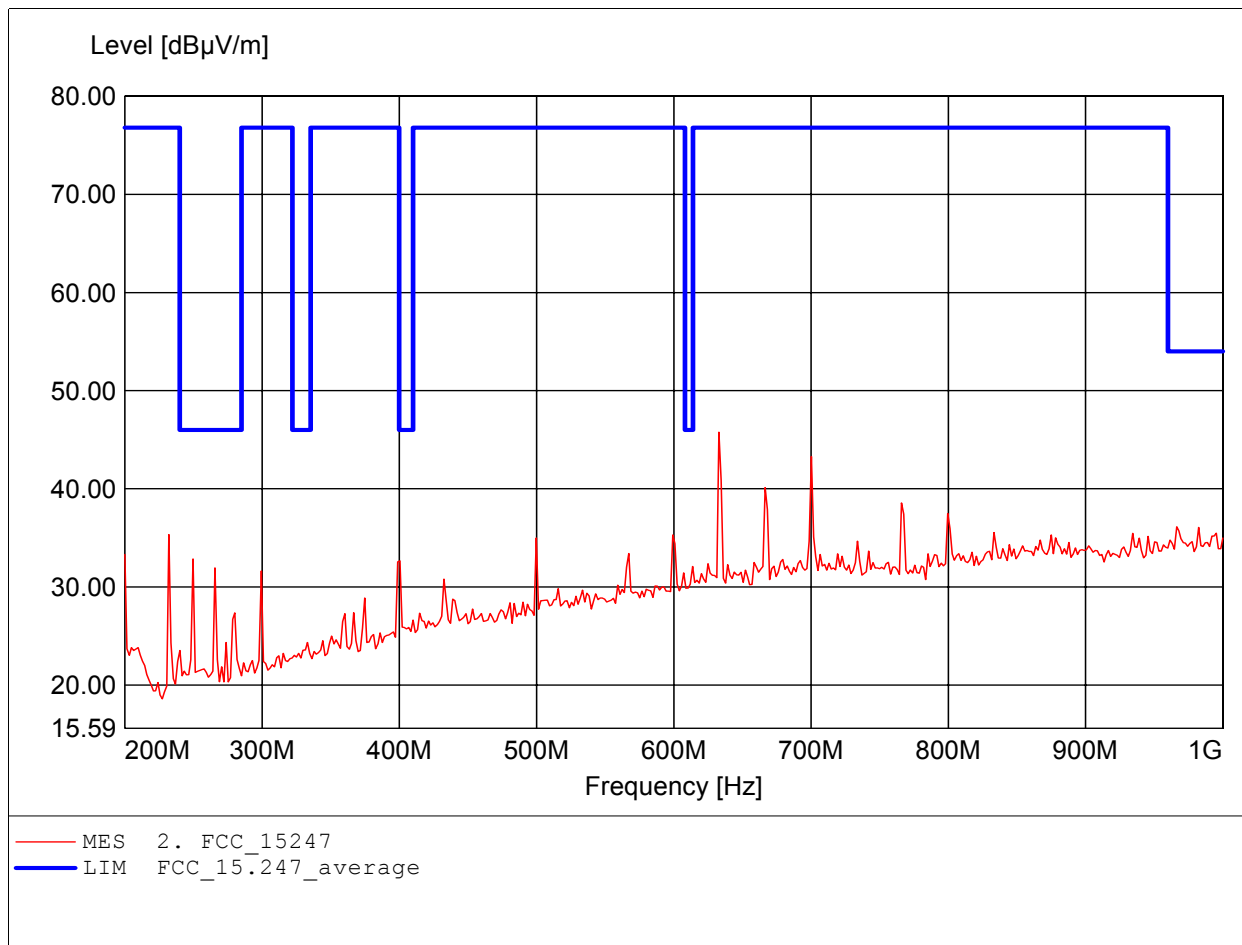
EUT: Enterprise Access Point 802.11b/g Dual-Radio  
MODEL NO.: 96-10 11G Channel 1 Antenna 2  
Approval Holder: Madge-Limited  
Test Site / Operator: ETS / Ken  
Temperature/Voltage: Temp.: 23°C/ Unom.: 120 VAC ( ac / dc Adapter )  
Test Specification: according to §15.247  
Comment 1: Dist.: 3m, Ant.: HK 116  
Freq: 133.226MHz, Emax: 42.22dBµV/m, RBW: 100kHz



# Spurious emissions Field Strength

## FCC RULES PART 15, SUBPART C

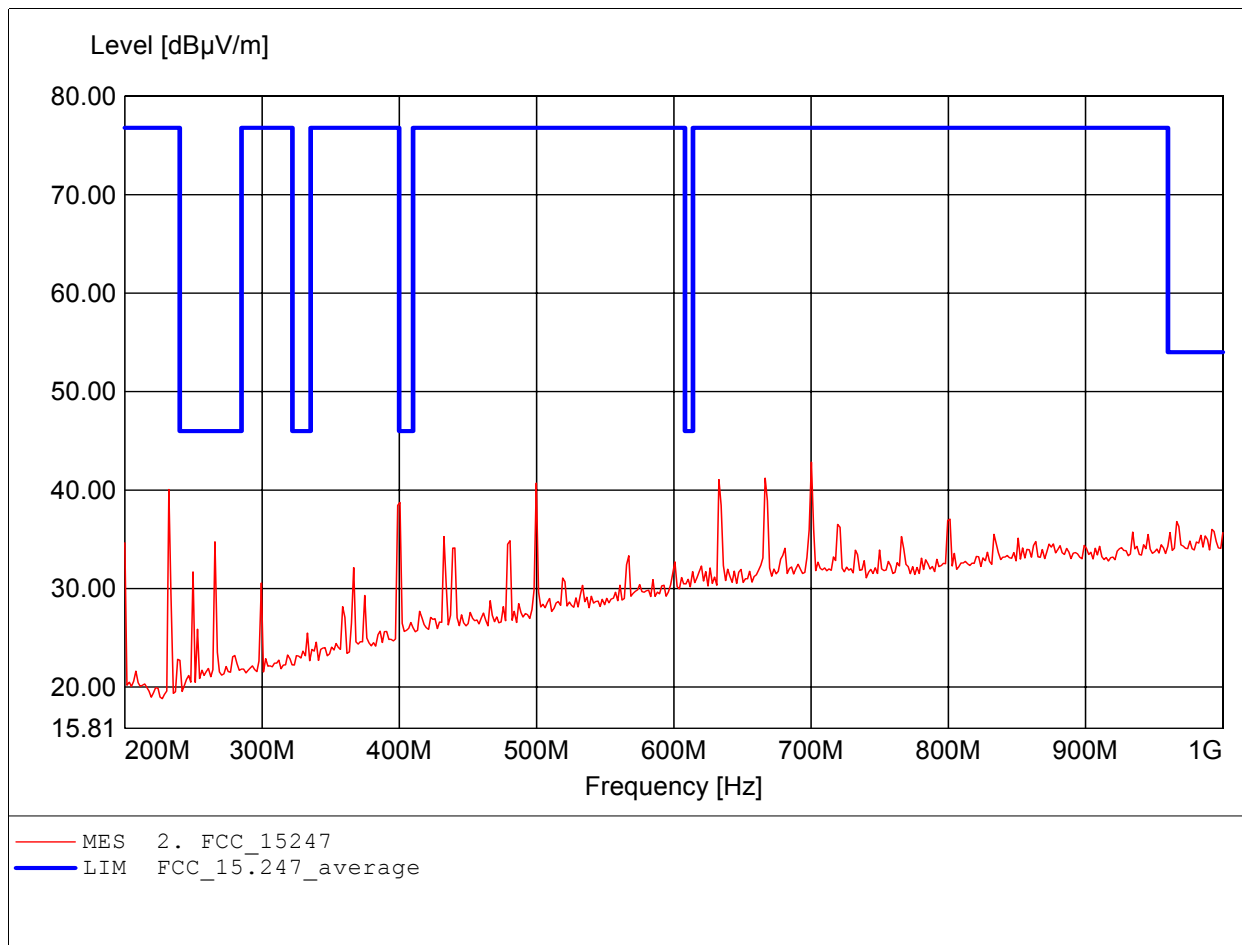
EUT: Enterprise Access Point 802.11b/g Dual-Radio  
MODEL NO.: 96-10 11G Channel 1 Antenna 2  
Approval Holder: Madge-Limited  
Test Site / Operator: ETS / Ken  
Temperature/Voltage: Temp.: 23°C/ Unom.: 120 VAC ( ac / dc Adapter )  
Test Specification: according to §15.247  
Comment 1: Dist.: 3m, Ant.: HL 223,  
Freq: 632.866MHz, Emax: 45.77dBµV/m, RBW: 100kHz



# Spurious emissions Field Strength

## FCC RULES PART 15, SUBPART C

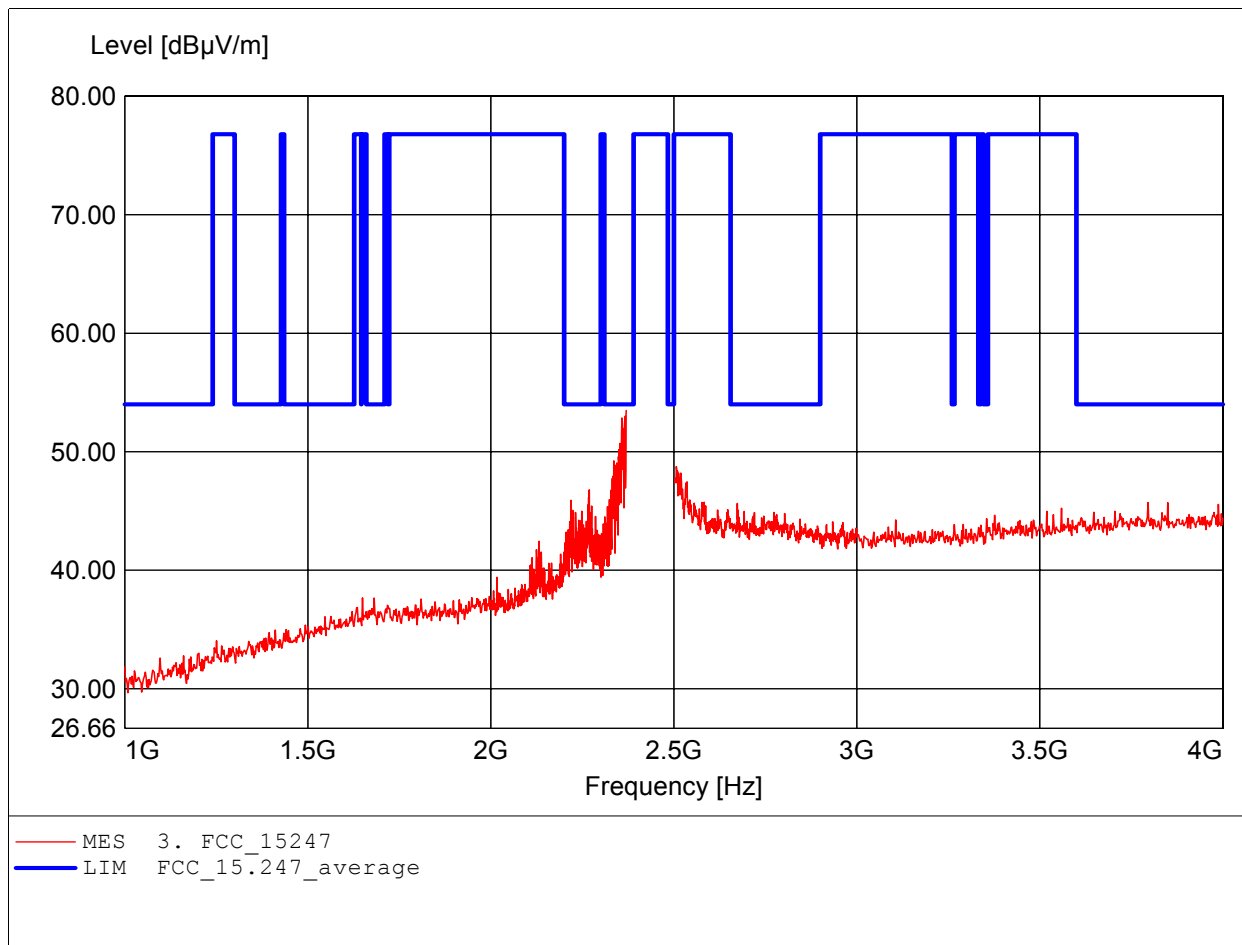
EUT: Enterprise Access Point 802.11b/g Dual-Radio  
MODEL NO.: 96-10 11G Channel 1 Antenna 2  
Approval Holder: Madge-Limited  
Test Site / Operator: ETS / Ken  
Temperature/Voltage: Temp.: 23°C/ Unom.: 120 VAC ( ac / dc Adapter )  
Test Specification: according to §15.247  
Comment 1: Dist.: 3m, Ant.: HL 223,  
Freq: 700.200MHz, Emax: 42.84dBµV/m, RBW: 100kHz



# Spurious emissions Field Strength

## FCC RULES PART 15, SUBPART C

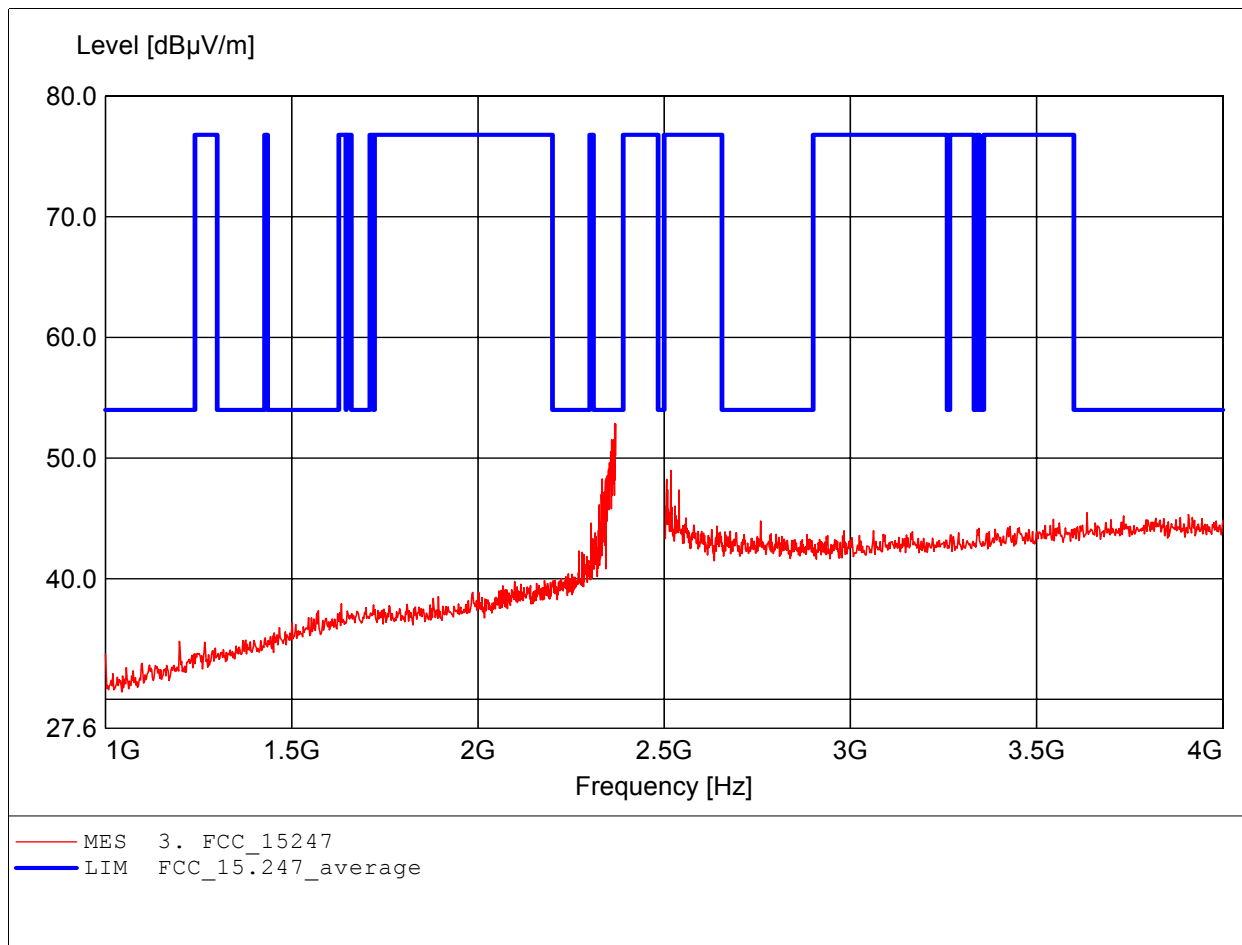
EUT: Enterprise Access Point 802.11b/g Dual-Radio  
MODEL NO.: 96-10 11G Channel 1 Antenna 2  
Approval Holder: Madge-Limited  
Test Site / Operator: ETS / Orville Chang  
Temperature/Voltage: Temp.: 23°C/ Unom.: 120 VAC ( ac / dc Adapter )  
Test Specification: according to §15.247, peak detector  
Comment 1: Dist.: 3m, Ant.: HL025, amplif.  
Freq: 2.370GHz, Emax: 53.49dBµV/m, RBW: 1MHz



# Spurious emissions Field Strength

## FCC RULES PART 15, SUBPART C

EUT: Enterprise Access Point 802.11b/g Dual-Radio  
MODEL NO.: 96-10 11G Channel 1 Antenna 2  
Approval Holder: Madge-Limited  
Test Site / Operator: ETS / Orville Chang  
Temperature/Voltage: Temp.: 23°C/ Unom.: 120 VAC ( ac / dc Adapter )  
Test Specification: according to §15.247, peak detector  
Comment 1: Dist.: 3m, Ant.: HL025, amplif.  
Freq: 2.369GHz, Emax: 52.84dBµV/m, RBW: 1MHz

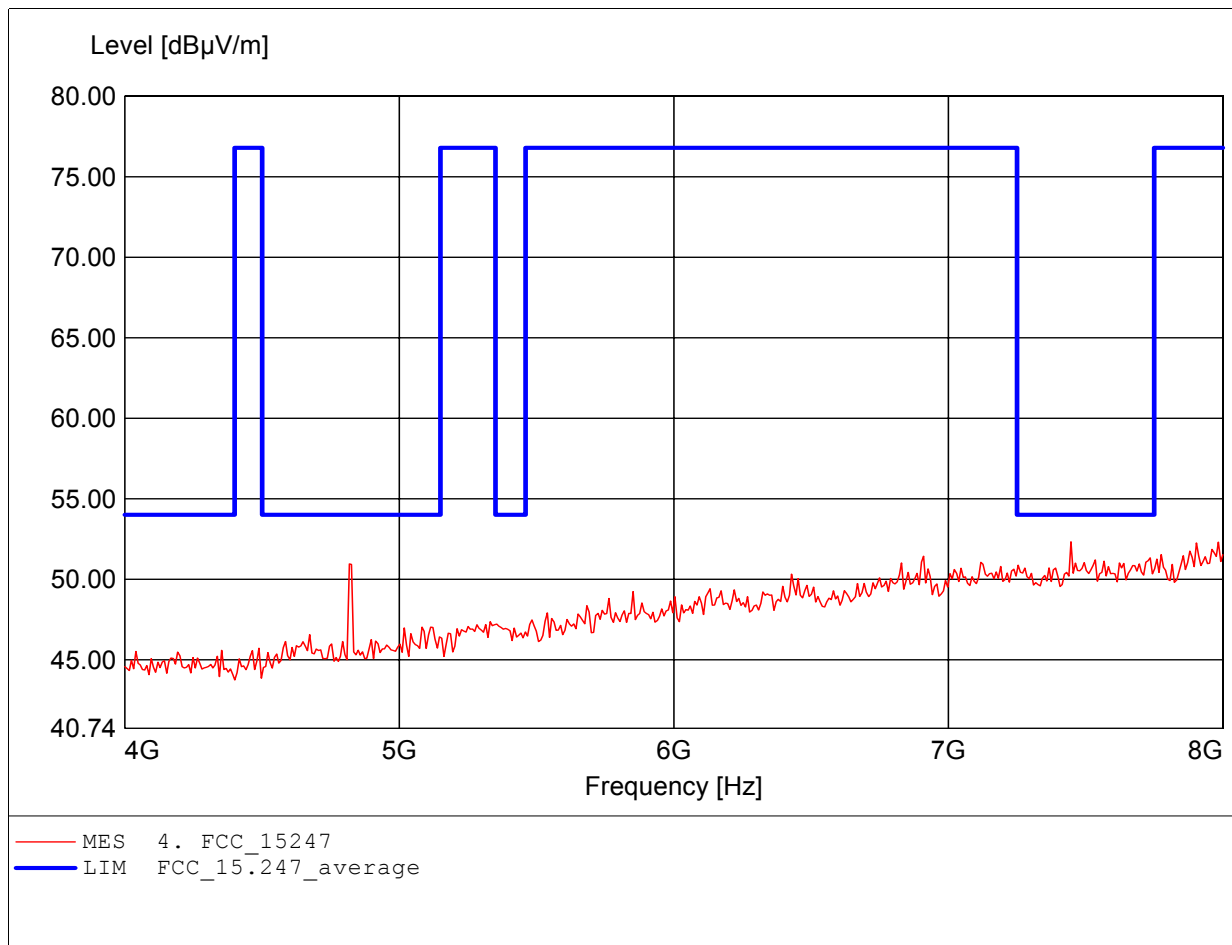




# Spurious emissions Field Strength

## FCC RULES PART 15, SUBPART C

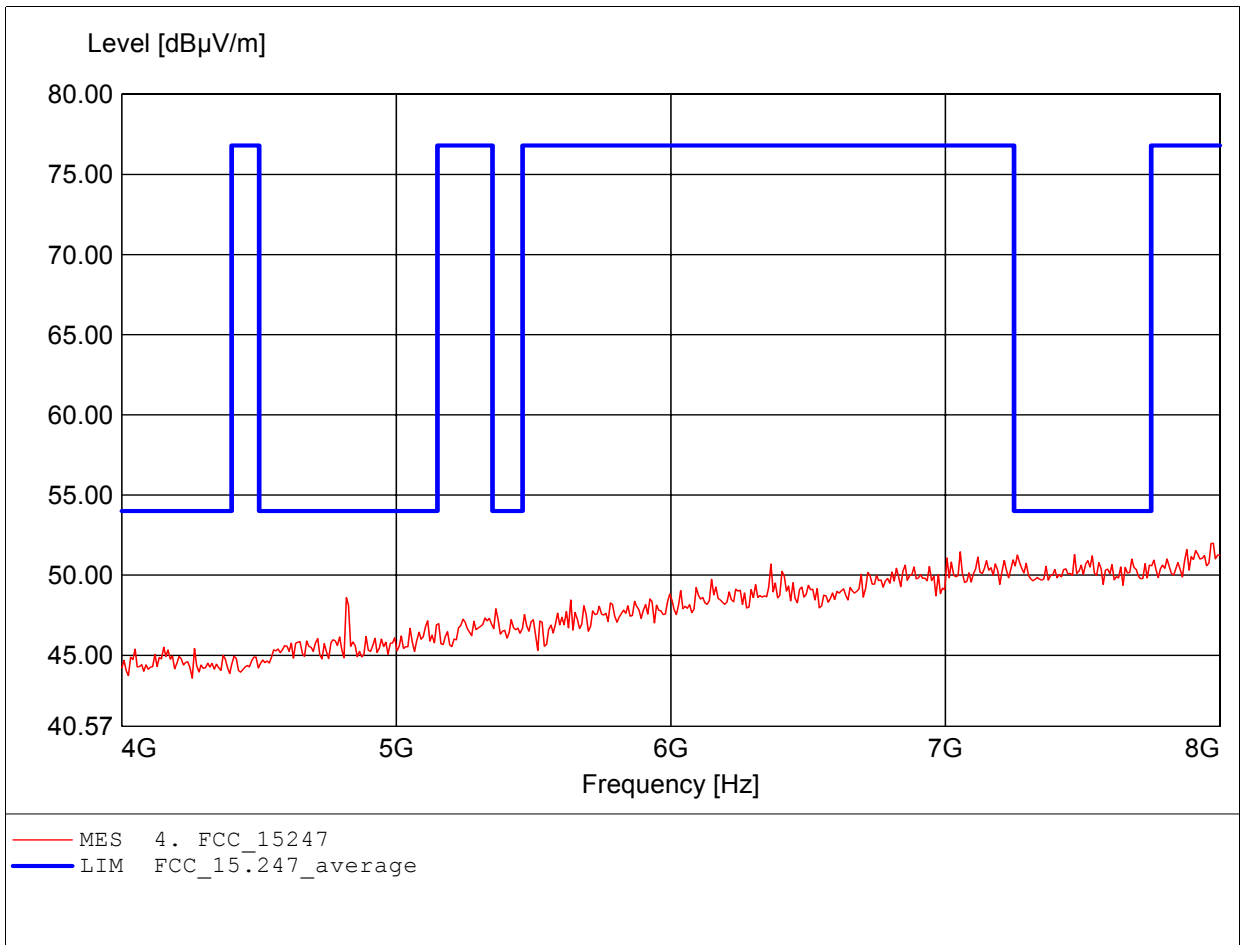
EUT: Enterprise Access Point 802.11b/g Dual-Radio  
MODEL NO.: 96-10 11G Channel 1 Antenna 2  
Approval Holder: Madge-Limited  
Test Site / Operator: ETS / Orville Chang  
Temperature/Voltage: Temp.: 23°C/ Unom.: 120 VAC ( ac / dc Adapter )  
Test Specification: according to §15.247, peak detector  
Comment 1: Dist.: 3m, Ant.: HL025, ampl.+HP.  
Freq: 7.447GHz, Emax: 52.32dBuV/m, RBW: 1MHz



**Spurious emissions Field Strength**

**FCC RULES PART 15, SUBPART C**

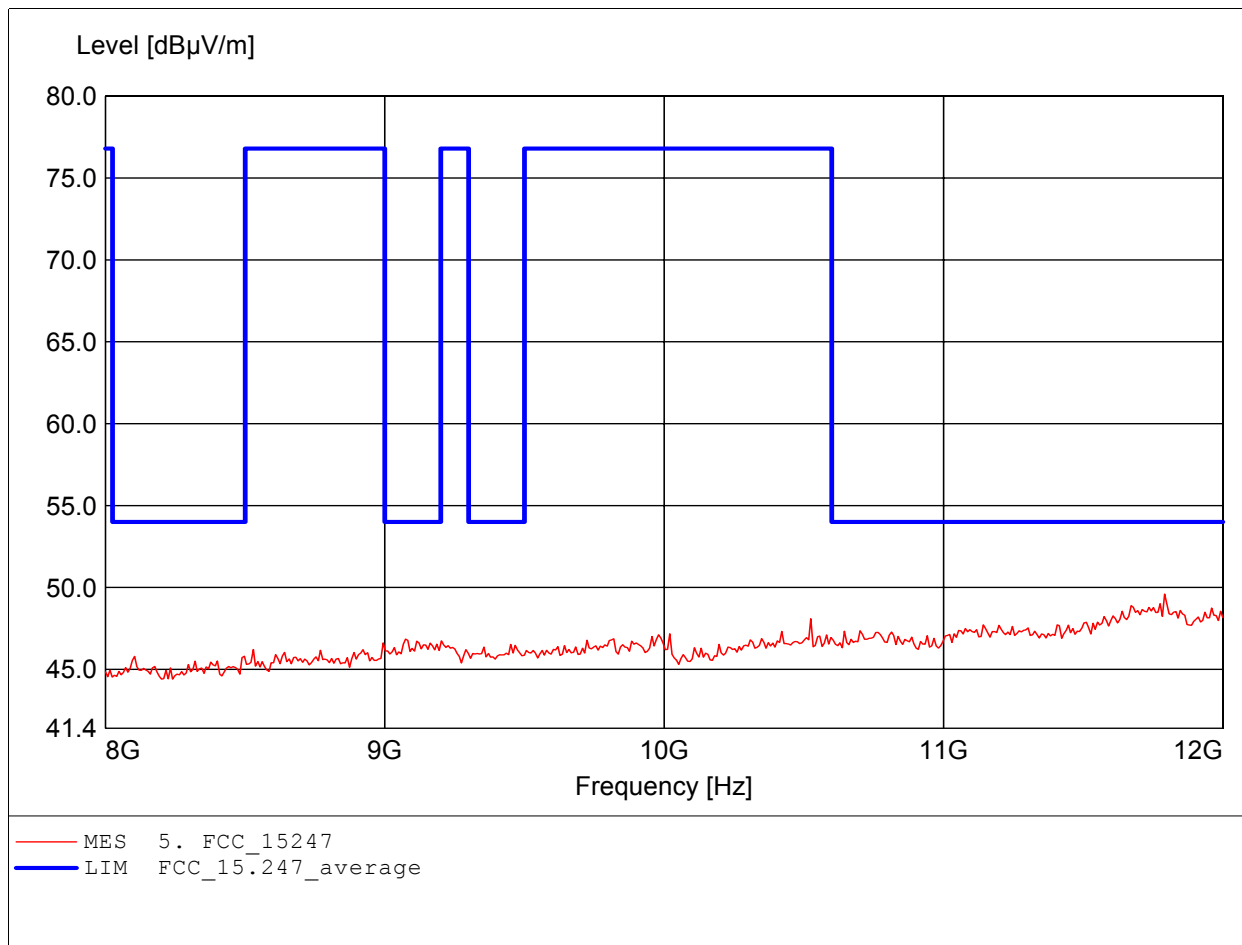
EUT: Enterprise Access Point 802.11b/g Dual-Radio  
MODEL NO.: 96-10 11G Channel 1 Antenna 2  
Approval Holder: Madge-Limited  
Test Site / Operator: ETS / Orville Chang  
Temperature/Voltage: Temp.: 23°C/ Unom.: 120 VAC ( ac / dc Adapter )  
Test Specification: according to §15.247, peak detector  
Comment 1: Dist.: 3m, Ant.: HL025, ampl.+HP.  
Freq: 7.976GHz, Emax: 52.00dBµV/m, RBW: 1MHz



# Spurious emissions Field Strength

## FCC RULES PART 15, SUBPART C

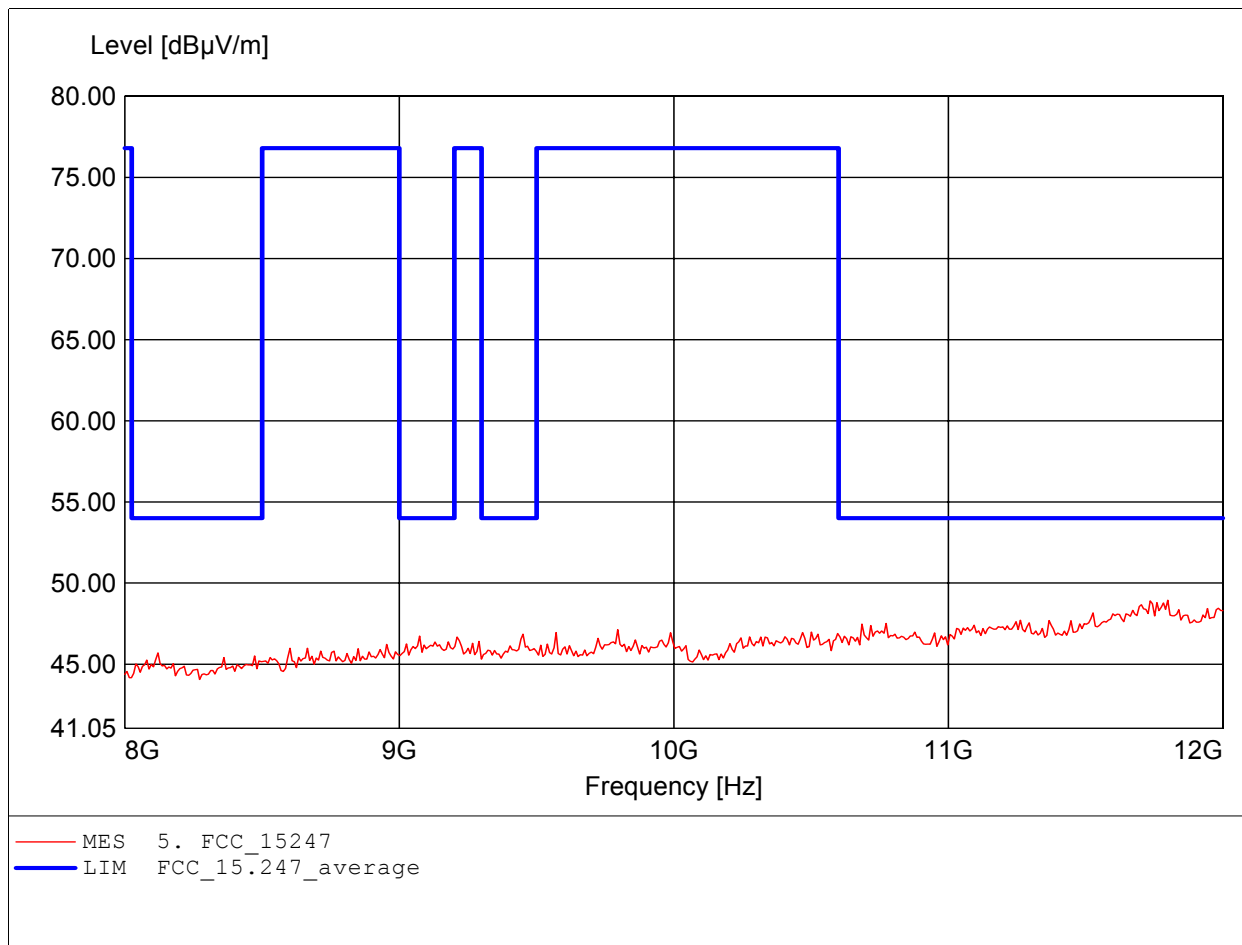
EUT: Enterprise Access Point 802.11b/g Dual-Radio  
MODEL NO.: 96-10 11G Channel 1 Antenna 2  
Approval Holder: Madge-Limited  
Test Site / Operator: ETS / Orville Chang  
Temperature/Voltage: Temp.: 23°C/ Unom.: 120 VAC ( ac / dc Adapter )  
Test Specification: according to §15.247, peak detector  
Comment 1: Dist.: 3m, Ant.: HL025, ampl.+HP.  
Freq: 11.792GHz, Emax: 49.59dBμV/m, RBW: 1MHz



# Spurious emissions Field Strength

## FCC RULES PART 15, SUBPART C

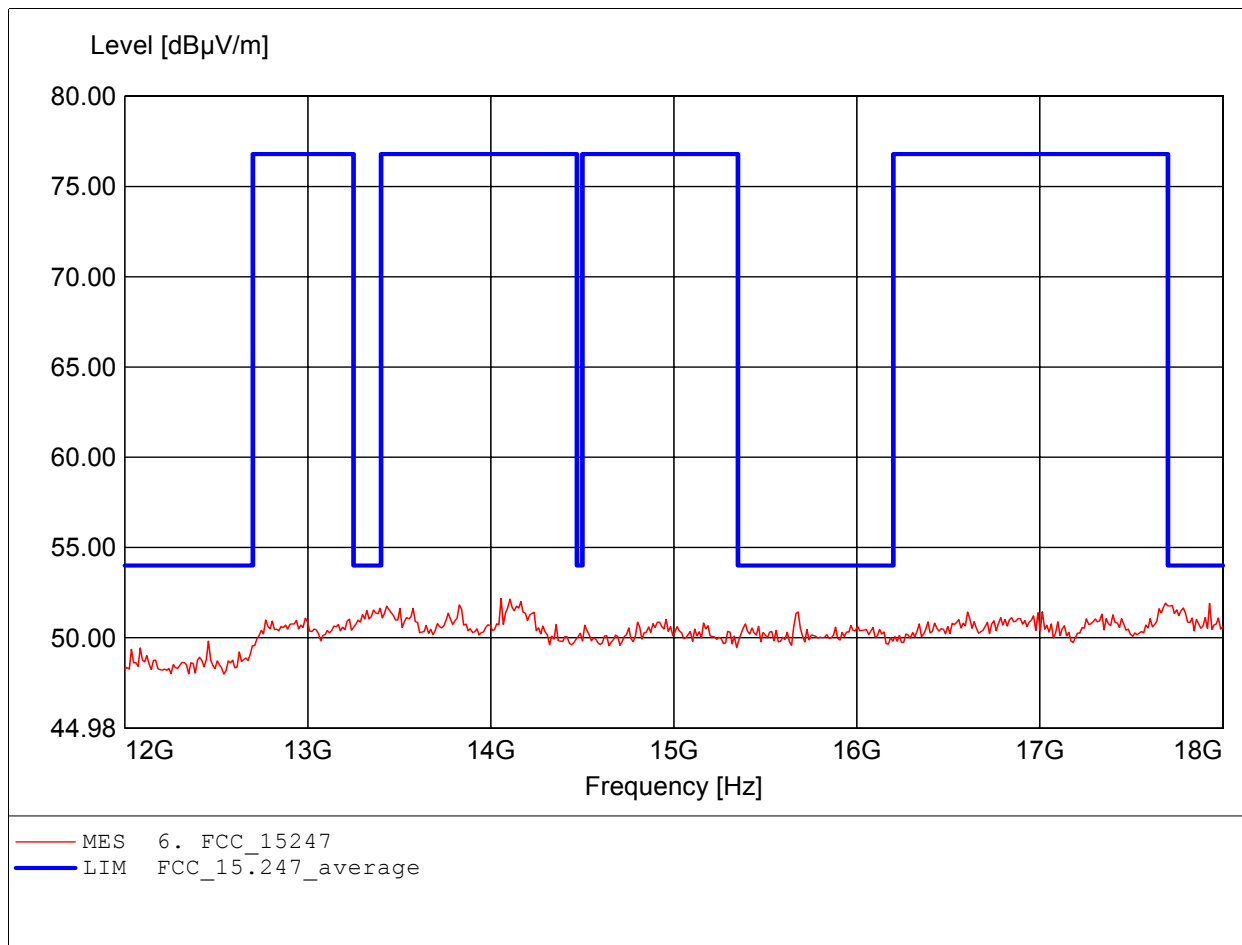
EUT: Enterprise Access Point 802.11b/g Dual-Radio  
MODEL NO.: 96-10 11G Channel 1 Antenna 2  
Approval Holder: Madge-Limited  
Test Site / Operator: ETS / Orville Chang  
Temperature/Voltage: Temp.: 23°C/ Unom.: 120 VAC ( ac / dc Adapter )  
Test Specification: according to §15.247, peak detector  
Comment 1: Dist.: 3m, Ant.: HL025, ampl.+HP.  
Freq: 11.800GHz, Emax: 48.94dBµV/m, RBW: 1MHz



# Spurious emissions Field Strength

## FCC RULES PART 15, SUBPART C

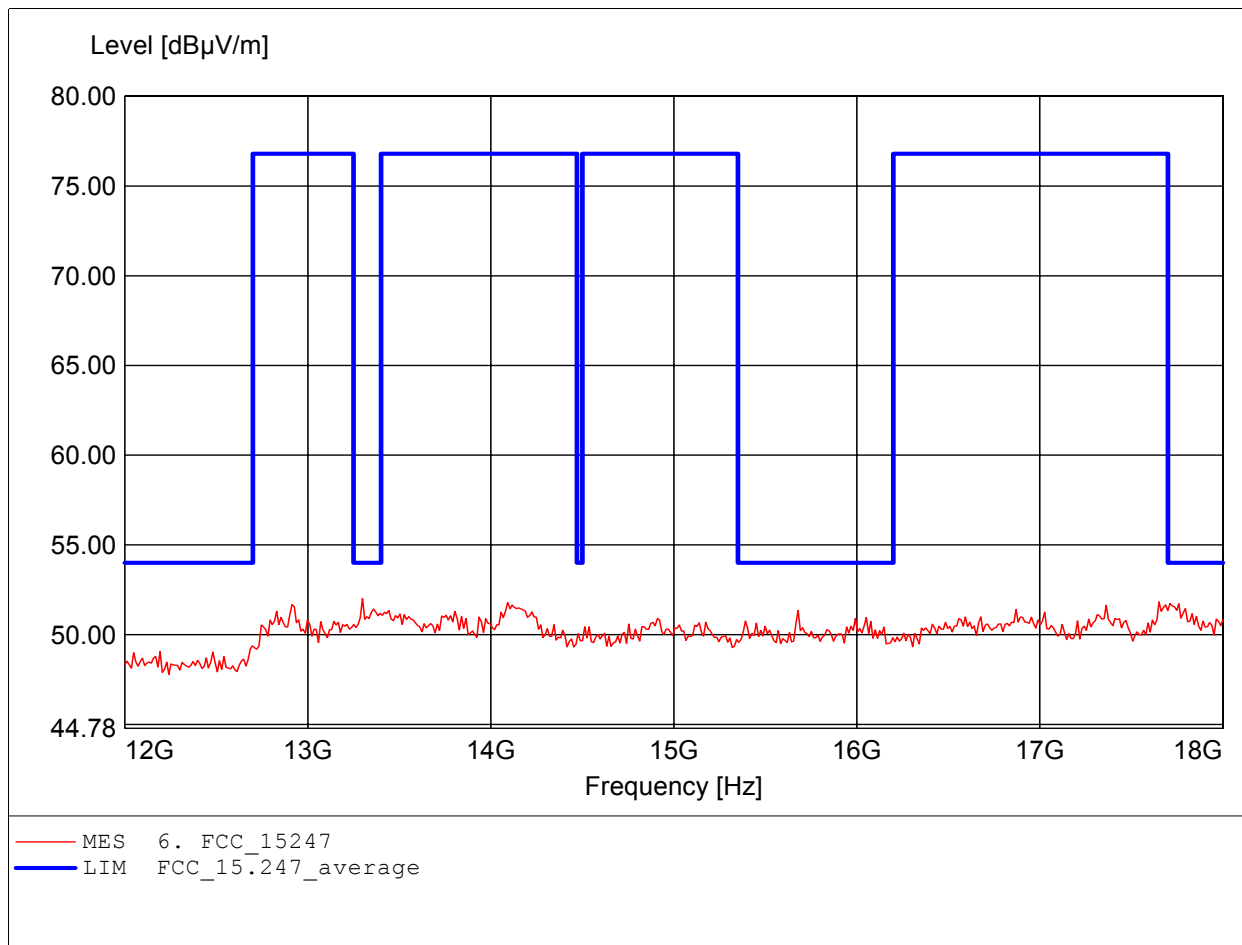
EUT: Enterprise Access Point 802.11b/g Dual-Radio  
MODEL NO.: 96-10 11G Channel 1 Antenna 2  
Approval Holder: Madge-Limited  
Test Site / Operator: ETS / Orville Chang  
Temperature/Voltage: Temp.: 23°C/ Unom.: 120 VAC ( ac / dc Adapter )  
Test Specification: according to §15.247, peak detector  
Comment 1: Dist.: 3m, Ant.: HL025, ampl.+HP.  
Freq: 14.056GHz, Emax: 52.17dBµV/m, RBW: 1MHz



# Spurious emissions Field Strength

## FCC RULES PART 15, SUBPART C

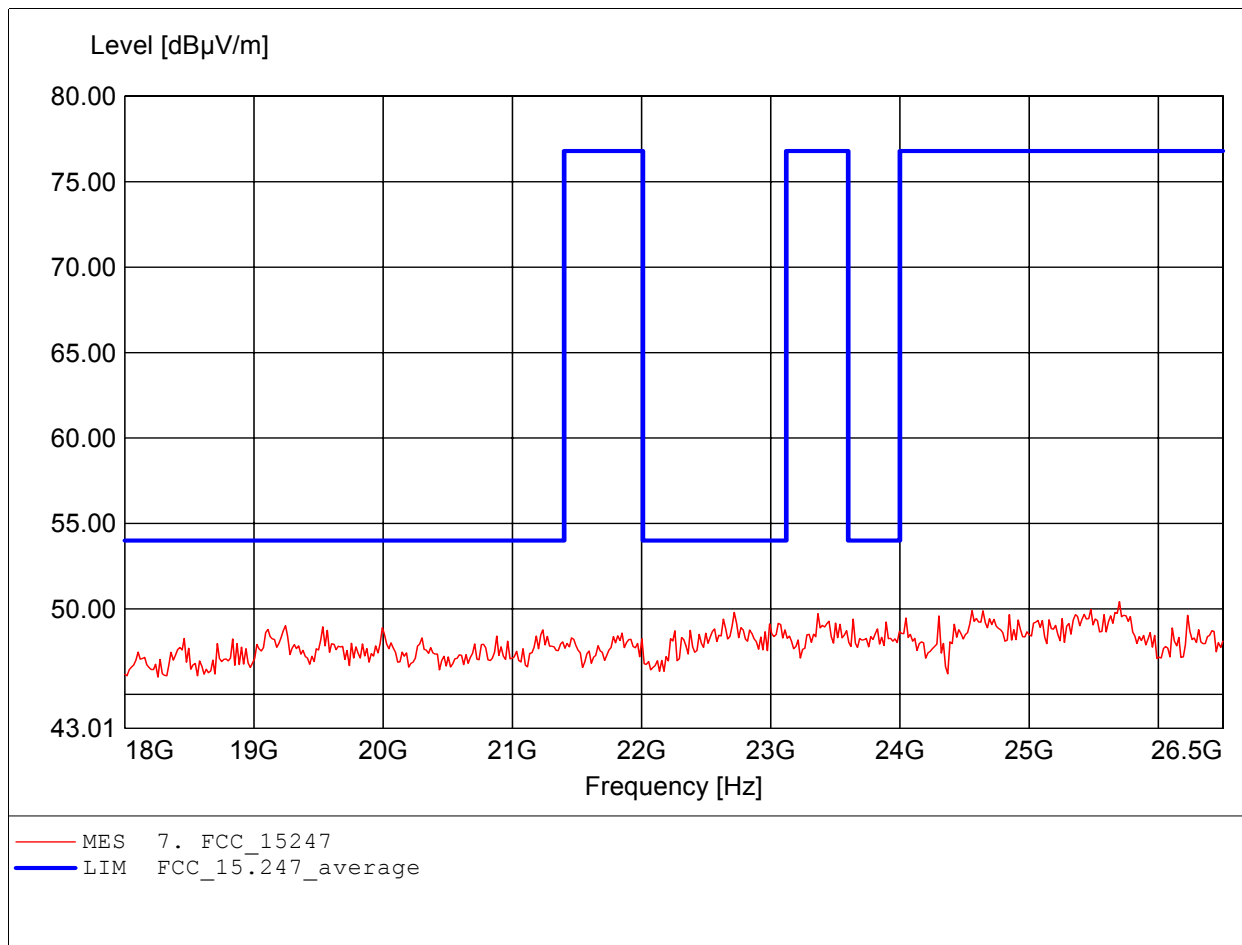
EUT: Enterprise Access Point 802.11b/g Dual-Radio  
MODEL NO.: 96-10 11G Channel 1 Antenna 2  
Approval Holder: Madge-Limited  
Test Site / Operator: ETS / Orville Chang  
Temperature/Voltage: Temp.: 23°C/ Unom.: 120 VAC ( ac / dc Adapter )  
Test Specification: according to §15.247, peak detector  
Comment 1: Dist.: 3m, Ant.: HL025, ampl.+HP.  
Freq: 13.299GHz, Emax: 52.01dBµV/m, RBW: 1MHz



# Spurious emissions Field Strength

## FCC RULES PART 15, SUBPART C

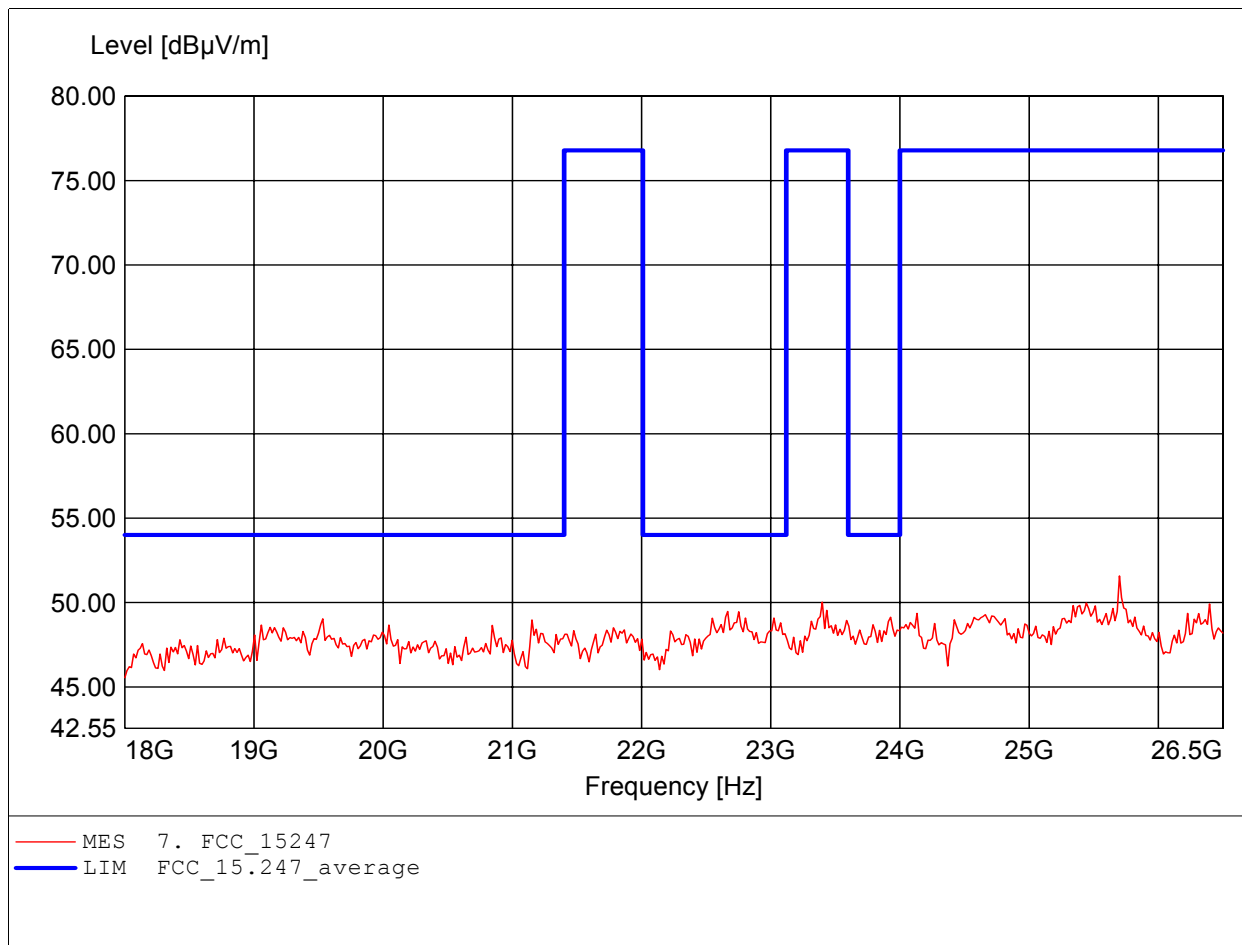
EUT: Enterprise Access Point 802.11b/g Dual-Radio  
MODEL NO.: 96-10 11G Channel 1 Antenna 2  
Approval Holder: Madge-Limited  
Test Site / Operator: ETS / Ken  
Temperature/Voltage: Temp.: 23°C/ Unom.: 120 VAC ( ac / dc Adapter )  
Test Specification: according to §15.247, peak detector  
Comment 1: Dist.: 3m, Ant.: HL025, amplif.  
Freq: 25.699GHz, Emax: 50.42dBμV/m, RBW: 1MHz



# Spurious emissions Field Strength

## FCC RULES PART 15, SUBPART C

EUT: Enterprise Access Point 802.11b/g Dual-Radio  
MODEL NO.: 96-10 11G Channel 1 Antenna 2  
Approval Holder: Madge-Limited  
Test Site / Operator: ETS / Ken  
Temperature/Voltage: Temp.: 23°C/ Unom.: 120 VAC ( ac / dc Adapter )  
Test Specification: according to §15.247, peak detector  
Comment 1: Dist.: 3m, Ant.: HL025, amplif.  
Freq: 25.699GHz, Emax: 51.57dBμV/m, RBW: 1MHz

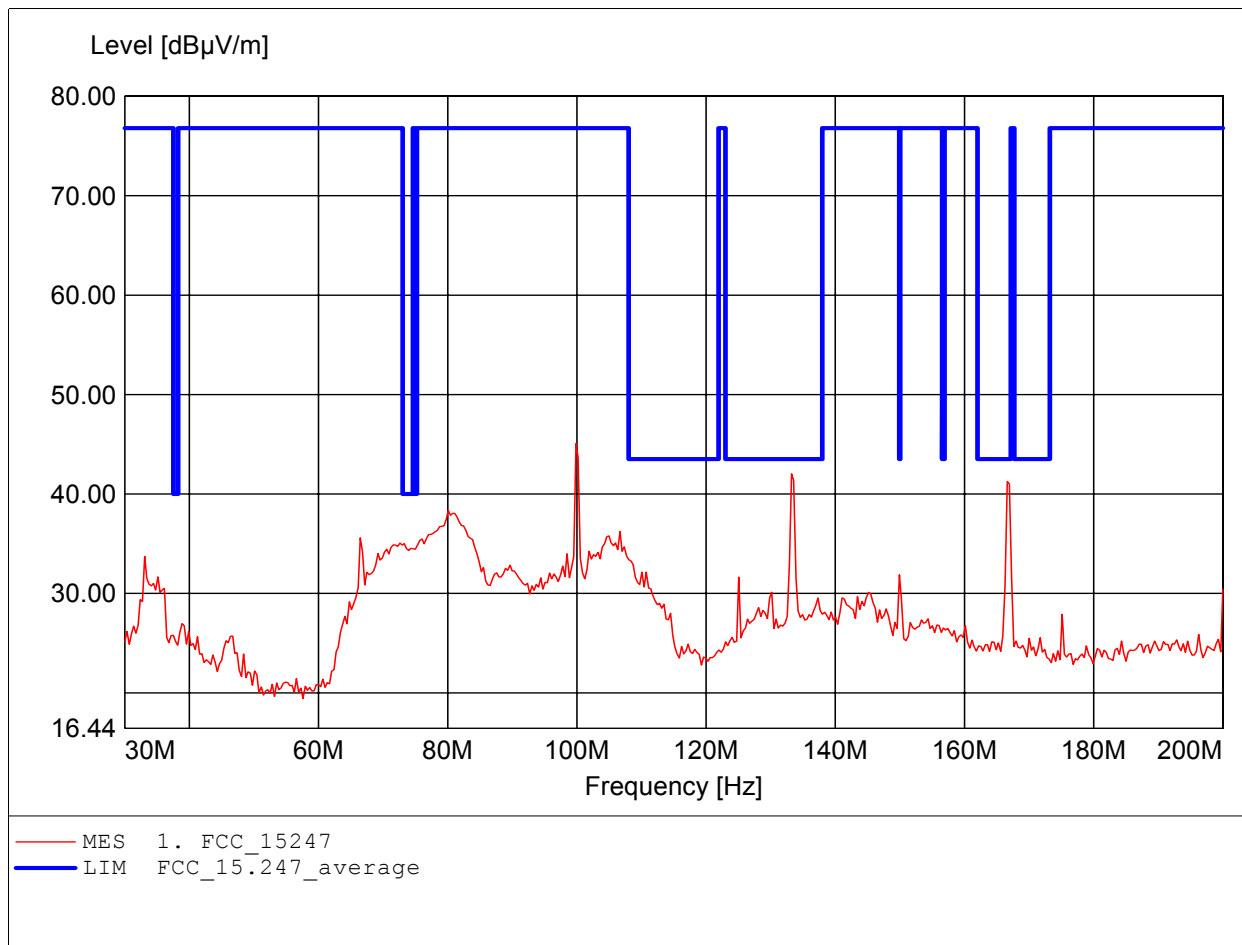




# Spurious emissions Field Strength

## FCC RULES PART 15, SUBPART C

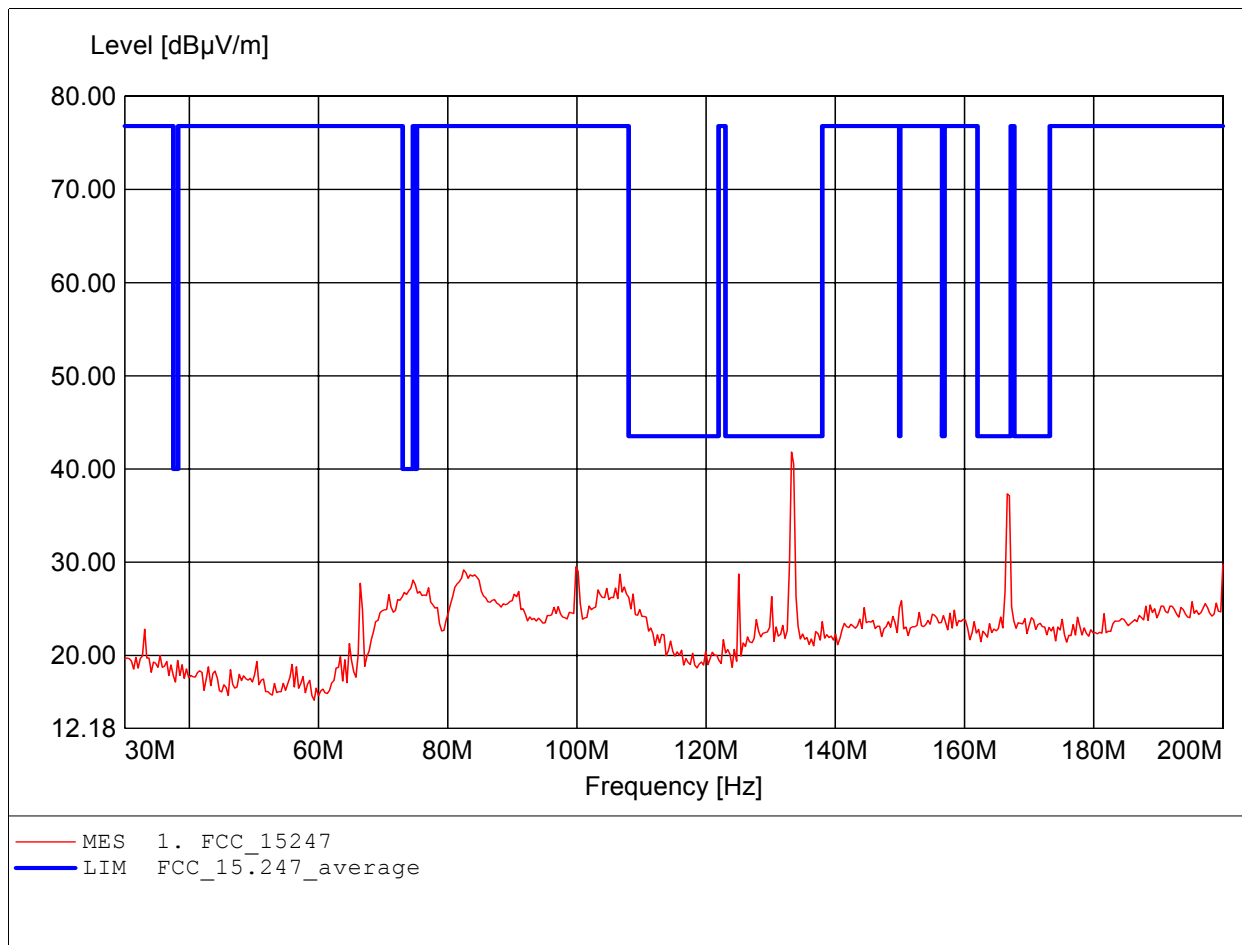
EUT: Enterprise Access Point 802.11b/g Dual-Radio  
MODEL NO.: 96-10 11G Channel 6 Antenna 2  
Approval Holder: Madge-Limited  
Test Site / Operator: ETS / Ken  
Temperature/Voltage: Temp.: 23°C/ Unom.: 120 VAC ( ac / dc Adapter )  
Test Specification: according to §15.247  
Comment 1: Dist.: 3m, Ant.: HK 116  
Freq: 99.840MHz, Emax: 45.08dBµV/m, RBW: 100kHz



# Spurious emissions Field Strength

## FCC RULES PART 15, SUBPART C

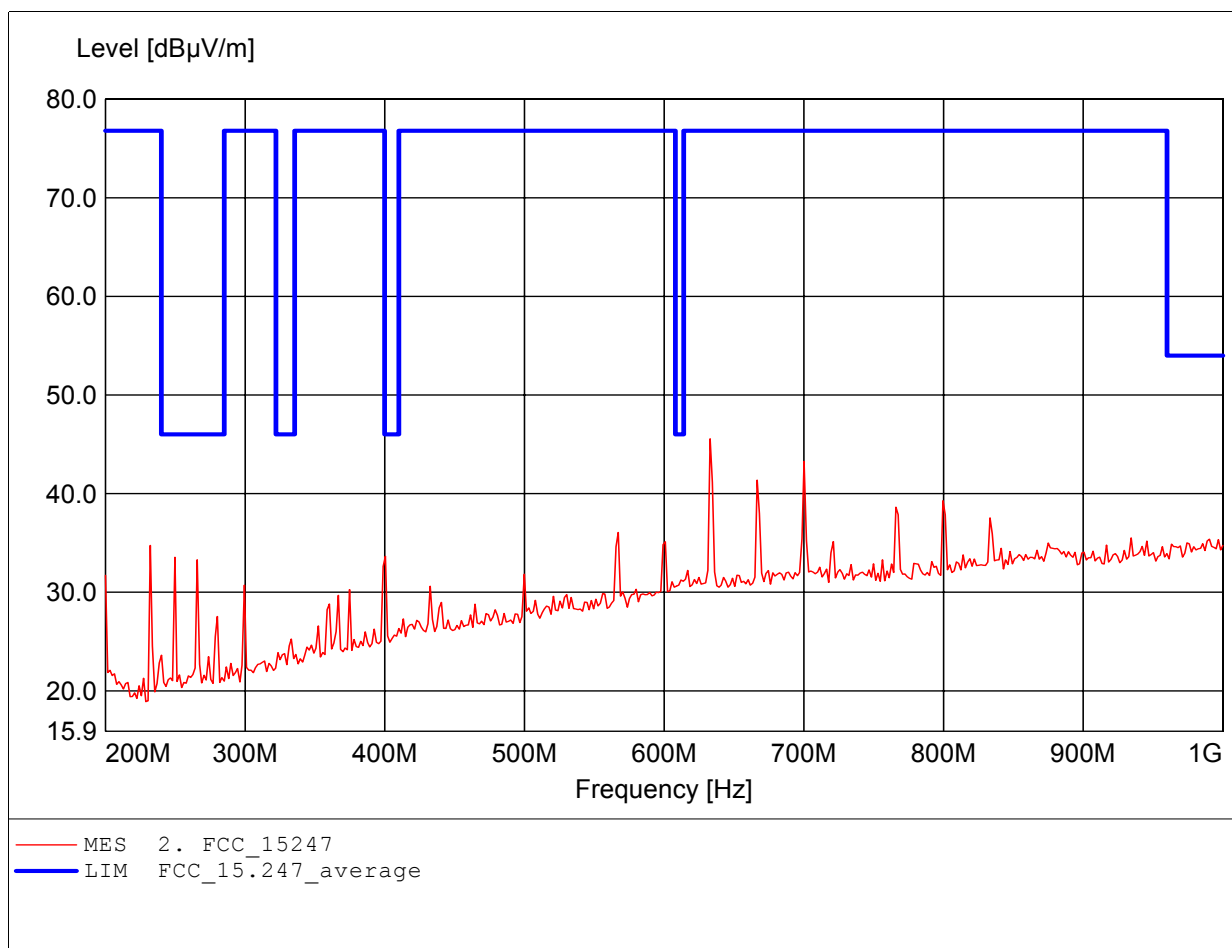
EUT: Enterprise Access Point 802.11b/g Dual-Radio  
MODEL NO.: 96-10 11G Channel 6 Antenna 2  
Approval Holder: Madge-Limited  
Test Site / Operator: ETS / Ken  
Temperature/Voltage: Temp.: 23°C/ Unom.: 120 VAC ( ac / dc Adapter )  
Test Specification: according to §15.247  
Comment 1: Dist.: 3m, Ant.: HK 116  
Freq: 133.226MHz, Emax: 41.82dBµV/m, RBW: 100kHz



# Spurious emissions Field Strength

## FCC RULES PART 15, SUBPART C

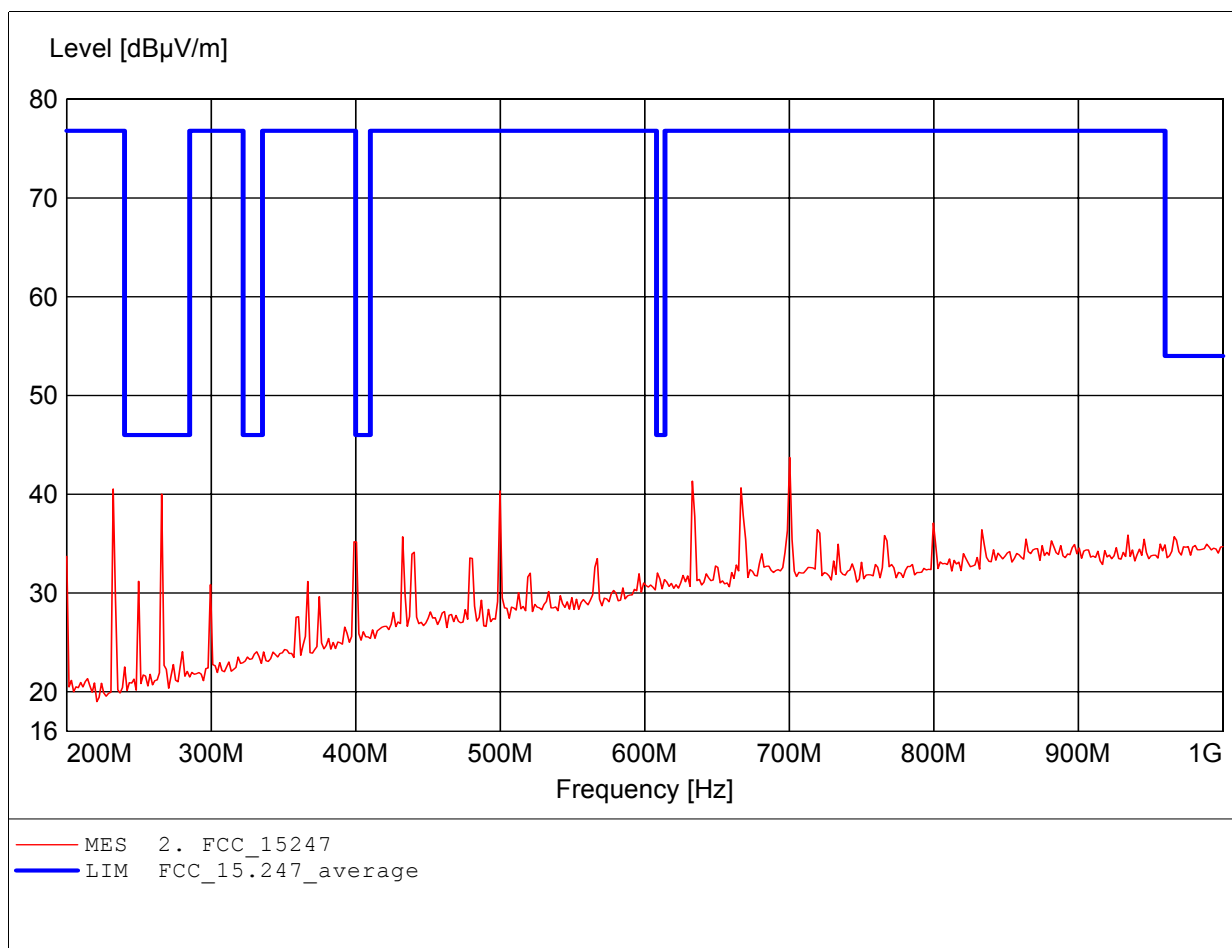
EUT: Enterprise Access Point 802.11b/g Dual-Radio  
MODEL NO.: 96-10 11G Channel 6 Antenna 2  
Approval Holder: Madge-Limited  
Test Site / Operator: ETS / Ken  
Temperature/Voltage: Temp.: 23°C/ Unom.: 120 VAC ( ac / dc Adapter )  
Test Specification: according to §15.247  
Comment 1: Dist.: 3m, Ant.: HL 223,  
Freq: 632.866MHz, Emax: 45.56dBµV/m, RBW: 100kHz



# Spurious emissions Field Strength

## FCC RULES PART 15, SUBPART C

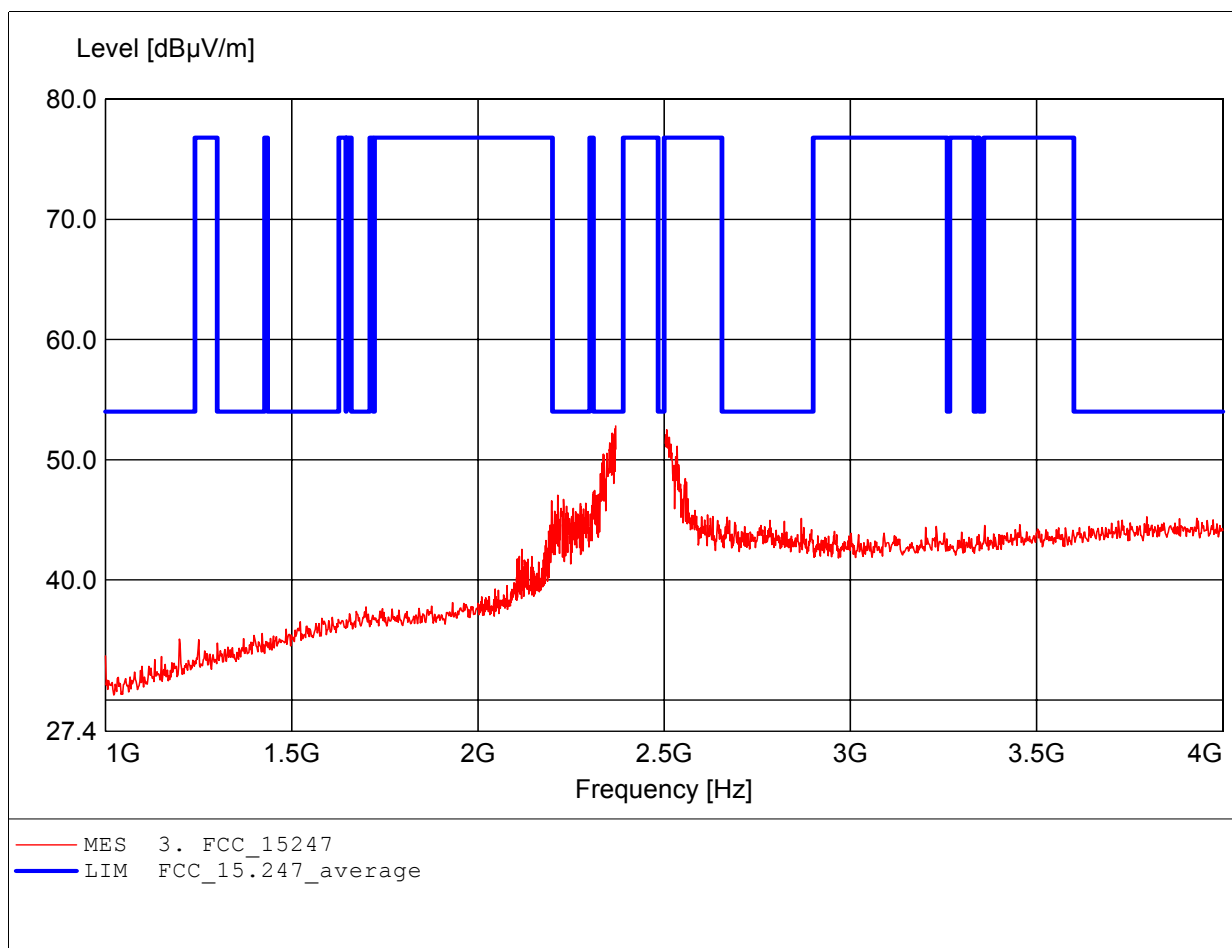
EUT: Enterprise Access Point 802.11b/g Dual-Radio  
MODEL NO.: 96-10 11G Channel 6 Antenna 2  
Approval Holder: Madge-Limited  
Test Site / Operator: ETS / Ken  
Temperature/Voltage: Temp.: 23°C/ Unom.: 120 VAC ( ac / dc Adapter )  
Test Specification: according to §15.247  
Comment 1: Dist.: 3m, Ant.: HL 223,  
Freq: 700.200MHz, Emax: 43.73dBµV/m, RBW: 100kHz



# Spurious emissions Field Strength

## FCC RULES PART 15, SUBPART C

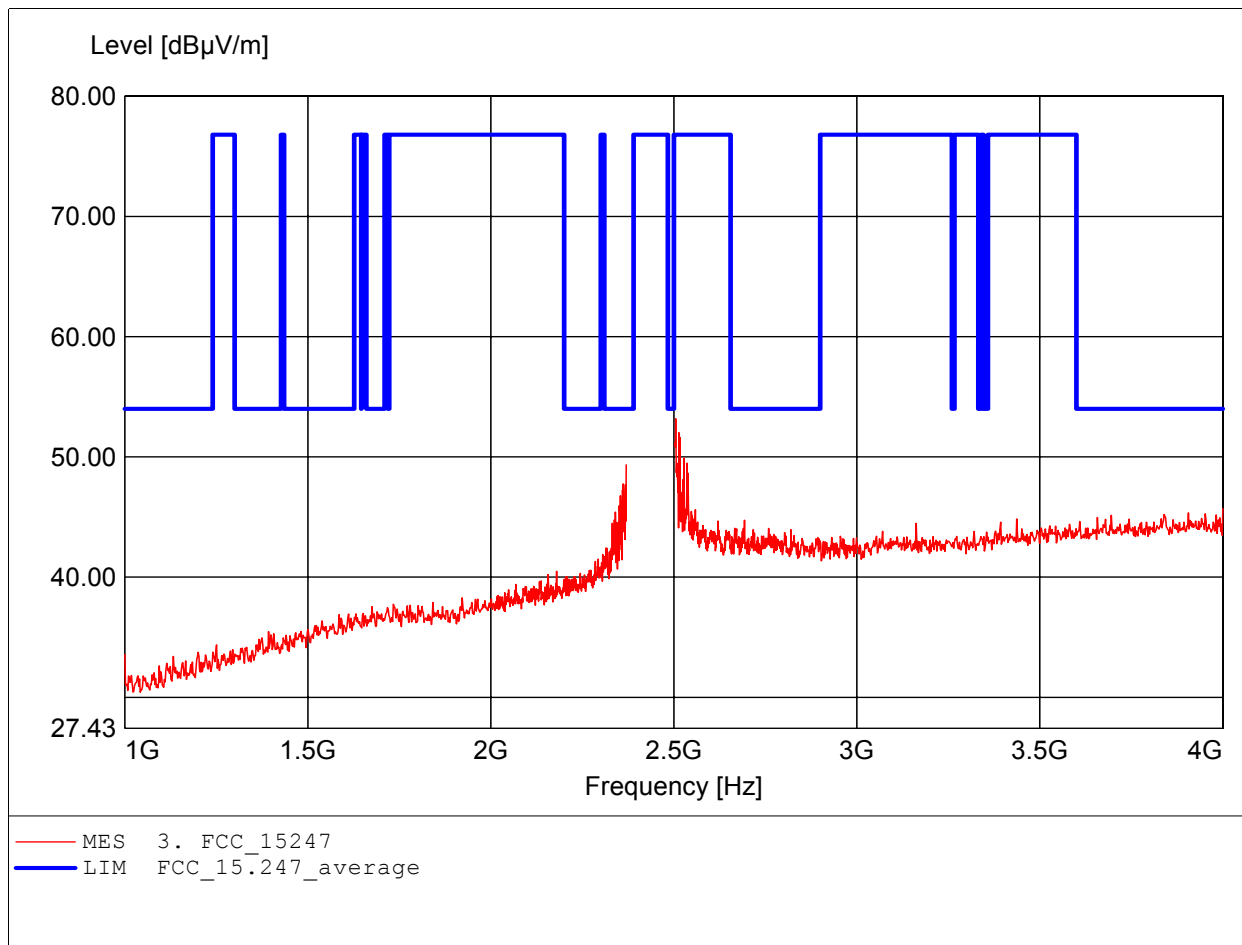
EUT: Enterprise Access Point 802.11b/g Dual-Radio  
MODEL NO.: 96-10 11G Channel 6 Antenna 2  
Approval Holder: Madge-Limited  
Test Site / Operator: ETS / Orville Chang  
Temperature/Voltage: Temp.: 23°C/ Unom.: 120 VAC ( ac / dc Adapter )  
Test Specification: according to §15.247, peak detector  
Comment 1: Dist.: 3m, Ant.: HL025, amplif.  
Freq: 2.370GHz, Emax: 52.82dBµV/m, RBW: 1MHz



# Spurious emissions Field Strength

## FCC RULES PART 15, SUBPART C

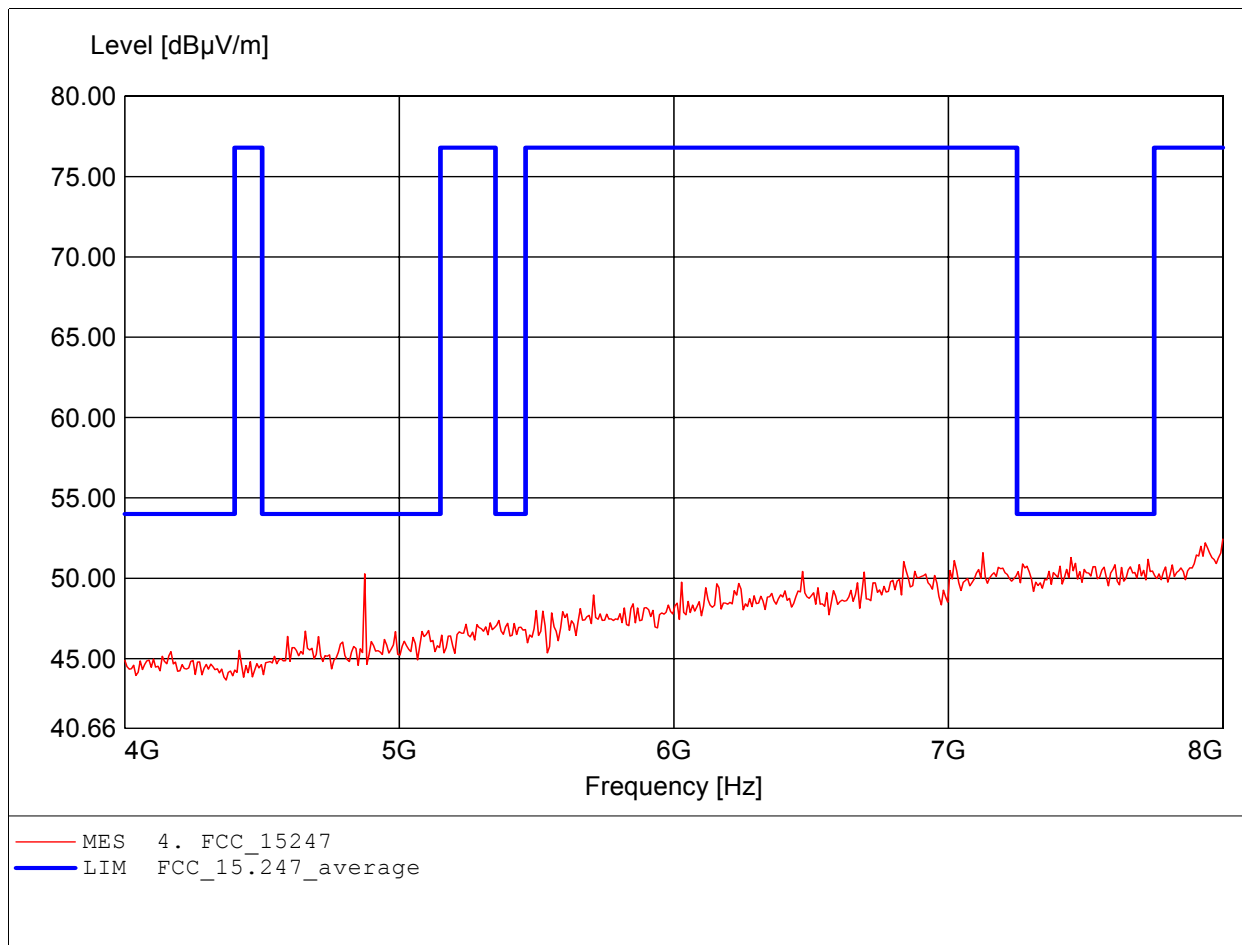
EUT: Enterprise Access Point 802.11b/g Dual-Radio  
MODEL NO.: 96-10 11G Channel 6 Antenna 2  
Approval Holder: Madge-Limited  
Test Site / Operator: ETS / Orville Chang  
Temperature/Voltage: Temp.: 23°C/ Unom.: 120 VAC ( ac / dc Adapter )  
Test Specification: according to §15.247, peak detector  
Comment 1: Dist.: 3m, Ant.: HL025, amplif.  
Freq: 2.505GHz, Emax: 53.17dBµV/m, RBW: 1MHz



# Spurious emissions Field Strength

## FCC RULES PART 15, SUBPART C

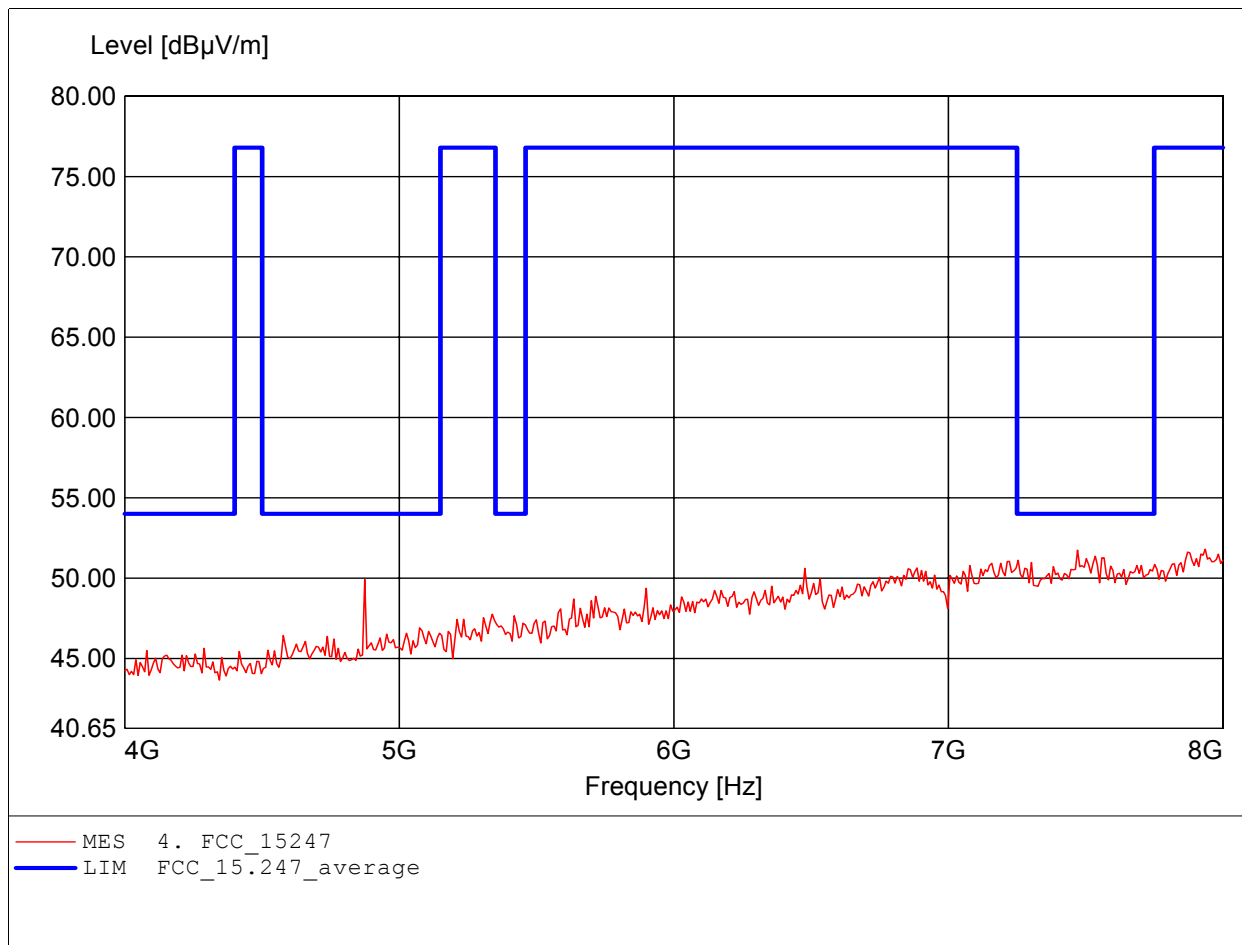
EUT: Enterprise Access Point 802.11b/g Dual-Radio  
MODEL NO.: 96-10 11G Channel 6 Antenna 2  
Approval Holder: Madge-Limited  
Test Site / Operator: ETS / Orville Chang  
Temperature/Voltage: Temp.: 23°C/ Unom.: 120 VAC ( ac / dc Adapter )  
Test Specification: according to §15.247, peak detector  
Comment 1: Dist.: 3m, Ant.: HL025, ampl.+HP.  
Freq: 8.000GHz, Emax: 52.43dBµV/m, RBW: 1MHz



# Spurious emissions Field Strength

## FCC RULES PART 15, SUBPART C

EUT: Enterprise Access Point 802.11b/g Dual-Radio  
MODEL NO.: 96-10 11G Channel 6 Antenna 2  
Approval Holder: Madge-Limited  
Test Site / Operator: ETS / Orville Chang  
Temperature/Voltage: Temp.: 23°C/ Unom.: 120 VAC ( ac / dc Adapter )  
Test Specification: according to §15.247, peak detector  
Comment 1: Dist.: 3m, Ant.: HL025, ampl.+HP.  
Freq: 7.936GHz, Emax: 51.80dBµV/m, RBW: 1MHz

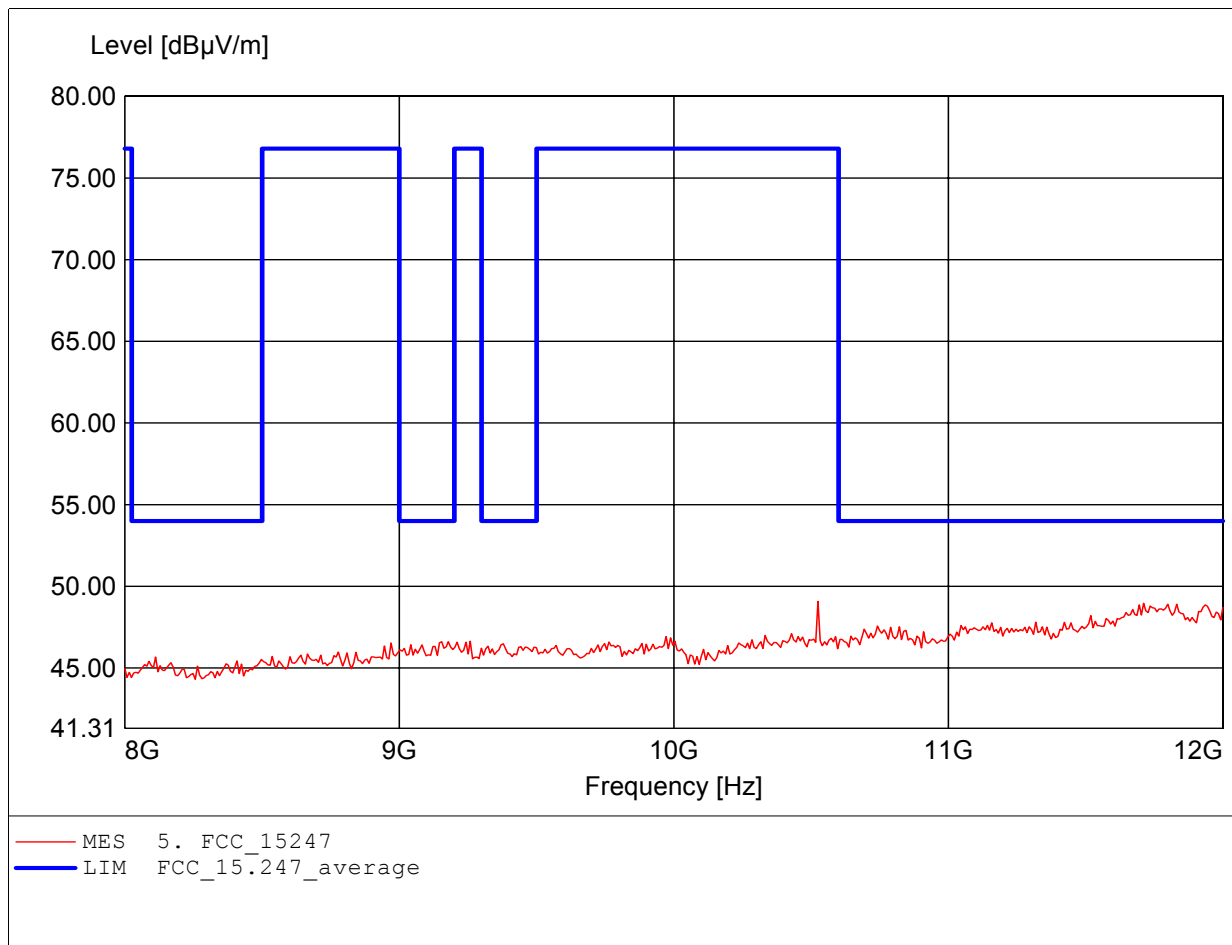




# Spurious emissions Field Strength

## FCC RULES PART 15, SUBPART C

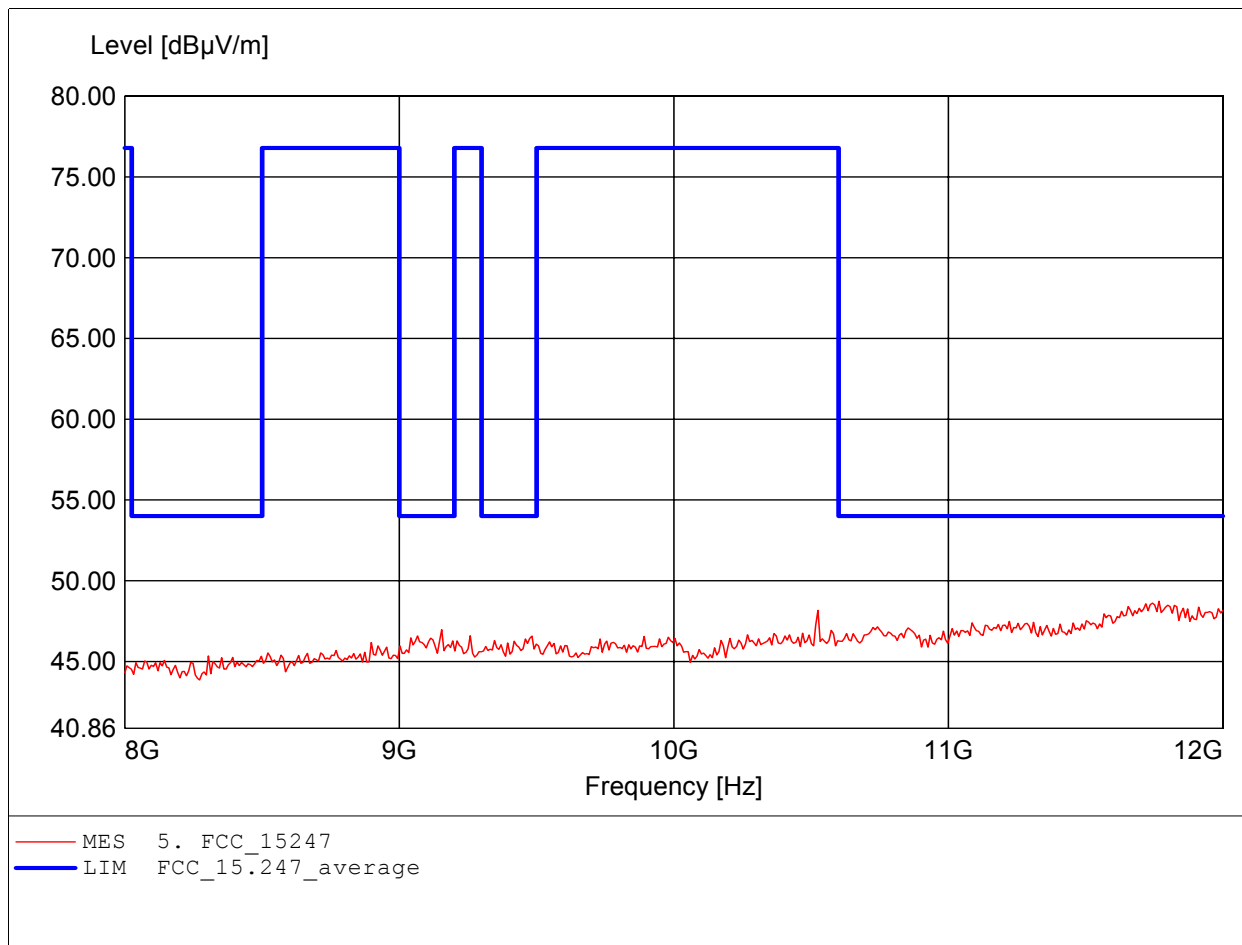
EUT: Enterprise Access Point 802.11b/g Dual-Radio  
MODEL NO.: 96-10 11G Channel 6 Antenna 2  
Approval Holder: Madge-Limited  
Test Site / Operator: ETS / Orville Chang  
Temperature/Voltage: Temp.: 23°C/ Unom.: 120 VAC ( ac / dc Adapter )  
Test Specification: according to §15.247, peak detector  
Comment 1: Dist.: 3m, Ant.: HL025, ampl.+HP.  
Freq: 10.525GHz, Emax: 49.08dBμV/m, RBW: 1MHz



# Spurious emissions Field Strength

## FCC RULES PART 15, SUBPART C

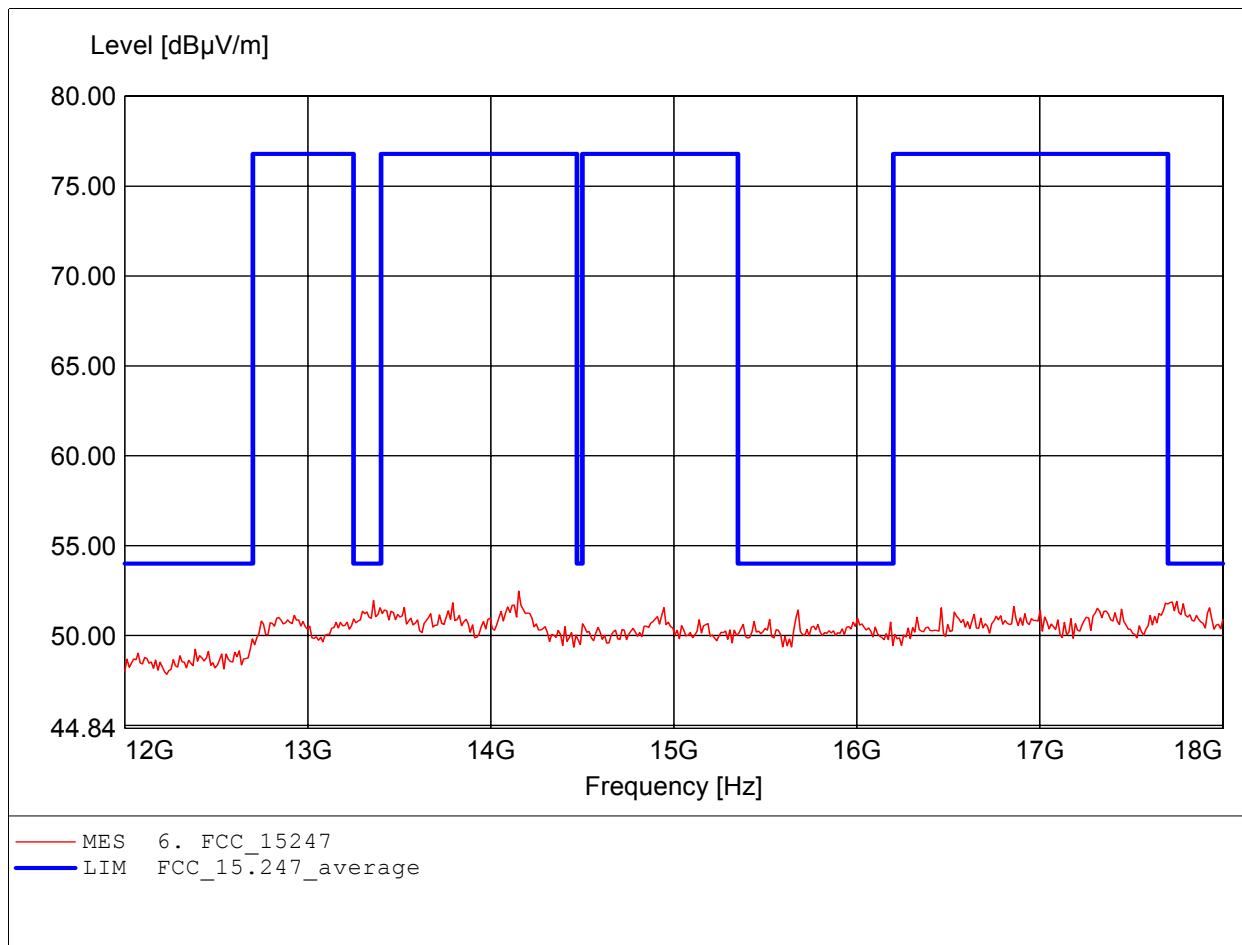
EUT: Enterprise Access Point 802.11b/g Dual-Radio  
MODEL NO.: 96-10 11G Channel 6 Antenna 2  
Approval Holder: Madge-Limited  
Test Site / Operator: ETS / Orville Chang  
Temperature/Voltage: Temp.: 23°C/ Unom.: 120 VAC ( ac / dc Adapter )  
Test Specification: according to §15.247, peak detector  
Comment 1: Dist.: 3m, Ant.: HL025, ampl.+HP.  
Freq: 11.768GHz, Emax: 48.73dBµV/m, RBW: 1MHz



# Spurious emissions Field Strength

## FCC RULES PART 15, SUBPART C

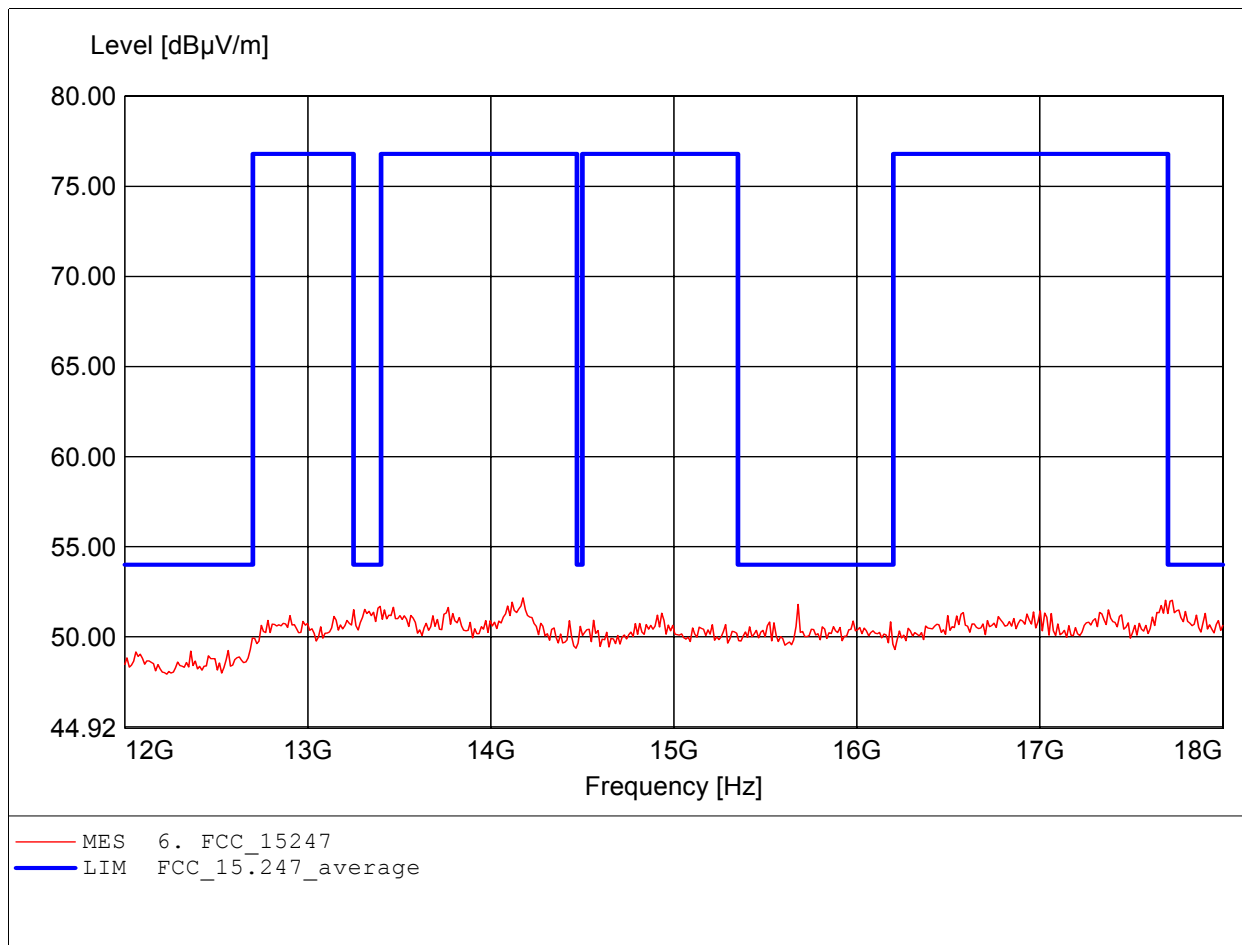
EUT: Enterprise Access Point 802.11b/g Dual-Radio  
MODEL NO.: 96-10 11G Channel 6 Antenna 2  
Approval Holder: Madge-Limited  
Test Site / Operator: ETS / Orville Chang  
Temperature/Voltage: Temp.: 23°C/ Unom.: 120 VAC ( ac / dc Adapter )  
Test Specification: according to §15.247, peak detector  
Comment 1: Dist.: 3m, Ant.: HL025, ampl.+HP.  
Freq: 14.152GHz, Emax: 52.47dBμV/m, RBW: 1MHz



# Spurious emissions Field Strength

## FCC RULES PART 15, SUBPART C

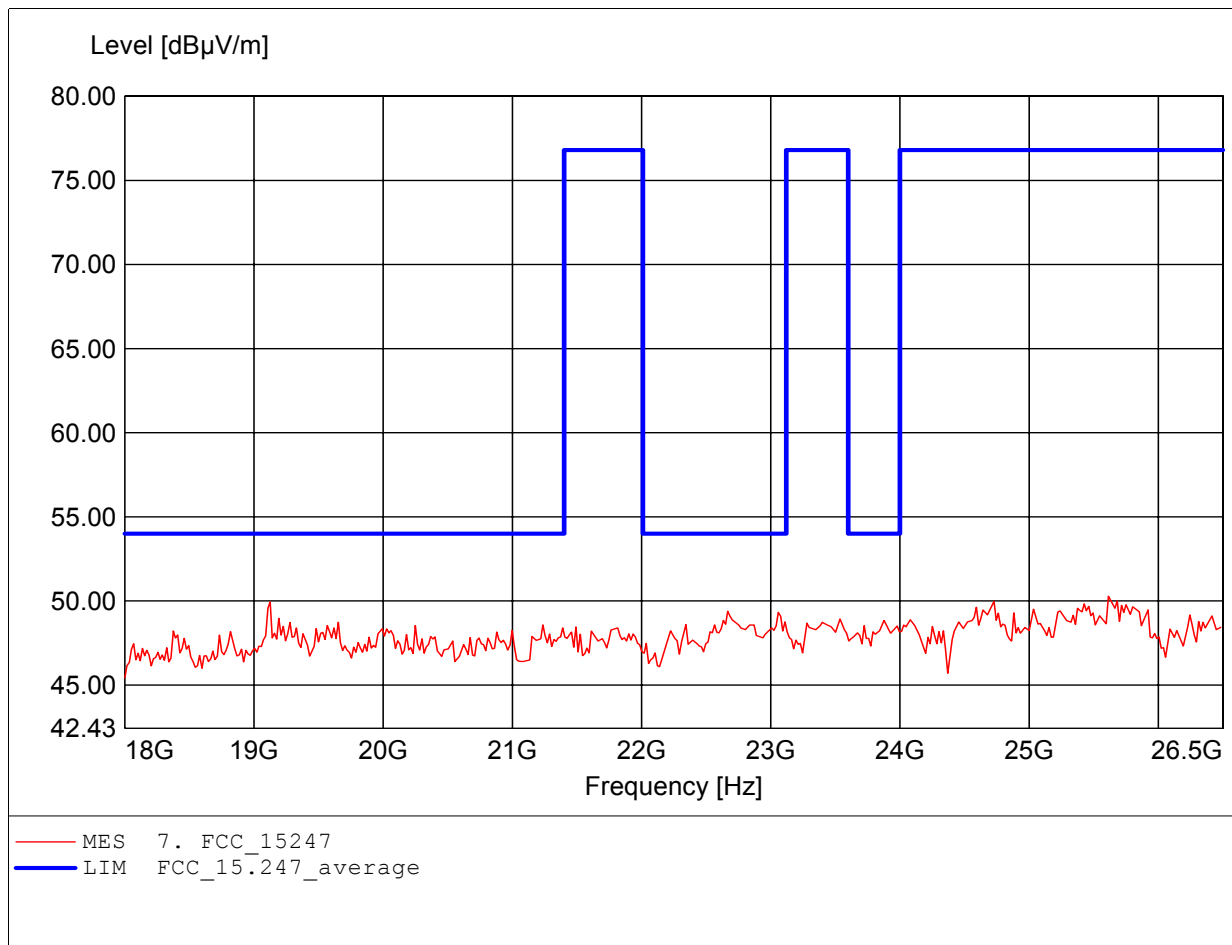
EUT: Enterprise Access Point 802.11b/g Dual-Radio  
MODEL NO.: 96-10 11G Channel 6 Antenna 2  
Approval Holder: Madge-Limited  
Test Site / Operator: ETS / Orville Chang  
Temperature/Voltage: Temp.: 23°C/ Unom.: 120 VAC ( ac / dc Adapter )  
Test Specification: according to §15.247, peak detector  
Comment 1: Dist.: 3m, Ant.: HL025, ampl.+HP.  
Freq: 14.176GHz, Emax: 52.16dBµV/m, RBW: 1MHz



# Spurious emissions Field Strength

## FCC RULES PART 15, SUBPART C

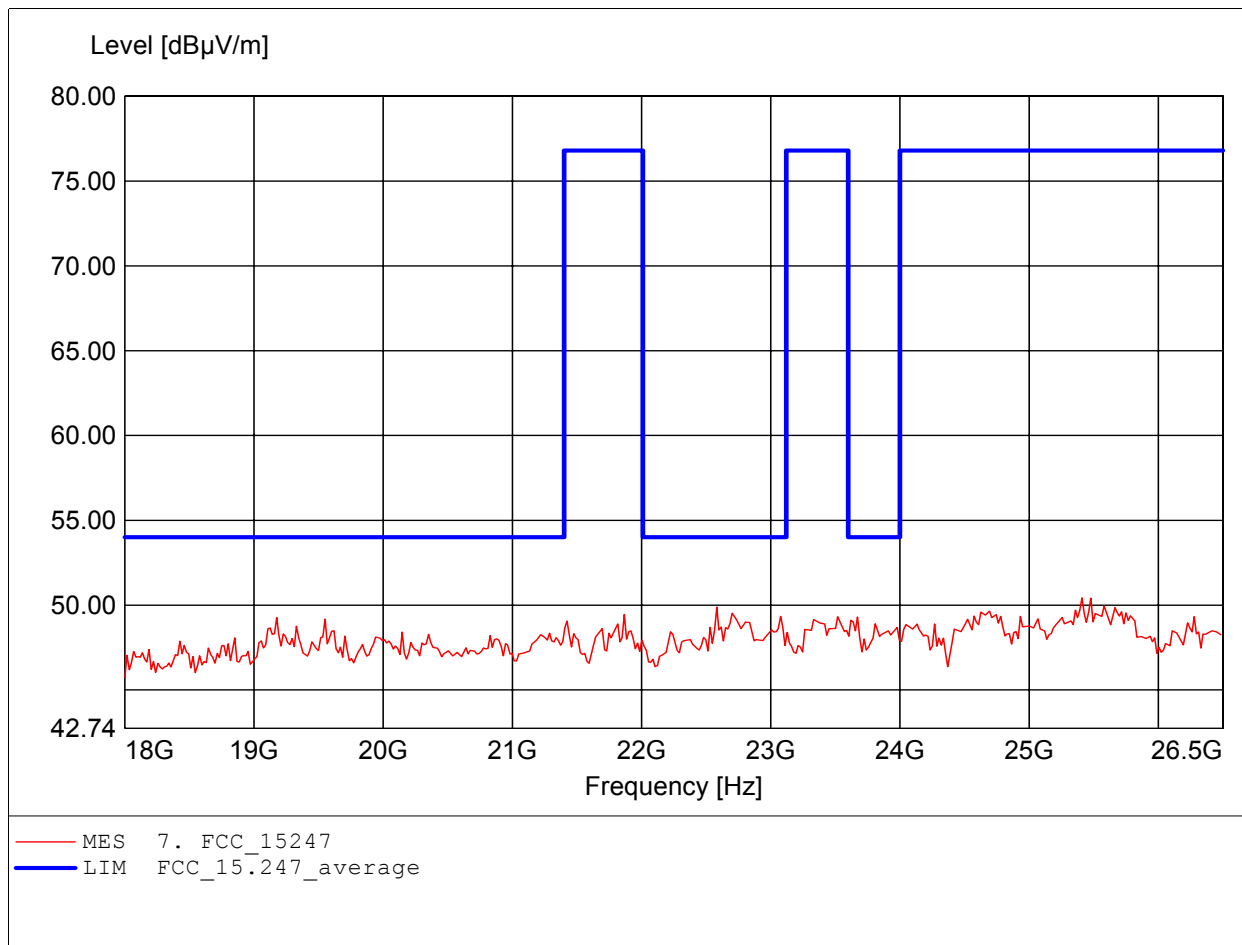
EUT: Enterprise Access Point 802.11b/g Dual-Radio  
MODEL NO.: 96-10 11G Channel 6 Antenna 2  
Approval Holder: Madge-Limited  
Test Site / Operator: ETS / Ken  
Temperature/Voltage: Temp.: 23°C/ Unom.: 120 VAC ( ac / dc Adapter )  
Test Specification: according to §15.247, peak detector  
Comment 1: Dist.: 3m, Ant.: HL025, amplif.  
Freq: 25.614GHz, Emax: 50.27dBµV/m, RBW: 1MHz



# Spurious emissions Field Strength

## FCC RULES PART 15, SUBPART C

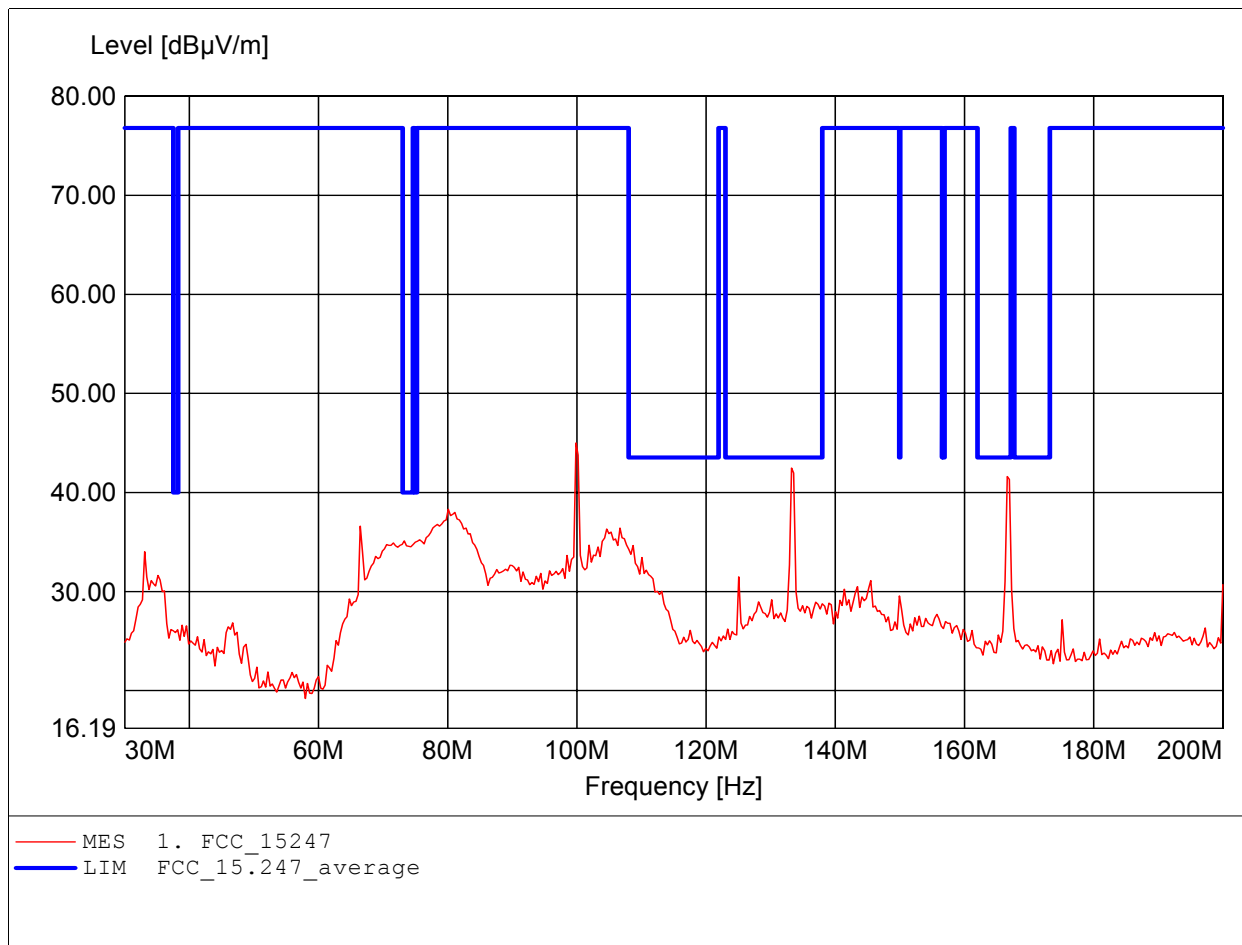
EUT: Enterprise Access Point 802.11b/g Dual-Radio  
MODEL NO.: 96-10 11G Channel 6 Antenna 2  
Approval Holder: Madge-Limited  
Test Site / Operator: ETS / Ken  
Temperature/Voltage: Temp.: 23°C/ Unom.: 120 VAC ( ac / dc Adapter )  
Test Specification: according to §15.247, peak detector  
Comment 1: Dist.: 3m, Ant.: HL025, amplif.  
Freq: 25.410GHz, Emax: 50.43dBµV/m, RBW: 1MHz



# Spurious emissions Field Strength

## FCC RULES PART 15, SUBPART C

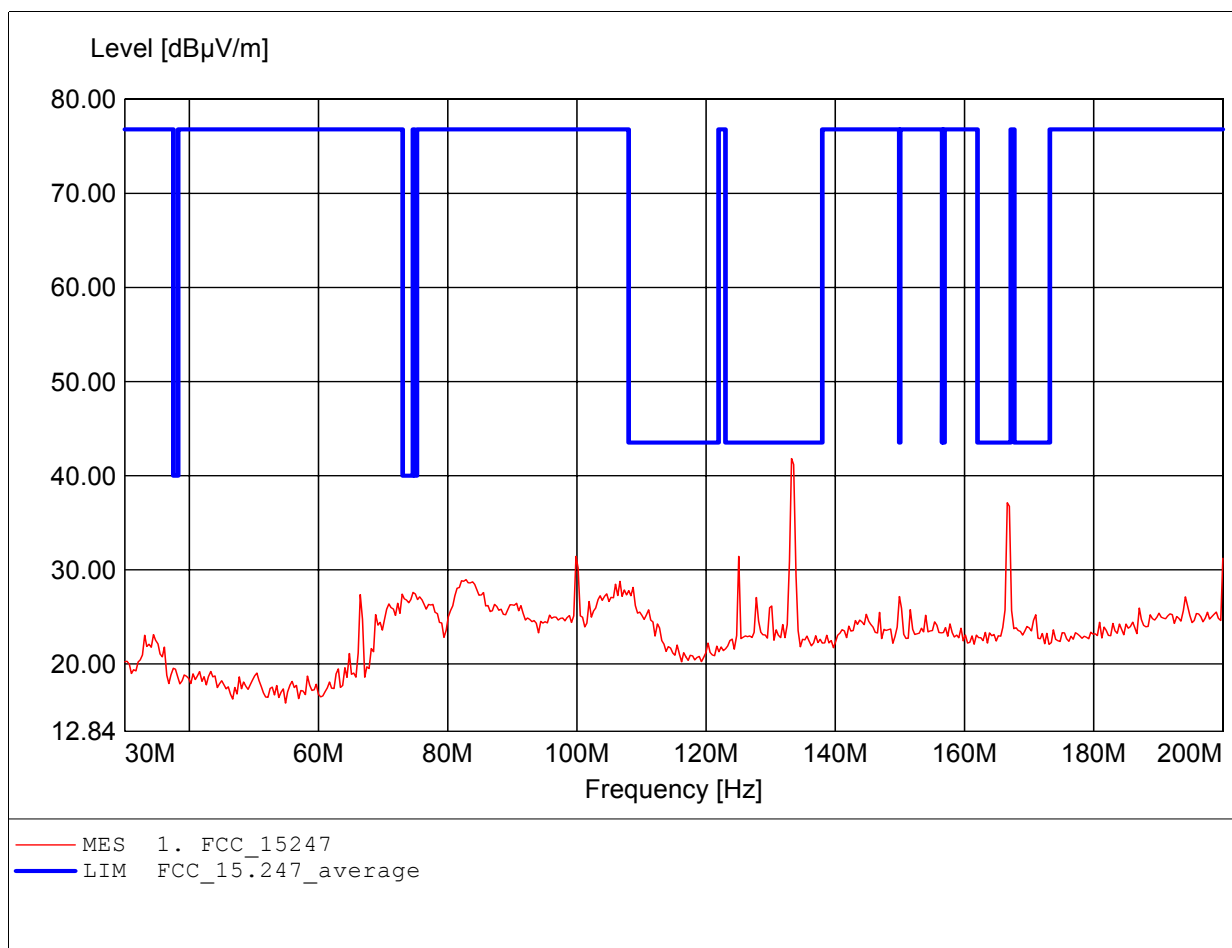
EUT: Enterprise Access Point 802.11b/g Dual-Radio  
MODEL NO.: 96-10 11G Channel 11 Antenna 2  
Approval Holder: Madge-Limited  
Test Site / Operator: ETS / Ken  
Temperature/Voltage: Temp.: 23°C/ Unom.: 120 VAC ( ac / dc Adapter )  
Test Specification: according to §15.247  
Comment 1: Dist.: 3m, Ant.: HK 116  
Freq: 99.840MHz, Emax: 45.01dBµV/m, RBW: 100kHz



# Spurious emissions Field Strength

## FCC RULES PART 15, SUBPART C

EUT: Enterprise Access Point 802.11b/g Dual-Radio  
MODEL NO.: 96-10 11G Channel 11 Antenna 2  
Approval Holder: Madge-Limited  
Test Site / Operator: ETS / Ken  
Temperature/Voltage: Temp.: 23°C/ Unom.: 120 VAC ( ac / dc Adapter )  
Test Specification: according to §15.247  
Comment 1: Dist.: 3m, Ant.: HK 116  
Freq: 133.226MHz, Emax: 41.83dBµV/m, RBW: 100kHz

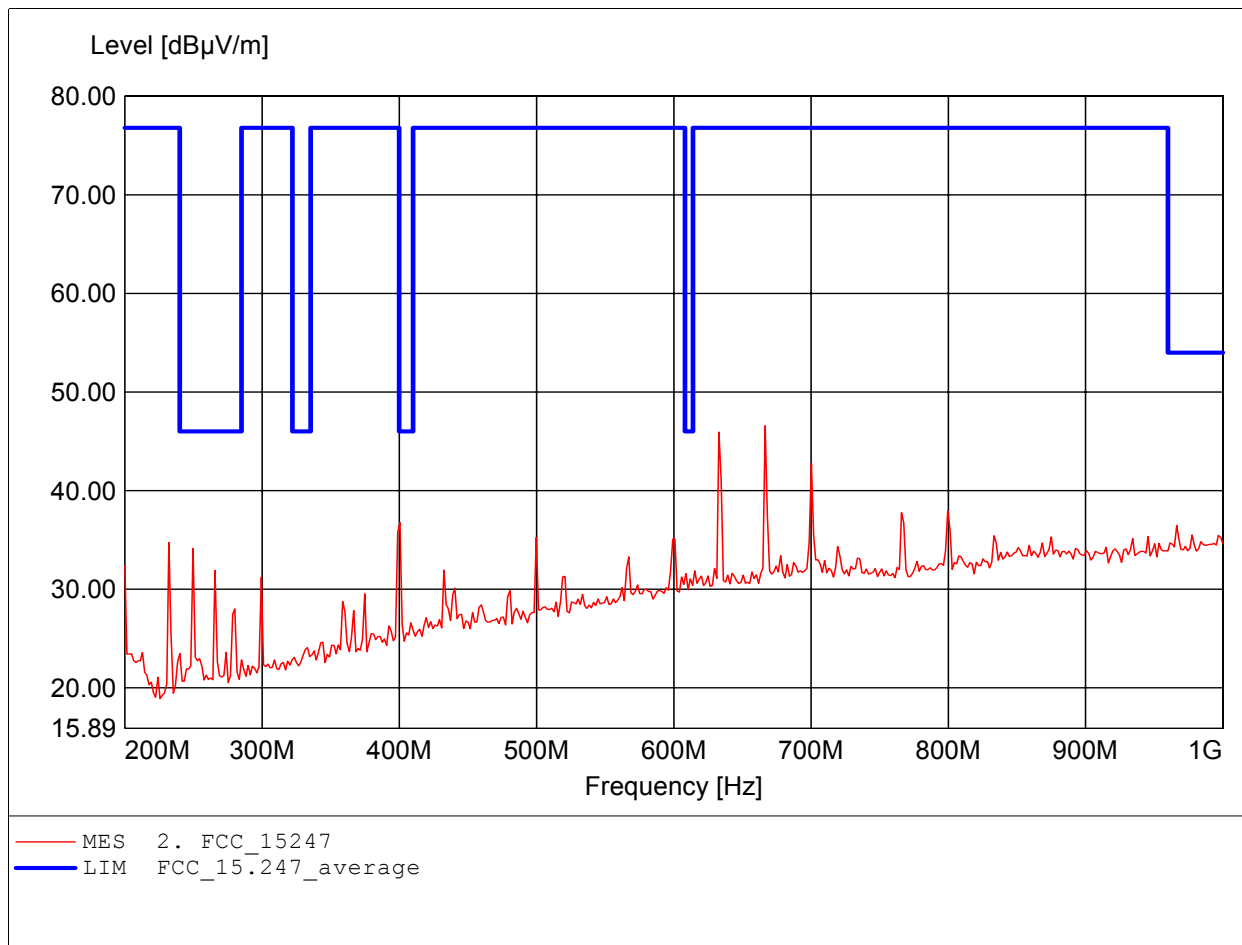




# Spurious emissions Field Strength

## FCC RULES PART 15, SUBPART C

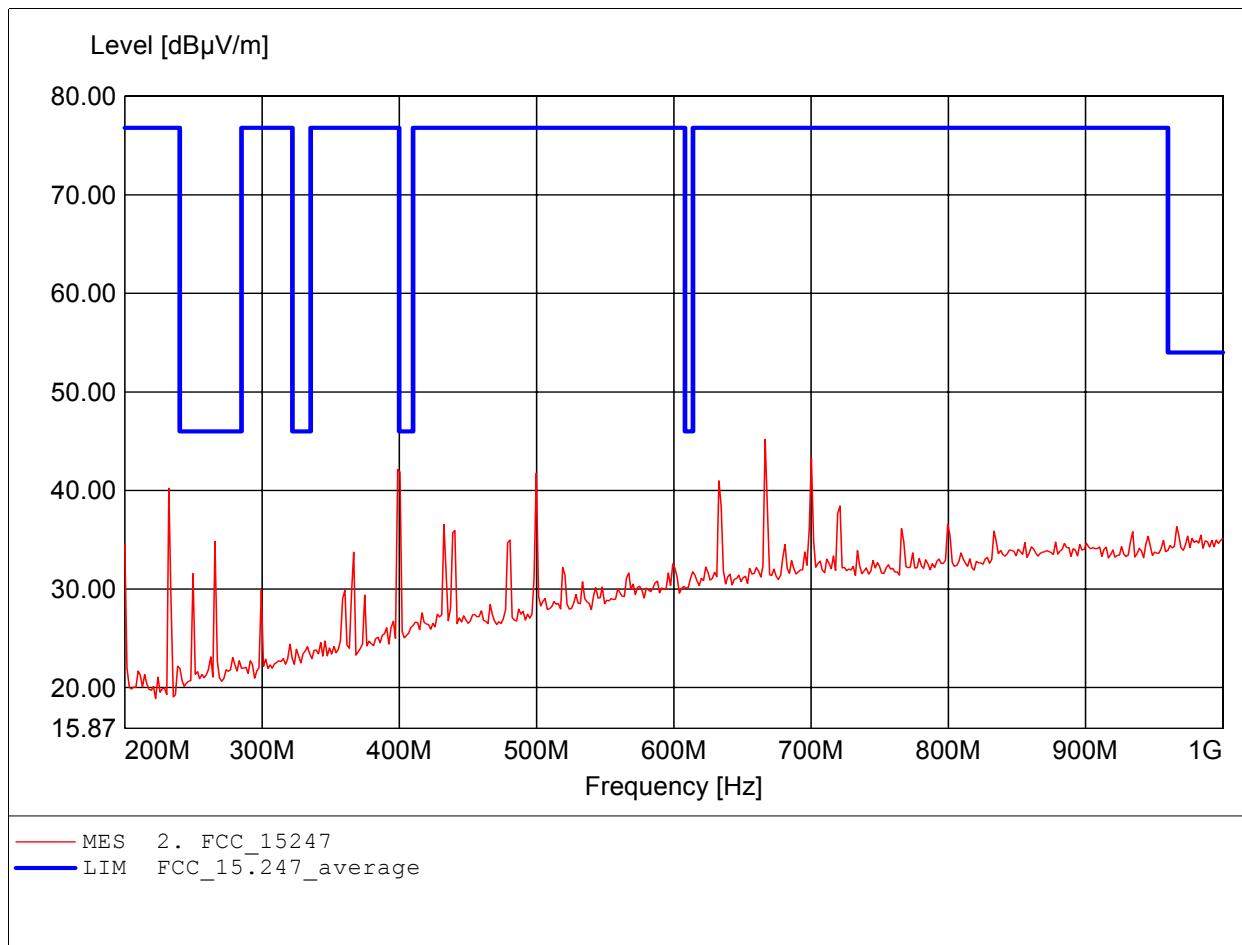
EUT: Enterprise Access Point 802.11b/g Dual-Radio  
MODEL NO.: 96-10 11G Channel 11 Antenna 2  
Approval Holder: Madge-Limited  
Test Site / Operator: ETS / Ken  
Temperature/Voltage: Temp.: 23°C/ Unom.: 120 VAC ( ac / dc Adapter )  
Test Specification: according to §15.247  
Comment 1: Dist.: 3m, Ant.: HL 223,  
Freq: 666.533MHz, Emax: 46.57dBµV/m, RBW: 100kHz



# Spurious emissions Field Strength

## FCC RULES PART 15, SUBPART C

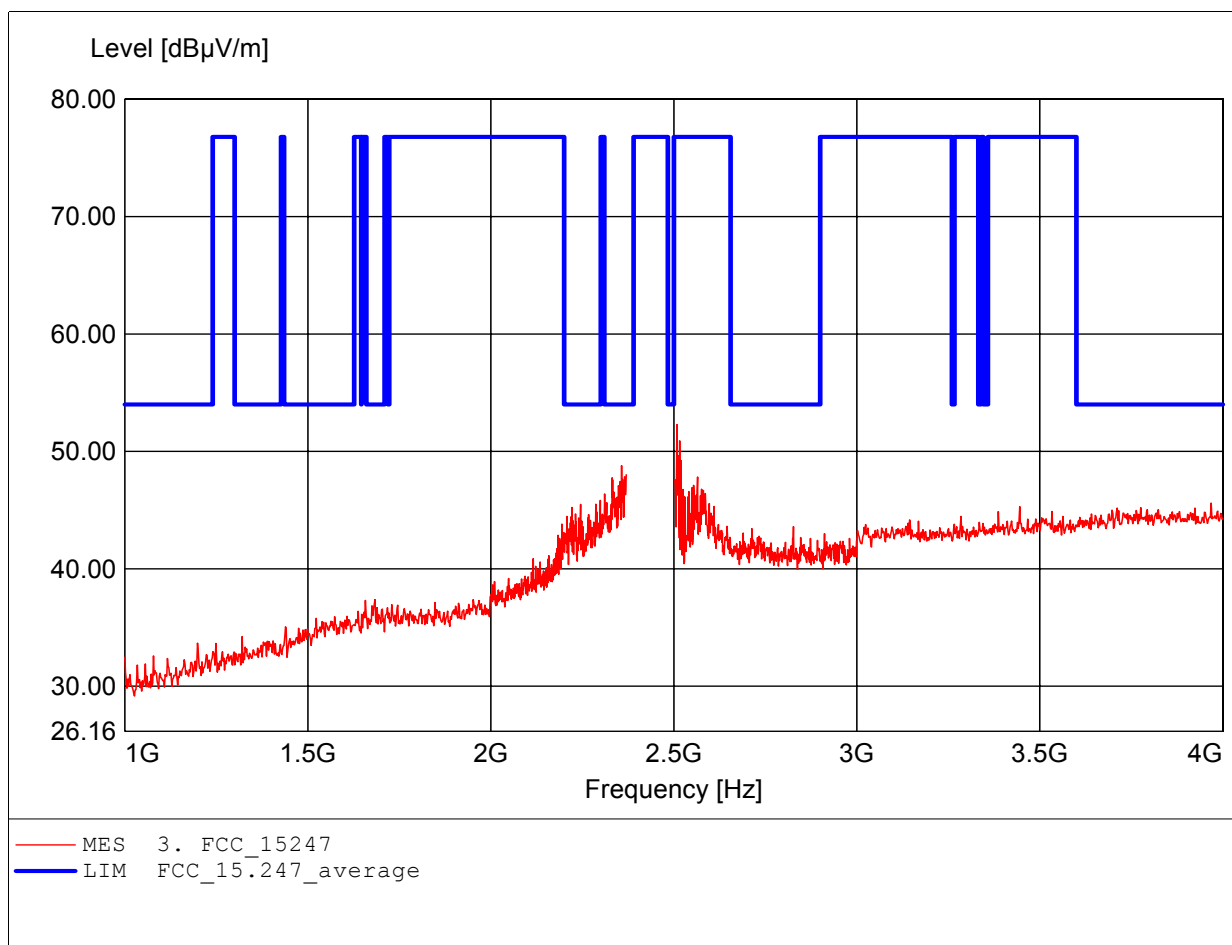
EUT: Enterprise Access Point 802.11b/g Dual-Radio  
MODEL NO.: 96-10 11G Channel 11 Antenna 2  
Approval Holder: Madge-Limited  
Test Site / Operator: ETS / Ken  
Temperature/Voltage: Temp.: 23°C/ Unom.: 120 VAC ( ac / dc Adapter )  
Test Specification: according to §15.247  
Comment 1: Dist.: 3m, Ant.: HL 223,  
Freq: 666.533MHz, Emax: 45.19dBµV/m, RBW: 100kHz



# Spurious emissions Field Strength

## FCC RULES PART 15, SUBPART C

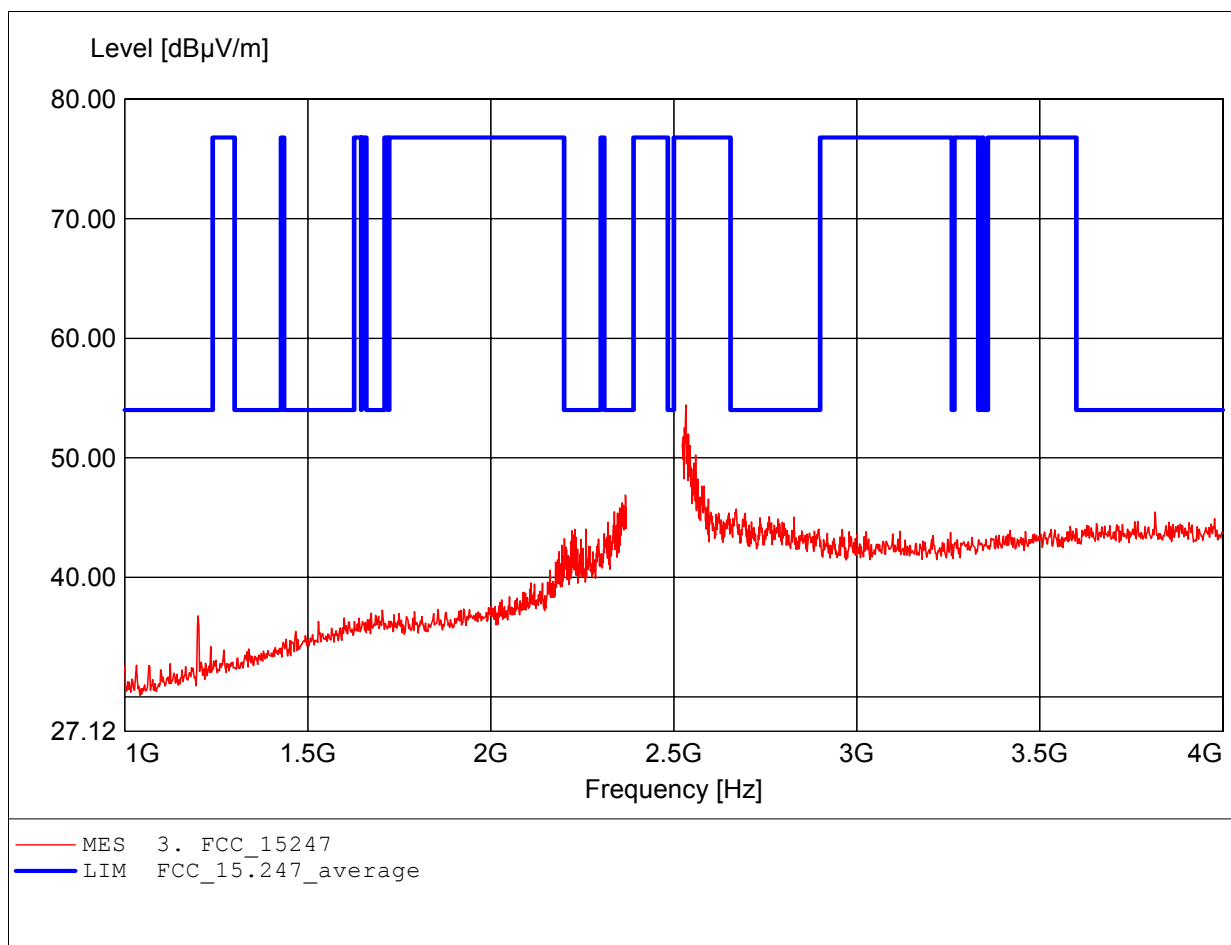
EUT: Enterprise Access Point 802.11b/g Dual-Radio  
MODEL NO.: 96-10 11G Channel 11 Antenna 2  
Approval Holder: Madge-Limited  
Test Site / Operator: ETS / Orville Chang  
Temperature/Voltage: Temp.: 23°C/ Unom.: 120 VAC ( ac / dc Adapter )  
Test Specification: according to §15.247, peak detector  
Comment 1: Dist.: 3m, Ant.: HL025, amplif.  
Freq: 2.509GHz, Emax: 52.29dBµV/m, RBW: 1MHz



# Spurious emissions Field Strength

## FCC RULES PART 15, SUBPART C

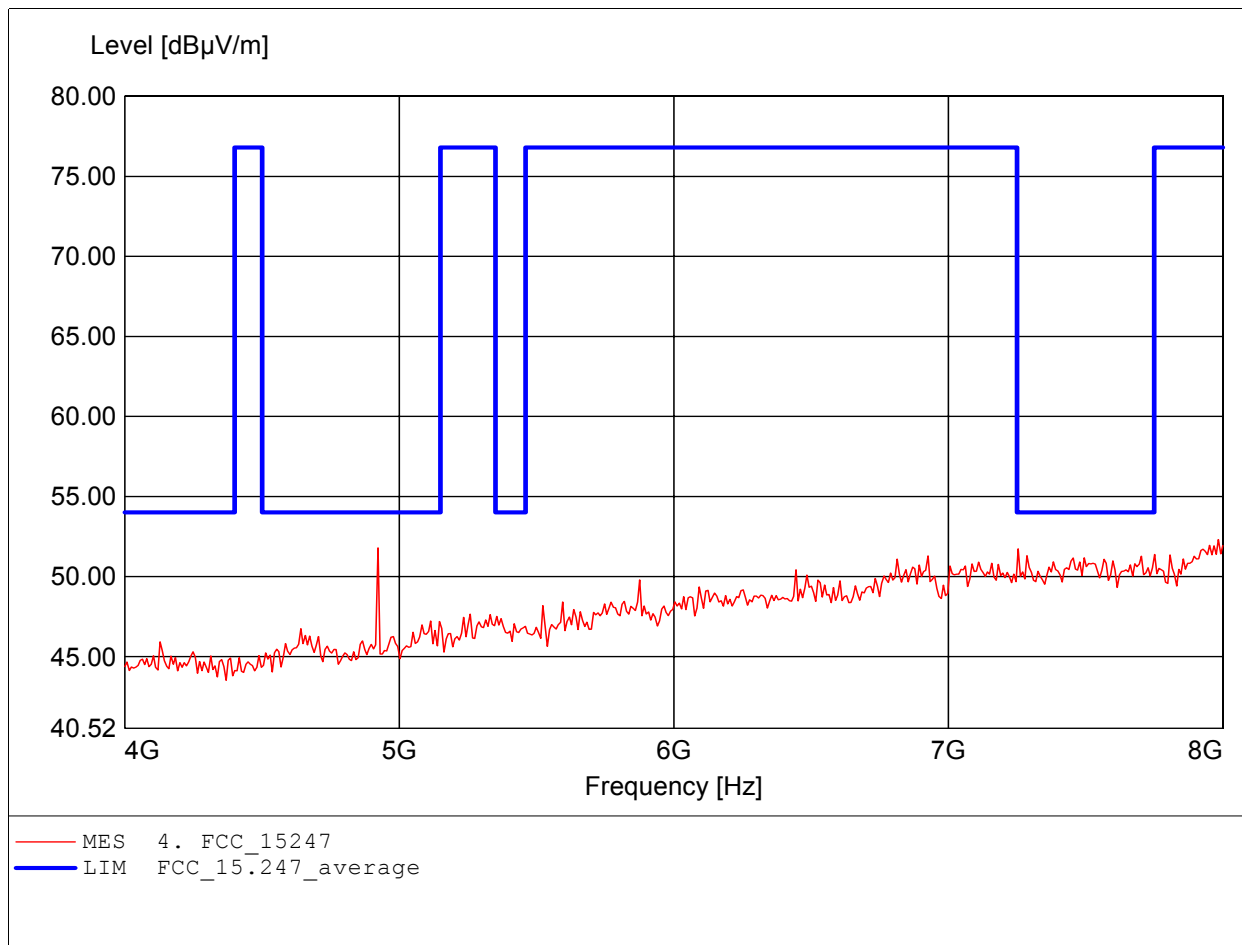
EUT: Enterprise Access Point 802.11b/g Dual-Radio  
MODEL NO.: 96-10 11G Channel 11 Antenna 2  
Approval Holder: Madge-Limited  
Test Site / Operator: ETS / Ken  
Temperature/Voltage: Temp.: 23°C/ Unom.: 120 VAC ( ac / dc Adapter )  
Test Specification: according to §15.247, peak detector  
Comment 1: Dist.: 3m, Ant.: HL025, amplif.  
Freq: 2.533GHz, Emax: 54.42dBµV/m, RBW: 1MHz



# Spurious emissions Field Strength

## FCC RULES PART 15, SUBPART C

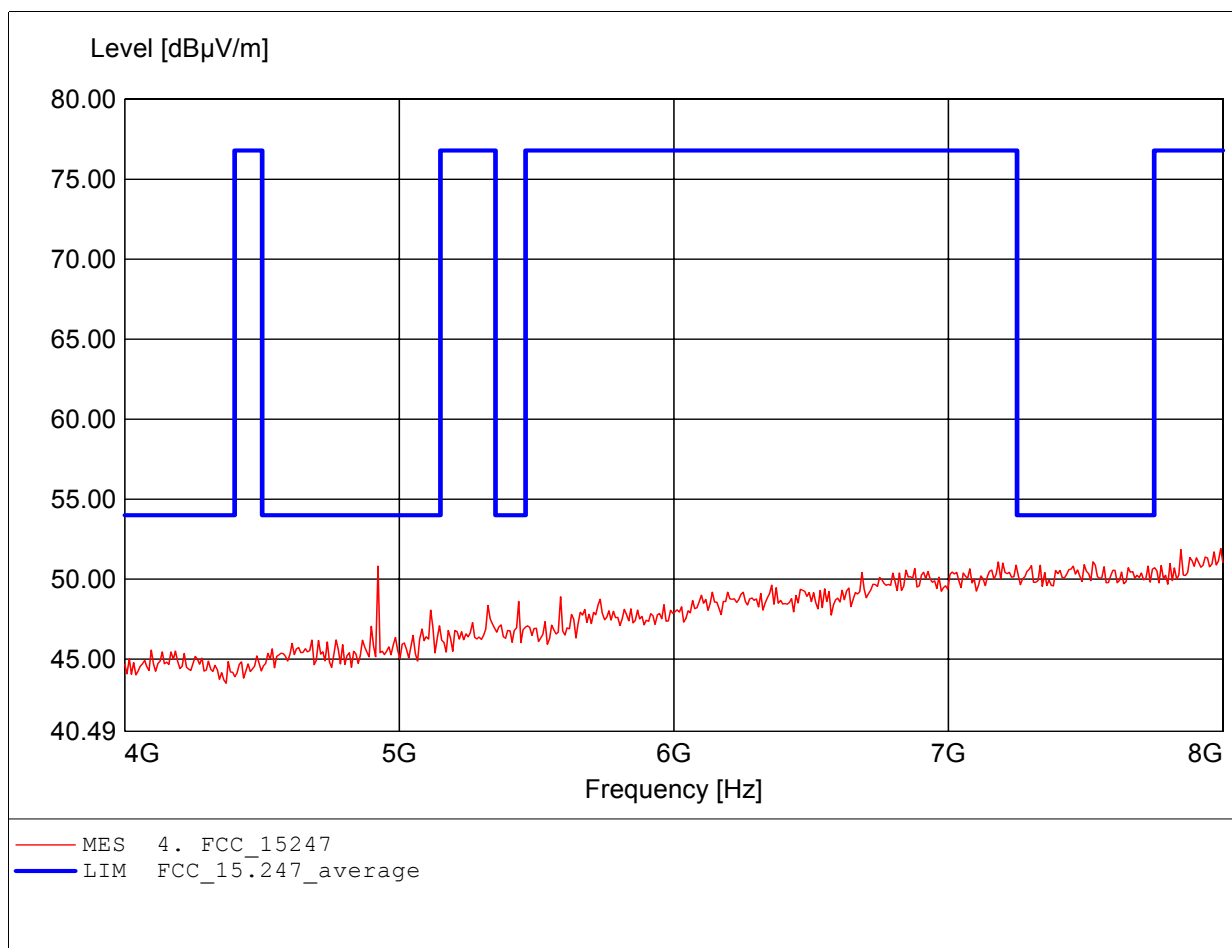
EUT: Enterprise Access Point 802.11b/g Dual-Radio  
MODEL NO.: 96-10 11G Channel 11 Antenna 2  
Approval Holder: Madge-Limited  
Test Site / Operator: ETS / Orville Chang  
Temperature/Voltage: Temp.: 23°C/ Unom.: 120 VAC ( ac / dc Adapter )  
Test Specification: according to §15.247, peak detector  
Comment 1: Dist.: 3m, Ant.: HL025, ampl.+HP.  
Freq: 7.984GHz, Emax: 52.31dBµV/m, RBW: 1MHz



# Spurious emissions Field Strength

## FCC RULES PART 15, SUBPART C

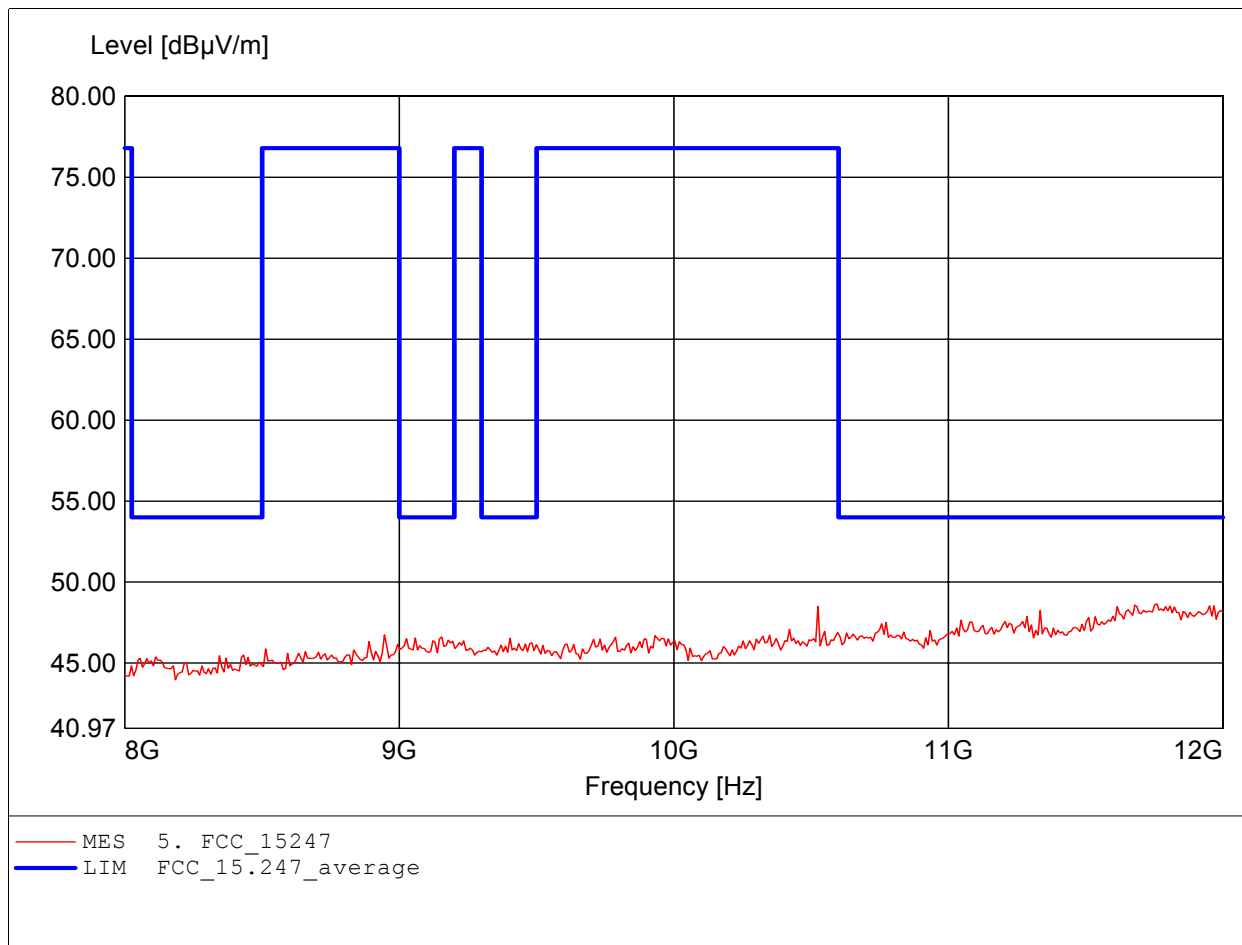
EUT: Enterprise Access Point 802.11b/g Dual-Radio  
MODEL NO.: 96-10 11G Channel 11 Antenna 2  
Approval Holder: Madge-Limited  
Test Site / Operator: ETS / Orville Chang  
Temperature/Voltage: Temp.: 23°C/ Unom.: 120 VAC ( ac / dc Adapter )  
Test Specification: according to §15.247, peak detector  
Comment 1: Dist.: 3m, Ant.: HL025, ampl.+HP.  
Freq: 7.992GHz, Emax: 51.91dBµV/m, RBW: 1MHz



# Spurious emissions Field Strength

## FCC RULES PART 15, SUBPART C

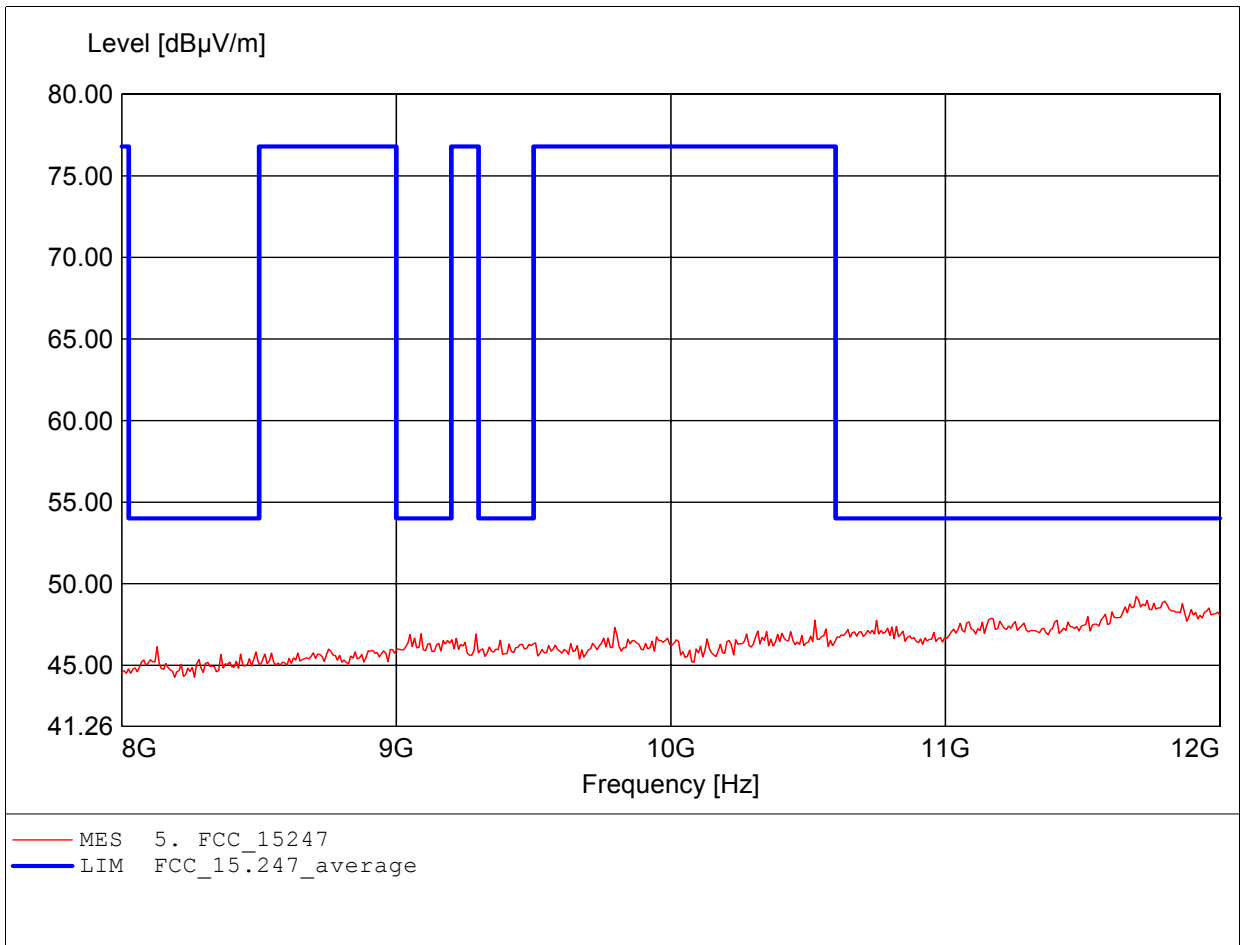
EUT: Enterprise Access Point 802.11b/g Dual-Radio  
MODEL NO.: 96-10 11G Channel 11 Antenna 2  
Approval Holder: Madge-Limited  
Test Site / Operator: ETS / Orville Chang  
Temperature/Voltage: Temp.: 23°C/ Unom.: 120 VAC ( ac / dc Adapter )  
Test Specification: according to §15.247, peak detector  
Comment 1: Dist.: 3m, Ant.: HL025, ampl.+HP.  
Freq: 11.760GHz, Emax: 48.66dBµV/m, RBW: 1MHz



**Spurious emissions Field Strength**

**FCC RULES PART 15, SUBPART C**

EUT: Enterprise Access Point 802.11b/g Dual-Radio  
MODEL NO.: 96-10 11G Channel 11 Antenna 2  
Approval Holder: Madge-Limited  
Test Site / Operator: ETS / Orville Chang  
Temperature/Voltage: Temp.: 23°C/ Unom.: 120 VAC ( ac / dc Adapter )  
Test Specification: according to §15.247, peak detector  
Comment 1: Dist.: 3m, Ant.: HL025, ampl.+HP.  
Freq: 11.695GHz, Emax: 49.23dBµV/m, RBW: 1MHz

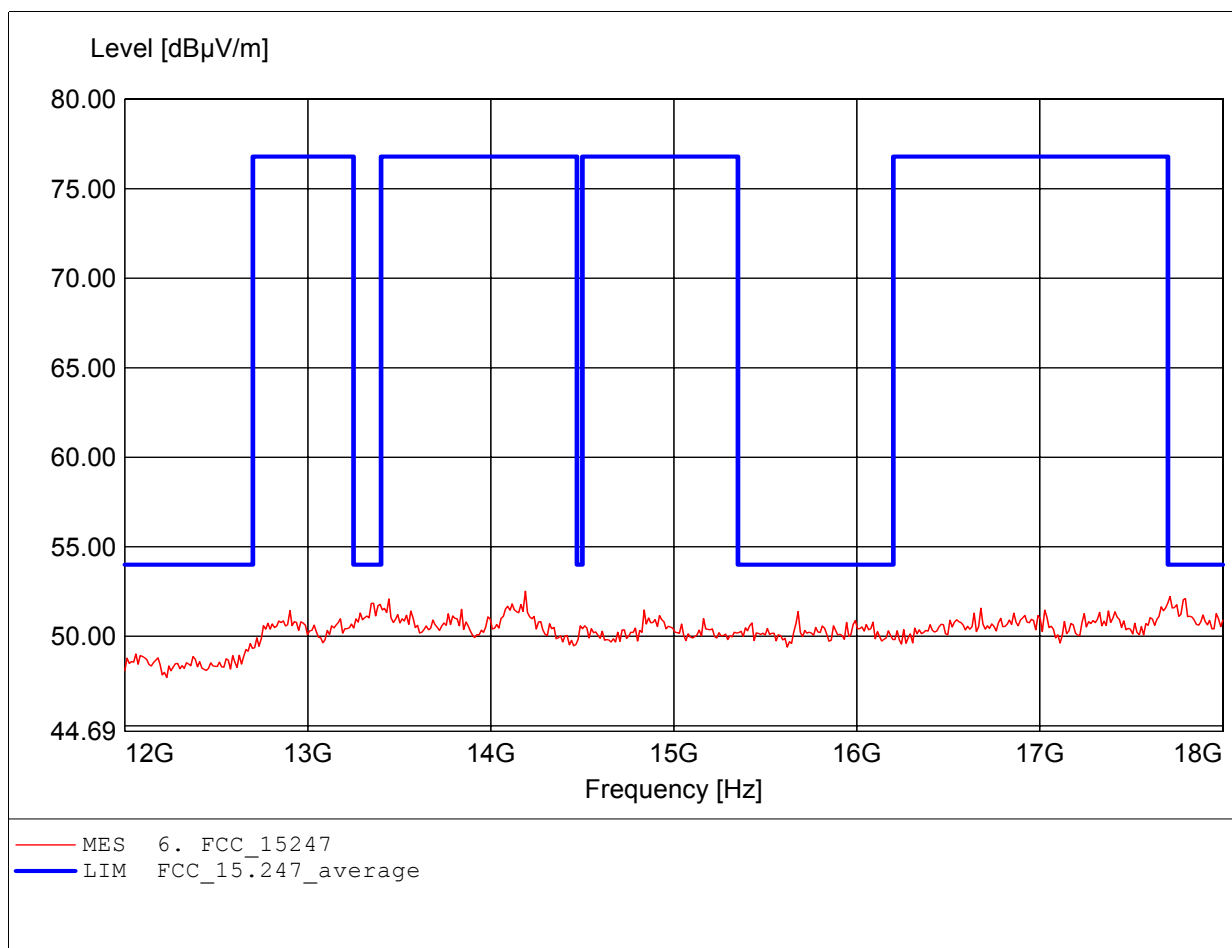




# Spurious emissions Field Strength

## FCC RULES PART 15, SUBPART C

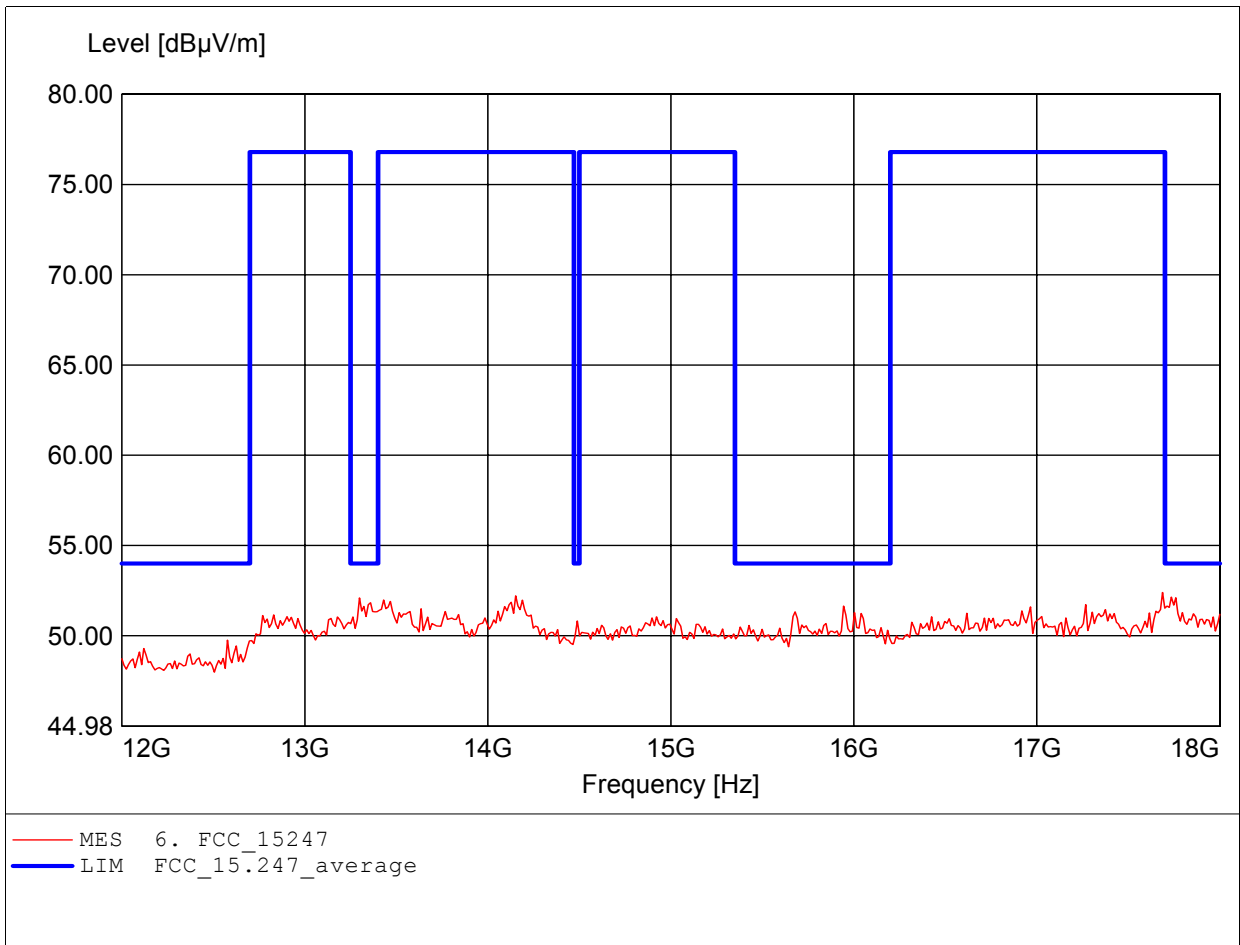
EUT: Enterprise Access Point 802.11b/g Dual-Radio  
MODEL NO.: 96-10 11G Channel 11 Antenna 2  
Approval Holder: Madge-Limited  
Test Site / Operator: ETS / Orville Chang  
Temperature/Voltage: Temp.: 23°C/ Unom.: 120 VAC ( ac / dc Adapter )  
Test Specification: according to §15.247, peak detector  
Comment 1: Dist.: 3m, Ant.: HL025, ampl.+HP.  
Freq: 14.188GHz, Emax: 52.51dBµV/m, RBW: 1MHz



**Spurious emissions Field Strength**

**FCC RULES PART 15, SUBPART C**

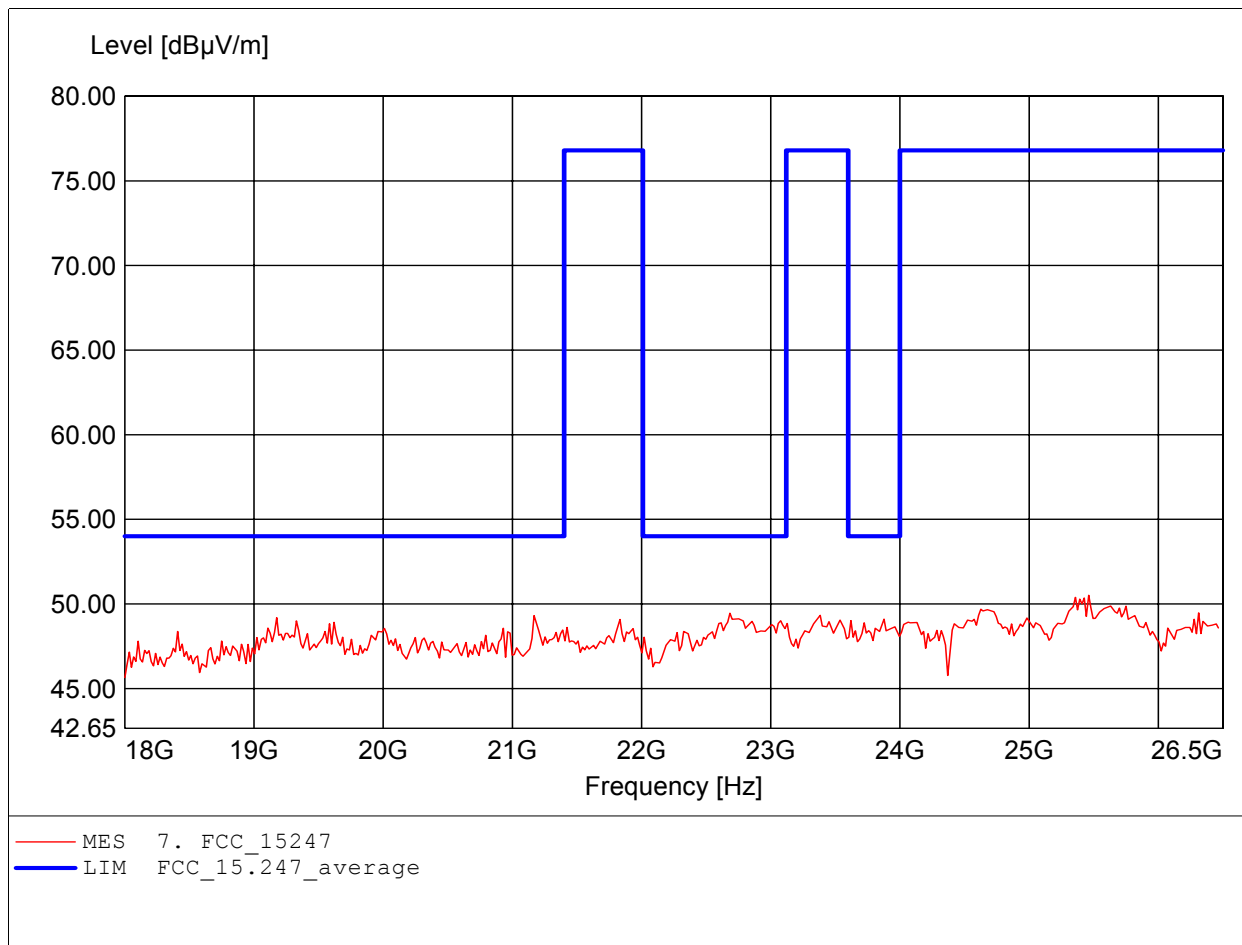
EUT: Enterprise Access Point 802.11b/g Dual-Radio  
MODEL NO.: 96-10 11G Channel 11 Antenna 2  
Approval Holder: Madge-Limited  
Test Site / Operator: ETS / Orville Chang  
Temperature/Voltage: Temp.: 23°C/ Unom.: 120 VAC ( ac / dc Adapter )  
Test Specification: according to §15.247, peak detector  
Comment 1: Dist.: 3m, Ant.: HL025, ampl.+HP.  
Freq: 17.687GHz, Emax: 52.40dBµV/m, RBW: 1MHz



# Spurious emissions Field Strength

## FCC RULES PART 15, SUBPART C

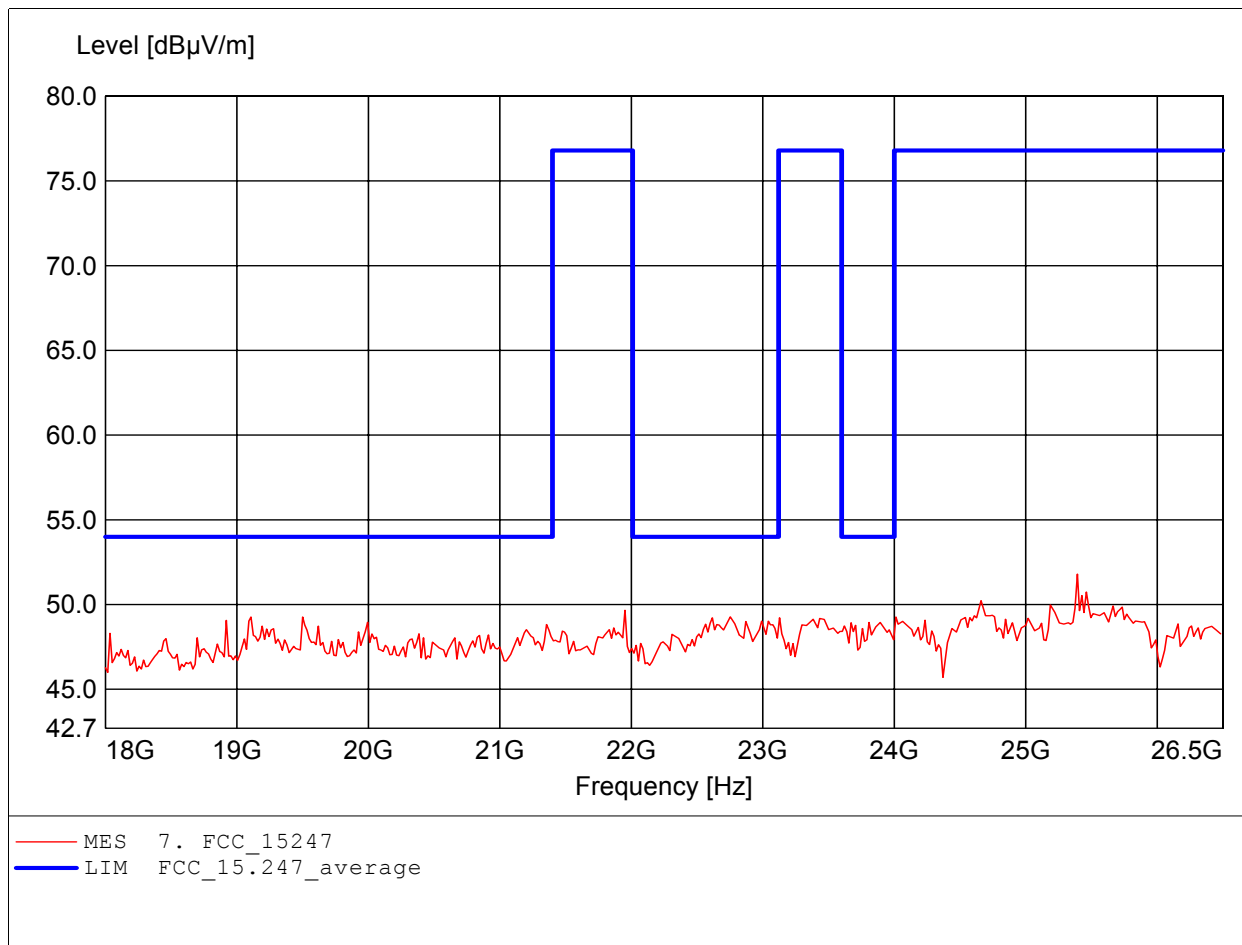
EUT: Enterprise Access Point 802.11b/g Dual-Radio  
MODEL NO.: 96-10 11G Channel 11 Antenna 2  
Approval Holder: Madge-Limited  
Test Site / Operator: ETS / Ken  
Temperature/Voltage: Temp.: 23°C/ Unom.: 120 VAC ( ac / dc Adapter )  
Test Specification: according to §15.247, peak detector  
Comment 1: Dist.: 3m, Ant.: HL025, amplif.  
Freq: 25.461GHz, Emax: 50.51dBµV/m, RBW: 1MHz



# Spurious emissions Field Strength

## FCC RULES PART 15, SUBPART C

EUT: Enterprise Access Point 802.11b/g Dual-Radio  
MODEL NO.: 96-10 11G Channel 11 Antenna 2  
Approval Holder: Madge-Limited  
Test Site / Operator: ETS / Ken  
Temperature/Voltage: Temp.: 23°C/ Unom.: 120 VAC ( ac / dc Adapter )  
Test Specification: according to §15.247, peak detector  
Comment 1: Dist.: 3m, Ant.: HL025, amplif.  
Freq: 25.393GHz, Emax: 51.79dBµV/m, RBW: 1MHz





Registration number: W6M20411-5506-C-2  
FCC ID: NKH9610

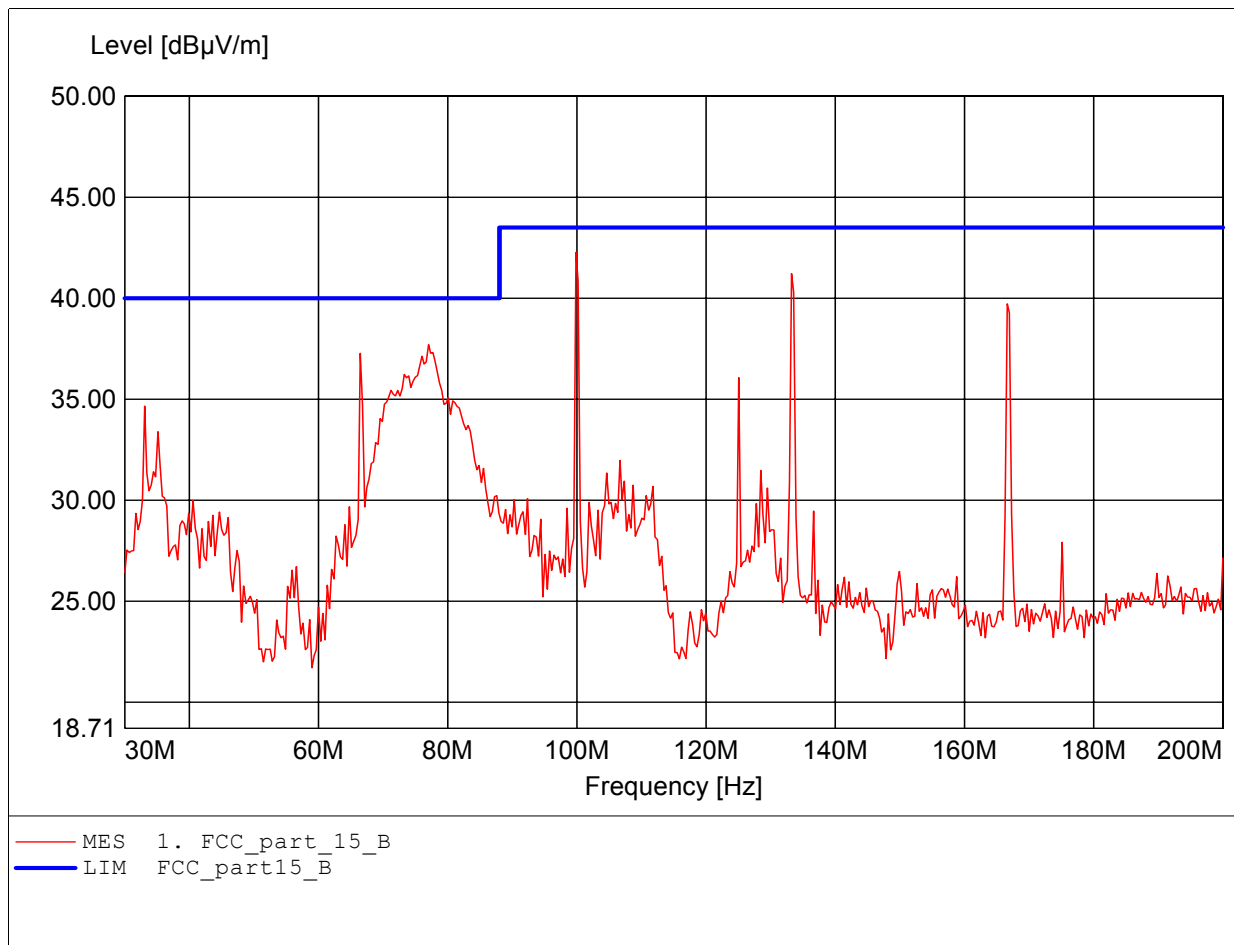
## Appendix C

Spurious Emissions radiated – Receiver operating

**Field Strength under normal conditions**

**FCC RULES PART 15, SUBPART B**

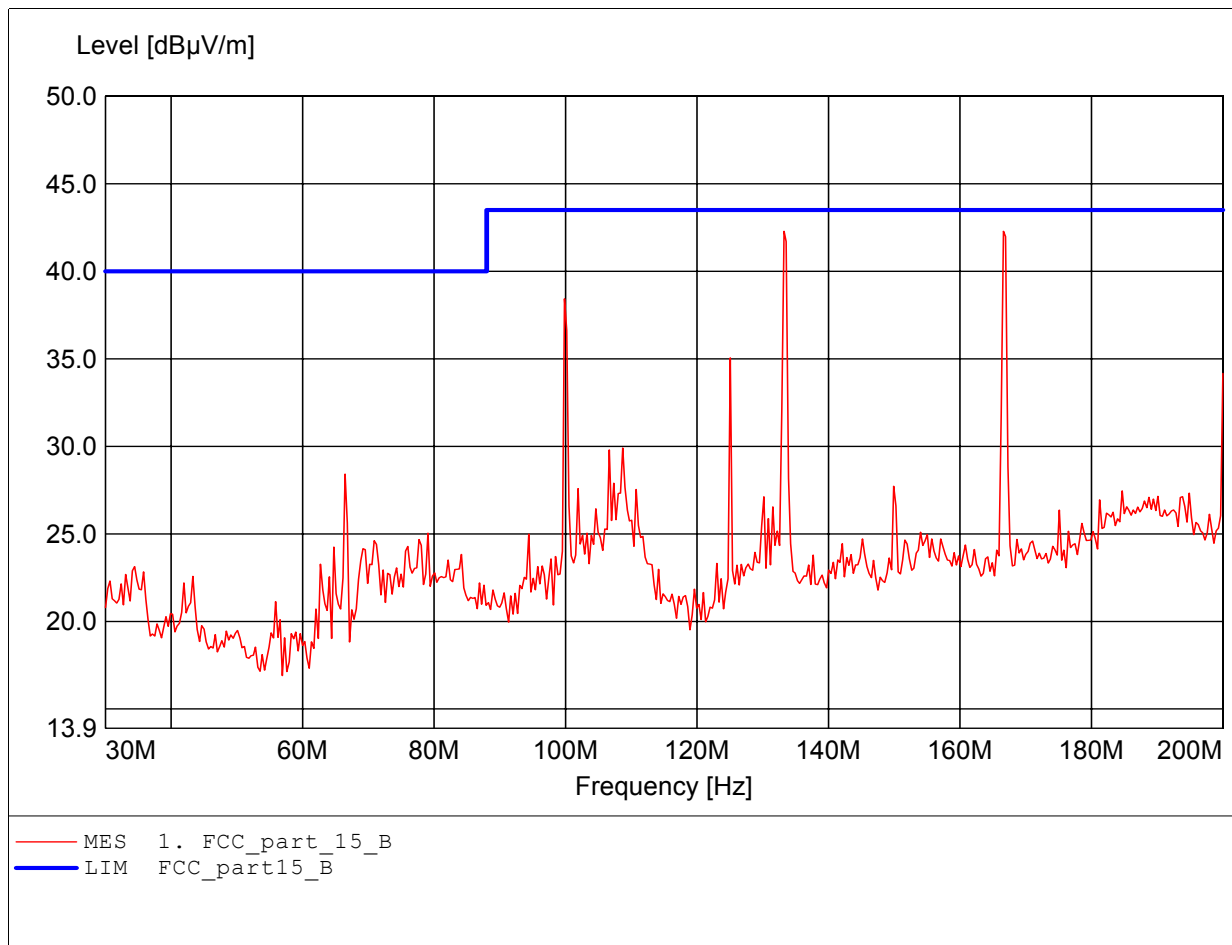
EUT: Enterprise Access Point 802.11b/g Dual-Radio  
MODEL NO.: 96-10 11G Channel 1 Antenna 1  
Approval Holder: Madge-Limited  
Test Site / Operator: ETS / Ken  
Temperature/Voltage: Temp.: 23°C/ Unom.: 120 VAC ( ac / dc Adapter )  
Test Specification: according to subpart B  
Comment 1: Dist.: 3m, Ant.: HK 116  
Freq:99.840MHz Emax:42.28dBµV/m RBW: 100 kHz



**Field Strength under normal conditions**

**FCC RULES PART 15, SUBPART B**

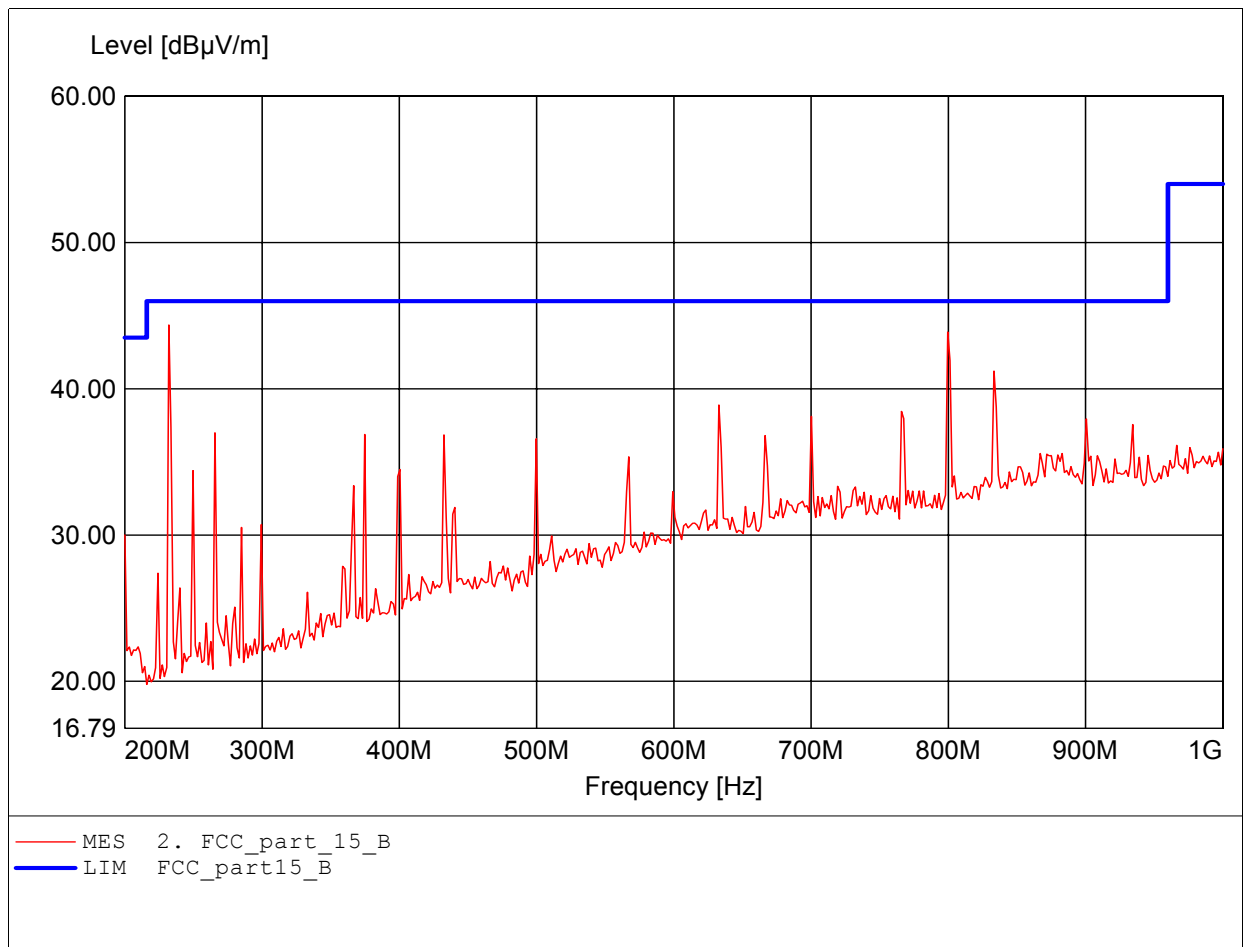
EUT: Enterprise Access Point 802.11b/g Dual-Radio  
MODEL NO.: 96-10 11G Channel 1 Antenna 1  
Approval Holder: Madge-Limited  
Test Site / Operator: ETS / Ken  
Temperature/Voltage: Temp.: 23°C/ Unom.: 120 VAC ( ac / dc Adapter )  
Test Specification: according to subpart B  
Comment 1: Dist.: 3m, Ant.: HK 116  
Freq:166.613MHz Emax:42.29dBµV/m RBW: 100 kHz



**Field Strength under normal conditions**

**FCC RULES PART 15, SUBPART B**

EUT: Enterprise Access Point 802.11b/g Dual-Radio  
MODEL NO.: 96-10 11G Channel 1 Antenna 1  
Approval Holder: Madge-Limited  
Test Site / Operator: ETS / Ken  
Temperature/Voltage: Temp.: 23°C/ Unom.: 120 VAC ( ac / dc Adapter )  
Test Specification: according to subpart B  
Comment 1: Dist.: 3m, Ant.: HL 223, ampl.  
Freq:232.064MHz Emax:44.36dBµV/m RBW: 100 kHz

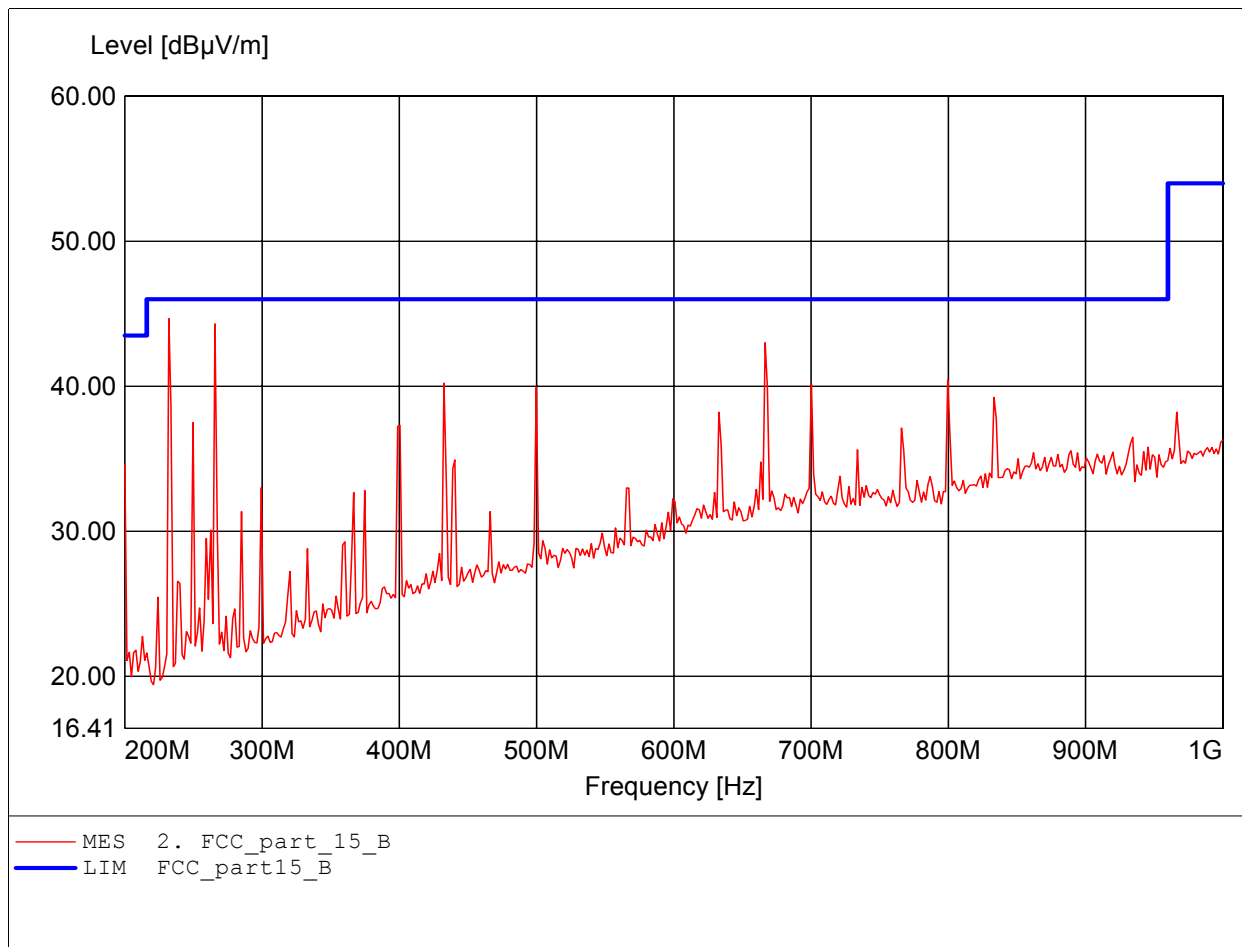




**Field Strength under normal conditions**

**FCC RULES PART 15, SUBPART B**

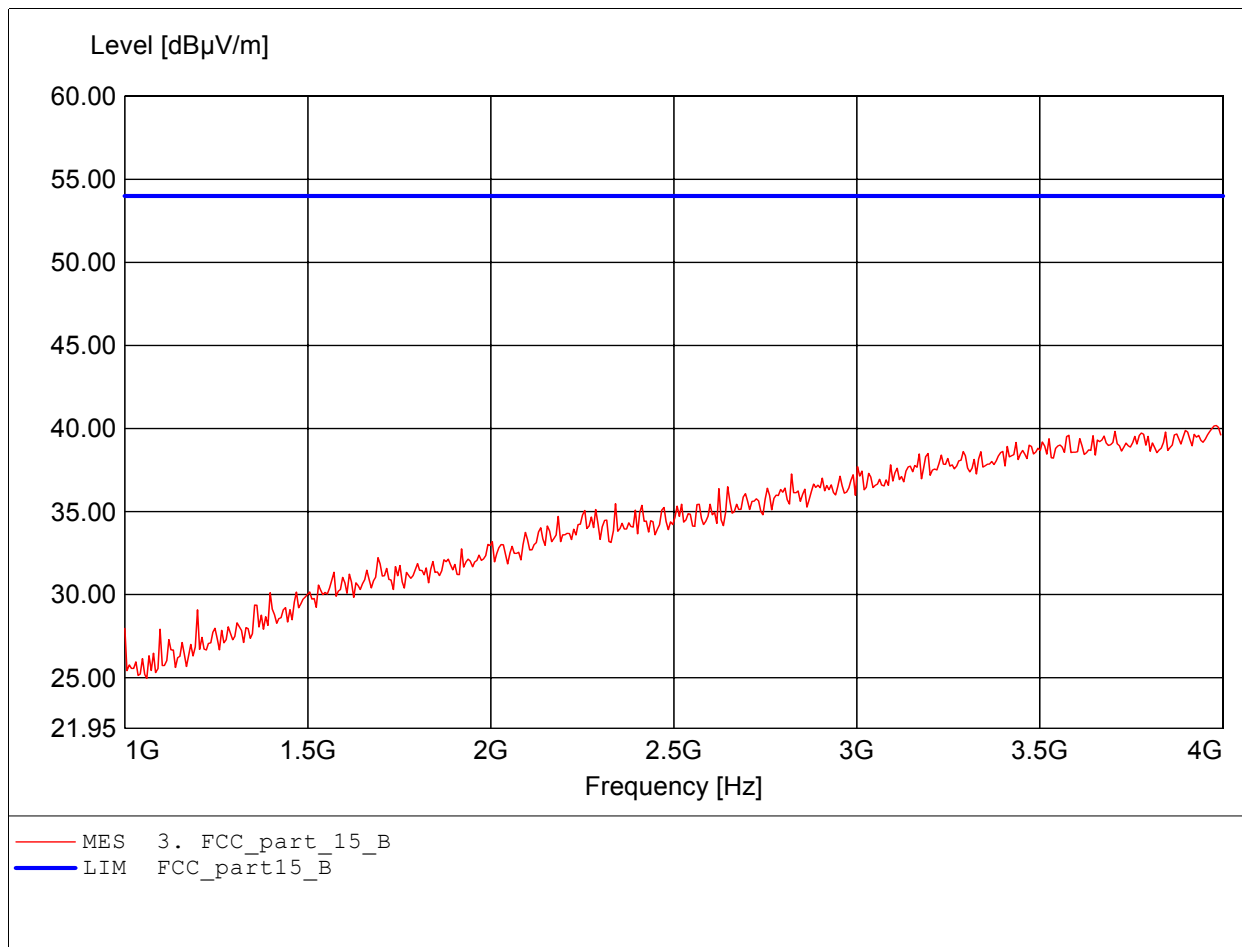
EUT: Enterprise Access Point 802.11b/g Dual-Radio  
MODEL NO.: 96-10 11G Channel 1 Antenna 1  
Approval Holder: Madge-Limited  
Test Site / Operator: ETS / Ken  
Temperature/Voltage: Temp.: 23°C/ Unom.: 120 VAC ( ac / dc Adapter )  
Test Specification: according to subpart B  
Comment 1: Dist.: 3m, Ant.: HL 223, ampl.  
Freq:232.064MHz Emax:44.66dBuV/m RBW: 100 kHz



**Field Strength under normal conditions**

**FCC RULES PART 15, SUBPART B**

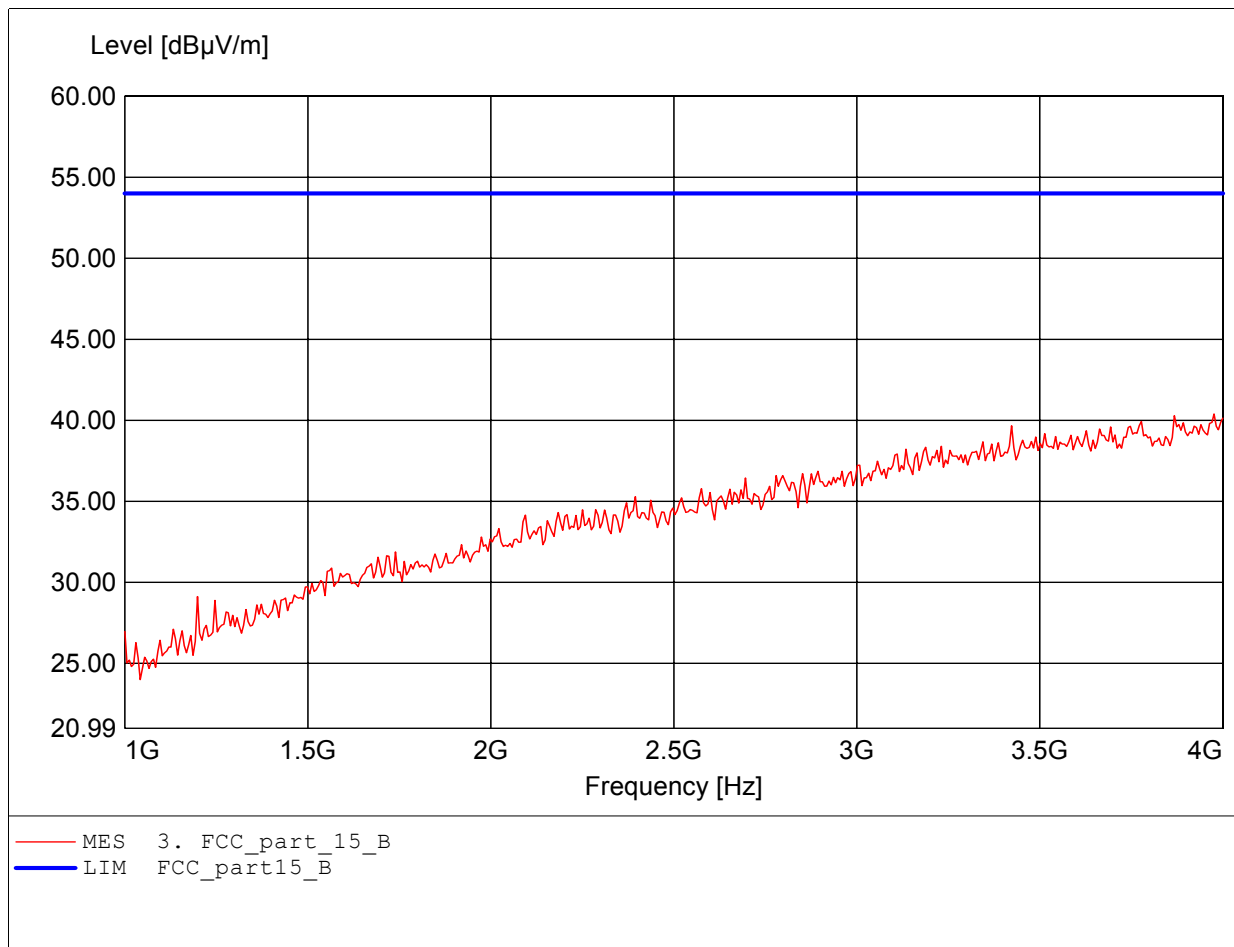
EUT: Enterprise Access Point 802.11b/g Dual-Radio  
MODEL NO.: 96-10 11G Channel 1 Antenna 1  
Approval Holder: Madge-Limited  
Test Site / Operator: ETS / Ken  
Temperature/Voltage: Temp.: 23°C/ Unom.: 120 VAC ( ac / dc Adapter )  
Test Specification: according to subpart B  
Comment 1: Dist.: 3m, Ant.: HL25, ampl.  
Freq:3.982GHz Emax:40.18dBµV/m RBW: 1 MHz



**Field Strength under normal conditions**

**FCC RULES PART 15, SUBPART B**

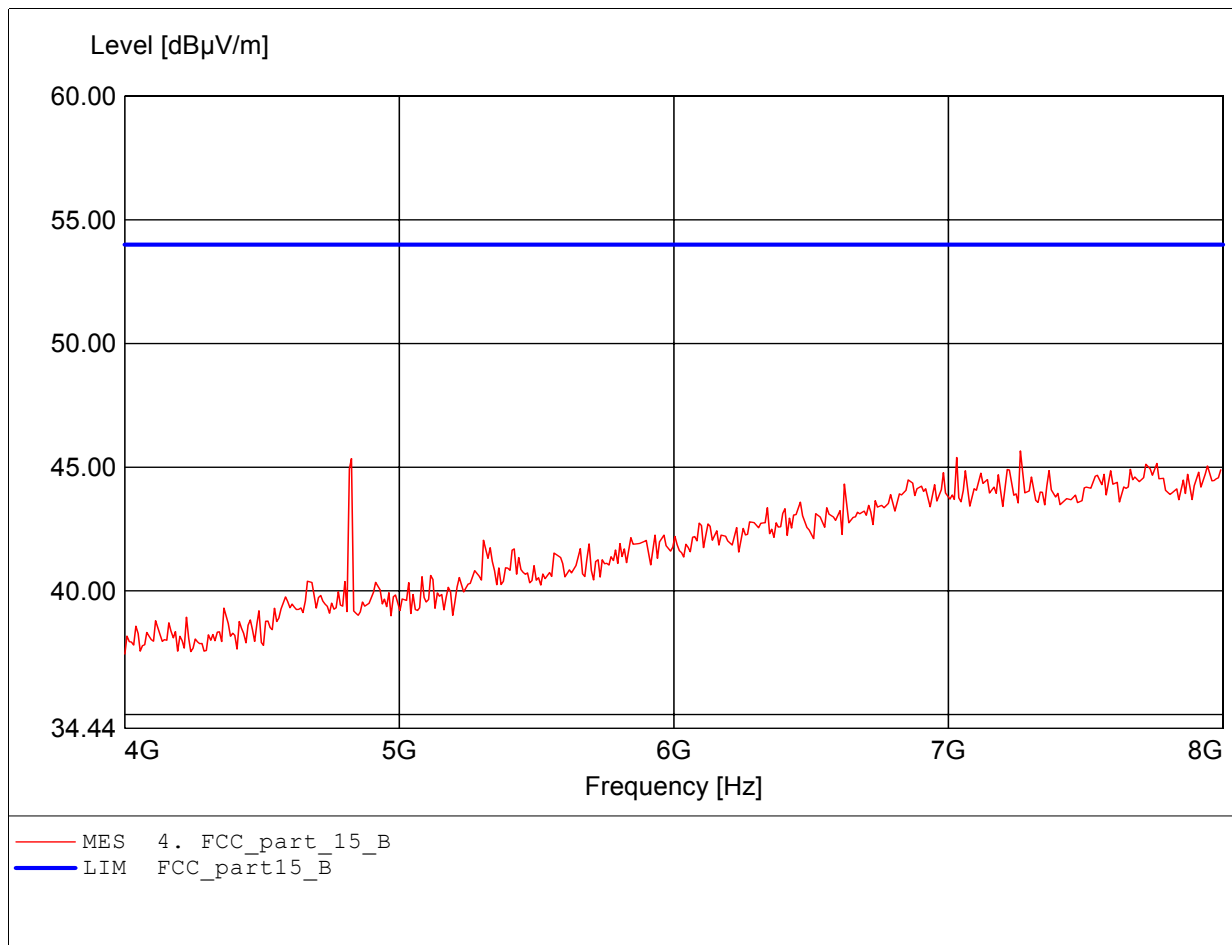
EUT: Enterprise Access Point 802.11b/g Dual-Radio  
MODEL NO.: 96-10 11G Channel 1 Antenna 1  
Approval Holder: Madge-Limited  
Test Site / Operator: ETS / Ken  
Temperature/Voltage: Temp.: 23°C/ Unom.: 120 VAC ( ac / dc Adapter )  
Test Specification: according to subpart B  
Comment 1: Dist.: 3m, Ant.: HL25, ampl.  
Freq:3.976GHz Emax:40.39dBµV/m RBW: 1 MHz



**Field Strength under normal conditions**

**FCC RULES PART 15, SUBPART B**

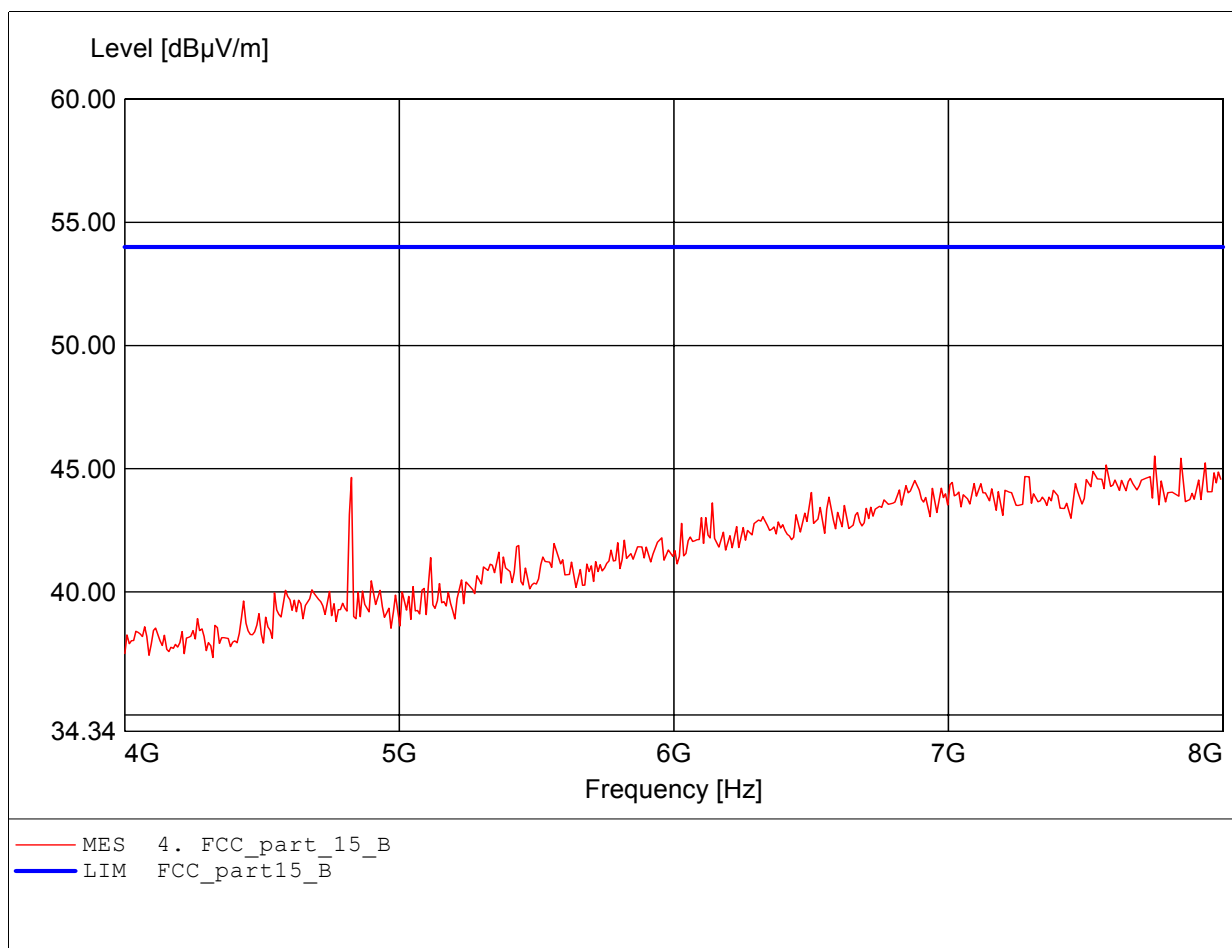
EUT: Enterprise Access Point 802.11b/g Dual-Radio  
MODEL NO.: 96-10 11G Channel 1 Antenna 1  
Approval Holder: Madge-Limited  
Test Site / Operator: ETS / Ken  
Temperature/Voltage: Temp.: 23°C/ Unom.: 120 VAC ( ac / dc Adapter )  
Test Specification: according to subpart B  
Comment 1: Dist.: 3m, Ant.: HL25, ampl.  
Freq:7.263GHz Emax:45.66dBμV/m RBW: 1 MHz



**Field Strength under normal conditions**

**FCC RULES PART 15, SUBPART B**

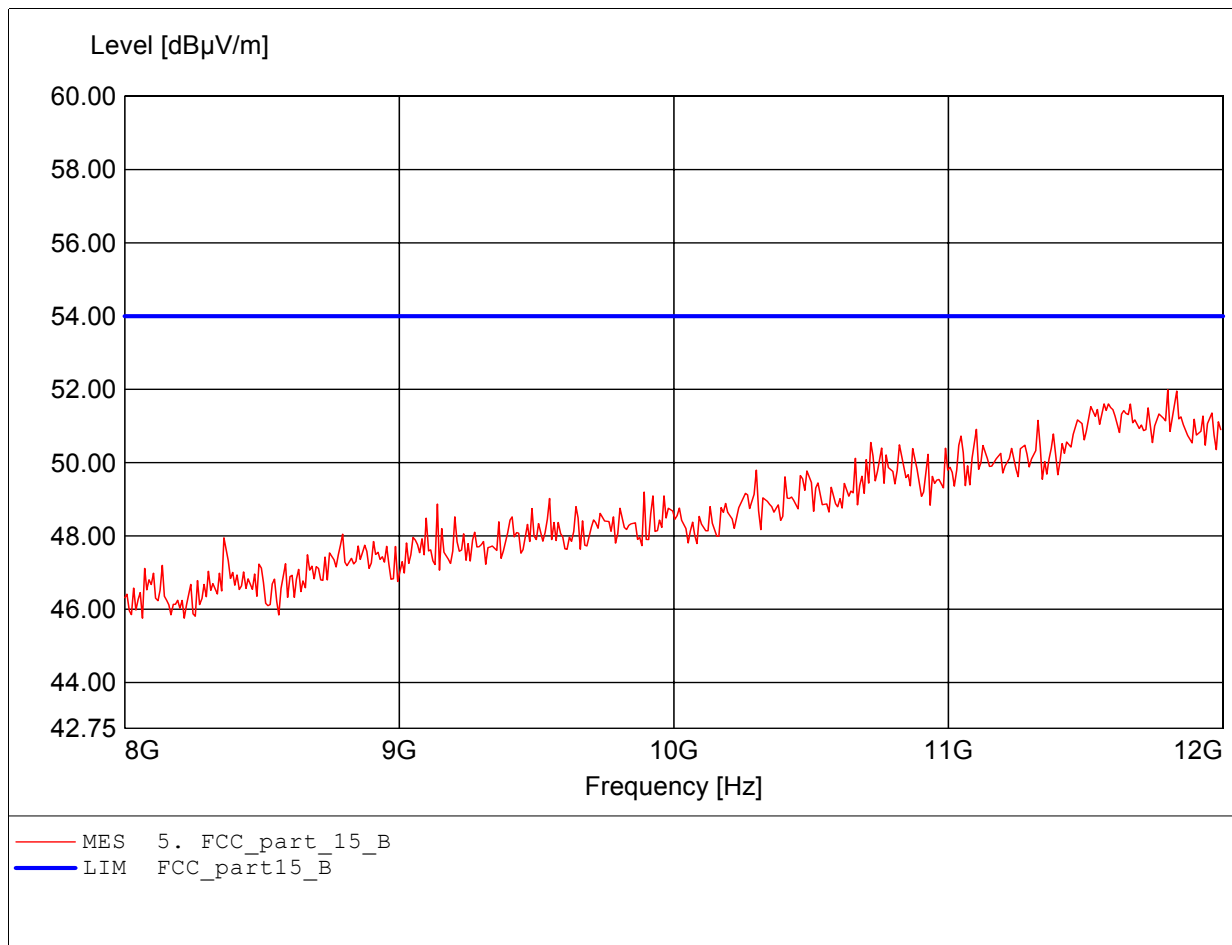
EUT: Enterprise Access Point 802.11b/g Dual-Radio  
MODEL NO.: 96-10 11G Channel 1 Antenna 1  
Approval Holder: Madge-Limited  
Test Site / Operator: ETS / Ken  
Temperature/Voltage: Temp.: 23°C/ Unom.: 120 VAC ( ac / dc Adapter )  
Test Specification: according to subpart B  
Comment 1: Dist.: 3m, Ant.: HL25, ampl.  
Freq:7.752GHz Emax:45.52dBµV/m RBW: 1 MHz



**Field Strength under normal conditions**

**FCC RULES PART 15, SUBPART B**

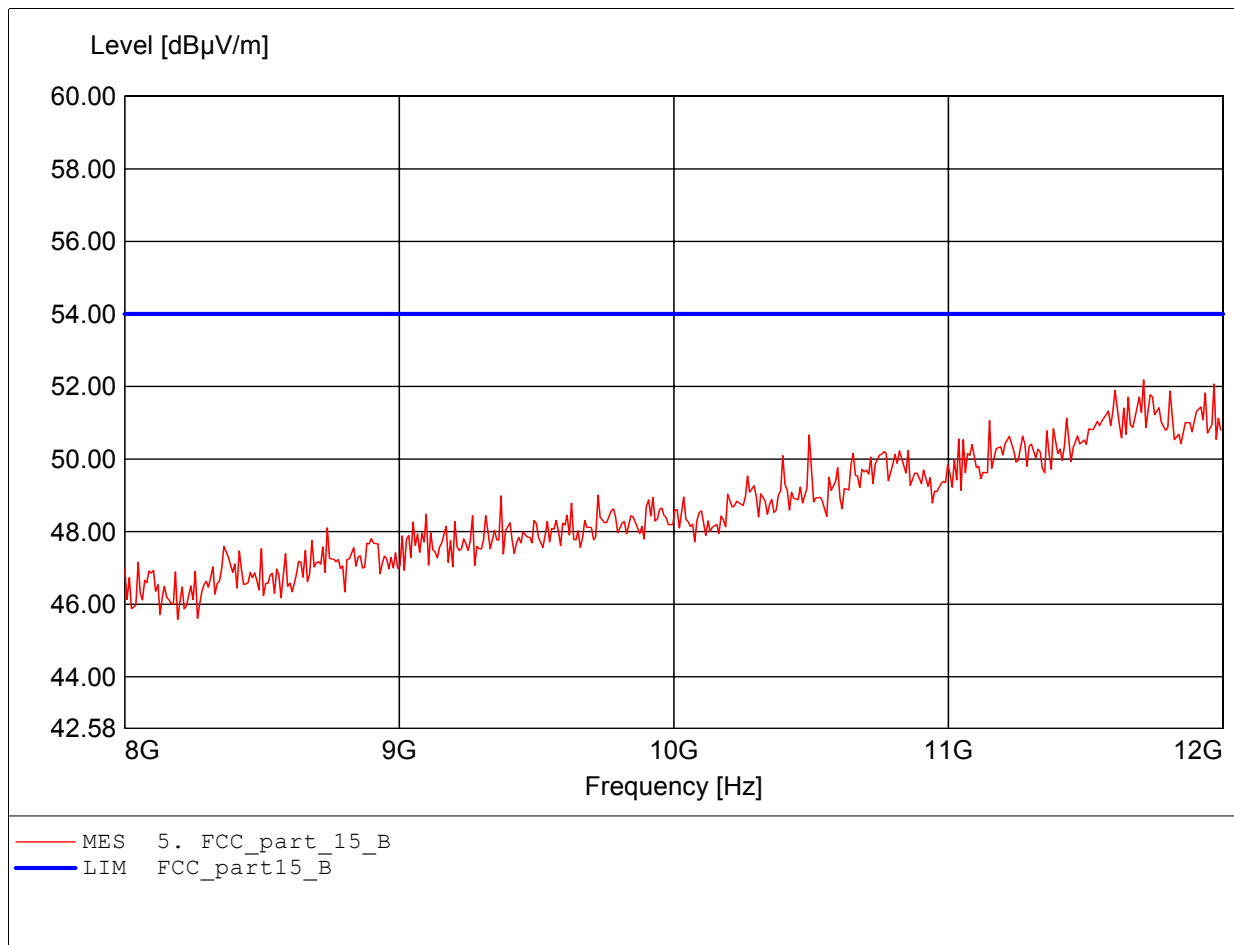
EUT: Enterprise Access Point 802.11b/g Dual-Radio  
MODEL NO.: 96-10 11G Channel 1 Antenna 1  
Approval Holder: Madge-Limited  
Test Site / Operator: ETS / Ken  
Temperature/Voltage: Temp.: 23°C/ Unom.: 120 VAC ( ac / dc Adapter )  
Test Specification: according to subpart B  
Comment 1: Dist.: 3m, Ant.: HL25, ampl.  
Freq:11.800GHz Emax:51.99dBµV/m RBW: 1 MHz



**Field Strength under normal conditions**

**FCC RULES PART 15, SUBPART B**

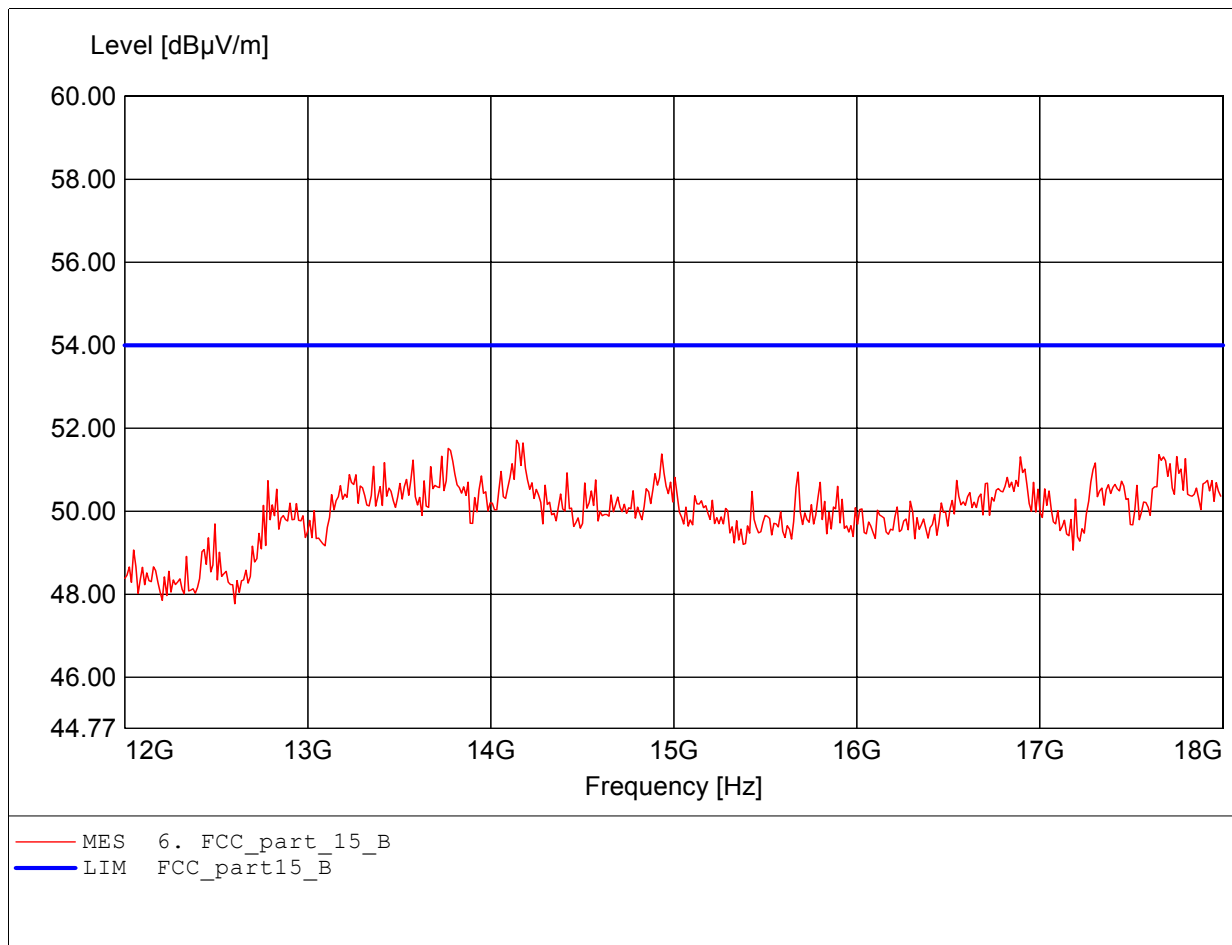
EUT: Enterprise Access Point 802.11b/g Dual-Radio  
MODEL NO.: 96-10 11G Channel 1 Antenna 1  
Approval Holder: Madge-Limited  
Test Site / Operator: ETS / Ken  
Temperature/Voltage: Temp.: 23°C/ Unom.: 120 VAC ( ac / dc Adapter )  
Test Specification: according to subpart B  
Comment 1: Dist.: 3m, Ant.: HL25, ampl.  
Freq:11.711GHz Emax:52.18dBµV/m RBW: 1 MHz



**Field Strength under normal conditions**

**FCC RULES PART 15, SUBPART B**

EUT: Enterprise Access Point 802.11b/g Dual-Radio  
MODEL NO.: 96-10 11G Channel 1 Antenna 1  
Approval Holder: Madge-Limited  
Test Site / Operator: ETS / Ken  
Temperature/Voltage: Temp.: 23°C/ Unom.: 120 VAC ( ac / dc Adapter )  
Test Specification: according to subpart B  
Comment 1: Dist.: 3m, Ant.: HL25, ampl.  
Freq:14.140GHz Emax:51.71dBµV/m RBW: 1 MHz

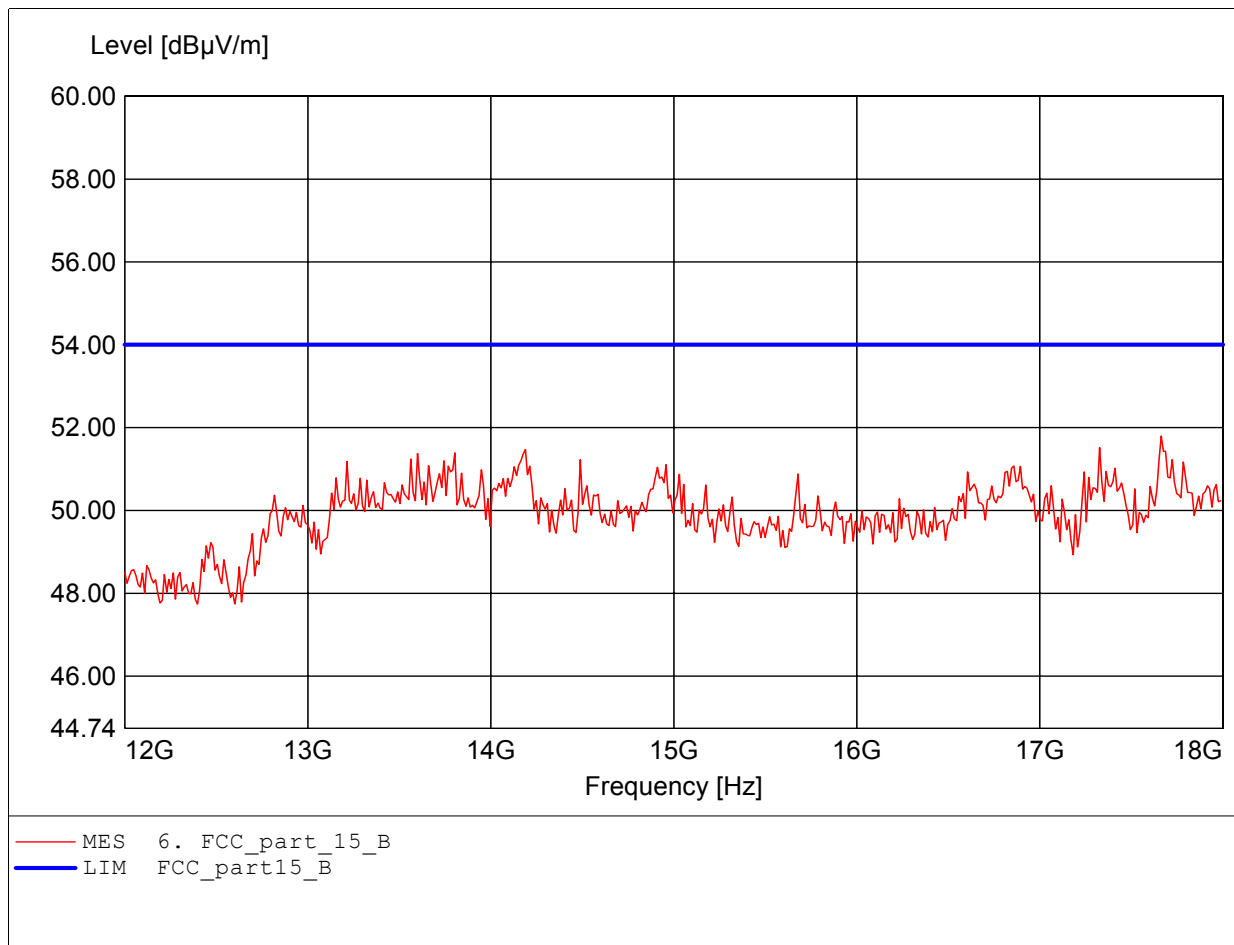




**Field Strength under normal conditions**

**FCC RULES PART 15, SUBPART B**

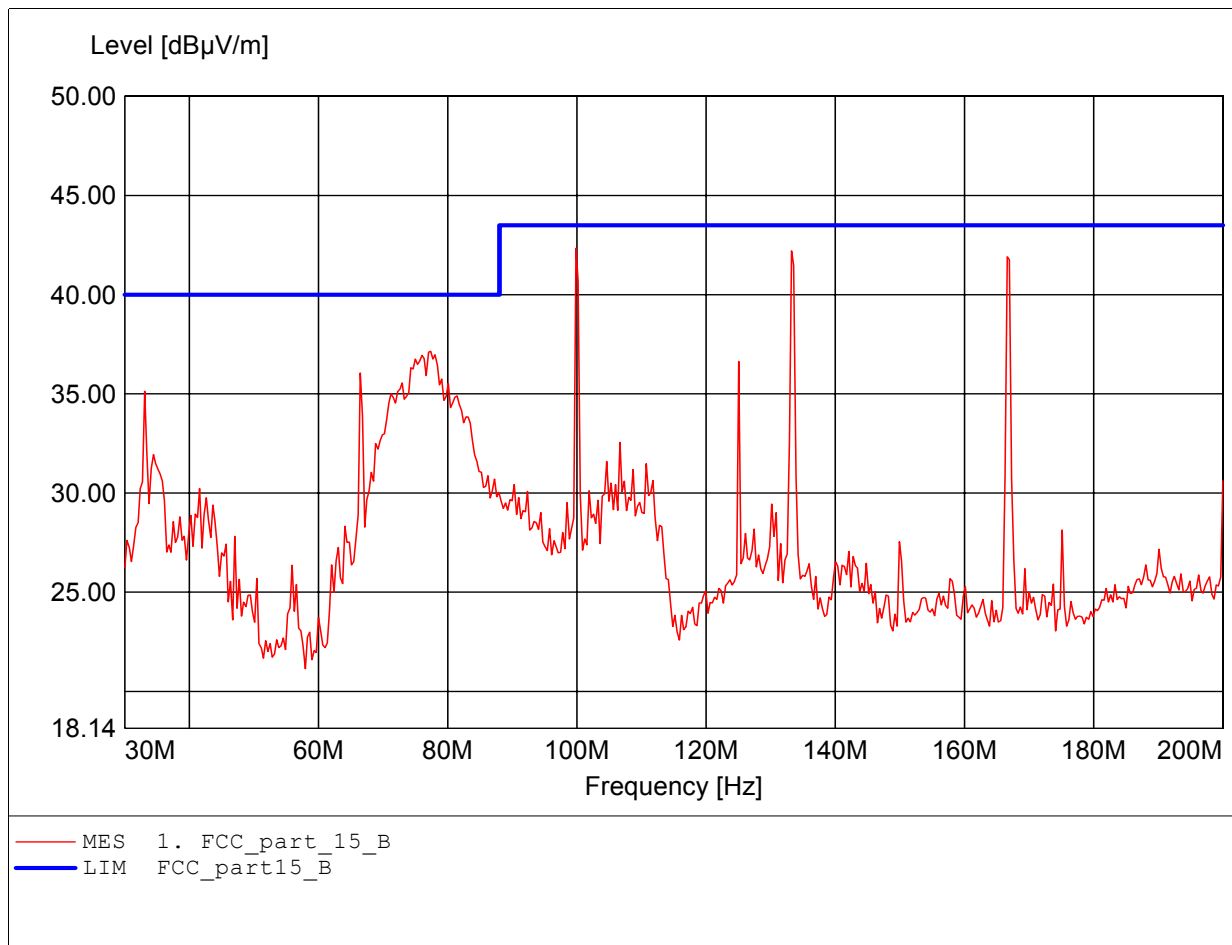
EUT: Enterprise Access Point 802.11b/g Dual-Radio  
MODEL NO.: 96-10 11G Channel 1 Antenna 1  
Approval Holder: Madge-Limited  
Test Site / Operator: ETS / Ken  
Temperature/Voltage: Temp.: 23°C/ Unom.: 120 VAC ( ac / dc Adapter )  
Test Specification: according to subpart B  
Comment 1: Dist.: 3m, Ant.: HL25, ampl.  
Freq:17.663GHz Emax:51.80dBµV/m RBW: 1 MHz



**Field Strength under normal conditions**

**FCC RULES PART 15, SUBPART B**

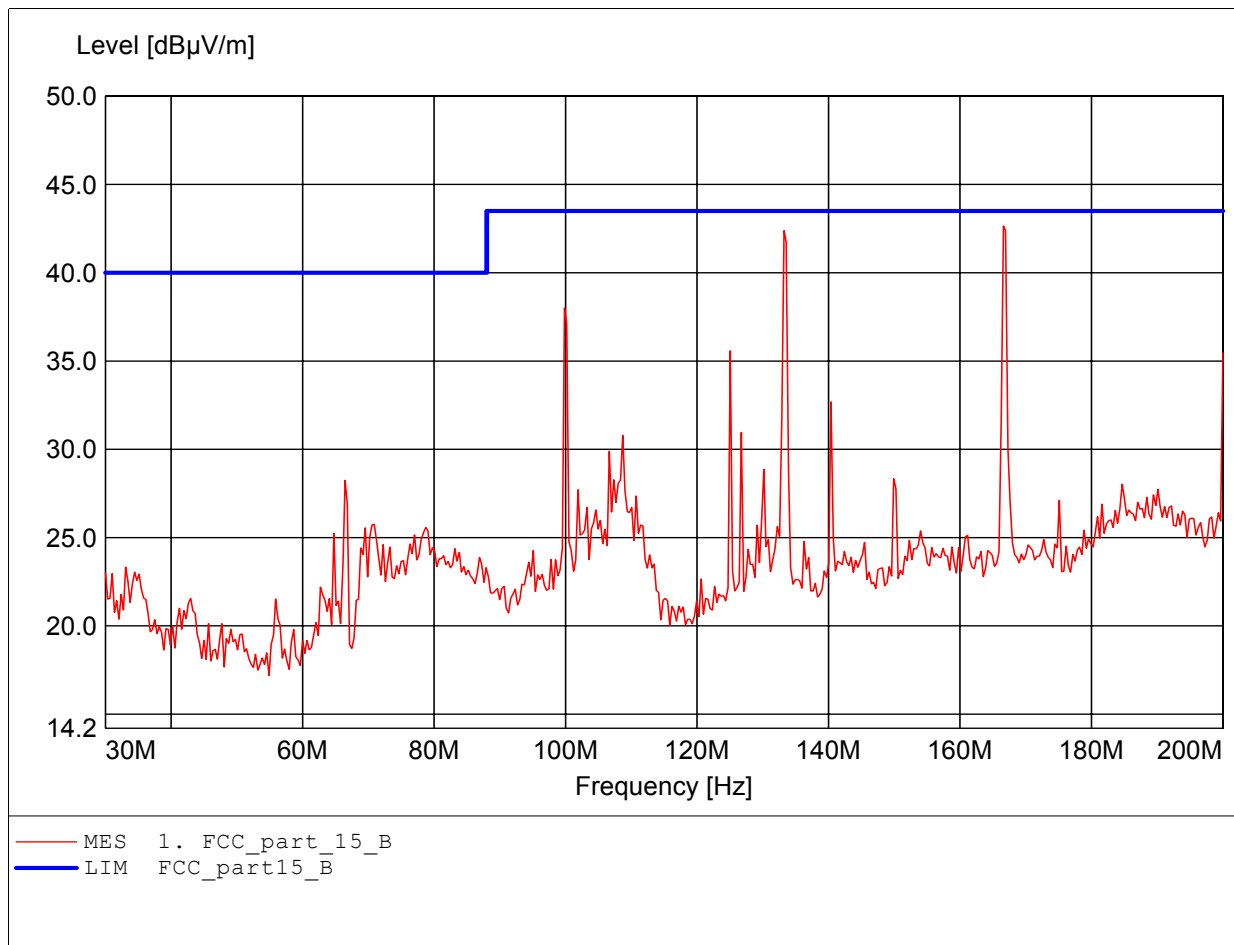
EUT: Enterprise Access Point 802.11b/g Dual-Radio  
MODEL NO.: 96-10 11G Channel 6 Antenna 1  
Approval Holder: Madge-Limited  
Test Site / Operator: ETS / Ken  
Temperature/Voltage: Temp.: 23°C/ Unom.: 120 VAC ( ac / dc Adapter )  
Test Specification: according to subpart B  
Comment 1: Dist.: 3m, Ant.: HK 116  
Freq:99.840MHz Emax:42.33dBµV/m RBW: 100 kHz



**Field Strength under normal conditions**

**FCC RULES PART 15, SUBPART B**

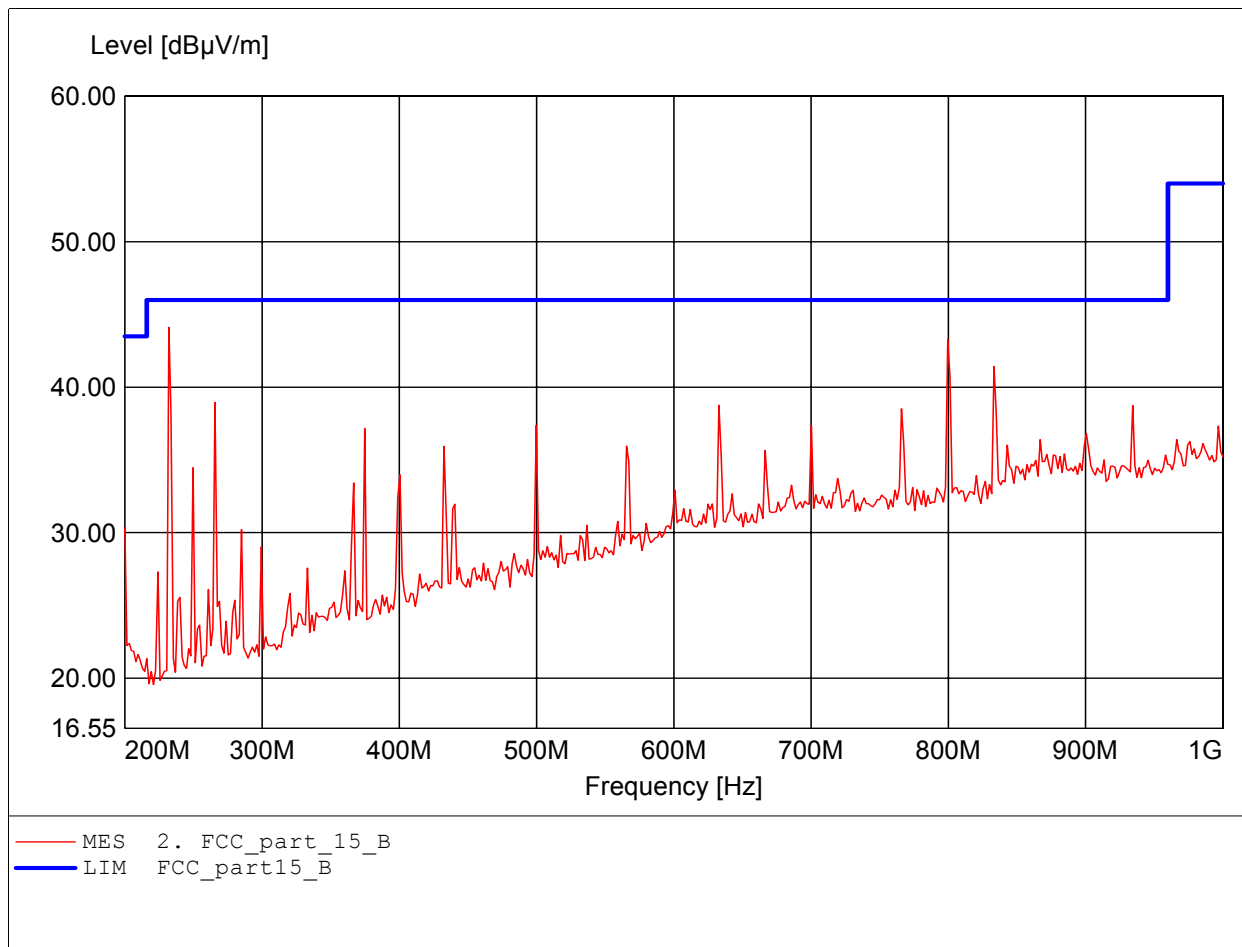
EUT: Enterprise Access Point 802.11b/g Dual-Radio  
MODEL NO.: 96-10 11G Channel 6 Antenna 1  
Approval Holder: Madge-Limited  
Test Site / Operator: ETS / Ken  
Temperature/Voltage: Temp.: 23°C/ Unom.: 120 VAC ( ac / dc Adapter )  
Test Specification: according to subpart B  
Comment 1: Dist.: 3m, Ant.: HK 116  
Freq:166.613MHz Emax:42.65dBµV/m RBW: 100 kHz



**Field Strength under normal conditions**

**FCC RULES PART 15, SUBPART B**

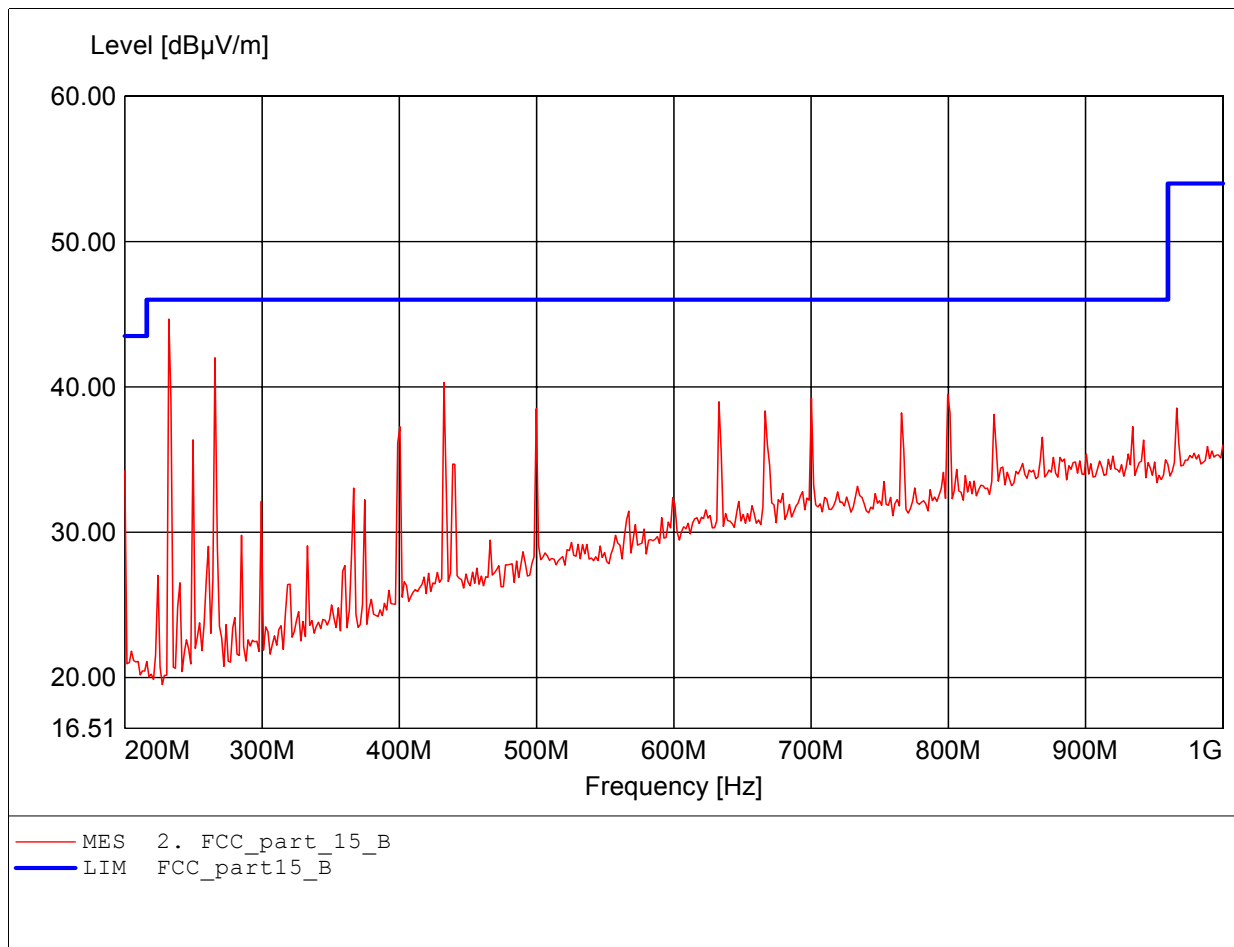
EUT: Enterprise Access Point 802.11b/g Dual-Radio  
MODEL NO.: 96-10 11G Channel 6 Antenna 1  
Approval Holder: Madge-Limited  
Test Site / Operator: ETS / Ken  
Temperature/Voltage: Temp.: 23°C/ Unom.: 120 VAC ( ac / dc Adapter )  
Test Specification: according to subpart B  
Comment 1: Dist.: 3m, Ant.: HL 223, ampl.  
Freq:232.064MHz Emax:44.12dBµV/m RBW: 100 kHz



**Field Strength under normal conditions**

**FCC RULES PART 15, SUBPART B**

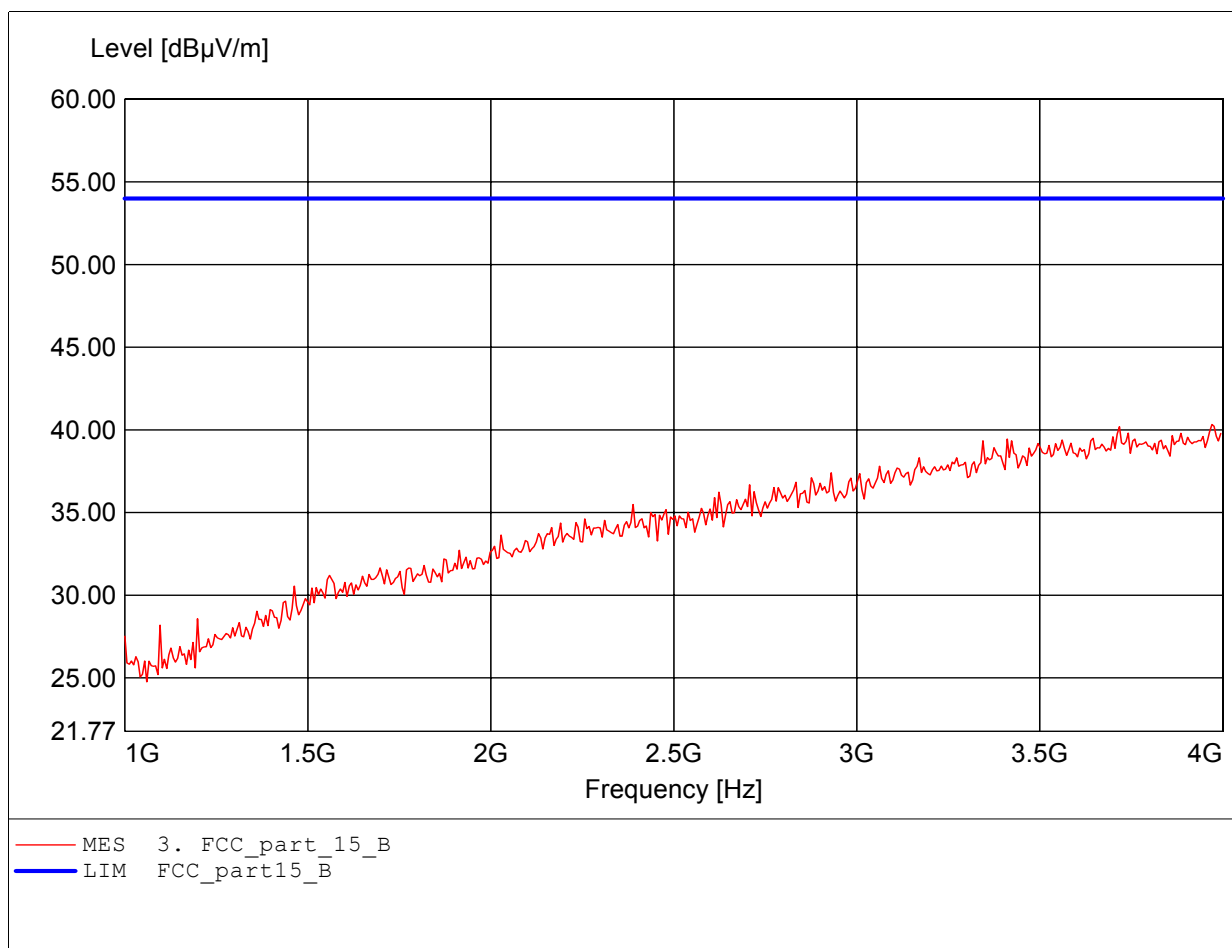
EUT: Enterprise Access Point 802.11b/g Dual-Radio  
MODEL NO.: 96-10 11G Channel 6 Antenna 1  
Approval Holder: Madge-Limited  
Test Site / Operator: ETS / Ken  
Temperature/Voltage: Temp.: 23°C/ Unom.: 120 VAC ( ac / dc Adapter )  
Test Specification: according to subpart B  
Comment 1: Dist.: 3m, Ant.: HL 223, ampl.  
Freq:232.064MHz Emax:44.67dBuV/m RBW: 100 kHz



**Field Strength under normal conditions**

**FCC RULES PART 15, SUBPART B**

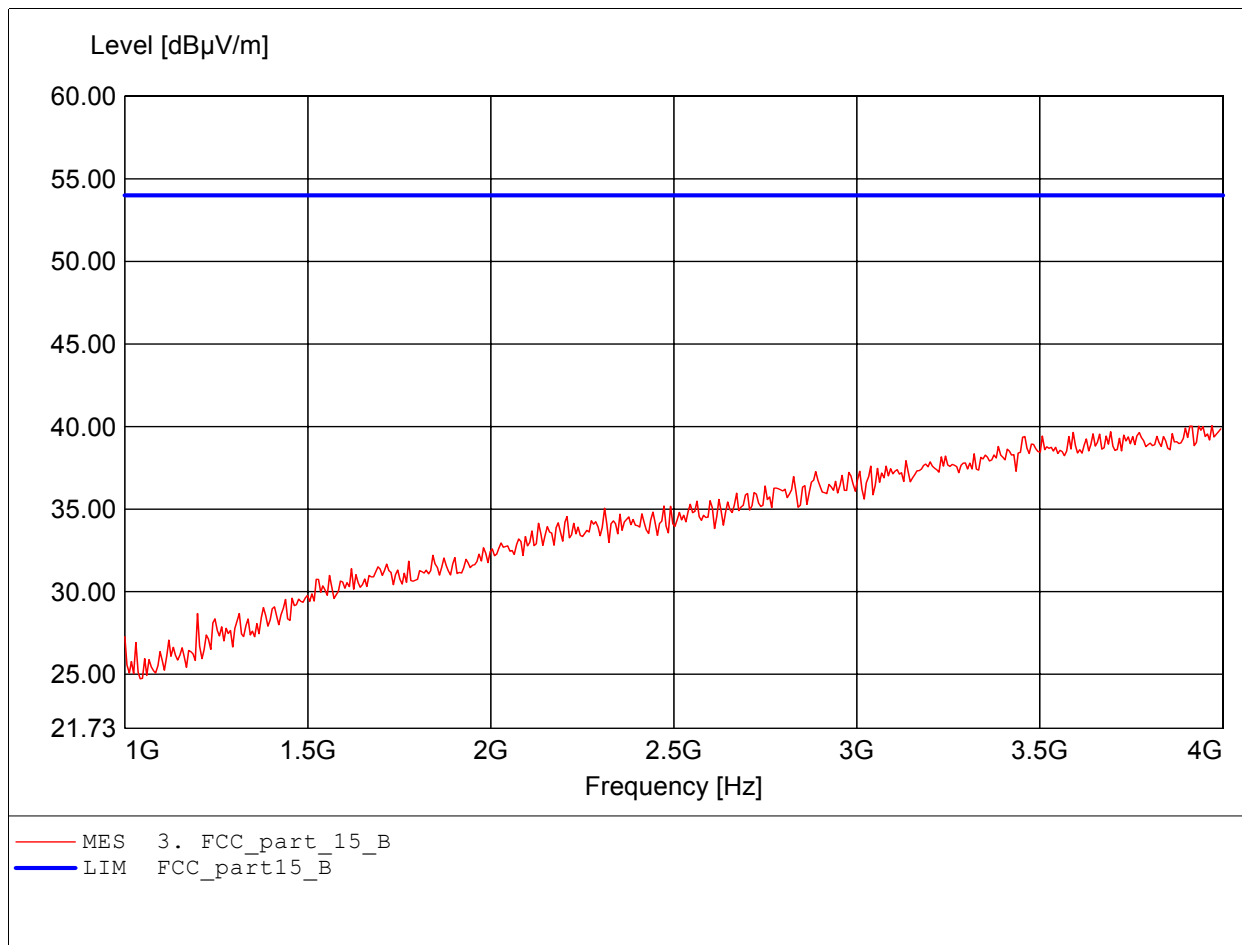
EUT: Enterprise Access Point 802.11b/g Dual-Radio  
MODEL NO.: 96-10 11G Channel 6 Antenna 1  
Approval Holder: Madge-Limited  
Test Site / Operator: ETS / Ken  
Temperature/Voltage: Temp.: 23°C/ Unom.: 120 VAC ( ac / dc Adapter )  
Test Specification: according to subpart B  
Comment 1: Dist.: 3m, Ant.: HL25, ampl.  
Freq:3.970GHz Emax:40.33dBµV/m RBW: 1 MHz



# Field Strength under normal conditions

## FCC RULES PART 15, SUBPART B

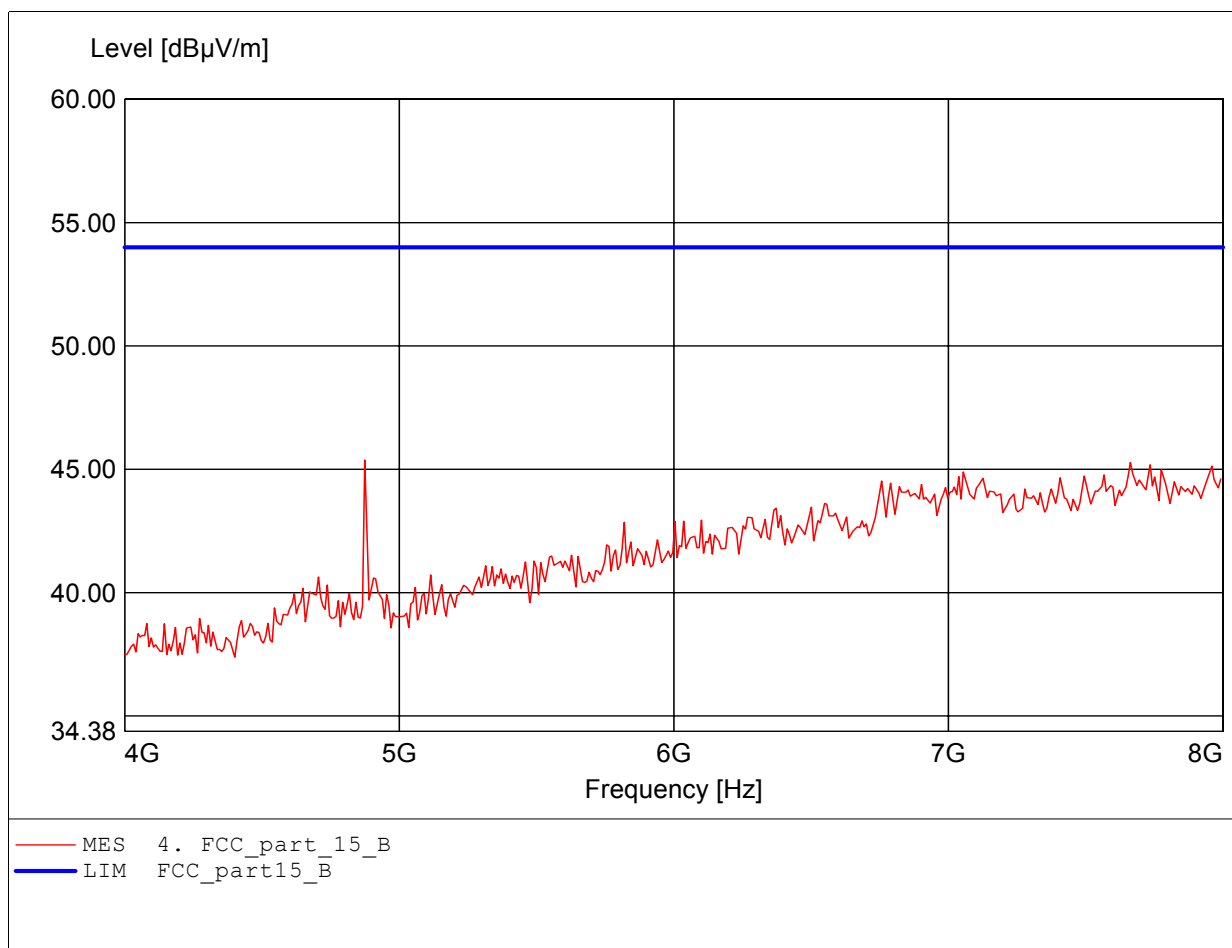
EUT: Enterprise Access Point 802.11b/g Dual-Radio  
MODEL NO.: 96-10 11G Channel 6 Antenna 1  
Approval Holder: Madge-Limited  
Test Site / Operator: ETS / Ken  
Temperature/Voltage: Temp.: 23°C/ Unom.: 120 VAC ( ac / dc Adapter )  
Test Specification: according to subpart B  
Comment 1: Dist.: 3m, Ant.: HL25, ampl.  
Freq:3.970GHz Emax:40.05dBµV/m RBW: 1 MHz



**Field Strength under normal conditions**

**FCC RULES PART 15, SUBPART B**

EUT: Enterprise Access Point 802.11b/g Dual-Radio  
MODEL NO.: 96-10 11G Channel 6 Antenna 1  
Approval Holder: Madge-Limited  
Test Site / Operator: ETS / Ken  
Temperature/Voltage: Temp.: 23°C/ Unom.: 120 VAC ( ac / dc Adapter )  
Test Specification: according to subpart B  
Comment 1: Dist.: 3m, Ant.: HL25, ampl.  
Freq:4.874GHz Emax:45.37dBµV/m RBW: 1 MHz

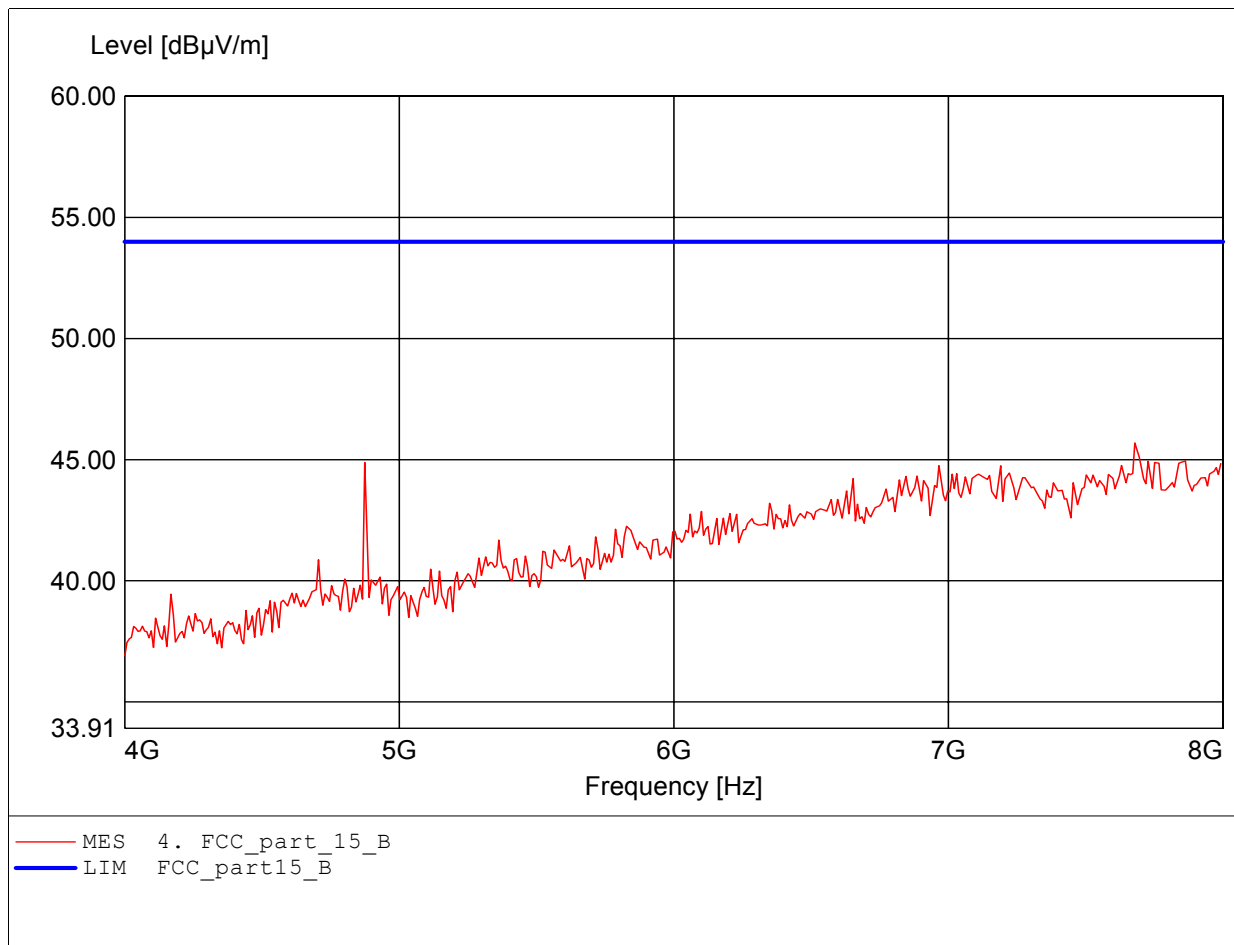




**Field Strength under normal conditions**

**FCC RULES PART 15, SUBPART B**

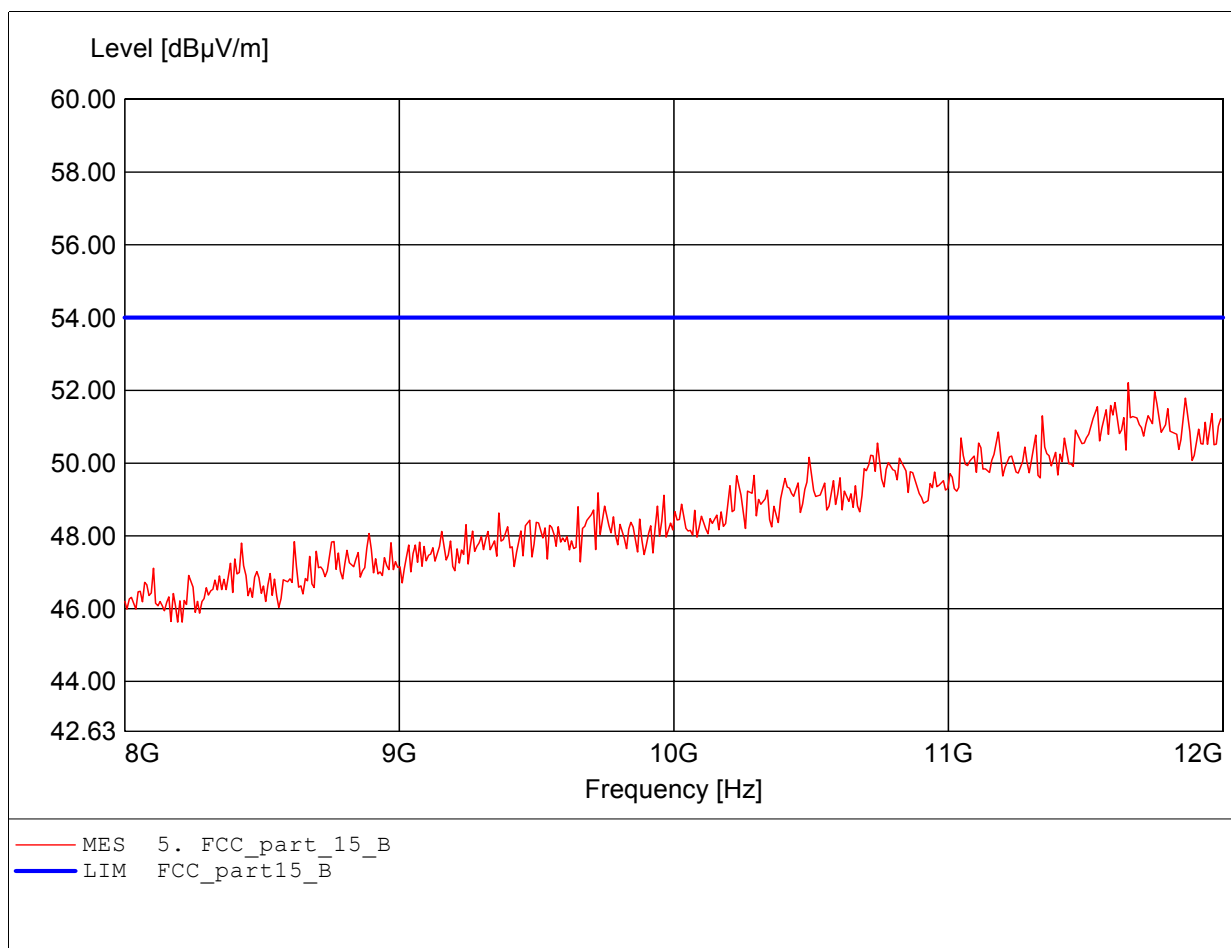
EUT: Enterprise Access Point 802.11b/g Dual-Radio  
MODEL NO.: 96-10 11G Channel 6 Antenna 1  
Approval Holder: Madge-Limited  
Test Site / Operator: ETS / Ken  
Temperature/Voltage: Temp.: 23°C/ Unom.: 120 VAC ( ac / dc Adapter )  
Test Specification: according to subpart B  
Comment 1: Dist.: 3m, Ant.: HL25, ampl.  
Freq:7.679GHz Emax:45.69dBµV/m RBW: 1 MHz



**Field Strength under normal conditions**

**FCC RULES PART 15, SUBPART B**

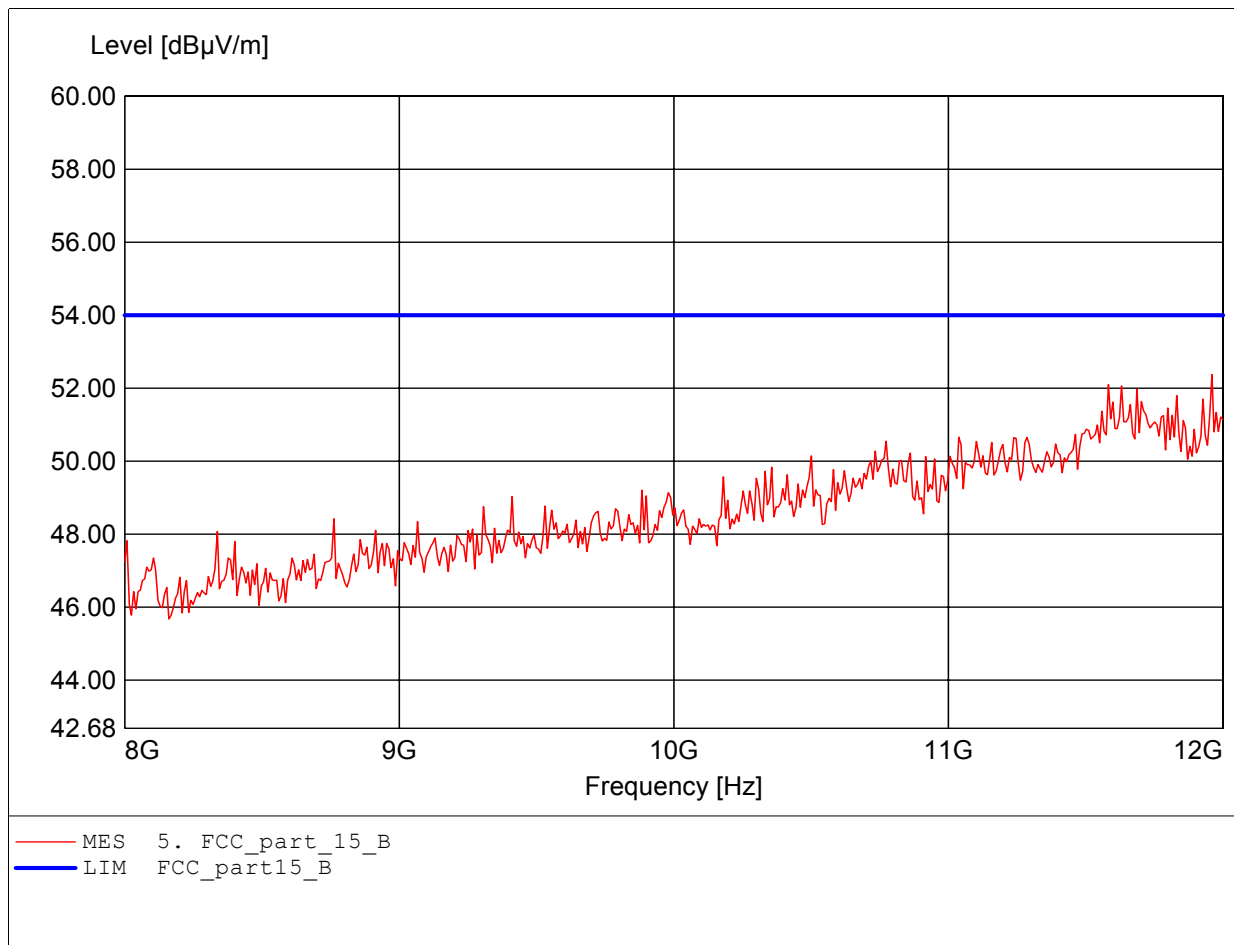
EUT: Enterprise Access Point 802.11b/g Dual-Radio  
MODEL NO.: 96-10 11G Channel 6 Antenna 1  
Approval Holder: Madge-Limited  
Test Site / Operator: ETS / Ken  
Temperature/Voltage: Temp.: 23°C/ Unom.: 120 VAC ( ac / dc Adapter )  
Test Specification: according to subpart B  
Comment 1: Dist.: 3m, Ant.: HL25, ampl.  
Freq:11.655GHz Emax:52.21dBµV/m RBW: 1 MHz



**Field Strength under normal conditions**

**FCC RULES PART 15, SUBPART B**

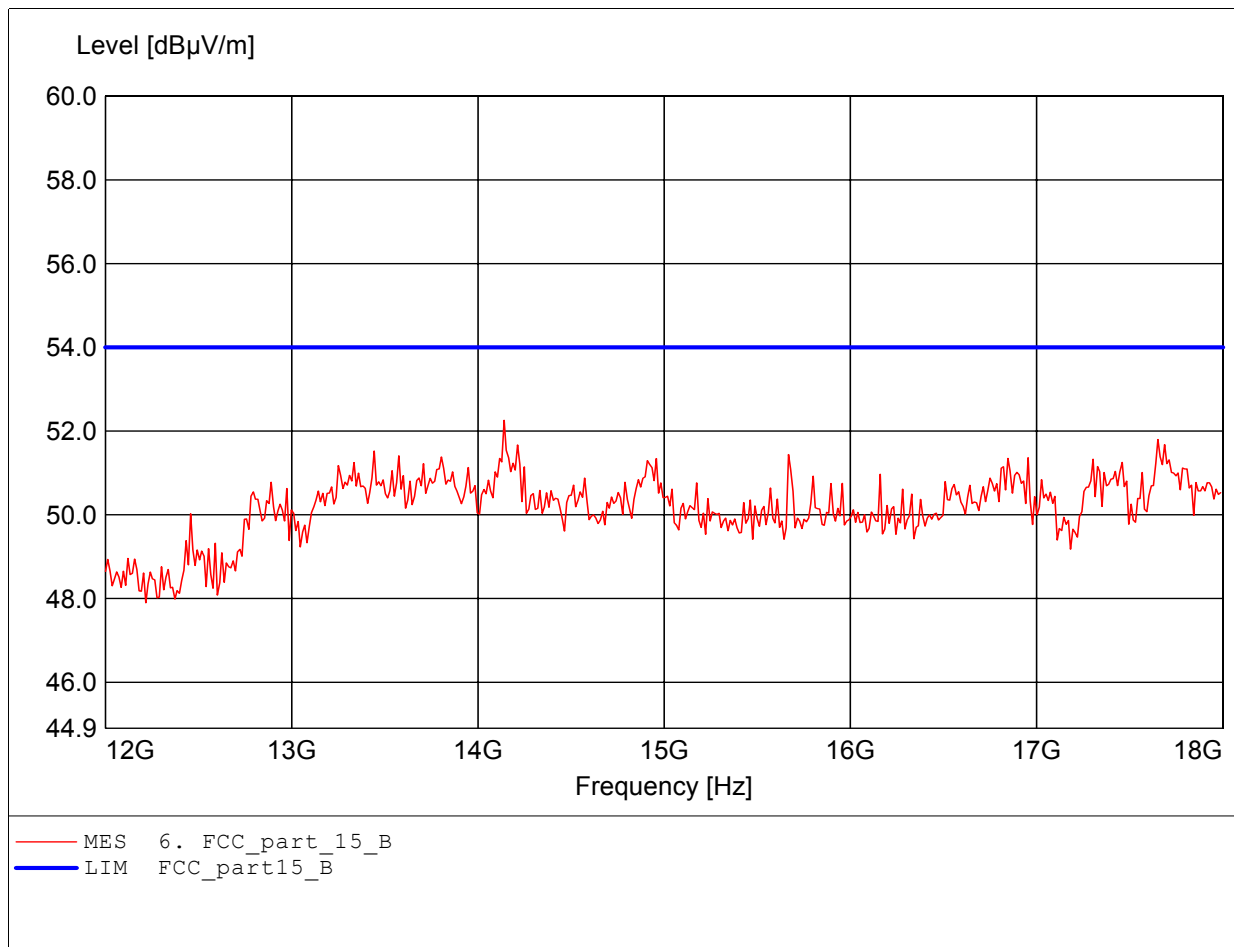
EUT: Enterprise Access Point 802.11b/g Dual-Radio  
MODEL NO.: 96-10 11G Channel 6 Antenna 1  
Approval Holder: Madge-Limited  
Test Site / Operator: ETS / Ken  
Temperature/Voltage: Temp.: 23°C/ Unom.: 120 VAC ( ac / dc Adapter )  
Test Specification: according to subpart B  
Comment 1: Dist.: 3m, Ant.: HL25, ampl.  
Freq:11.960GHz Emax:52.38dBµV/m RBW: 1 MHz



**Field Strength under normal conditions**

**FCC RULES PART 15, SUBPART B**

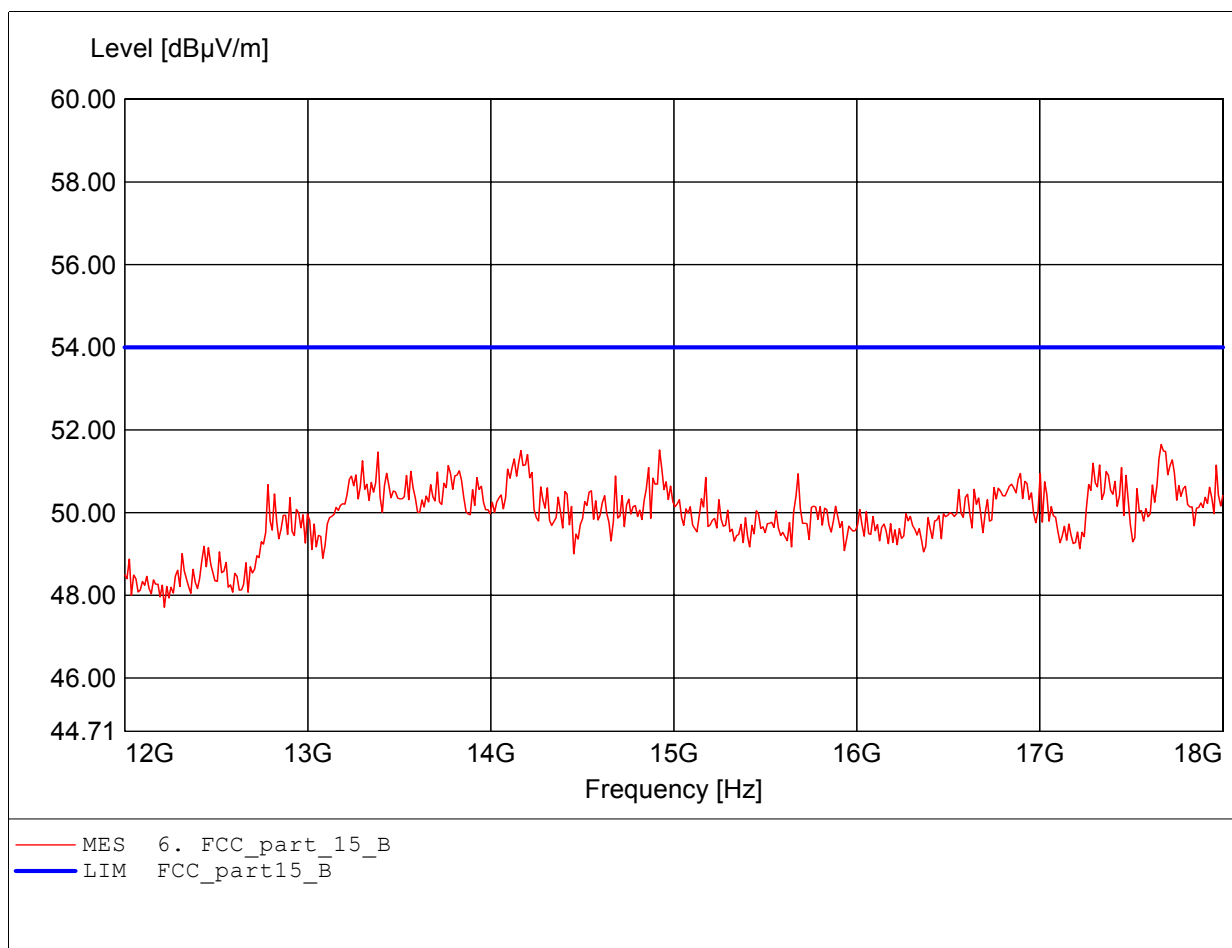
EUT: Enterprise Access Point 802.11b/g Dual-Radio  
MODEL NO.: 96-10 11G Channel 6 Antenna 1  
Approval Holder: Madge-Limited  
Test Site / Operator: ETS / Ken  
Temperature/Voltage: Temp.: 23°C/ Unom.: 120 VAC ( ac / dc Adapter )  
Test Specification: according to subpart B  
Comment 1: Dist.: 3m, Ant.: HL25, ampl.  
Freq:14.140GHz Emax:52.26dBµV/m RBW: 1 MHz



**Field Strength under normal conditions**

**FCC RULES PART 15, SUBPART B**

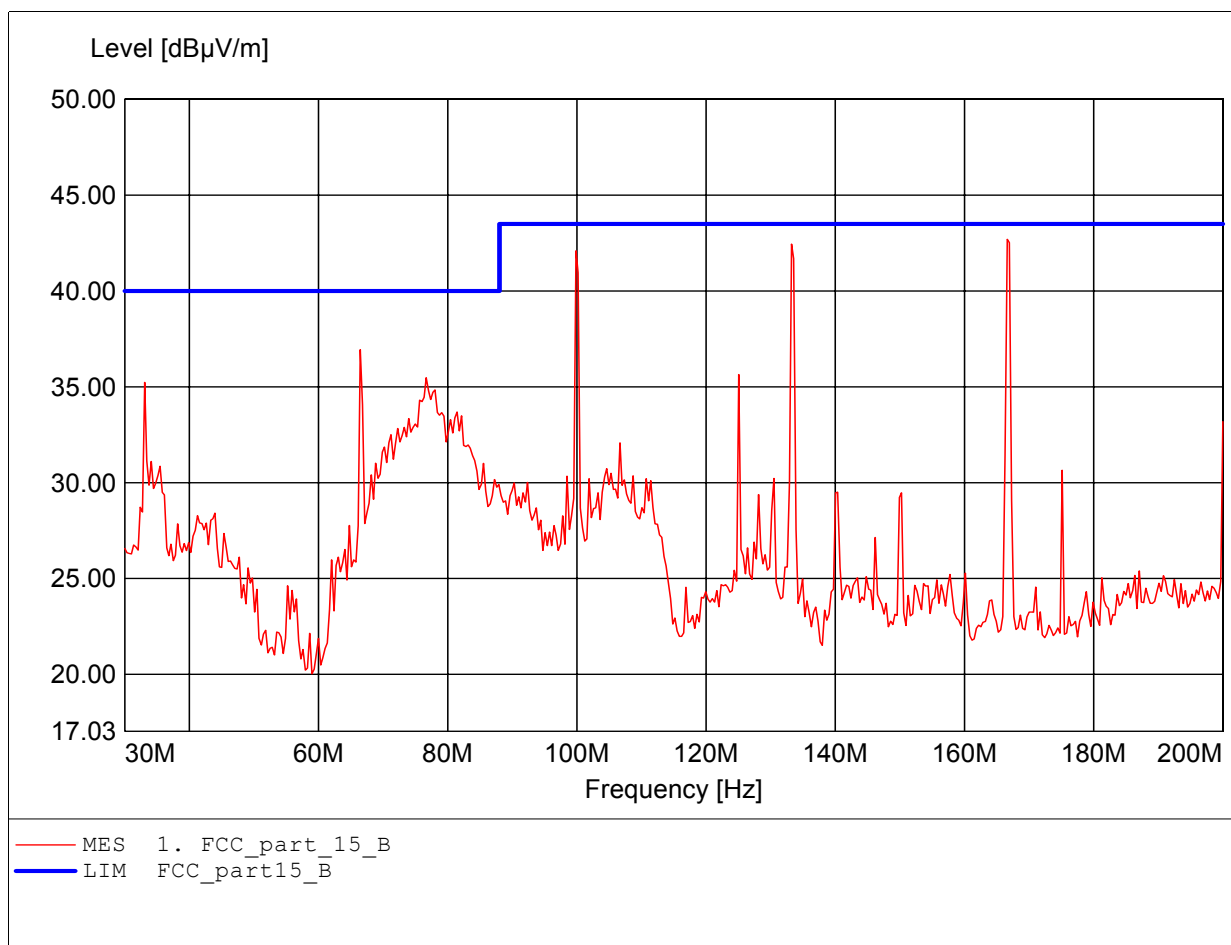
EUT: Enterprise Access Point 802.11b/g Dual-Radio  
MODEL NO.: 96-10 11G Channel 6 Antenna 1  
Approval Holder: Madge-Limited  
Test Site / Operator: ETS / Ken  
Temperature/Voltage: Temp.: 23°C/ Unom.: 120 VAC ( ac / dc Adapter )  
Test Specification: according to subpart B  
Comment 1: Dist.: 3m, Ant.: HL25, ampl.  
Freq:17.663GHz Emax:51.65dBµV/m RBW: 1 MHz



**Field Strength under normal conditions**

**FCC RULES PART 15, SUBPART B**

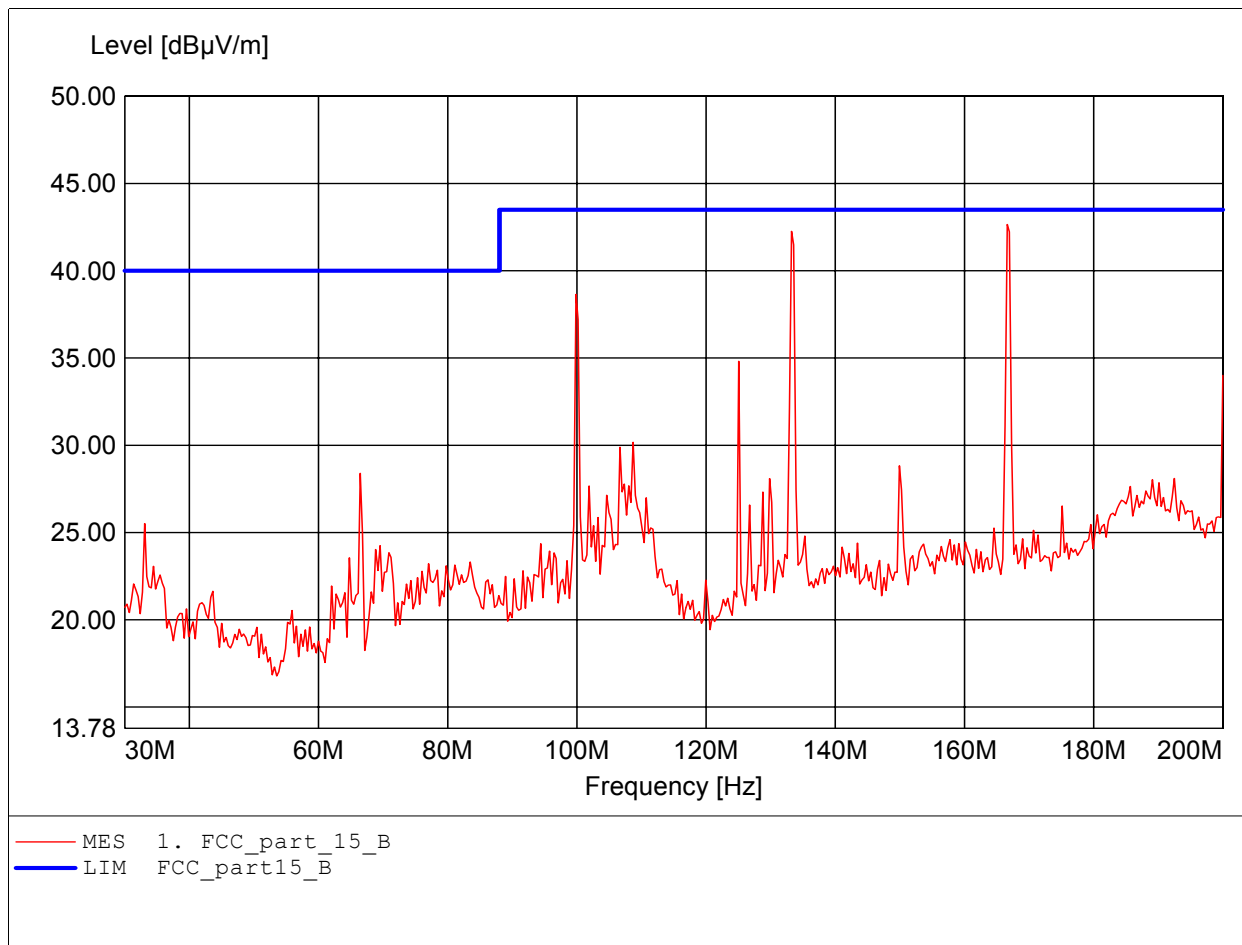
EUT: Enterprise Access Point 802.11b/g Dual-Radio  
MODEL NO.: 96-10 11G Channel 11 Antenna 1  
Approval Holder: Madge-Limited  
Test Site / Operator: ETS / Ken  
Temperature/Voltage: Temp.: 23°C/ Unom.: 120 VAC ( ac / dc Adapter )  
Test Specification: according to subpart B  
Comment 1: Dist.: 3m, Ant.: HK 116  
Freq:166.613MHz Emax:42.70dBµV/m RBW: 100 kHz



**Field Strength under normal conditions**

**FCC RULES PART 15, SUBPART B**

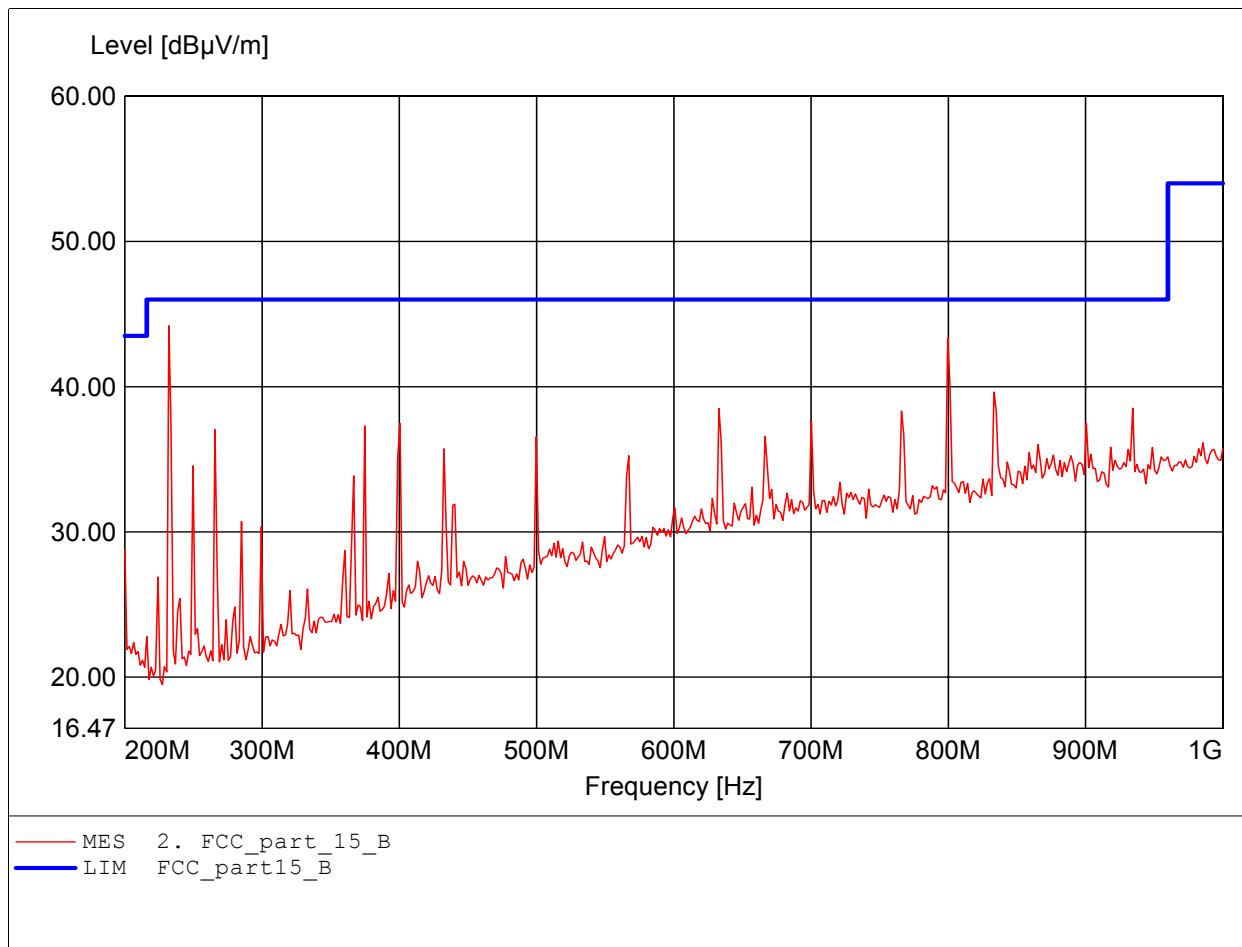
EUT: Enterprise Access Point 802.11b/g Dual-Radio  
MODEL NO.: 96-10 11G Channel 11 Antenna 1  
Approval Holder: Madge-Limited  
Test Site / Operator: ETS / Ken  
Temperature/Voltage: Temp.: 23°C/ Unom.: 120 VAC ( ac / dc Adapter )  
Test Specification: according to subpart B  
Comment 1: Dist.: 3m, Ant.: HK 116  
Freq:166.613MHz Emax:42.65dBµV/m RBW: 100 kHz



**Field Strength under normal conditions**

**FCC RULES PART 15, SUBPART B**

EUT: Enterprise Access Point 802.11b/g Dual-Radio  
MODEL NO.: 96-10 11G Channel 11 Antenna 1  
Approval Holder: Madge-Limited  
Test Site / Operator: ETS / Ken  
Temperature/Voltage: Temp.: 23°C/ Unom.: 120 VAC ( ac / dc Adapter )  
Test Specification: according to subpart B  
Comment 1: Dist.: 3m, Ant.: HL 223, ampl.  
Freq:232.064MHz Emax:44.19dBµV/m RBW: 100 kHz

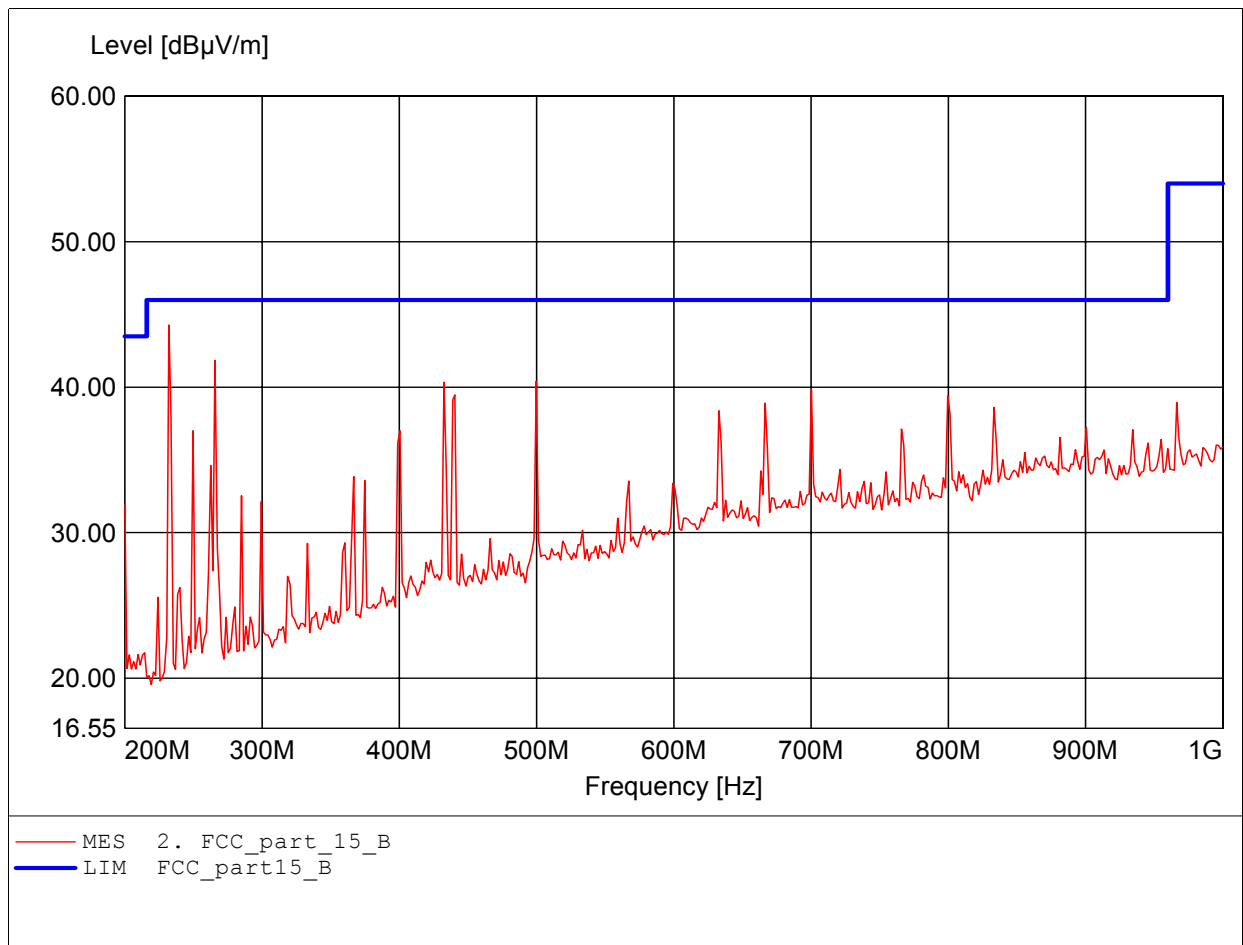




**Field Strength under normal conditions**

**FCC RULES PART 15, SUBPART B**

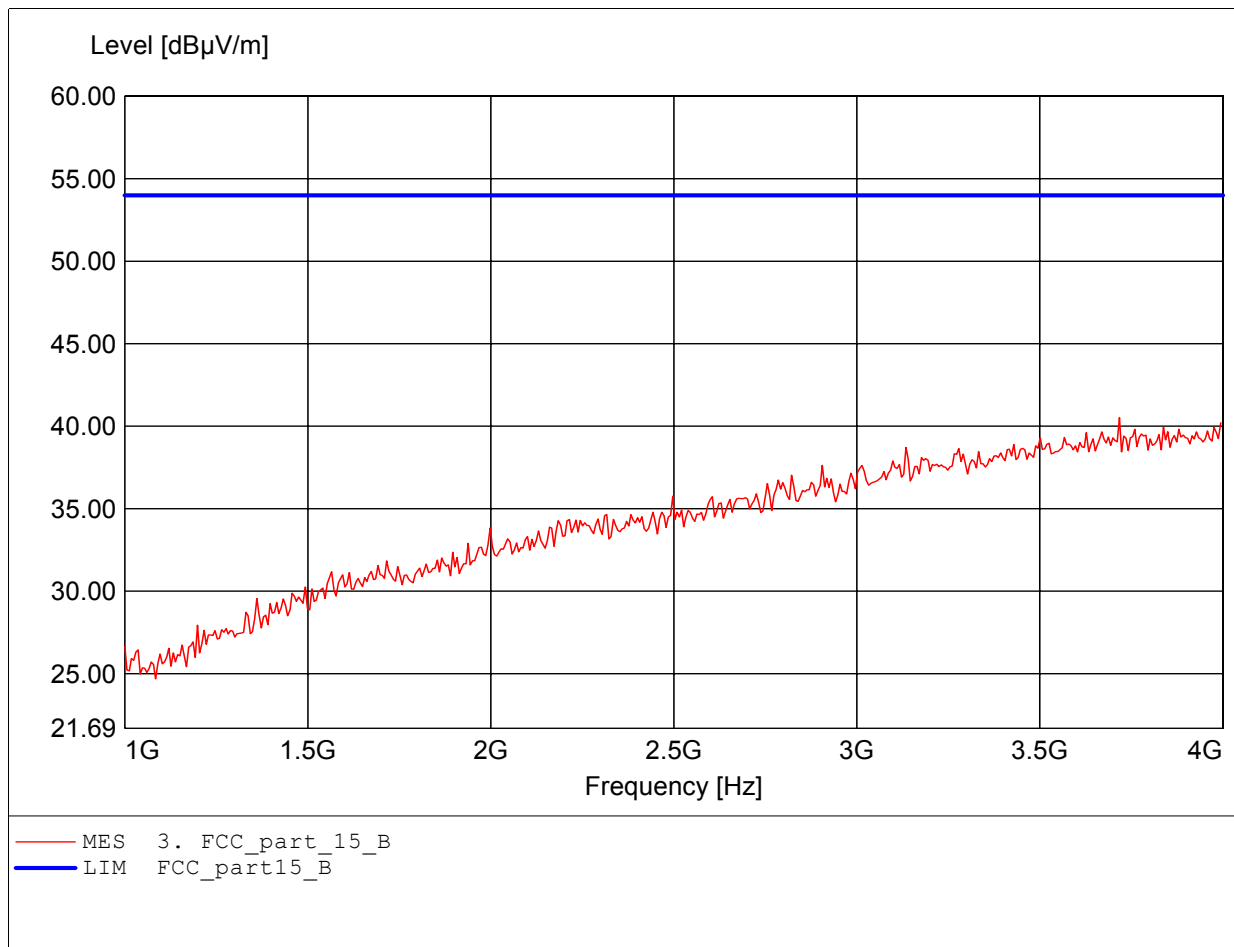
EUT: Enterprise Access Point 802.11b/g Dual-Radio  
MODEL NO.: 96-10 11G Channel 11 Antenna 1  
Approval Holder: Madge-Limited  
Test Site / Operator: ETS / Ken  
Temperature/Voltage: Temp.: 23°C/ Unom.: 120 VAC ( ac / dc Adapter )  
Test Specification: according to subpart B  
Comment 1: Dist.: 3m, Ant.: HL 223, ampl.  
Freq:232.064MHz Emax:44.28dBµV/m RBW: 100 kHz



**Field Strength under normal conditions**

**FCC RULES PART 15, SUBPART B**

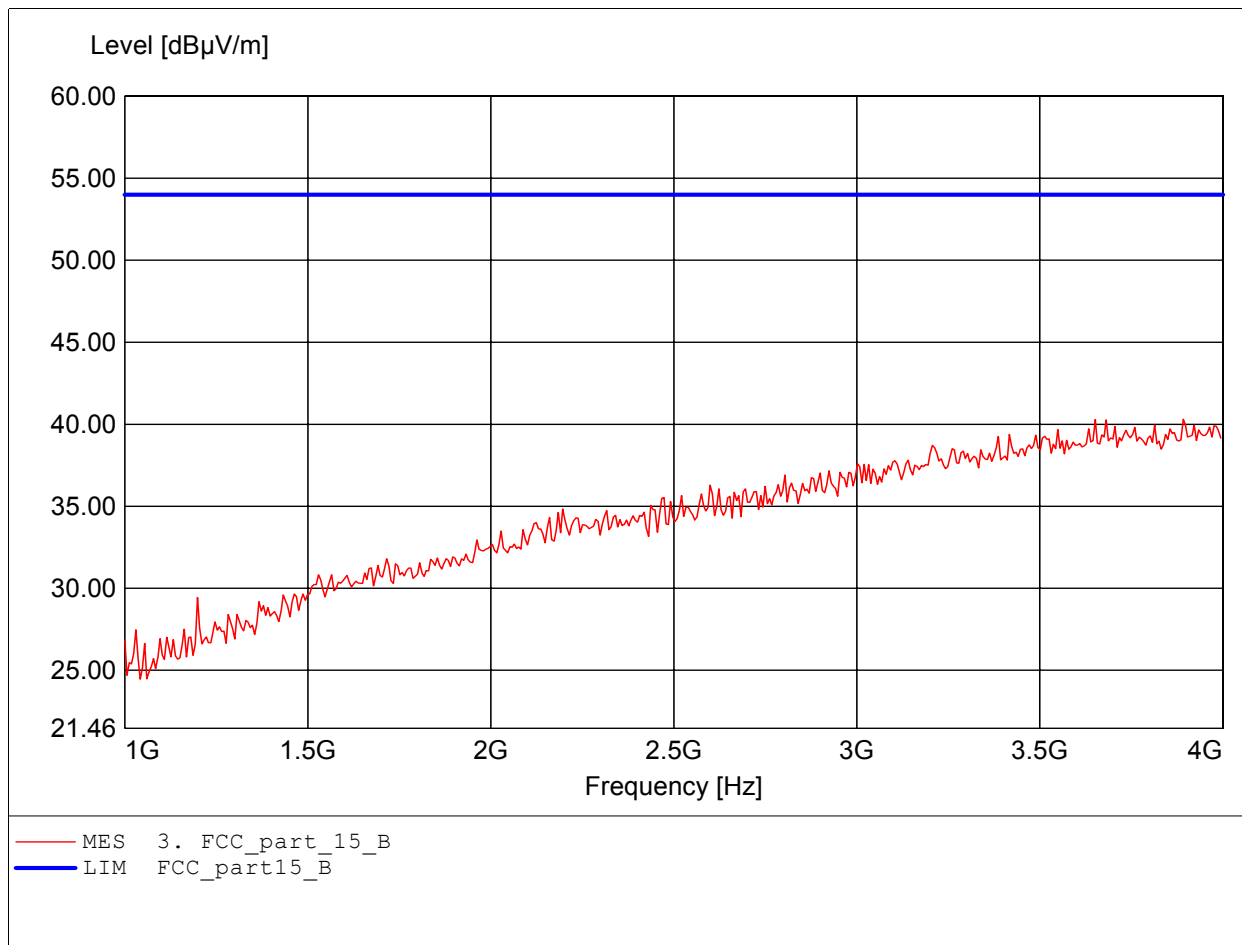
EUT: Enterprise Access Point 802.11b/g Dual-Radio  
MODEL NO.: 96-10 11G Channel 11 Antenna 1  
Approval Holder: Madge-Limited  
Test Site / Operator: ETS / Ken  
Temperature/Voltage: Temp.: 23°C/ Unom.: 120 VAC ( ac / dc Adapter )  
Test Specification: according to subpart B  
Comment 1: Dist.: 3m, Ant.: HL25, ampl.  
Freq:3.717GHz Emax:40.51dBµV/m RBW: 1 MHz



# Field Strength under normal conditions

## FCC RULES PART 15, SUBPART B

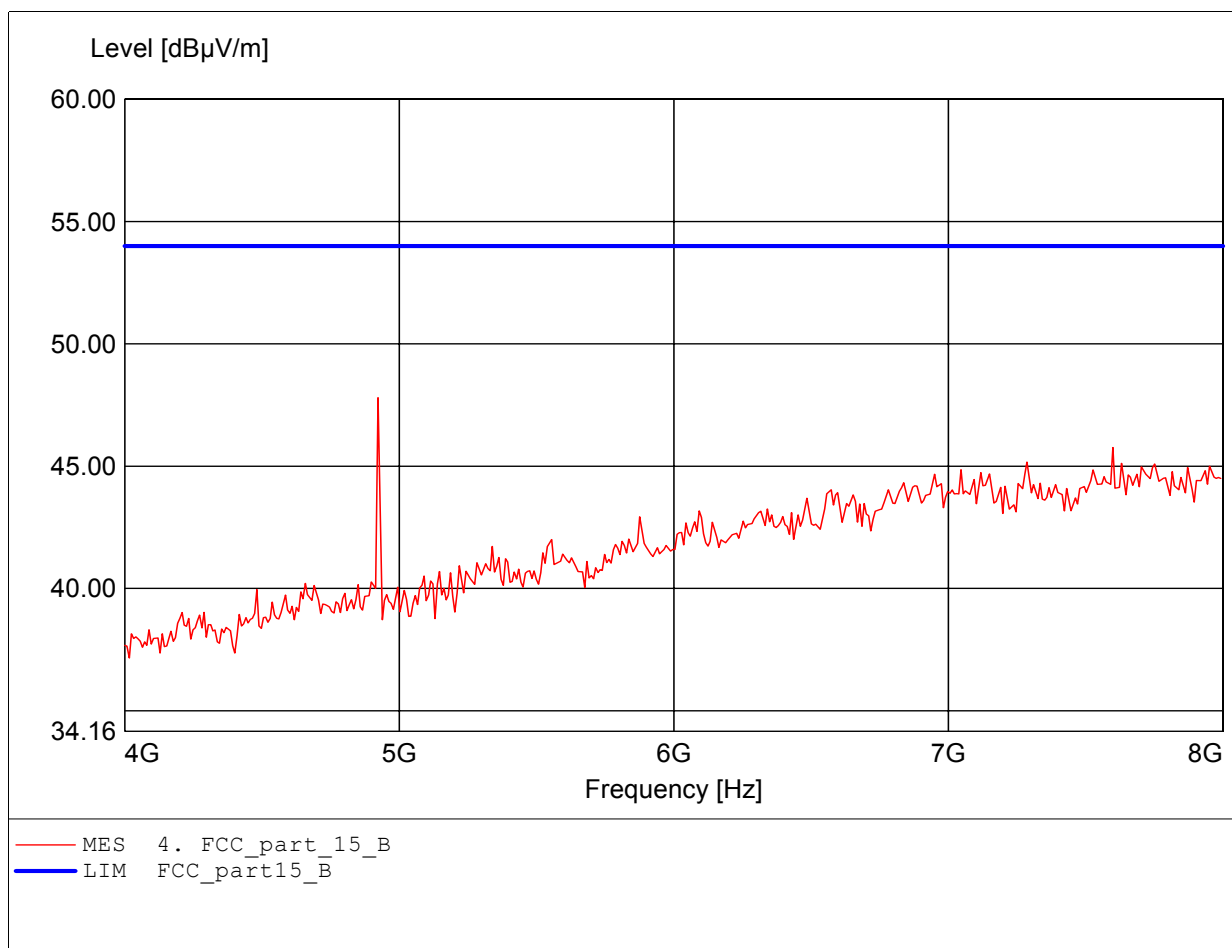
EUT: Enterprise Access Point 802.11b/g Dual-Radio  
MODEL NO.: 96-10 11G Channel 11 Antenna 1  
Approval Holder: Madge-Limited  
Test Site / Operator: ETS / Ken  
Temperature/Voltage: Temp.: 23°C/ Unom.: 120 VAC ( ac / dc Adapter )  
Test Specification: according to subpart B  
Comment 1: Dist.: 3m, Ant.: HL25, ampl.  
Freq:3.892GHz Emax:40.30dBμV/m RBW: 1 MHz



**Field Strength under normal conditions**

**FCC RULES PART 15, SUBPART B**

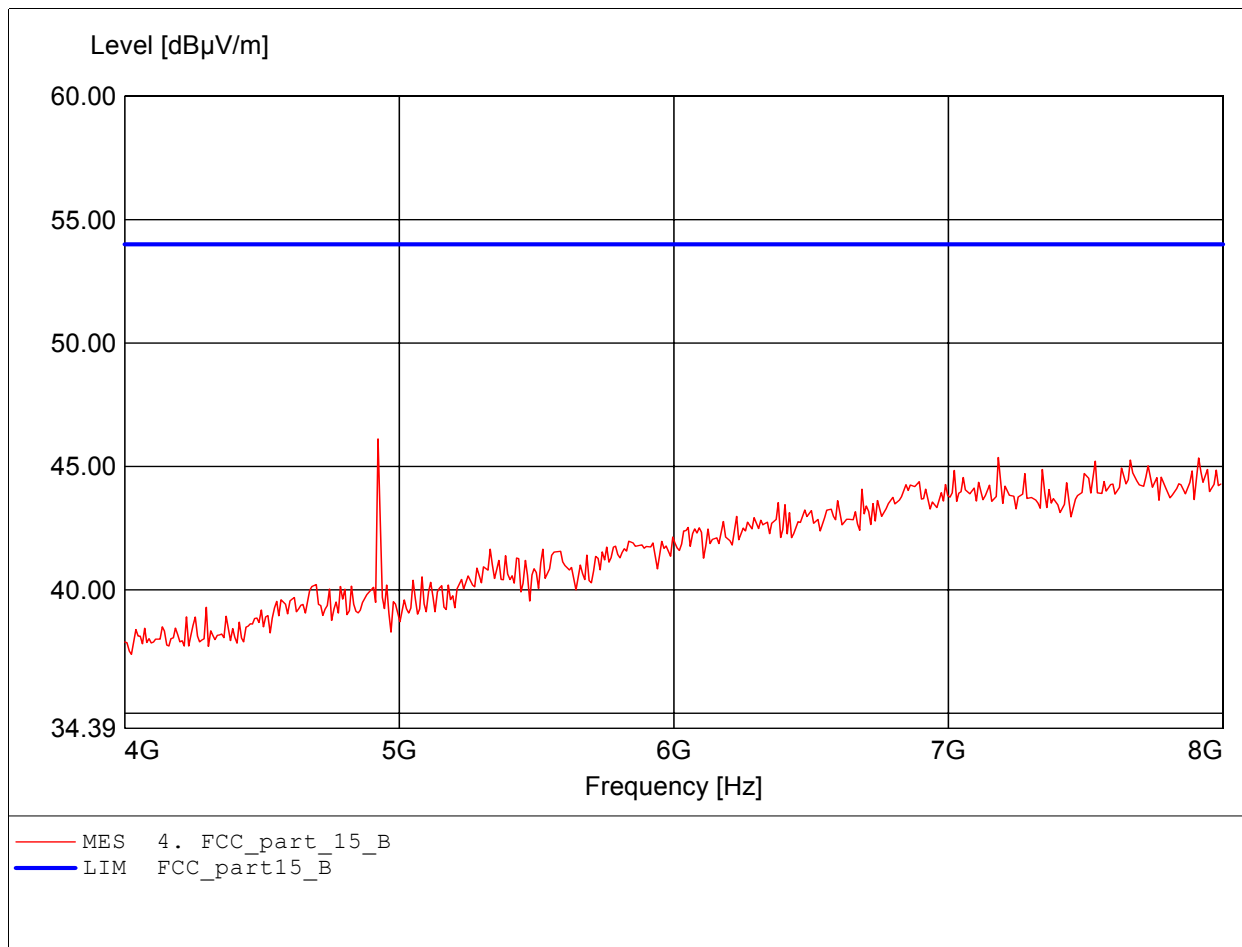
EUT: Enterprise Access Point 802.11b/g Dual-Radio  
MODEL NO.: 96-10 11G Channel 11 Antenna 1  
Approval Holder: Madge-Limited  
Test Site / Operator: ETS / Ken  
Temperature/Voltage: Temp.: 23°C/ Unom.: 120 VAC ( ac / dc Adapter )  
Test Specification: according to subpart B  
Comment 1: Dist.: 3m, Ant.: HL25, ampl.  
Freq:4.922GHz Emax:47.80dBµV/m RBW: 1 MHz



**Field Strength under normal conditions**

**FCC RULES PART 15, SUBPART B**

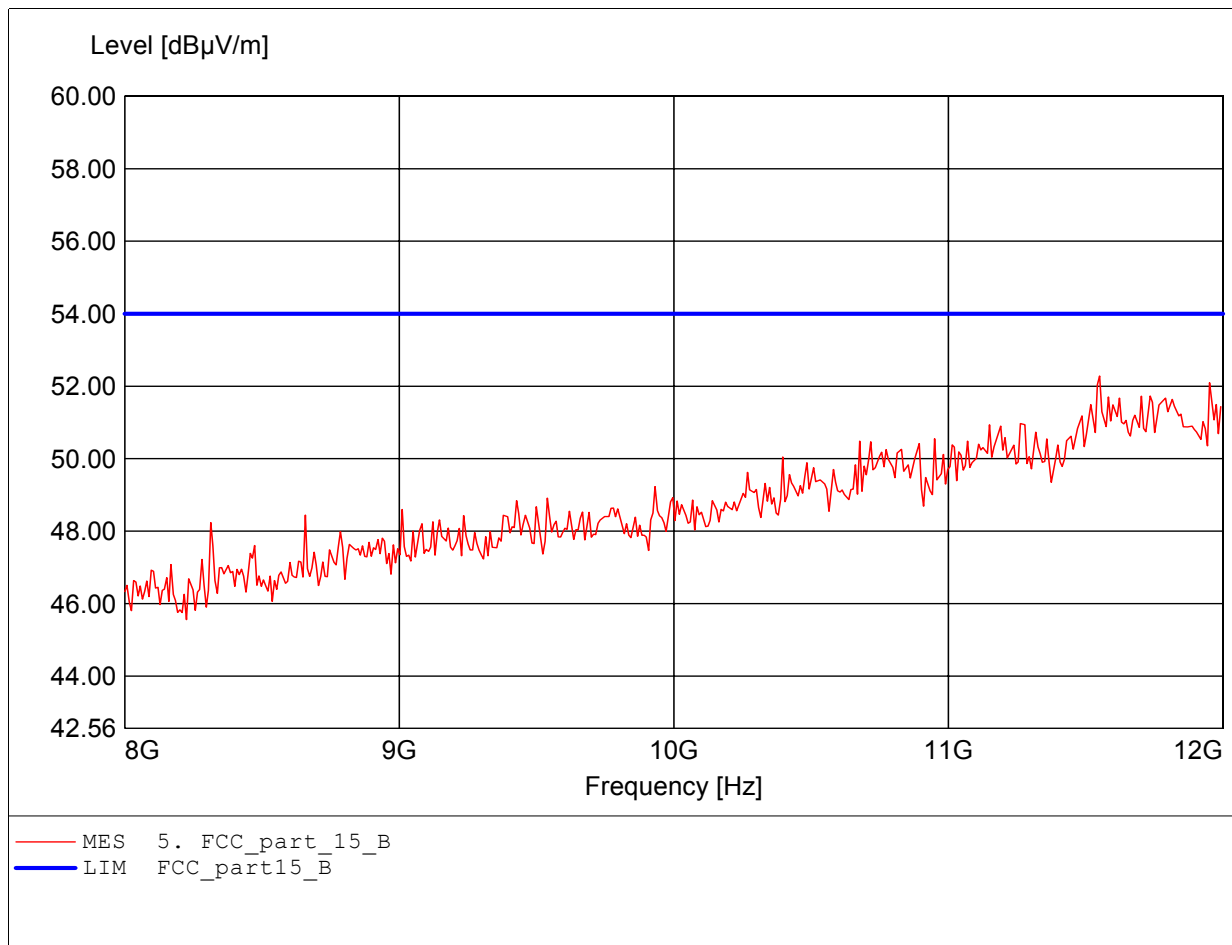
EUT: Enterprise Access Point 802.11b/g Dual-Radio  
MODEL NO.: 96-10 11G Channel 11 Antenna 1  
Approval Holder: Madge-Limited  
Test Site / Operator: ETS / Ken  
Temperature/Voltage: Temp.: 23°C/ Unom.: 120 VAC ( ac / dc Adapter )  
Test Specification: according to subpart B  
Comment 1: Dist.: 3m, Ant.: HL25, ampl.  
Freq:4.922GHz Emax:46.11dBµV/m RBW: 1 MHz



**Field Strength under normal conditions**

**FCC RULES PART 15, SUBPART B**

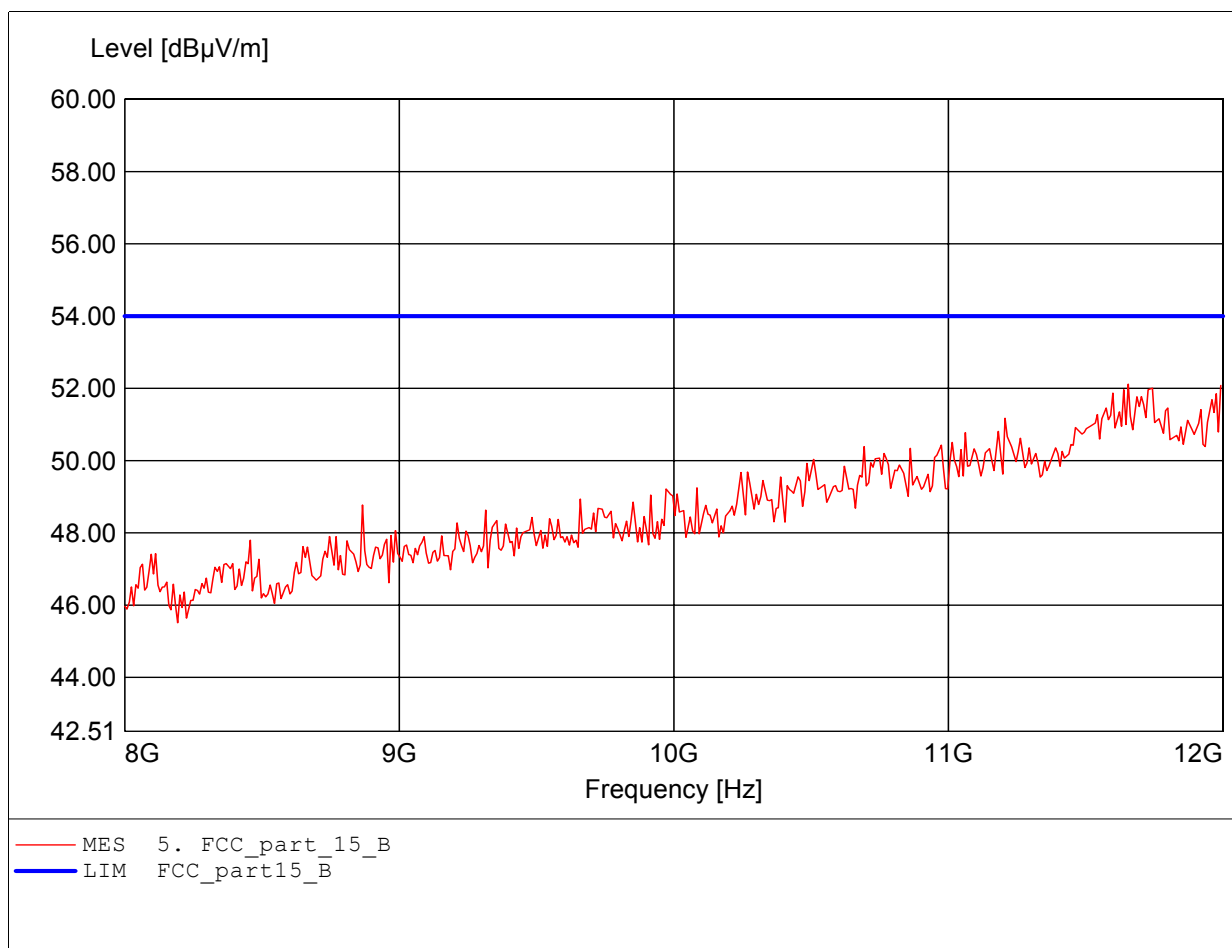
EUT: Enterprise Access Point 802.11b/g Dual-Radio  
MODEL NO.: 96-10 11G Channel 11 Antenna 1  
Approval Holder: Madge-Limited  
Test Site / Operator: ETS / Ken  
Temperature/Voltage: Temp.: 23°C/ Unom.: 120 VAC ( ac / dc Adapter )  
Test Specification: according to subpart B  
Comment 1: Dist.: 3m, Ant.: HL25, ampl.  
Freq:11.551GHz Emax:52.28dBµV/m RBW: 1 MHz



**Field Strength under normal conditions**

**FCC RULES PART 15, SUBPART B**

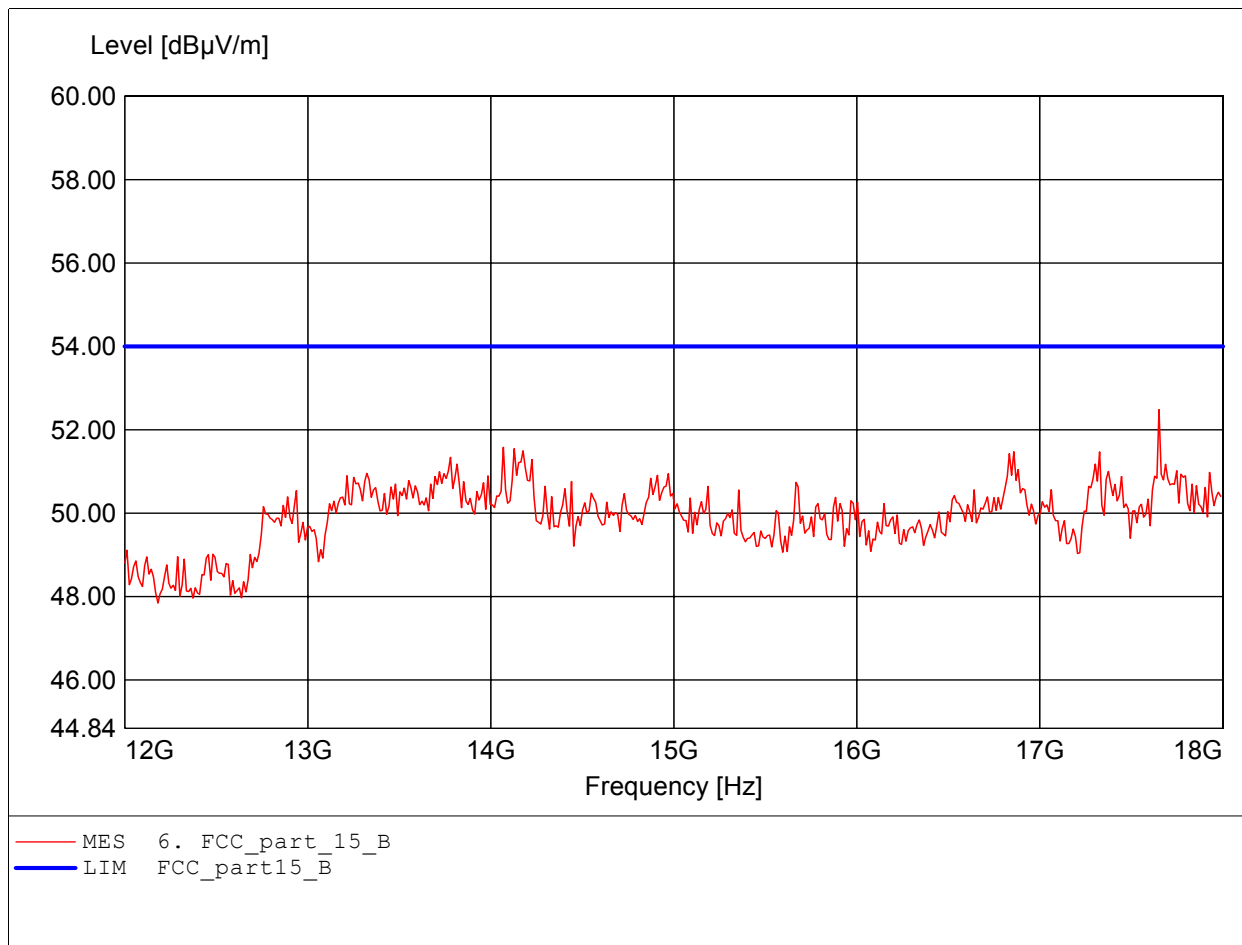
EUT: Enterprise Access Point 802.11b/g Dual-Radio  
MODEL NO.: 96-10 11G Channel 11 Antenna 1  
Approval Holder: Madge-Limited  
Test Site / Operator: ETS / Ken  
Temperature/Voltage: Temp.: 23°C/ Unom.: 120 VAC ( ac / dc Adapter )  
Test Specification: according to subpart B  
Comment 1: Dist.: 3m, Ant.: HL25, ampl.  
Freq:11.655GHz Emax:52.12dBµV/m RBW: 1 MHz



**Field Strength under normal conditions**

**FCC RULES PART 15, SUBPART B**

EUT: Enterprise Access Point 802.11b/g Dual-Radio  
MODEL NO.: 96-10 11G Channel 11 Antenna 1  
Approval Holder: Madge-Limited  
Test Site / Operator: ETS / Ken  
Temperature/Voltage: Temp.: 23°C/ Unom.: 120 VAC ( ac / dc Adapter )  
Test Specification: according to subpart B  
Comment 1: Dist.: 3m, Ant.: HL25, ampl.  
Freq:17.651GHz Emax:52.48dBµV/m RBW: 1 MHz

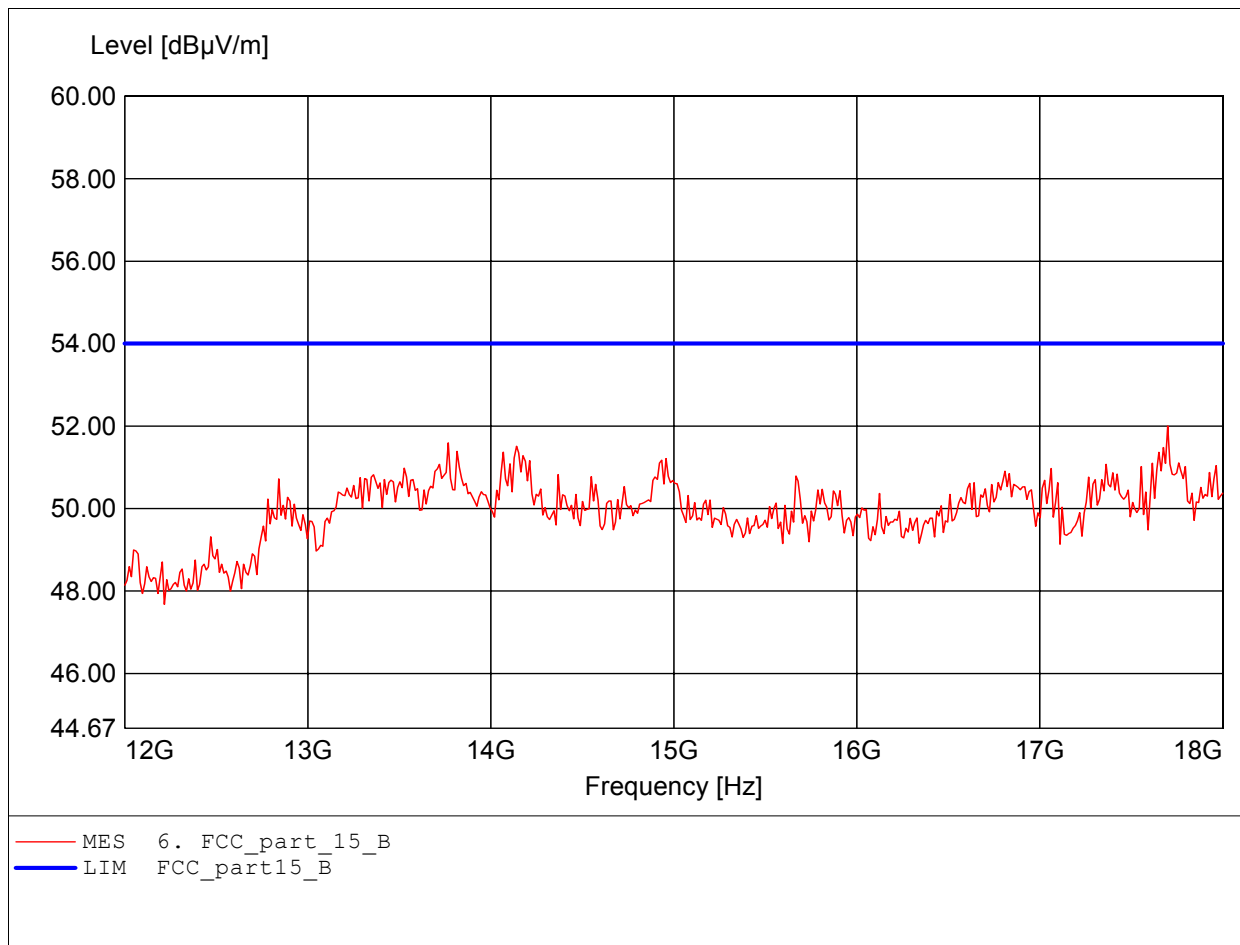




**Field Strength under normal conditions**

**FCC RULES PART 15, SUBPART B**

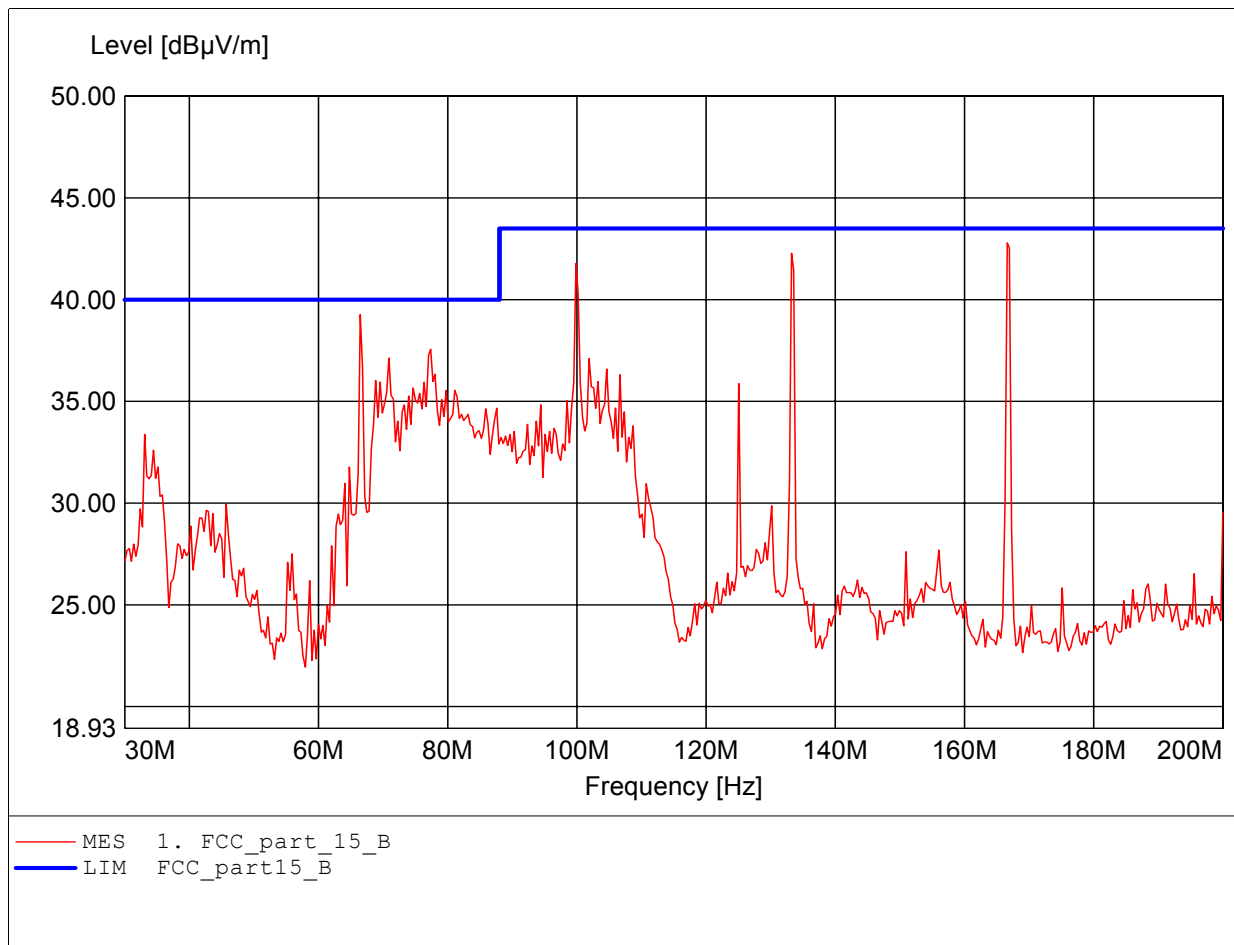
EUT: Enterprise Access Point 802.11b/g Dual-Radio  
MODEL NO.: 96-10 11G Channel 11 Antenna 1  
Approval Holder: Madge-Limited  
Test Site / Operator: ETS / Ken  
Temperature/Voltage: Temp.: 23°C/ Unom.: 120 VAC ( ac / dc Adapter )  
Test Specification: according to subpart B  
Comment 1: Dist.: 3m, Ant.: HL25, ampl.  
Freq:17.699GHz Emax:52.00dBµV/m RBW: 1 MHz



**Field Strength under normal conditions**

**FCC RULES PART 15, SUBPART B**

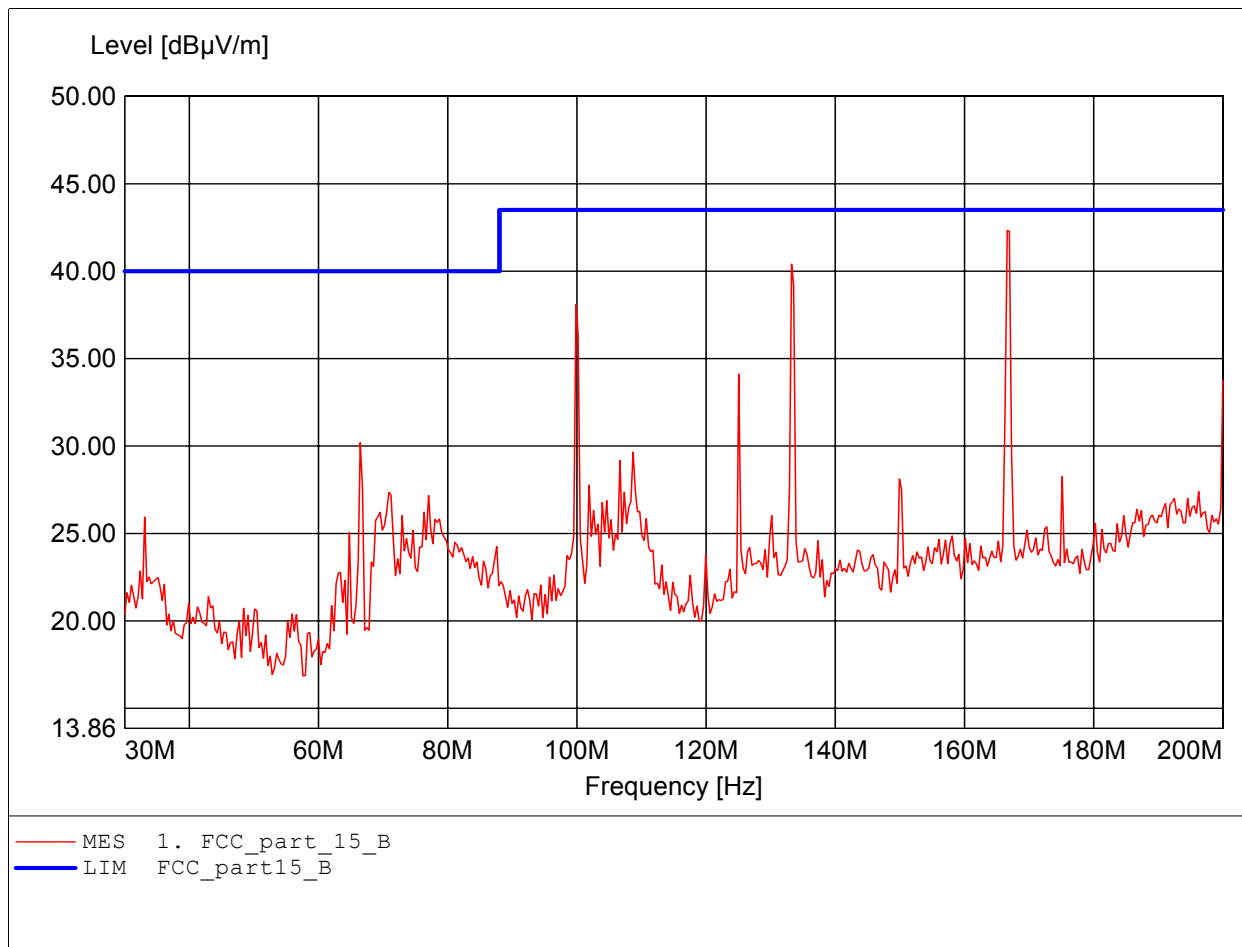
EUT: Enterprise Access Point 802.11b/g Dual-Radio  
MODEL NO.: 96-10 11G Channel 1 Antenna 2  
Approval Holder: Madge-Limited  
Test Site / Operator: ETS / Ken  
Temperature/Voltage: Temp.: 23°C/ Unom.: 120 VAC ( ac / dc Adapter )  
Test Specification: according to subpart B  
Comment 1: Dist.: 3m, Ant.: HK 116  
Freq:166.613MHz Emax:42.79dBµV/m RBW: 100 kHz



**Field Strength under normal conditions**

**FCC RULES PART 15, SUBPART B**

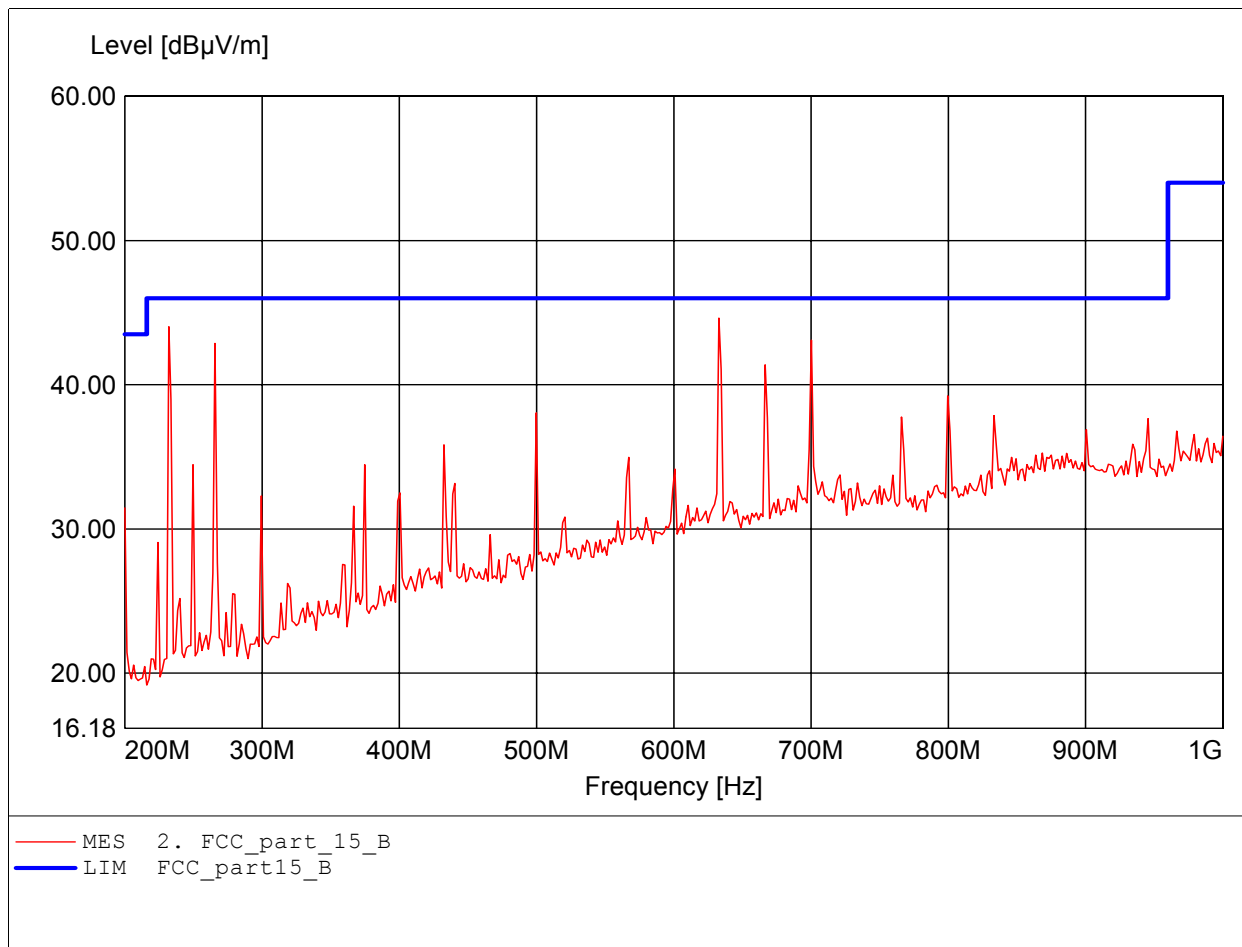
EUT: Enterprise Access Point 802.11b/g Dual-Radio  
MODEL NO.: 96-10 11G Channel 1 Antenna 2  
Approval Holder: Madge-Limited  
Test Site / Operator: ETS / Ken  
Temperature/Voltage: Temp.: 23°C/ Unom.: 120 VAC ( ac / dc Adapter )  
Test Specification: according to subpart B  
Comment 1: Dist.: 3m, Ant.: HK 116  
Freq:166.613MHz Emax:42.33dBµV/m RBW: 100 kHz



**Field Strength under normal conditions**

**FCC RULES PART 15, SUBPART B**

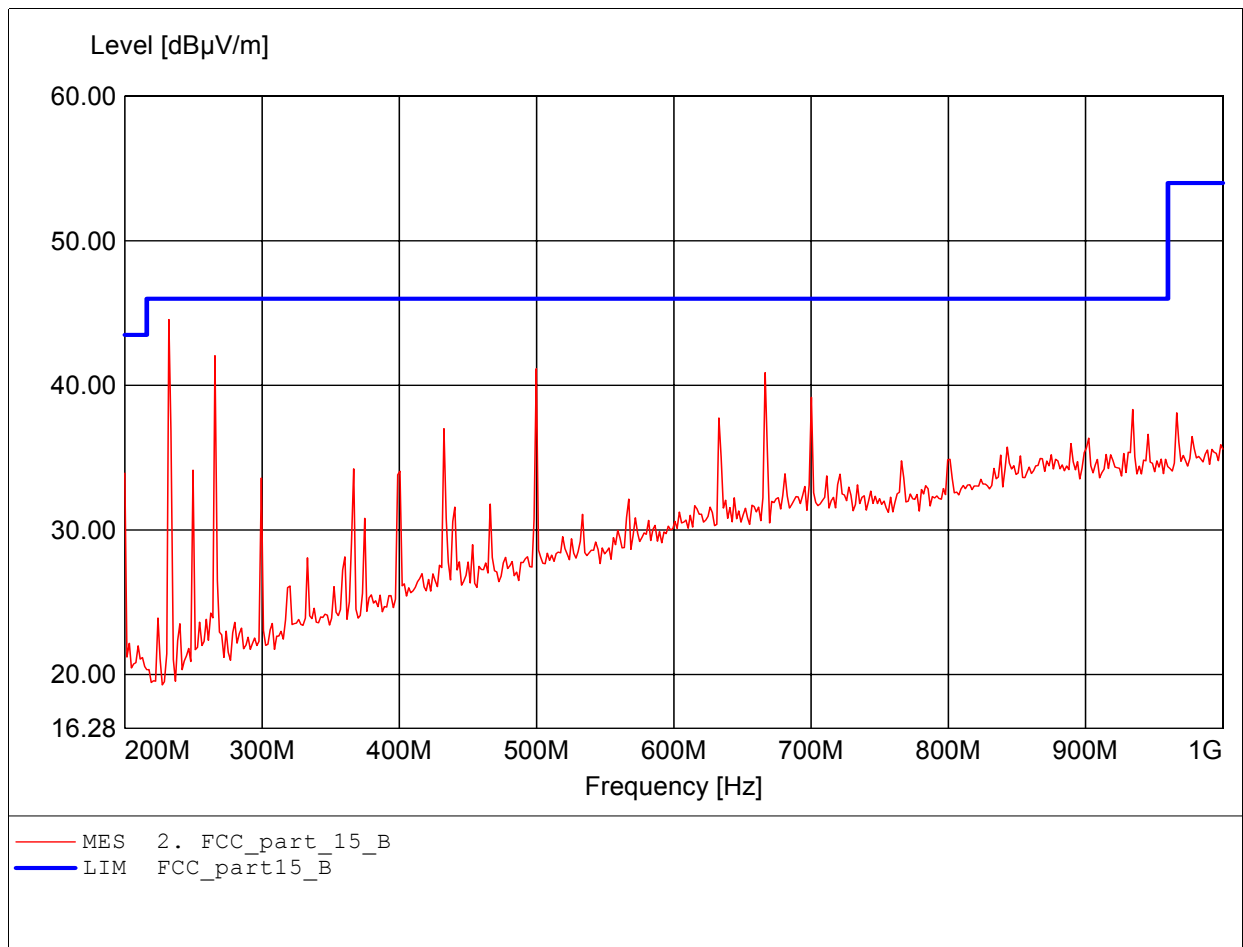
EUT: Enterprise Access Point 802.11b/g Dual-Radio  
MODEL NO.: 96-10 11G Channel 1 Antenna 2  
Approval Holder: Madge-Limited  
Test Site / Operator: ETS / Ken  
Temperature/Voltage: Temp.: 23°C/ Unom.: 120 VAC ( ac / dc Adapter )  
Test Specification: according to subpart B  
Comment 1: Dist.: 3m, Ant.: HL 223, ampl.  
Freq:632.866MHz Emax:44.63dBµV/m RBW: 100 kHz



**Field Strength under normal conditions**

**FCC RULES PART 15, SUBPART B**

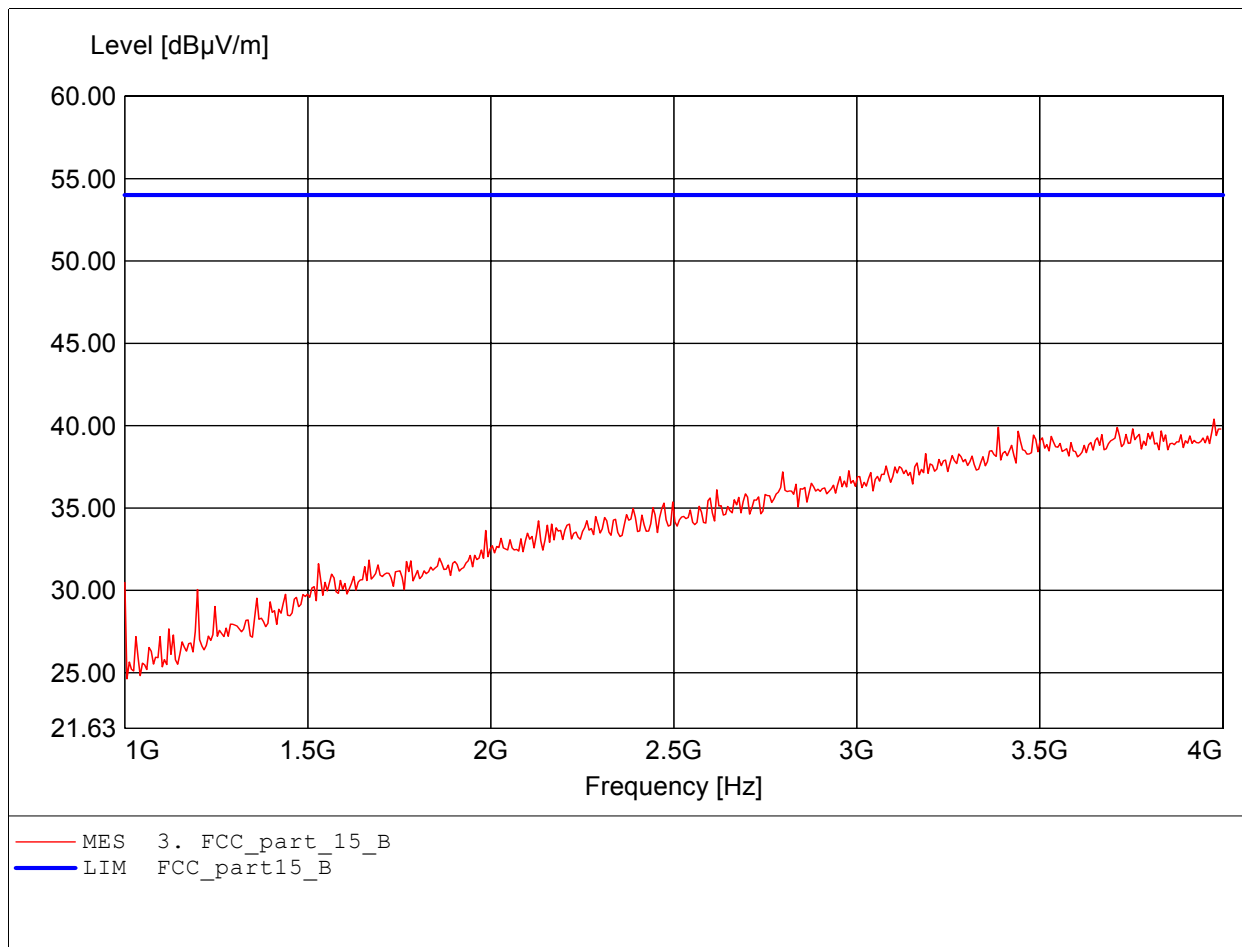
EUT: Enterprise Access Point 802.11b/g Dual-Radio  
MODEL NO.: 96-10 11G Channel 1 Antenna 2  
Approval Holder: Madge-Limited  
Test Site / Operator: ETS / Ken  
Temperature/Voltage: Temp.: 23°C/ Unom.: 120 VAC ( ac / dc Adapter )  
Test Specification: according to subpart B  
Comment 1: Dist.: 3m, Ant.: HL 223, ampl.  
Freq:232.064MHz Emax:44.56dBuV/m RBW: 100 kHz



**Field Strength under normal conditions**

**FCC RULES PART 15, SUBPART B**

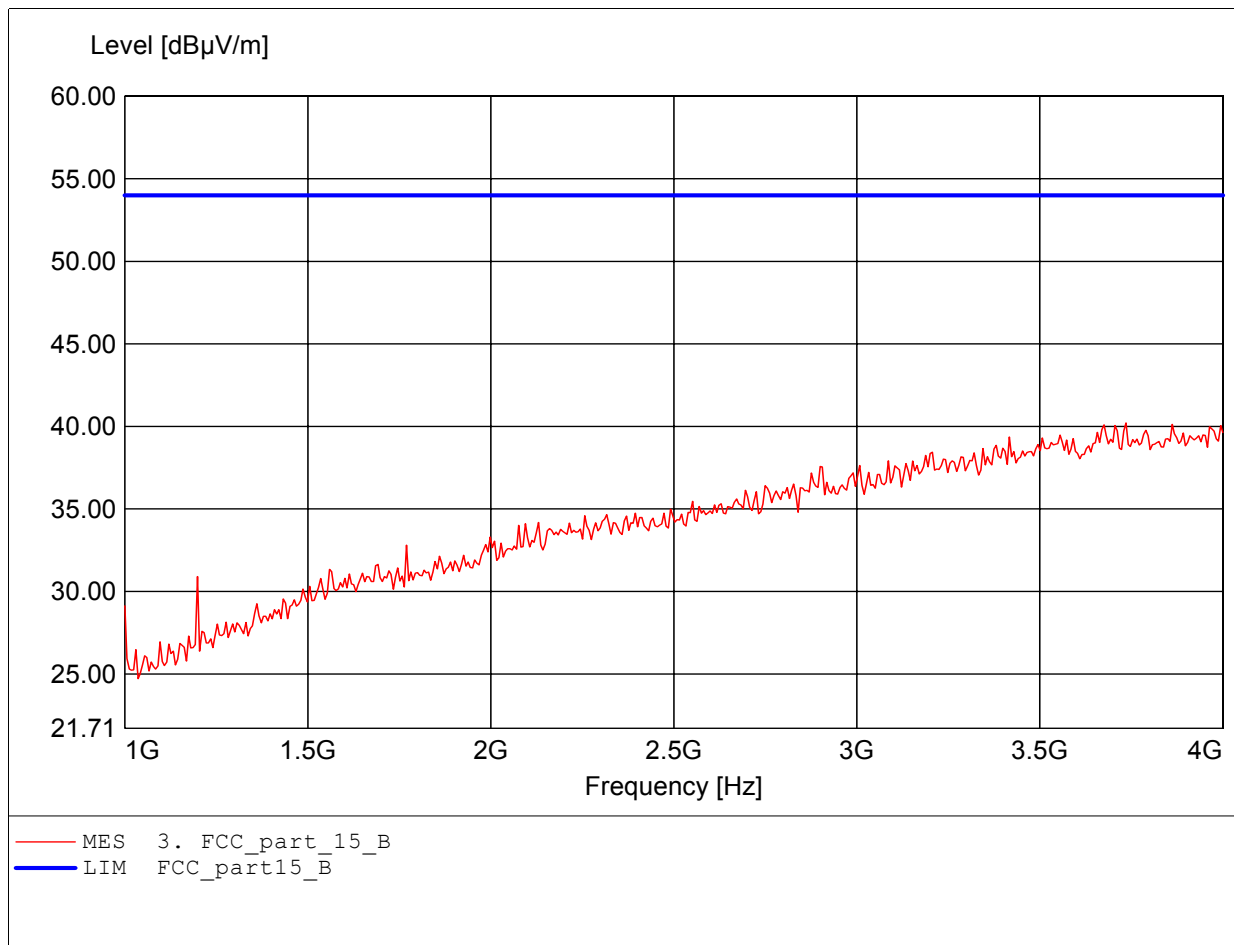
EUT: Enterprise Access Point 802.11b/g Dual-Radio  
MODEL NO.: 96-10 11G Channel 1 Antenna 2  
Approval Holder: Madge-Limited  
Test Site / Operator: ETS / Ken  
Temperature/Voltage: Temp.: 23°C/ Unom.: 120 VAC ( ac / dc Adapter )  
Test Specification: according to subpart B  
Comment 1: Dist.: 3m, Ant.: HL25, ampl.  
Freq:3.976GHz Emax:40.40dBµV/m RBW: 1 MHz



**Field Strength under normal conditions**

**FCC RULES PART 15, SUBPART B**

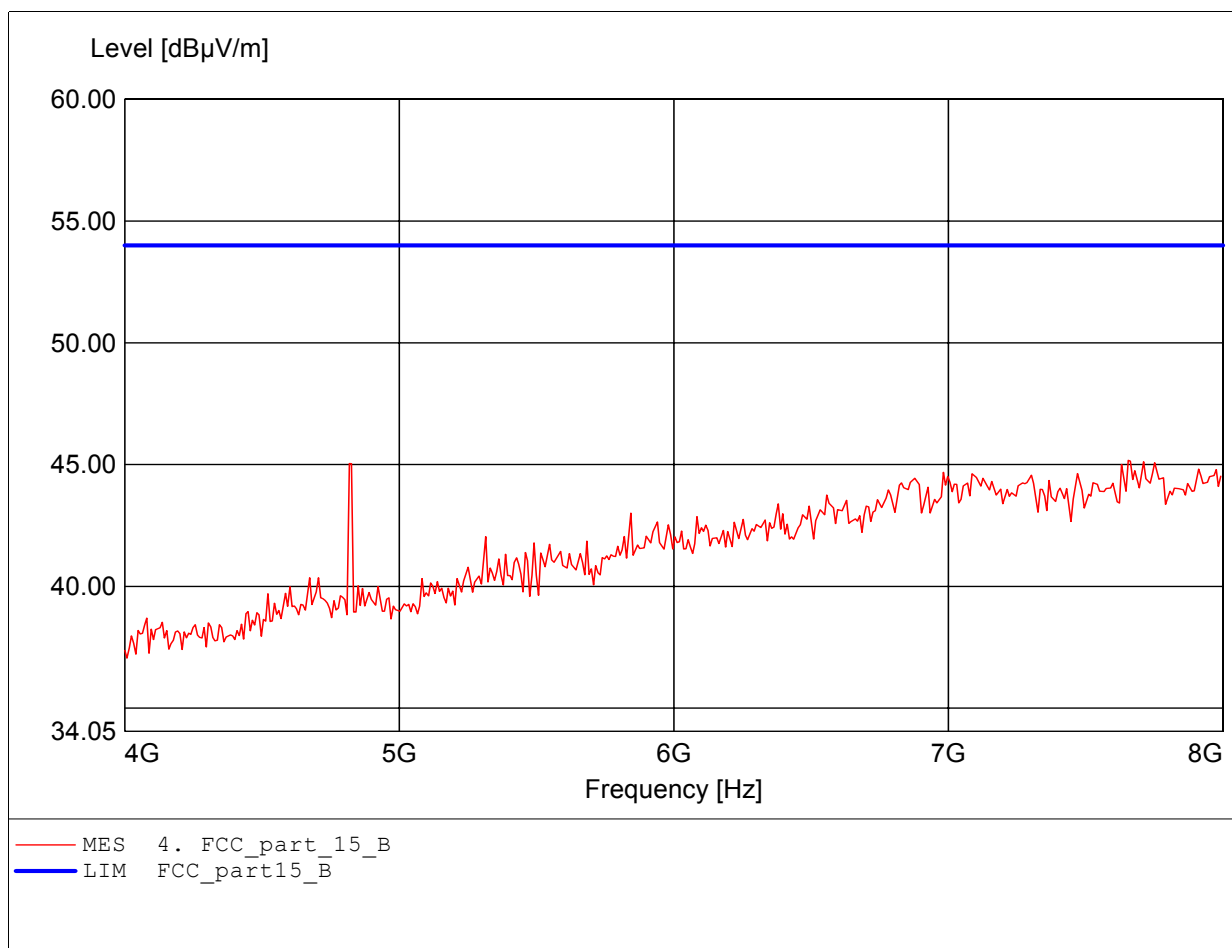
EUT: Enterprise Access Point 802.11b/g Dual-Radio  
MODEL NO.: 96-10 11G Channel 1 Antenna 2  
Approval Holder: Madge-Limited  
Test Site / Operator: ETS / Ken  
Temperature/Voltage: Temp.: 23°C/ Unom.: 120 VAC ( ac / dc Adapter )  
Test Specification: according to subpart B  
Comment 1: Dist.: 3m, Ant.: HL25, ampl.  
Freq:3.735GHz Emax:40.21dBµV/m RBW: 1 MHz



**Field Strength under normal conditions**

**FCC RULES PART 15, SUBPART B**

EUT: Enterprise Access Point 802.11b/g Dual-Radio  
MODEL NO.: 96-10 11G Channel 1 Antenna 2  
Approval Holder: Madge-Limited  
Test Site / Operator: ETS / Ken  
Temperature/Voltage: Temp.: 23°C/ Unom.: 120 VAC ( ac / dc Adapter )  
Test Specification: according to subpart B  
Comment 1: Dist.: 3m, Ant.: HL25, ampl.  
Freq:7.655GHz Emax:45.17dBµV/m RBW: 1 MHz

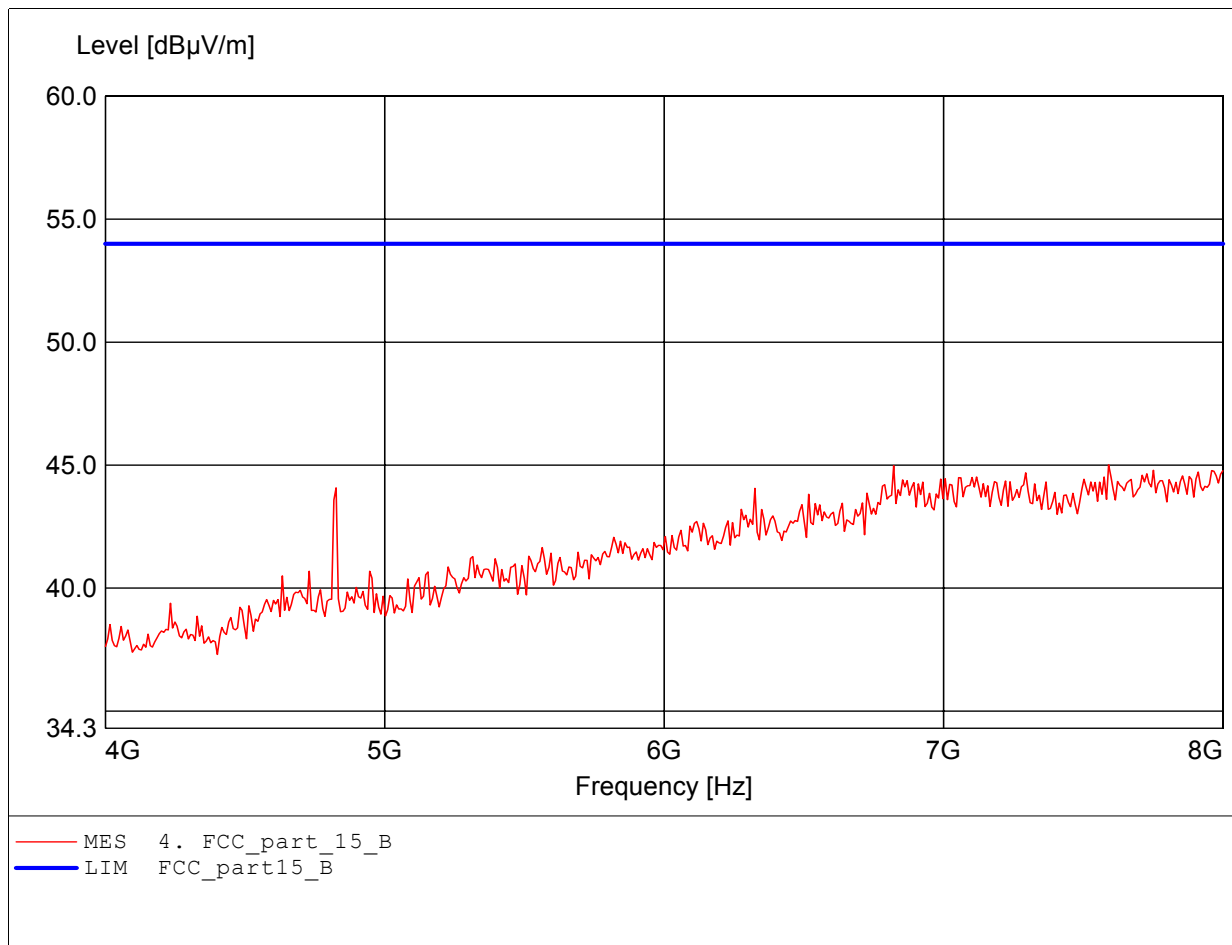




**Field Strength under normal conditions**

**FCC RULES PART 15, SUBPART B**

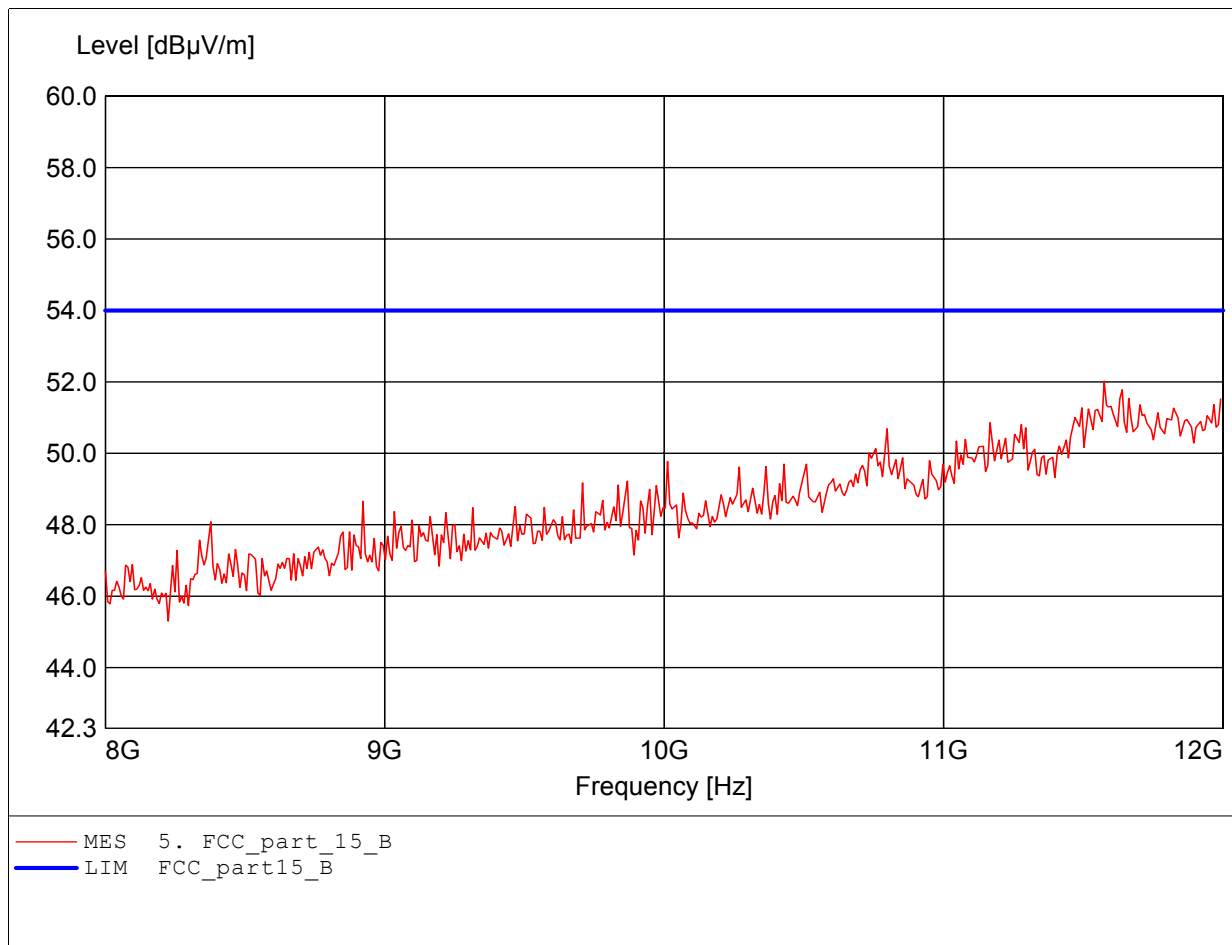
EUT: Enterprise Access Point 802.11b/g Dual-Radio  
MODEL NO.: 96-10 11G Channel 1 Antenna 2  
Approval Holder: Madge-Limited  
Test Site / Operator: ETS / Ken  
Temperature/Voltage: Temp.: 23°C/ Unom.: 120 VAC ( ac / dc Adapter )  
Test Specification: according to subpart B  
Comment 1: Dist.: 3m, Ant.: HL25, ampl.  
Freq:7.591GHz Emax:45.01dBµV/m RBW: 1 MHz



**Field Strength under normal conditions**

**FCC RULES PART 15, SUBPART B**

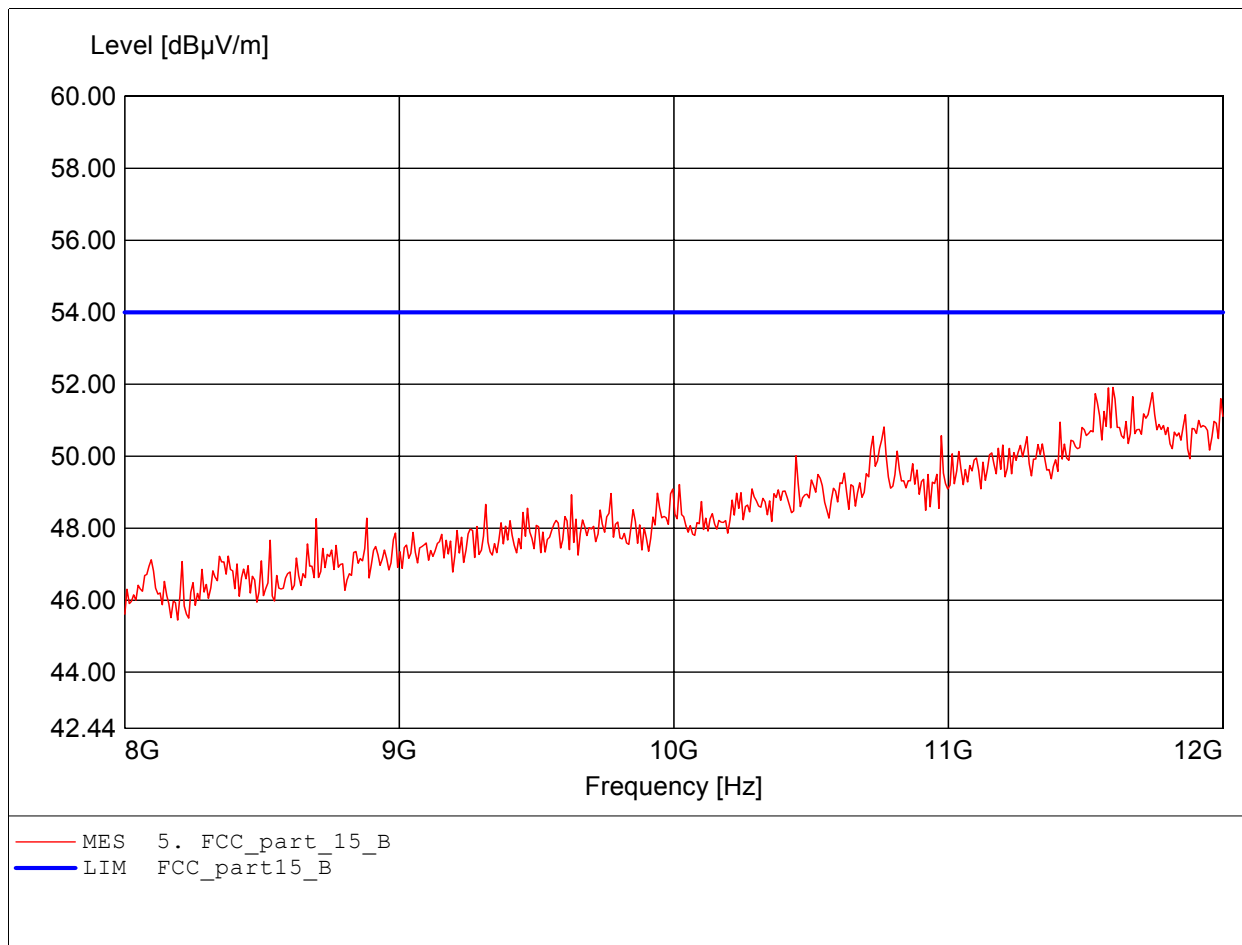
EUT: Enterprise Access Point 802.11b/g Dual-Radio  
MODEL NO.: 96-10 11G Channel 1 Antenna 2  
Approval Holder: Madge-Limited  
Test Site / Operator: ETS / Ken  
Temperature/Voltage: Temp.: 23°C/ Unom.: 120 VAC ( ac / dc Adapter )  
Test Specification: according to subpart B  
Comment 1: Dist.: 3m, Ant.: HL25, ampl.  
Freq:11.575GHz Emax:52.03dBµV/m RBW: 1 MHz



**Field Strength under normal conditions**

**FCC RULES PART 15, SUBPART B**

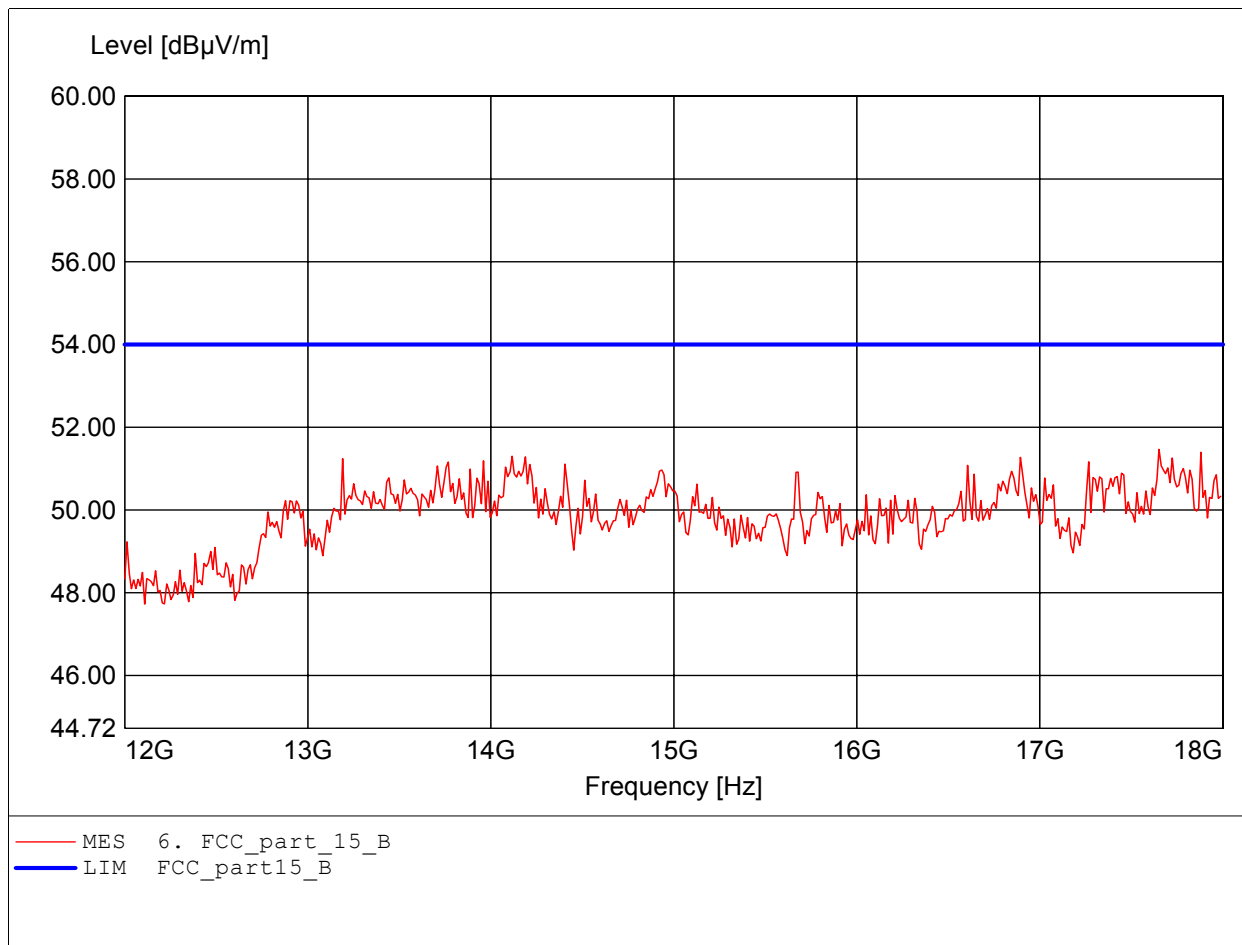
EUT: Enterprise Access Point 802.11b/g Dual-Radio  
MODEL NO.: 96-10 11G Channel 1 Antenna 2  
Approval Holder: Madge-Limited  
Test Site / Operator: ETS / Ken  
Temperature/Voltage: Temp.: 23°C/ Unom.: 120 VAC ( ac / dc Adapter )  
Test Specification: according to subpart B  
Comment 1: Dist.: 3m, Ant.: HL25, ampl.  
Freq:11.599GHz Emax:51.91dBµV/m RBW: 1 MHz



**Field Strength under normal conditions**

**FCC RULES PART 15, SUBPART B**

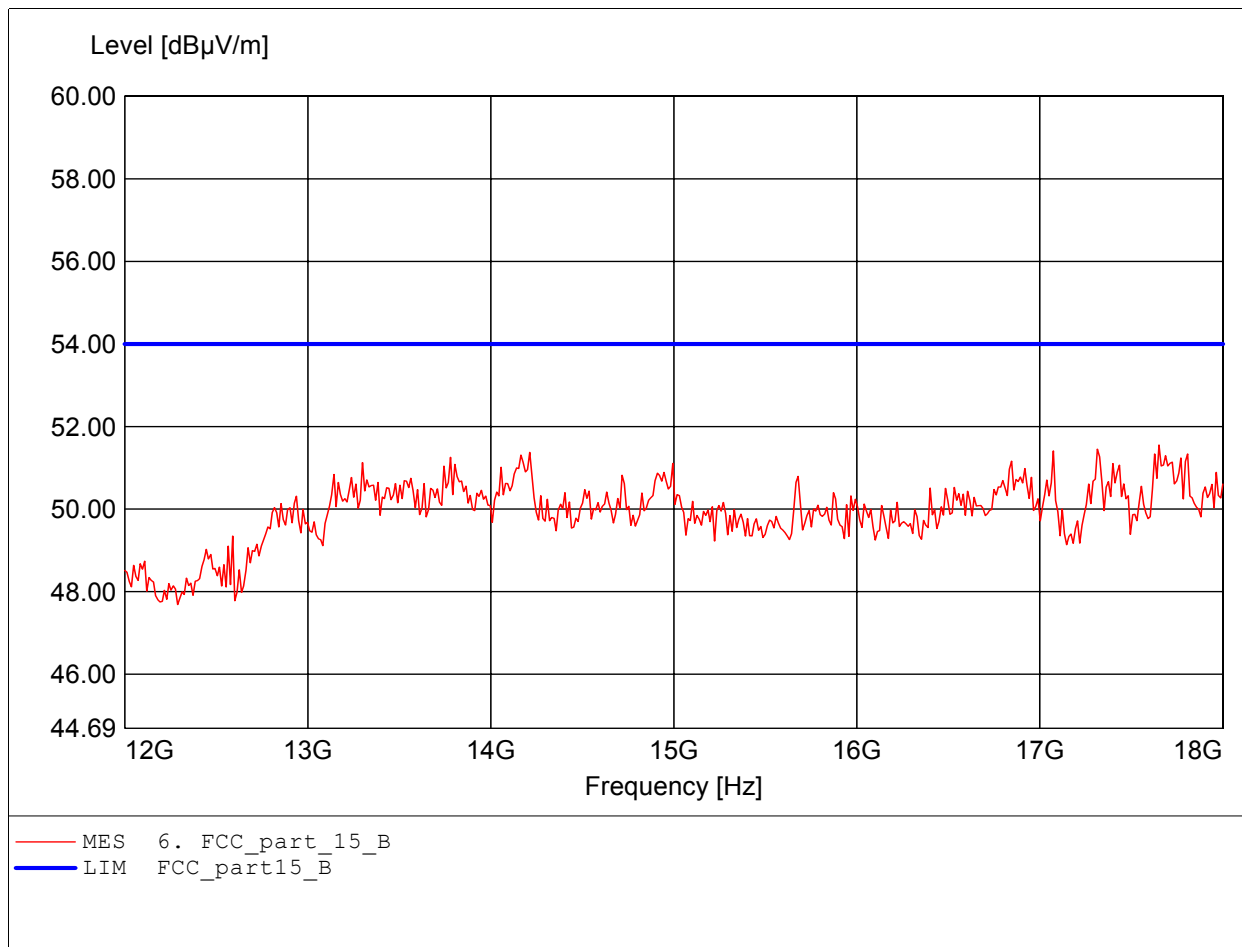
EUT: Enterprise Access Point 802.11b/g Dual-Radio  
MODEL NO.: 96-10 11G Channel 1 Antenna 2  
Approval Holder: Madge-Limited  
Test Site / Operator: ETS / Ken  
Temperature/Voltage: Temp.: 23°C/ Unom.: 120 VAC ( ac / dc Adapter )  
Test Specification: according to subpart B  
Comment 1: Dist.: 3m, Ant.: HL25, ampl.  
Freq:17.651GHz Emax:51.46dBµV/m RBW: 1 MHz



**Field Strength under normal conditions**

**FCC RULES PART 15, SUBPART B**

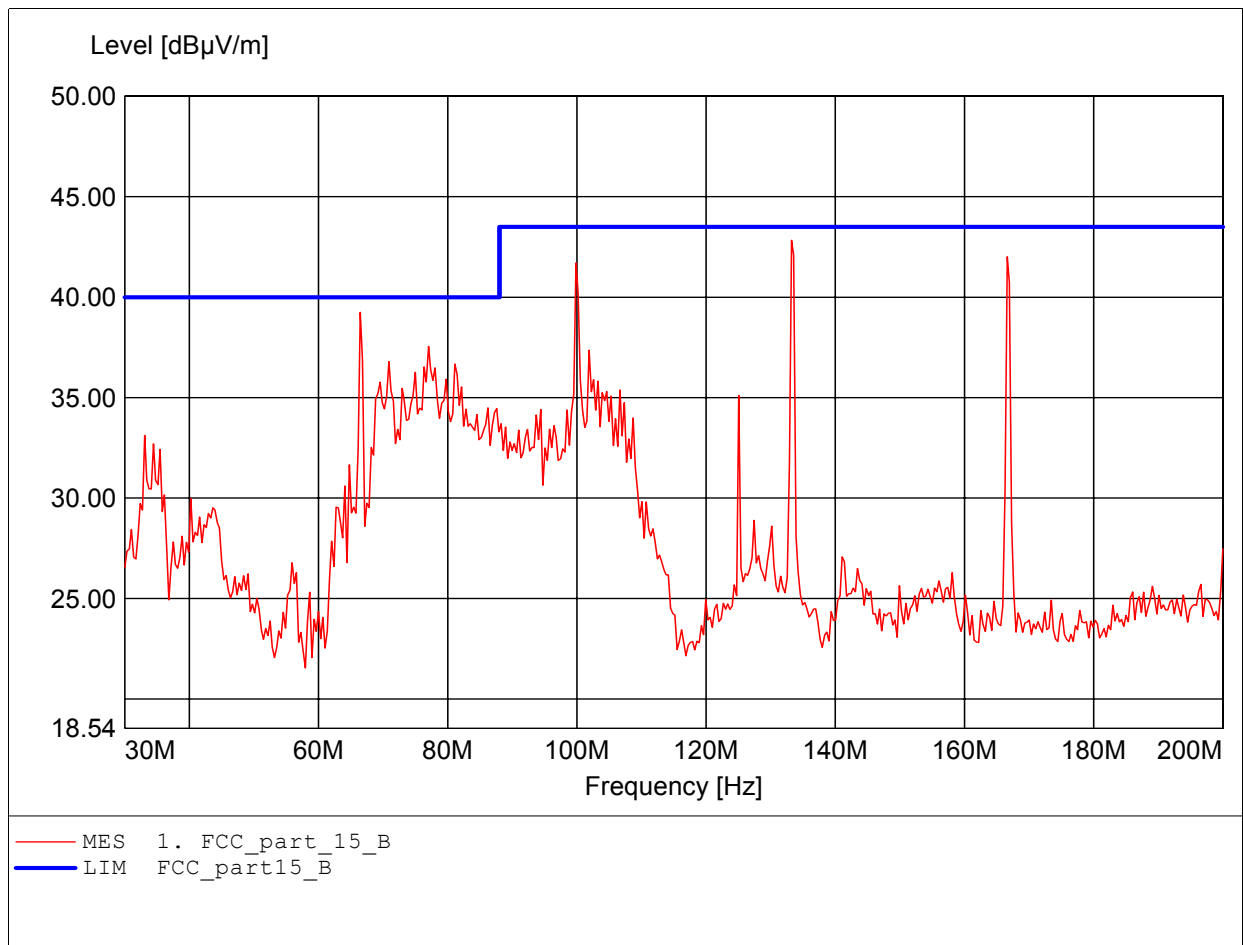
EUT: Enterprise Access Point 802.11b/g Dual-Radio  
MODEL NO.: 96-10 11G Channel 1 Antenna 2  
Approval Holder: Madge-Limited  
Test Site / Operator: ETS / Ken  
Temperature/Voltage: Temp.: 23°C/ Unom.: 120 VAC ( ac / dc Adapter )  
Test Specification: according to subpart B  
Comment 1: Dist.: 3m, Ant.: HL25, ampl.  
Freq:17.651GHz Emax:51.55dBµV/m RBW: 1 MHz



**Field Strength under normal conditions**

**FCC RULES PART 15, SUBPART B**

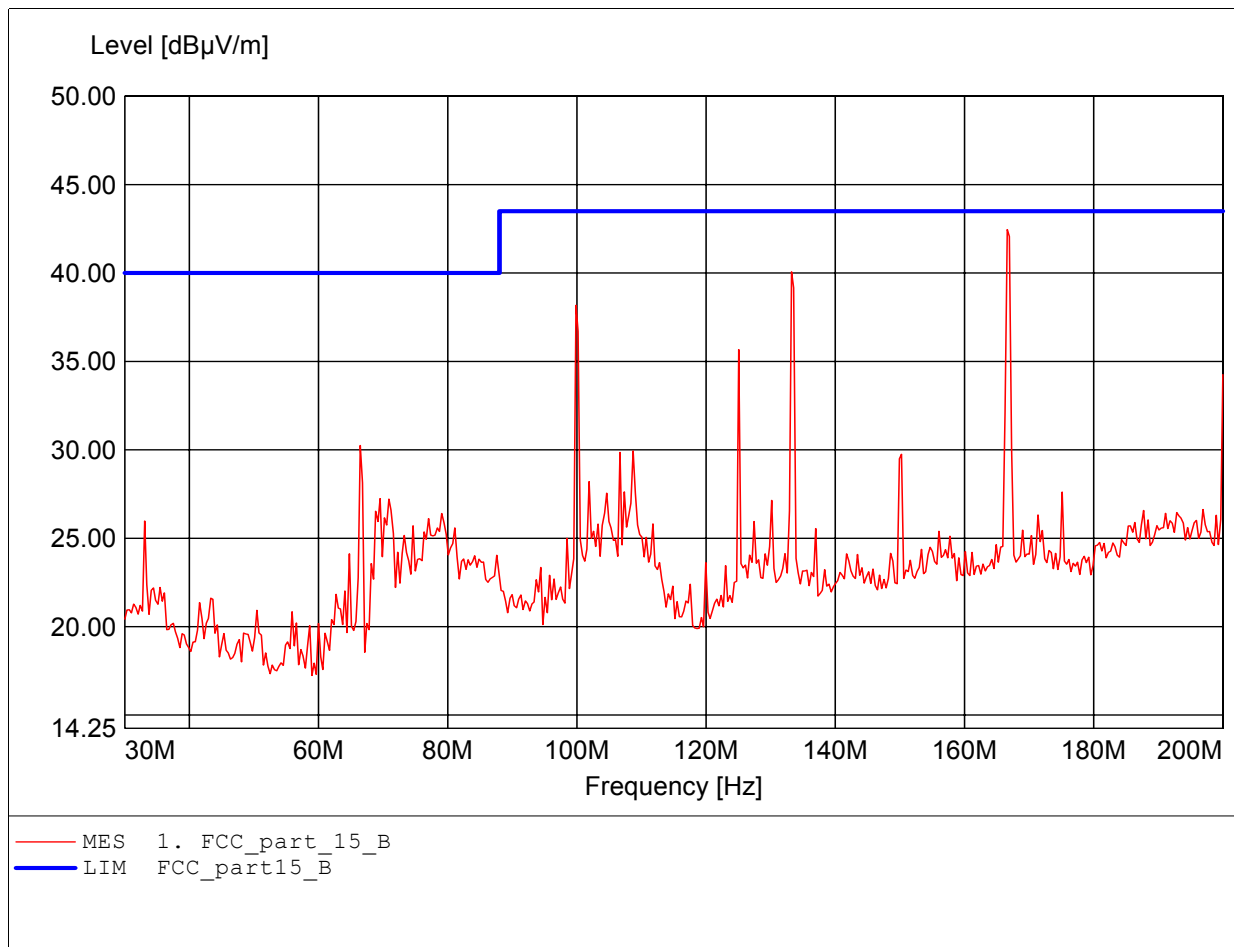
EUT: Enterprise Access Point 802.11b/g Dual-Radio  
MODEL NO.: 96-10 11G Channel 6 Antenna 2  
Approval Holder: Madge-Limited  
Test Site / Operator: ETS / Ken  
Temperature/Voltage: Temp.: 23°C/ Unom.: 120 VAC ( ac / dc Adapter )  
Test Specification: according to subpart B  
Comment 1: Dist.: 3m, Ant.: HK 116  
Freq:133.226MHz Emax:42.83dBµV/m RBW: 100 kHz



**Field Strength under normal conditions**

**FCC RULES PART 15, SUBPART B**

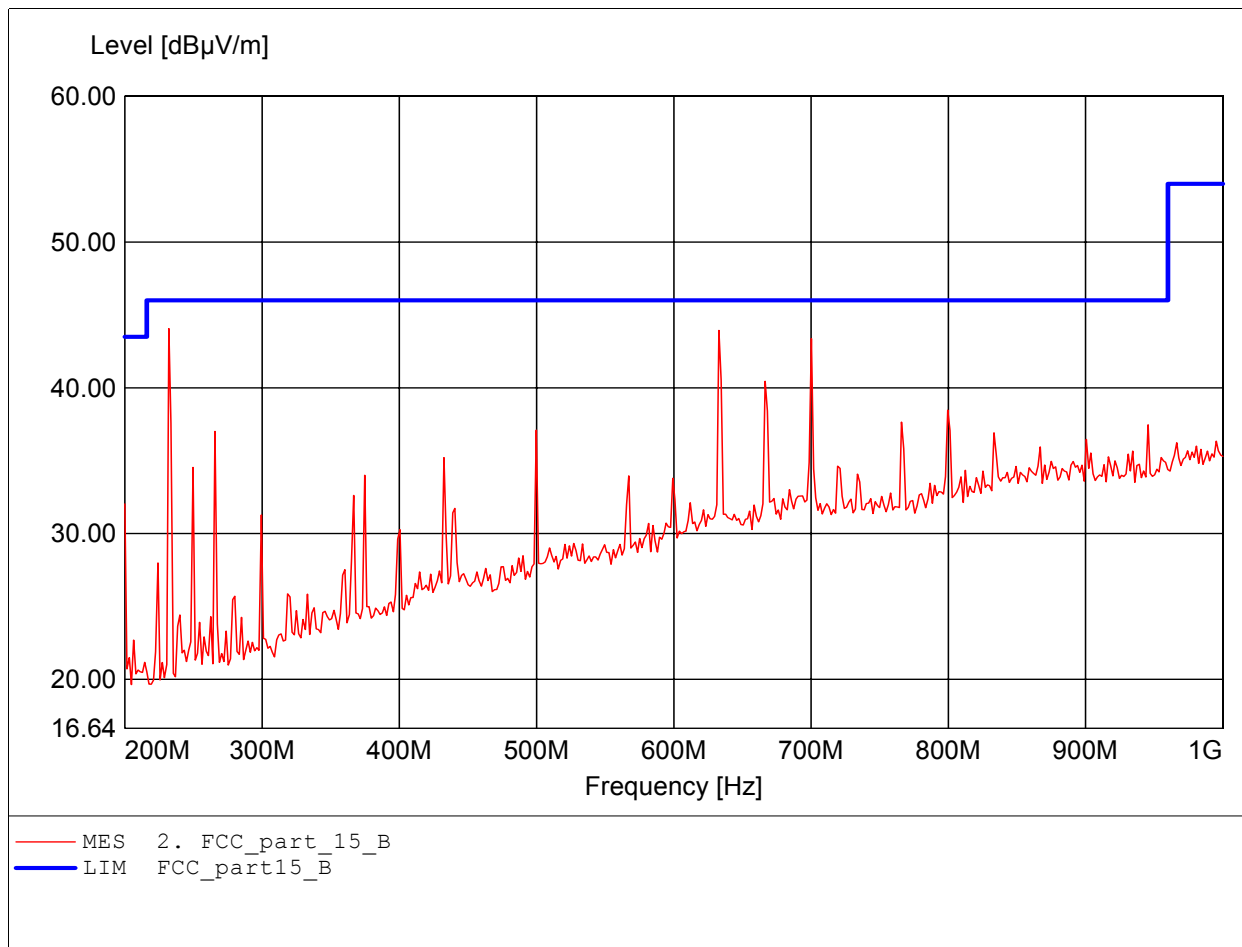
EUT: Enterprise Access Point 802.11b/g Dual-Radio  
MODEL NO.: 96-10 11G Channel 6 Antenna 2  
Approval Holder: Madge-Limited  
Test Site / Operator: ETS / Ken  
Temperature/Voltage: Temp.: 23°C/ Unom.: 120 VAC ( ac / dc Adapter )  
Test Specification: according to subpart B  
Comment 1: Dist.: 3m, Ant.: HK 116  
Freq:166.613MHz Emax:42.46dBµV/m RBW: 100 kHz



**Field Strength under normal conditions**

**FCC RULES PART 15, SUBPART B**

EUT: Enterprise Access Point 802.11b/g Dual-Radio  
MODEL NO.: 96-10 11G Channel 6 Antenna 2  
Approval Holder: Madge-Limited  
Test Site / Operator: ETS / Ken  
Temperature/Voltage: Temp.: 23°C/ Unom.: 120 VAC ( ac / dc Adapter )  
Test Specification: according to subpart B  
Comment 1: Dist.: 3m, Ant.: HL 223, ampl.  
Freq:232.064MHz Emax:44.06dBuV/m RBW: 100 kHz

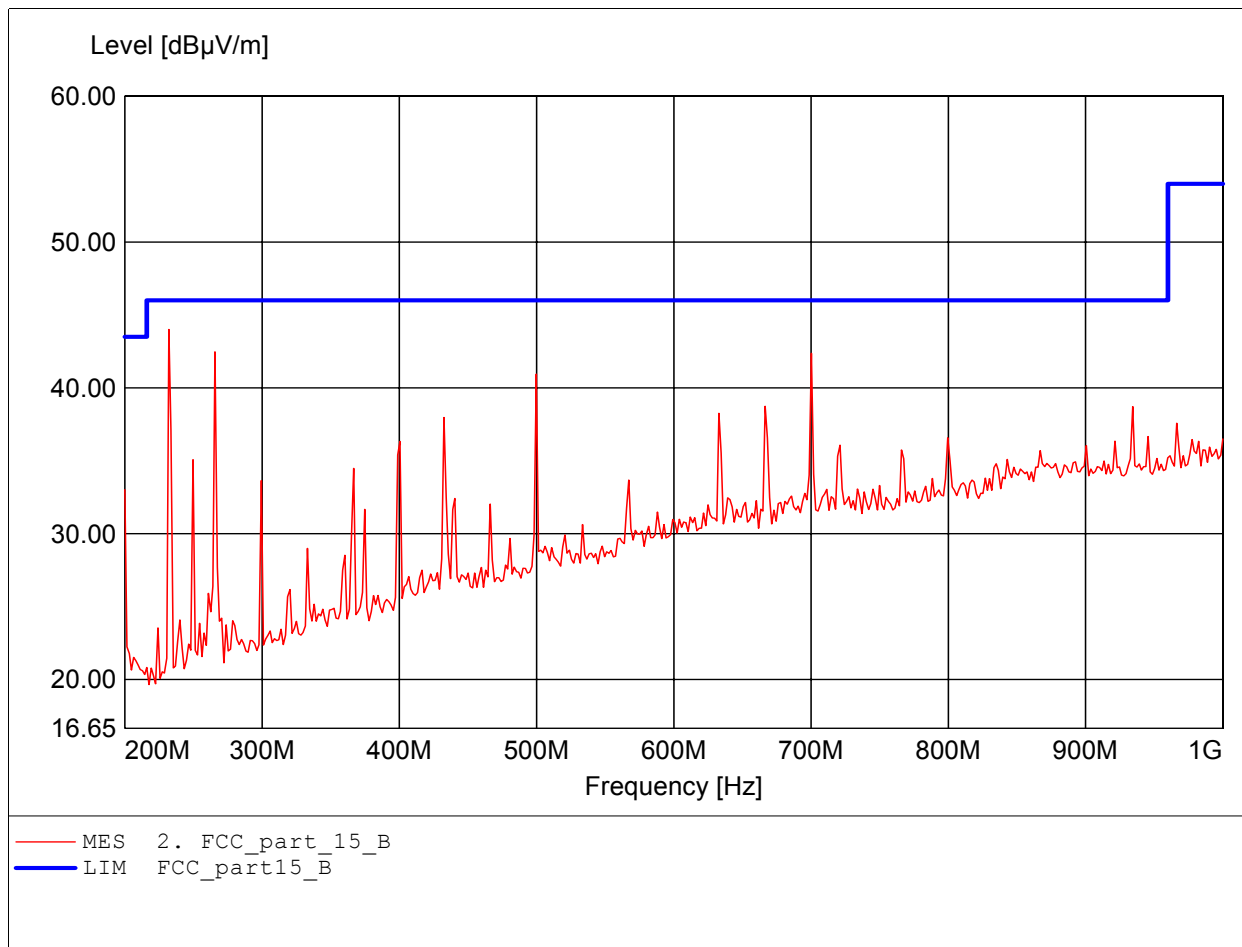




**Field Strength under normal conditions**

**FCC RULES PART 15, SUBPART B**

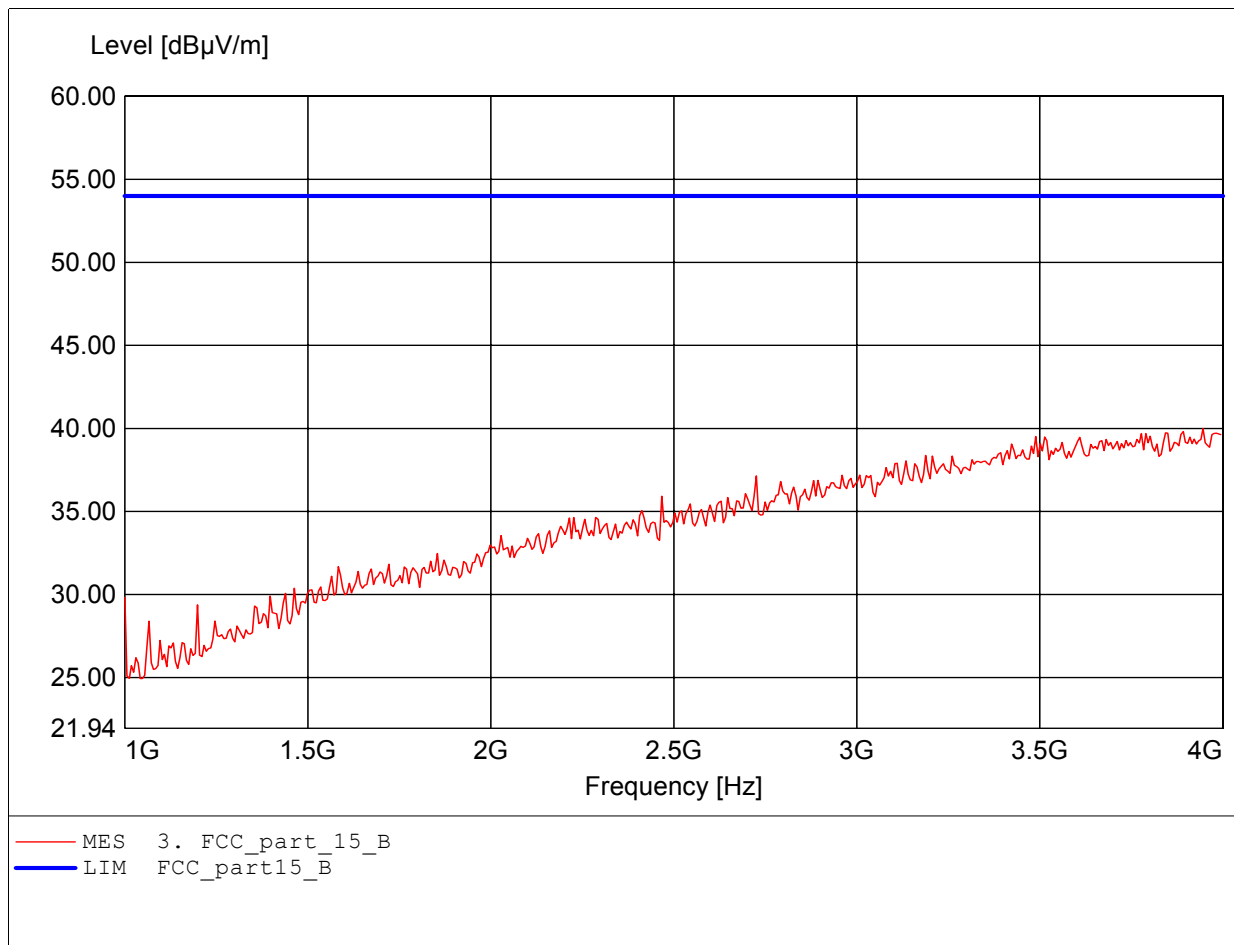
EUT: Enterprise Access Point 802.11b/g Dual-Radio  
MODEL NO.: 96-10 11G Channel 6 Antenna 2  
Approval Holder: Madge-Limited  
Test Site / Operator: ETS / Ken  
Temperature/Voltage: Temp.: 23°C/ Unom.: 120 VAC ( ac / dc Adapter )  
Test Specification: according to subpart B  
Comment 1: Dist.: 3m, Ant.: HL 223, ampl.  
Freq:232.064MHz Emax:44.01dBµV/m RBW: 100 kHz



**Field Strength under normal conditions**

**FCC RULES PART 15, SUBPART B**

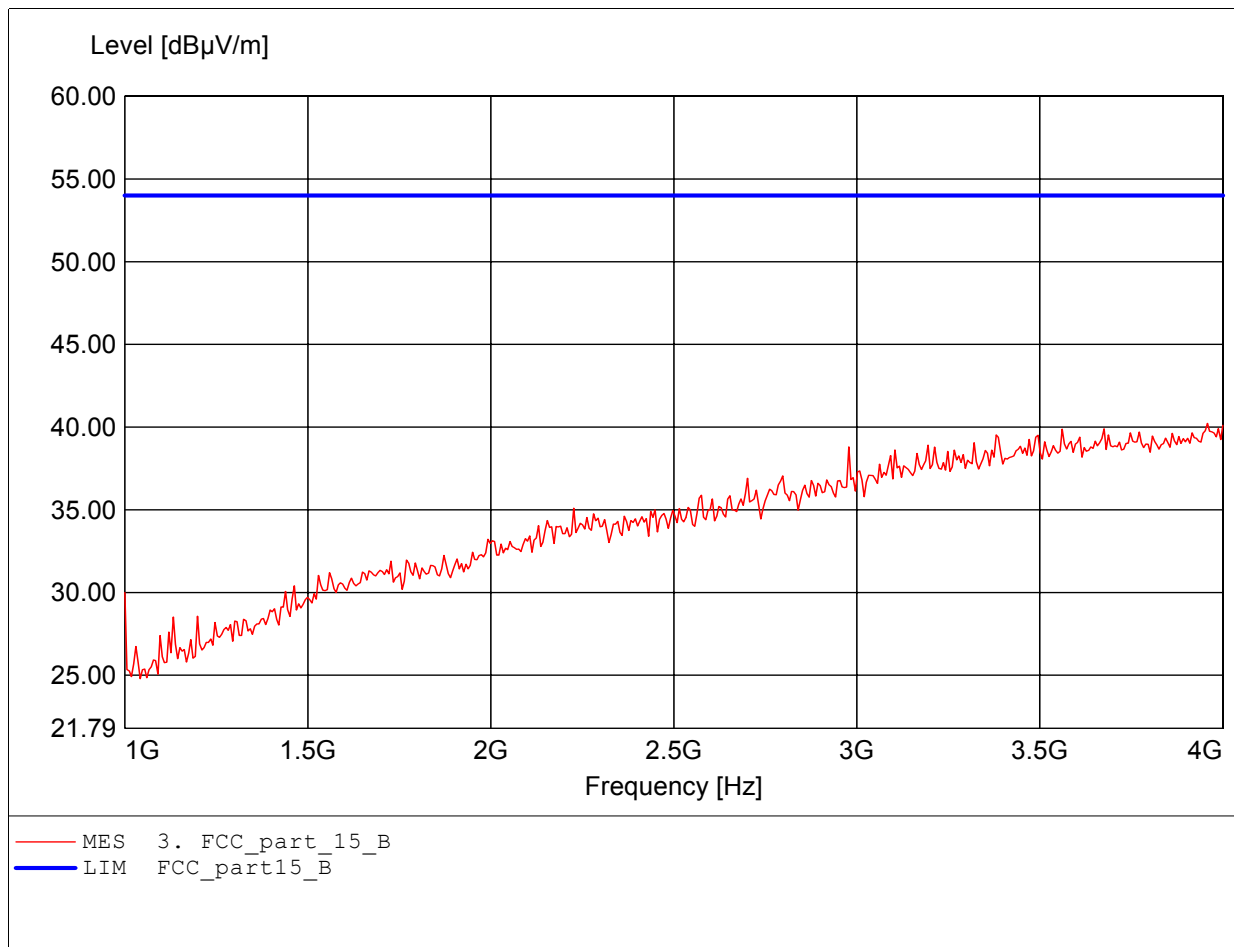
EUT: Enterprise Access Point 802.11b/g Dual-Radio  
MODEL NO.: 96-10 11G Channel 6 Antenna 2  
Approval Holder: Madge-Limited  
Test Site / Operator: ETS / Ken  
Temperature/Voltage: Temp.: 23°C/ Unom.: 120 VAC ( ac / dc Adapter )  
Test Specification: according to subpart B  
Comment 1: Dist.: 3m, Ant.: HL25, ampl.  
Freq:3.946GHz Emax:39.98dBμV/m RBW: 1 MHz



**Field Strength under normal conditions**

**FCC RULES PART 15, SUBPART B**

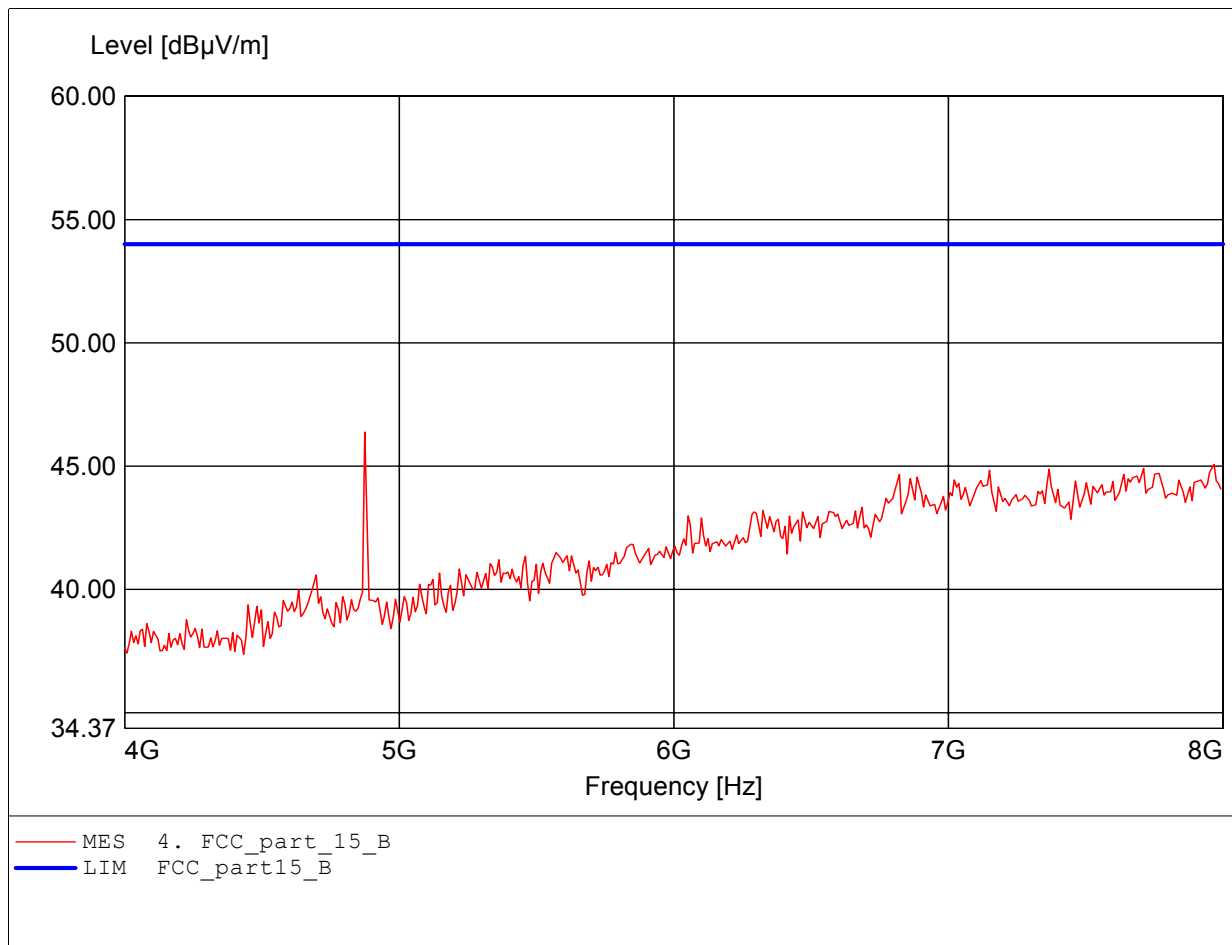
EUT: Enterprise Access Point 802.11b/g Dual-Radio  
MODEL NO.: 96-10 11G Channel 6 Antenna 2  
Approval Holder: Madge-Limited  
Test Site / Operator: ETS / Ken  
Temperature/Voltage: Temp.: 23°C/ Unom.: 120 VAC ( ac / dc Adapter )  
Test Specification: according to subpart B  
Comment 1: Dist.: 3m, Ant.: HL25, ampl.  
Freq:3.958GHz Emax:40.22dBµV/m RBW: 1 MHz



**Field Strength under normal conditions**

**FCC RULES PART 15, SUBPART B**

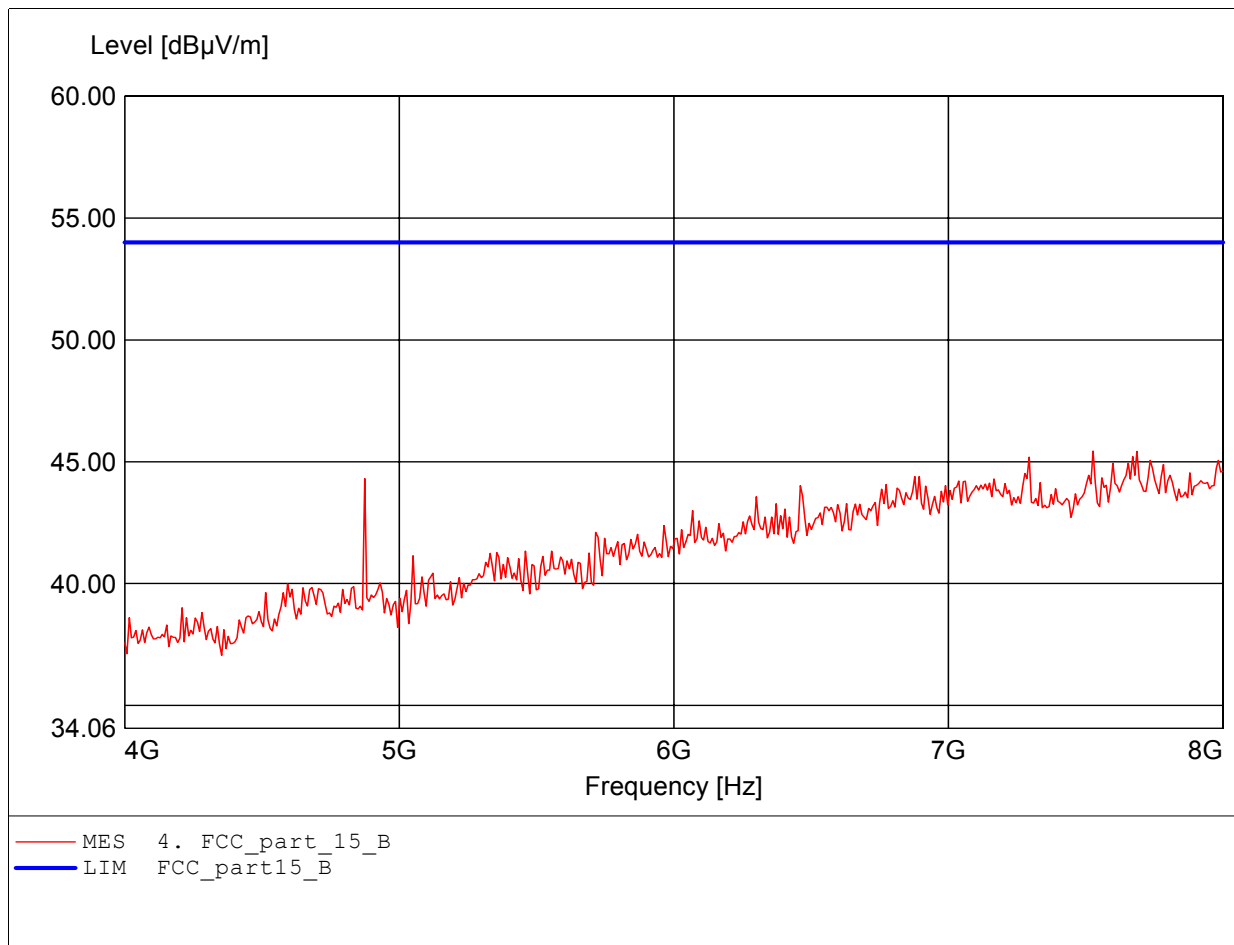
EUT: Enterprise Access Point 802.11b/g Dual-Radio  
MODEL NO.: 96-10 11G Channel 6 Antenna 2  
Approval Holder: Madge-Limited  
Test Site / Operator: ETS / Ken  
Temperature/Voltage: Temp.: 23°C/ Unom.: 120 VAC ( ac / dc Adapter )  
Test Specification: according to subpart B  
Comment 1: Dist.: 3m, Ant.: HL25, ampl.  
Freq:4.874GHz Emax:46.38dBµV/m RBW: 1 MHz



**Field Strength under normal conditions**

**FCC RULES PART 15, SUBPART B**

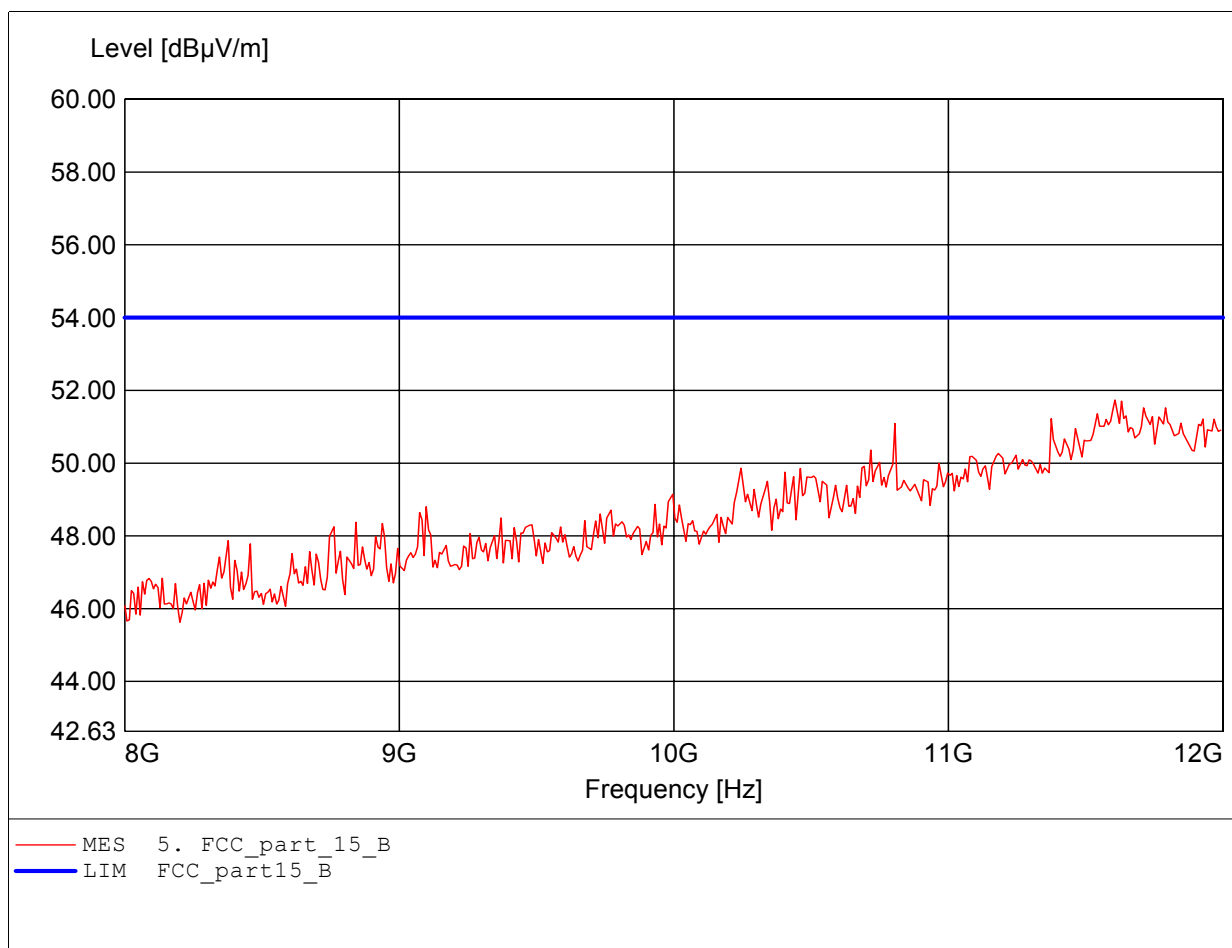
EUT: Enterprise Access Point 802.11b/g Dual-Radio  
MODEL NO.: 96-10 11G Channel 6 Antenna 2  
Approval Holder: Madge-Limited  
Test Site / Operator: ETS / Ken  
Temperature/Voltage: Temp.: 23°C/ Unom.: 120 VAC ( ac / dc Adapter )  
Test Specification: according to subpart B  
Comment 1: Dist.: 3m, Ant.: HL25, ampl.  
Freq:7.527GHz Emax:45.43dBµV/m RBW: 1 MHz



**Field Strength under normal conditions**

**FCC RULES PART 15, SUBPART B**

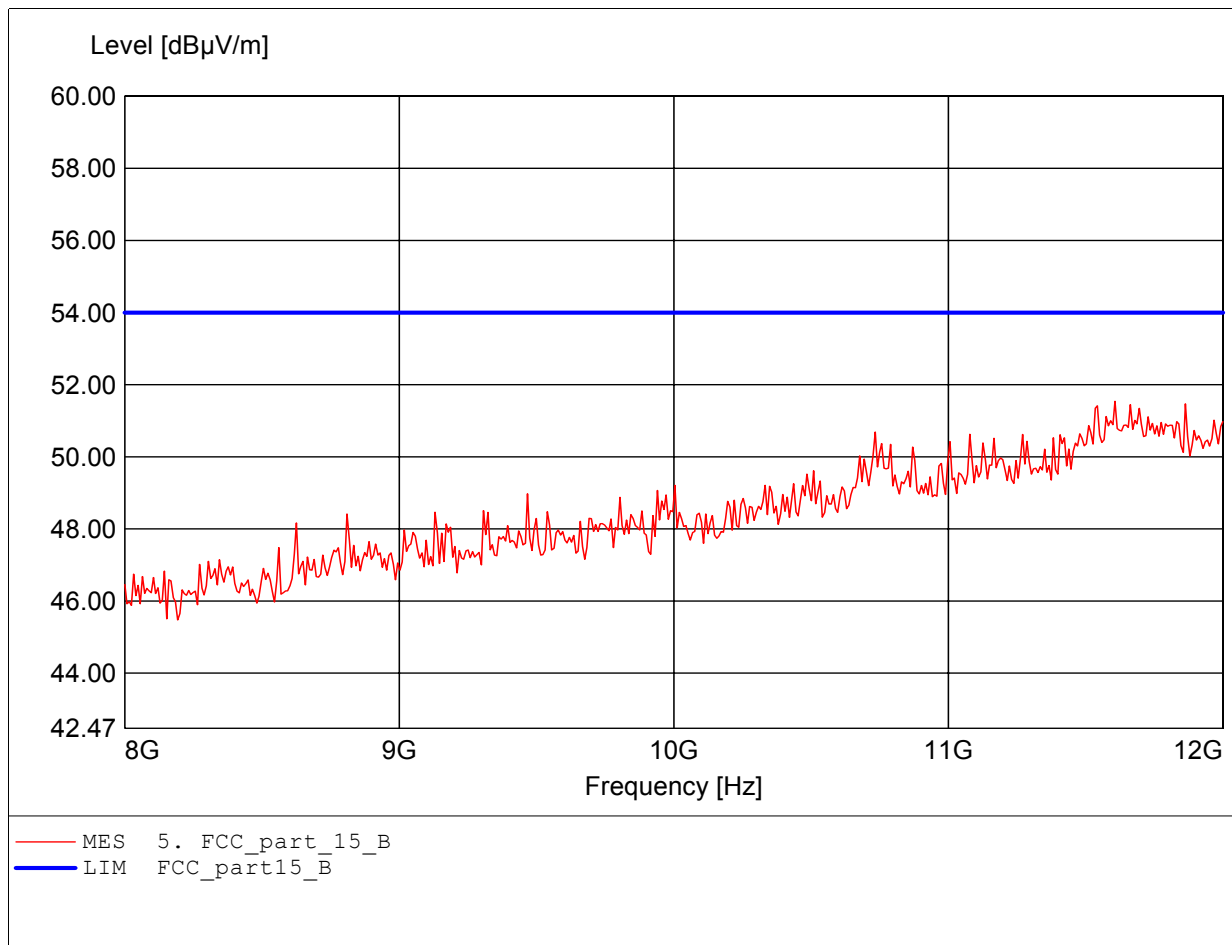
EUT: Enterprise Access Point 802.11b/g Dual-Radio  
MODEL NO.: 96-10 11G Channel 6 Antenna 2  
Approval Holder: Madge-Limited  
Test Site / Operator: ETS / Ken  
Temperature/Voltage: Temp.: 23°C/ Unom.: 120 VAC ( ac / dc Adapter )  
Test Specification: according to subpart B  
Comment 1: Dist.: 3m, Ant.: HL25, ampl.  
Freq:11.607GHz Emax:51.74dBµV/m RBW: 1 MHz



**Field Strength under normal conditions**

**FCC RULES PART 15, SUBPART B**

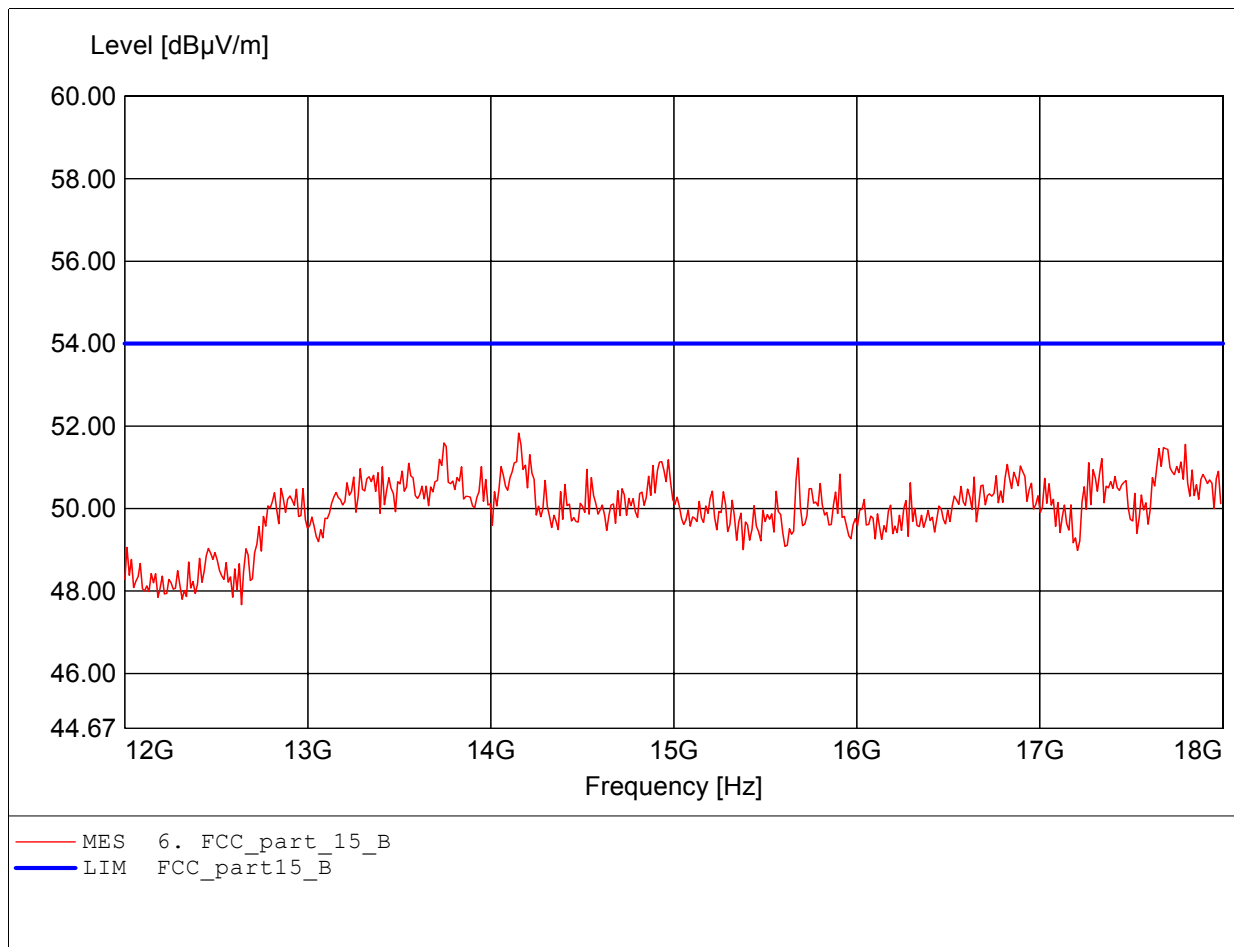
EUT: Enterprise Access Point 802.11b/g Dual-Radio  
MODEL NO.: 96-10 11G Channel 6 Antenna 2  
Approval Holder: Madge-Limited  
Test Site / Operator: ETS / Ken  
Temperature/Voltage: Temp.: 23°C/ Unom.: 120 VAC ( ac / dc Adapter )  
Test Specification: according to subpart B  
Comment 1: Dist.: 3m, Ant.: HL25, ampl.  
Freq:11.607GHz Emax:51.54dBμV/m RBW: 1 MHz



**Field Strength under normal conditions**

**FCC RULES PART 15, SUBPART B**

EUT: Enterprise Access Point 802.11b/g Dual-Radio  
MODEL NO.: 96-10 11G Channel 6 Antenna 2  
Approval Holder: Madge-Limited  
Test Site / Operator: ETS / Ken  
Temperature/Voltage: Temp.: 23°C/ Unom.: 120 VAC ( ac / dc Adapter )  
Test Specification: according to subpart B  
Comment 1: Dist.: 3m, Ant.: HL25, ampl.  
Freq:14.152GHz Emax:51.83dBµV/m RBW: 1 MHz

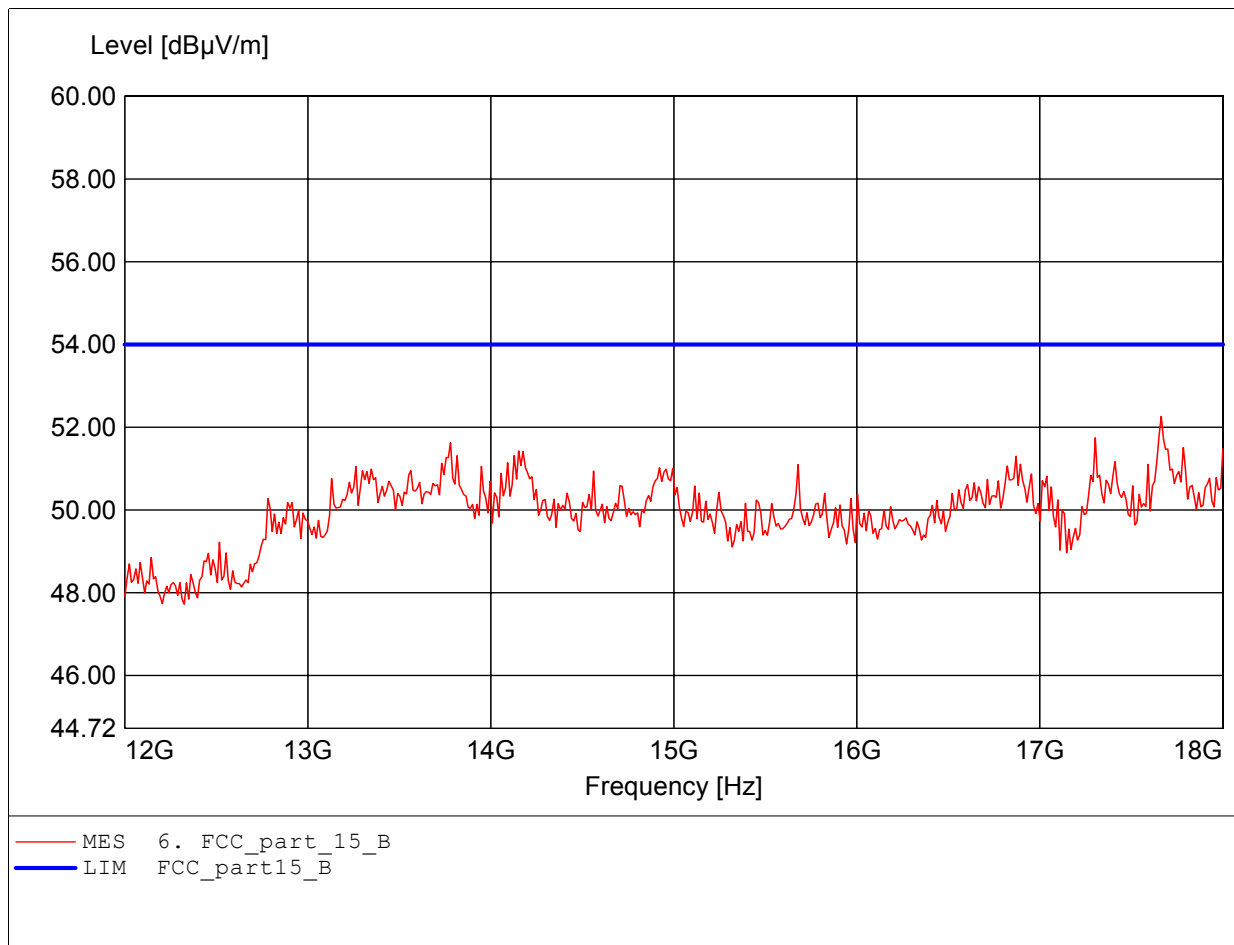




**Field Strength under normal conditions**

**FCC RULES PART 15, SUBPART B**

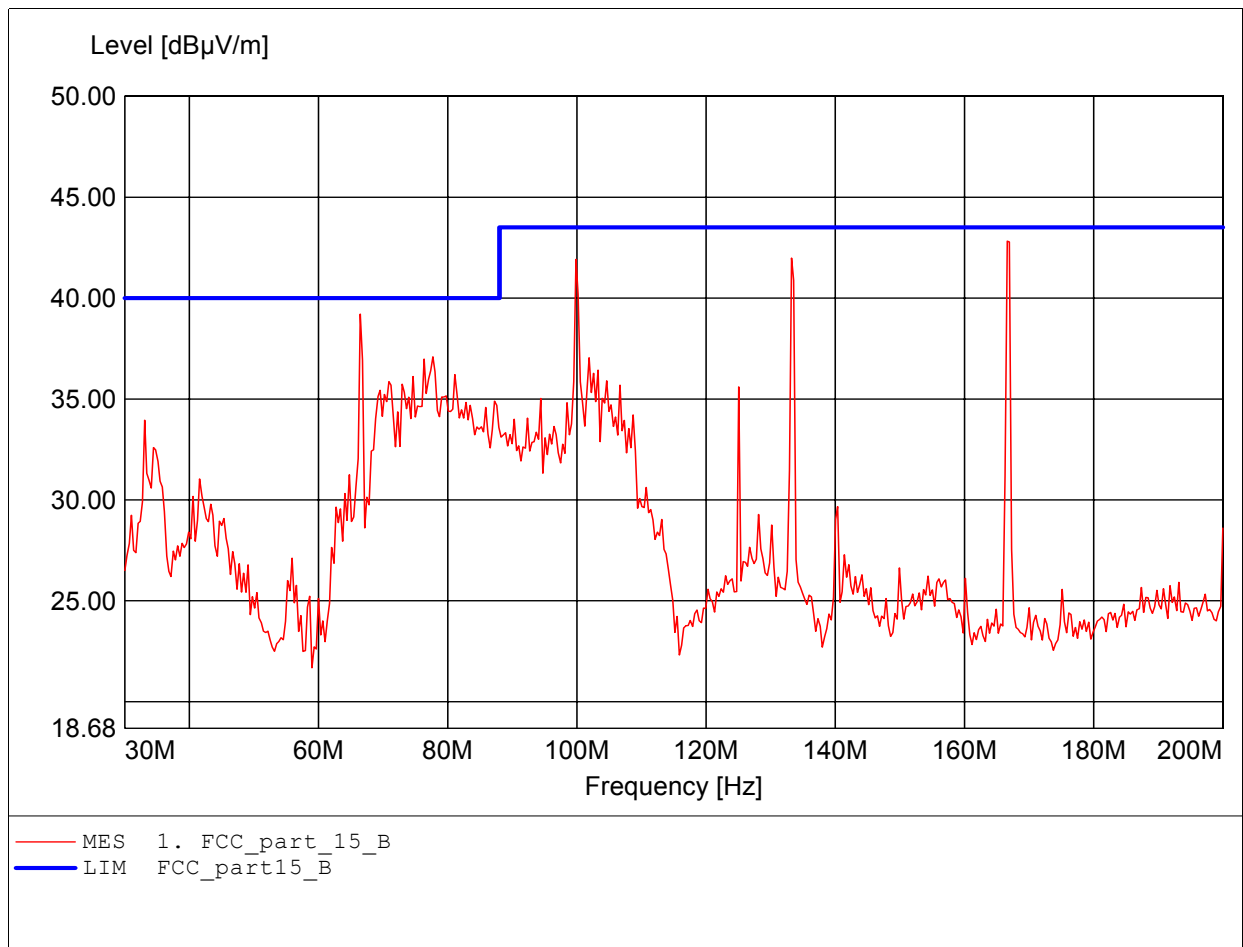
EUT: Enterprise Access Point 802.11b/g Dual-Radio  
MODEL NO.: 96-10 11G Channel 6 Antenna 2  
Approval Holder: Madge-Limited  
Test Site / Operator: ETS / Ken  
Temperature/Voltage: Temp.: 23°C/ Unom.: 120 VAC ( ac / dc Adapter )  
Test Specification: according to subpart B  
Comment 1: Dist.: 3m, Ant.: HL25, ampl.  
Freq:17.663GHz Emax:52.26dBµV/m RBW: 1 MHz



**Field Strength under normal conditions**

**FCC RULES PART 15, SUBPART B**

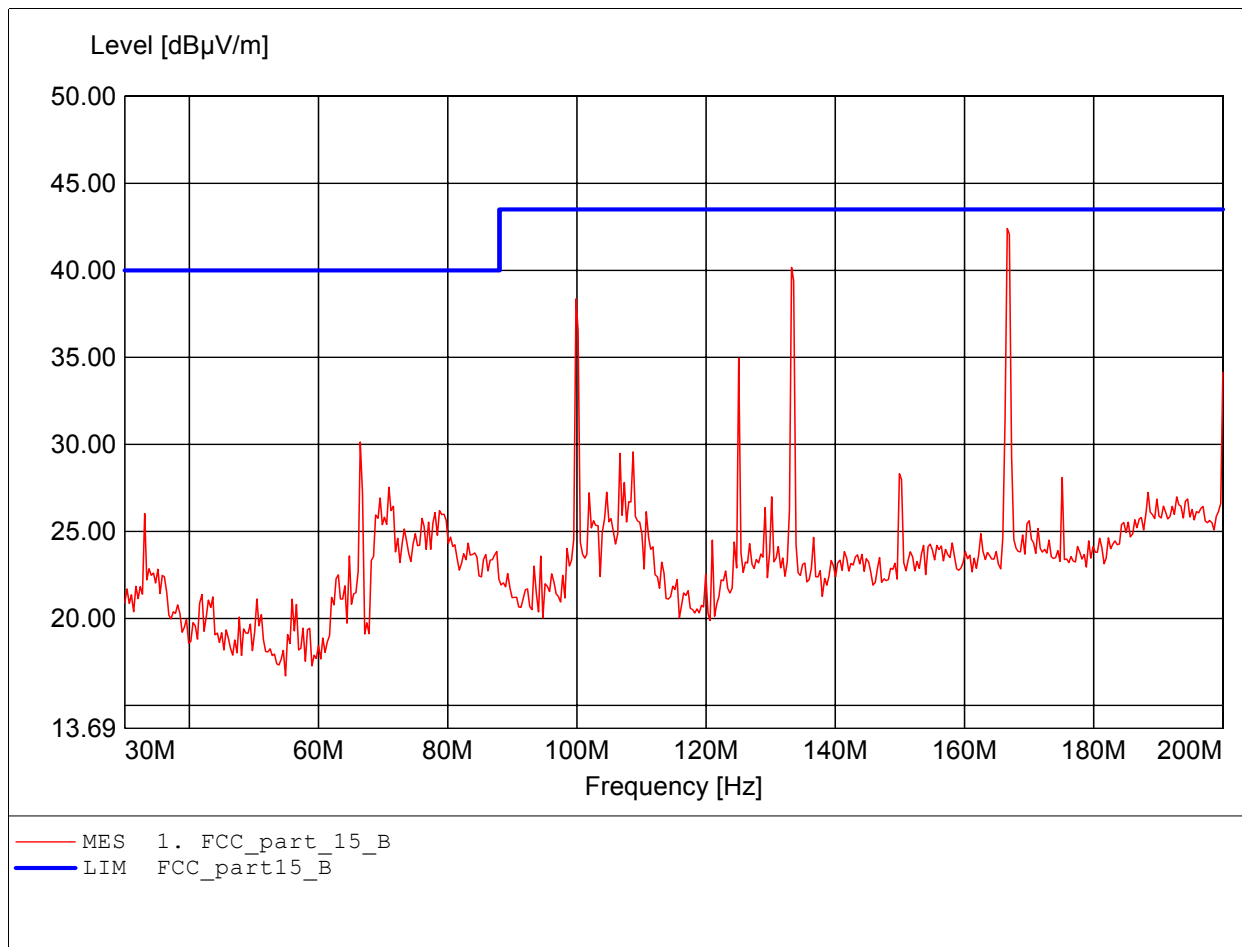
EUT: Enterprise Access Point 802.11b/g Dual-Radio  
MODEL NO.: 96-10 11G Channel 11 Antenna 2  
Approval Holder: Madge-Limited  
Test Site / Operator: ETS / Ken  
Temperature/Voltage: Temp.: 23°C/ Unom.: 120 VAC ( ac / dc Adapter )  
Test Specification: according to subpart B  
Comment 1: Dist.: 3m, Ant.: HK 116  
Freq:166.613MHz Emax:42.82dBµV/m RBW: 100 kHz



**Field Strength under normal conditions**

**FCC RULES PART 15, SUBPART B**

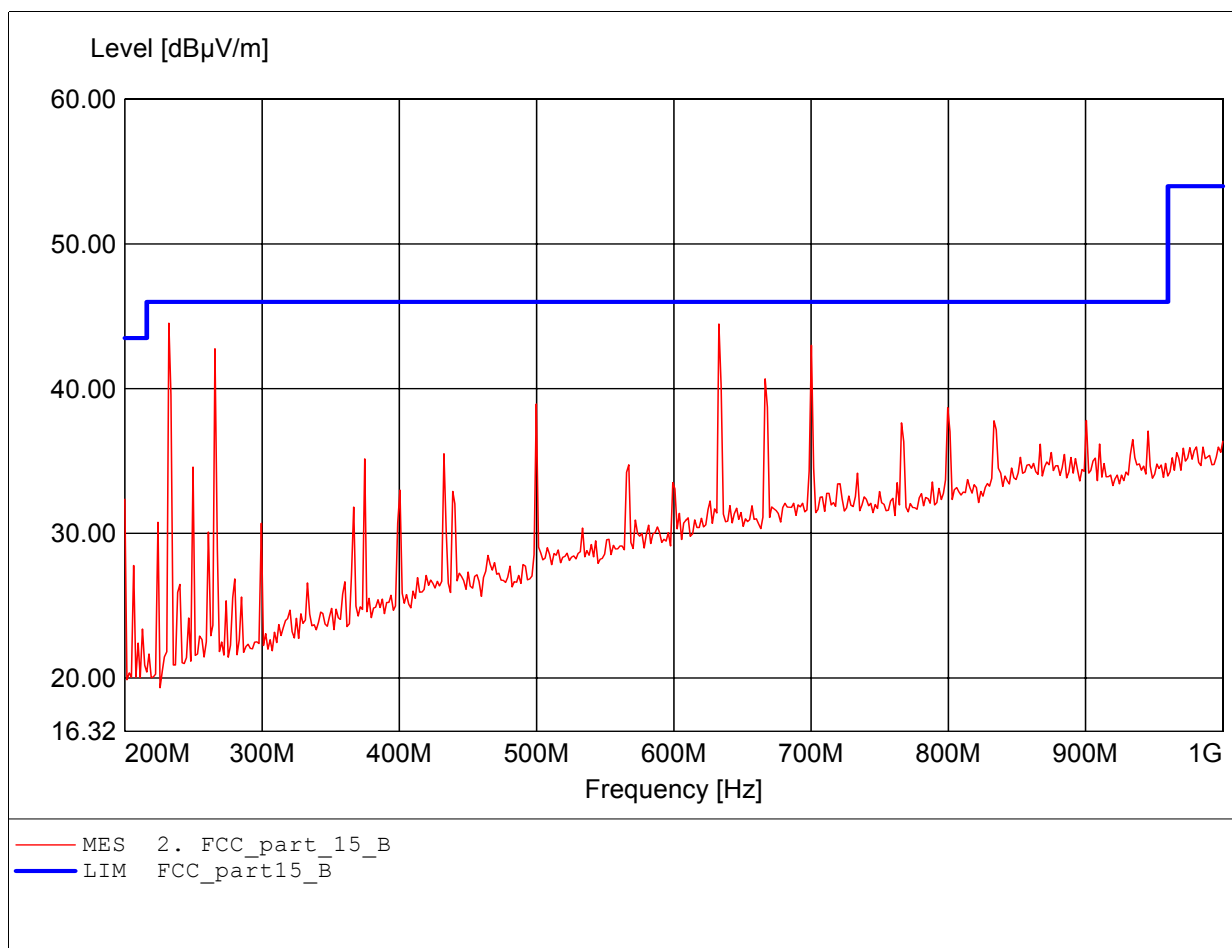
EUT: Enterprise Access Point 802.11b/g Dual-Radio  
MODEL NO.: 96-10 11G Channel 11 Antenna 2  
Approval Holder: Madge-Limited  
Test Site / Operator: ETS / Ken  
Temperature/Voltage: Temp.: 23°C/ Unom.: 120 VAC ( ac / dc Adapter )  
Test Specification: according to subpart B  
Comment 1: Dist.: 3m, Ant.: HK 116  
Freq:166.613MHz Emax:42.40dBµV/m RBW: 100 kHz



**Field Strength under normal conditions**

**FCC RULES PART 15, SUBPART B**

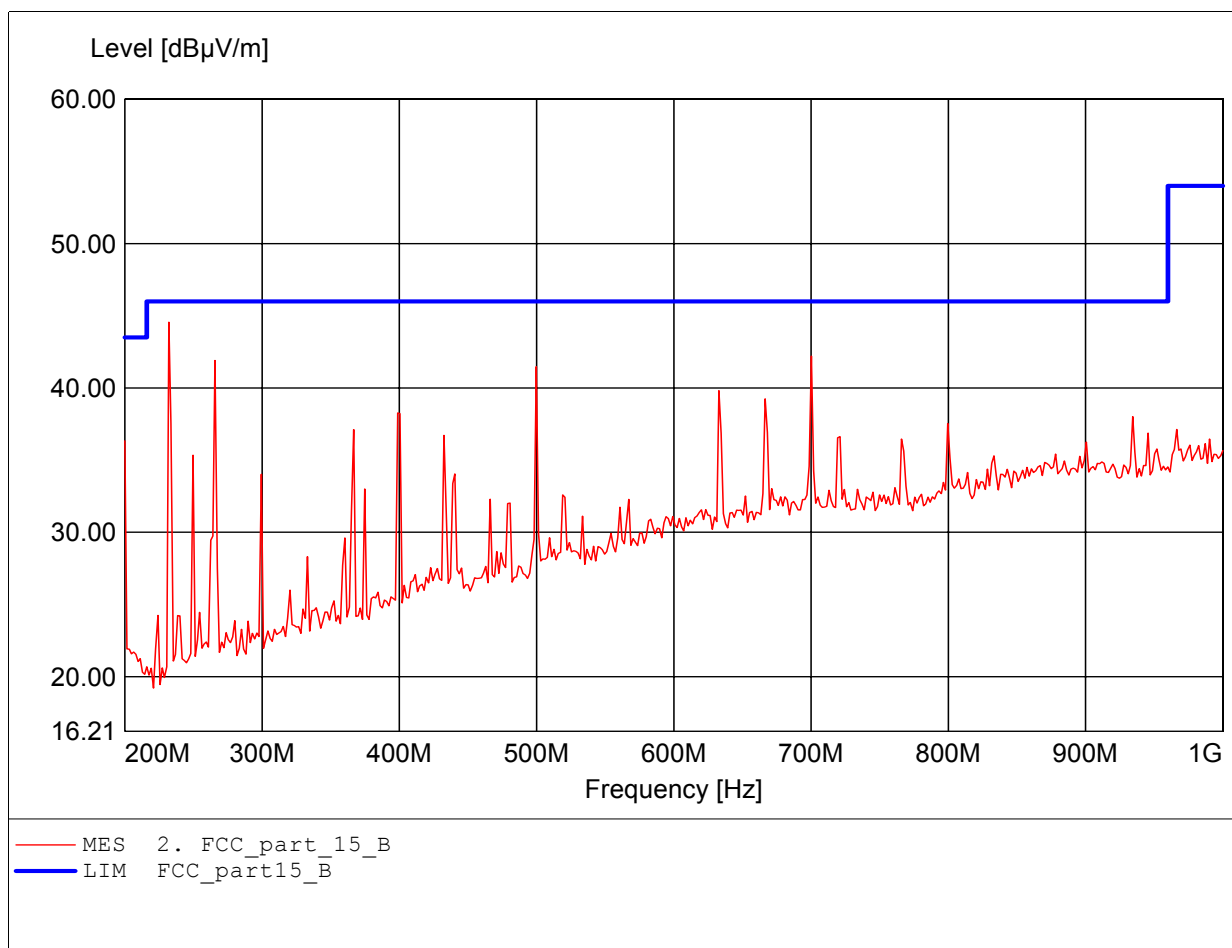
EUT: Enterprise Access Point 802.11b/g Dual-Radio  
MODEL NO.: 96-10 11G Channel 11 Antenna 2  
Approval Holder: Madge-Limited  
Test Site / Operator: ETS / Ken  
Temperature/Voltage: Temp.: 23°C/ Unom.: 120 VAC ( ac / dc Adapter )  
Test Specification: according to subpart B  
Comment 1: Dist.: 3m, Ant.: HL 223, ampl.  
Freq:232.064MHz Emax:44.53dBuV/m RBW: 100 kHz



**Field Strength under normal conditions**

**FCC RULES PART 15, SUBPART B**

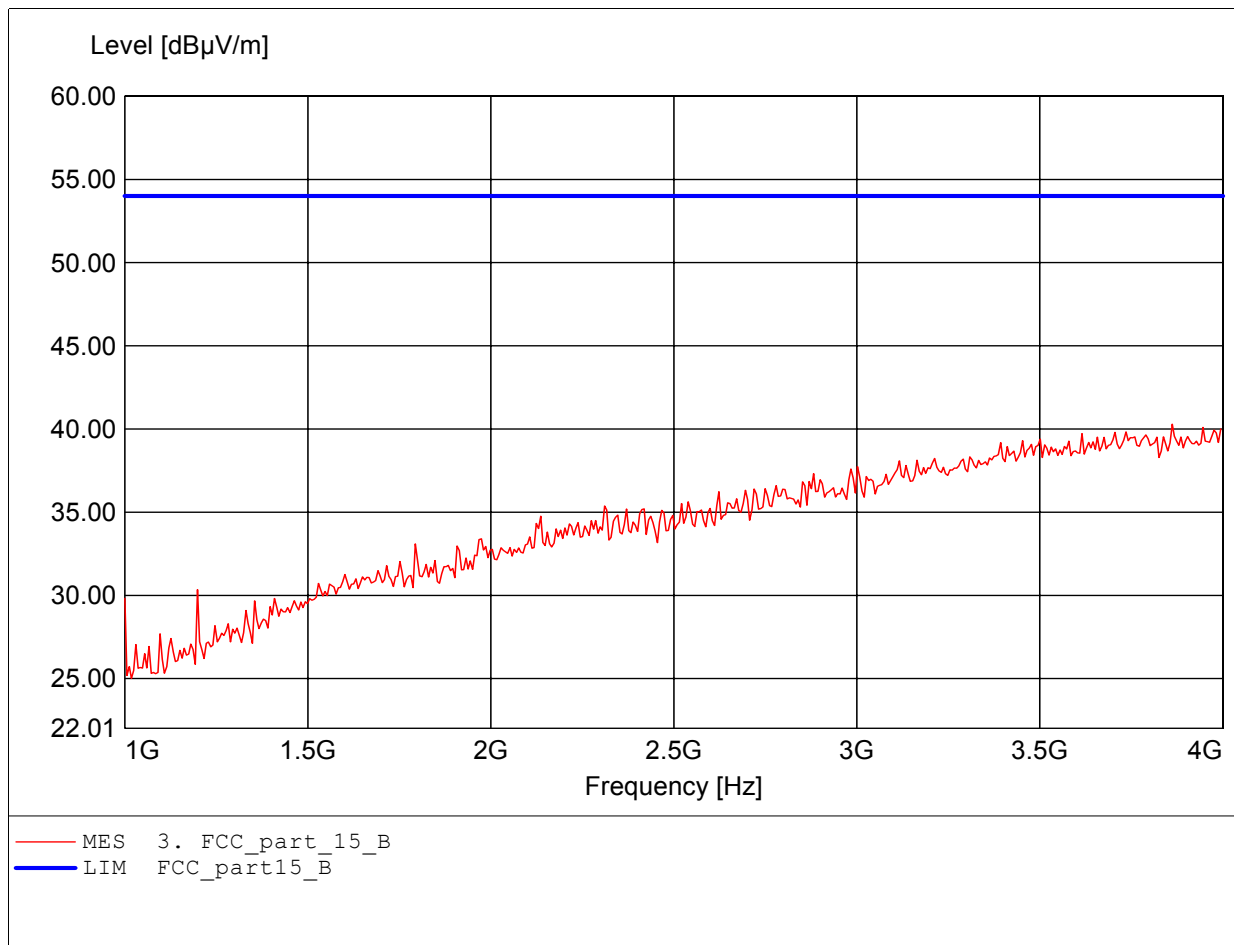
EUT: Enterprise Access Point 802.11b/g Dual-Radio  
MODEL NO.: 96-10 11G Channel 11 Antenna 2  
Approval Holder: Madge-Limited  
Test Site / Operator: ETS / Ken  
Temperature/Voltage: Temp.: 23°C/ Unom.: 120 VAC ( ac / dc Adapter )  
Test Specification: according to subpart B  
Comment 1: Dist.: 3m, Ant.: HL 223, ampl.  
Freq:232.064MHz Emax:44.56dBµV/m RBW: 100 kHz



**Field Strength under normal conditions**

**FCC RULES PART 15, SUBPART B**

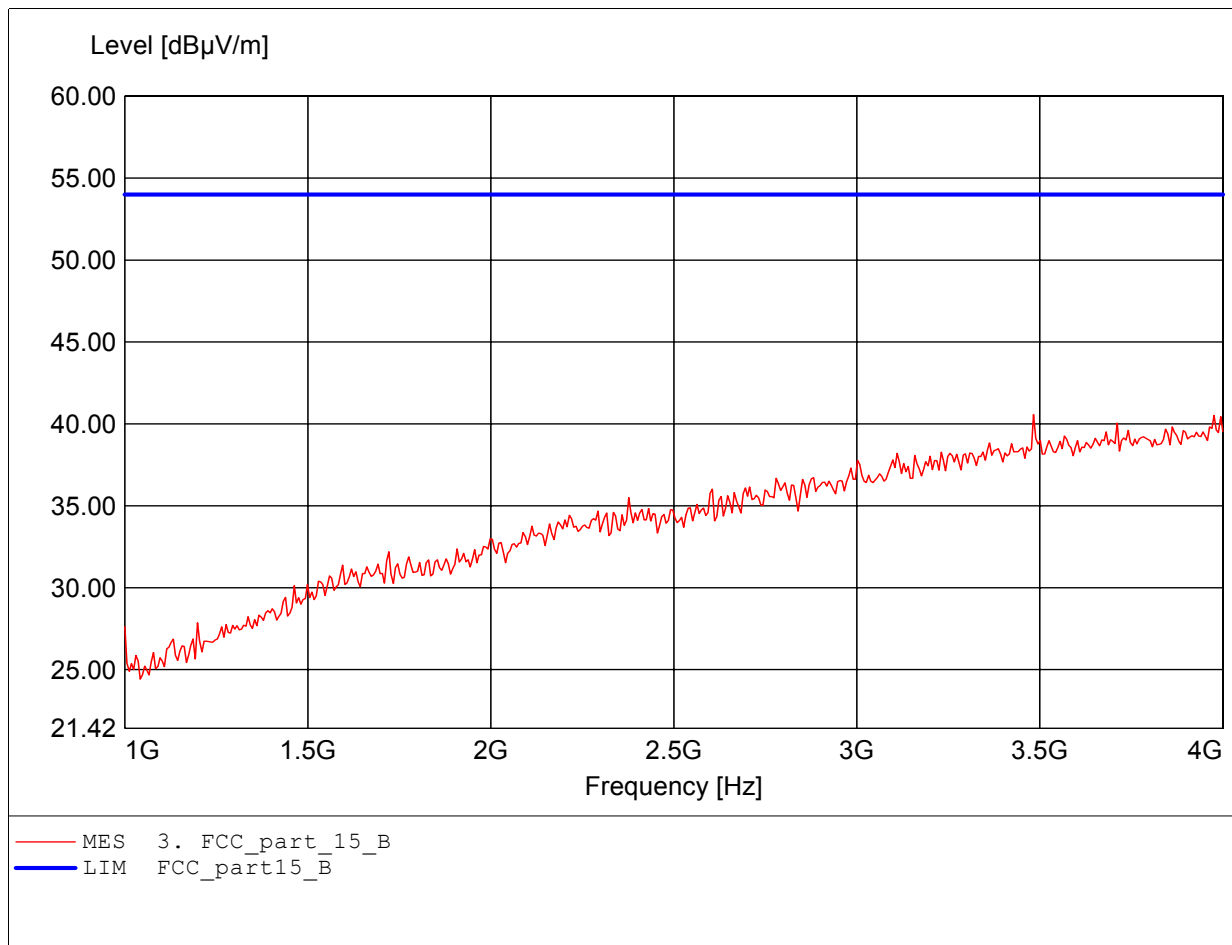
EUT: Enterprise Access Point 802.11b/g Dual-Radio  
MODEL NO.: 96-10 11G Channel 11 Antenna 2  
Approval Holder: Madge-Limited  
Test Site / Operator: ETS / Ken  
Temperature/Voltage: Temp.: 23°C/ Unom.: 120 VAC ( ac / dc Adapter )  
Test Specification: according to subpart B  
Comment 1: Dist.: 3m, Ant.: HL25, ampl.  
Freq:3.862GHz Emax:40.29dBµV/m RBW: 1 MHz



**Field Strength under normal conditions**

**FCC RULES PART 15, SUBPART B**

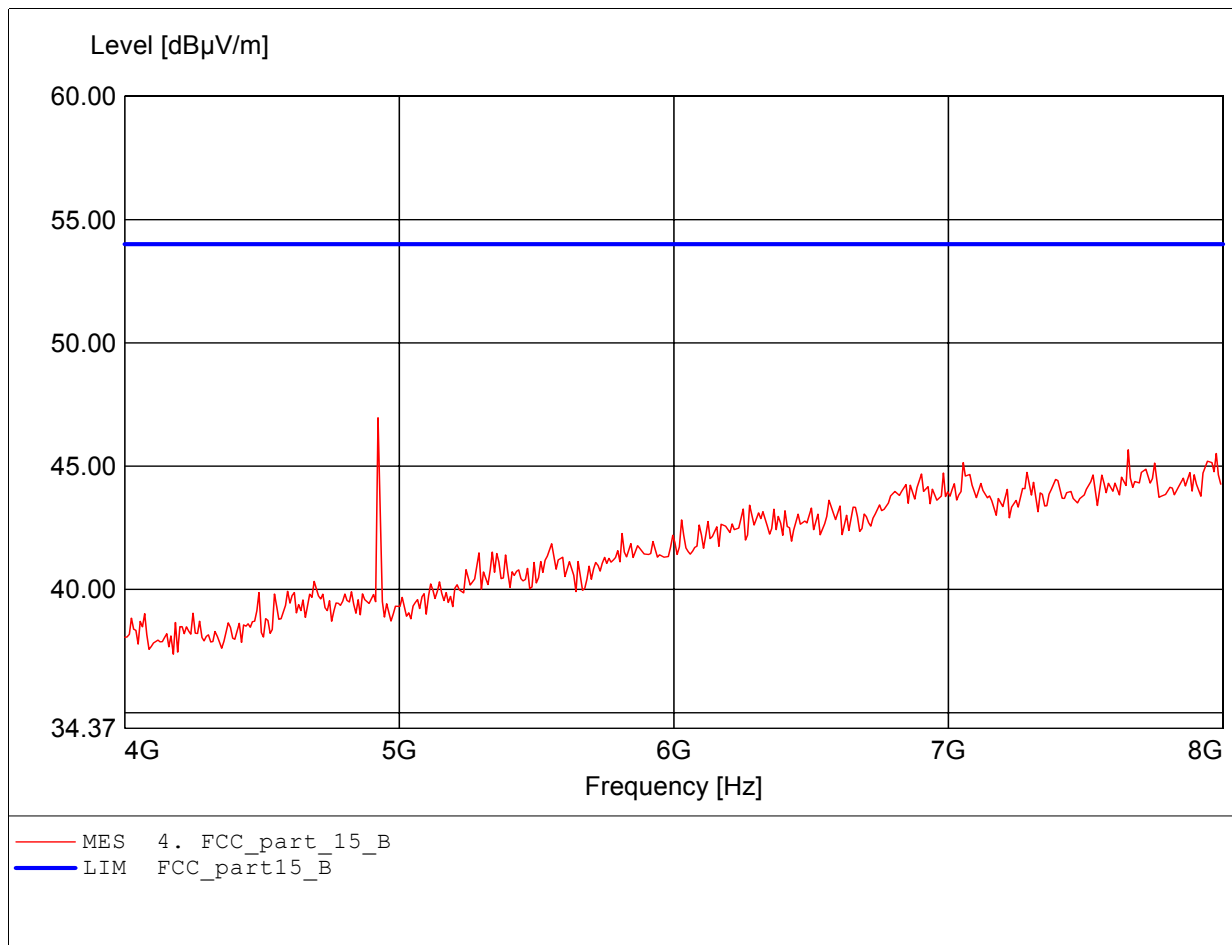
EUT: Enterprise Access Point 802.11b/g Dual-Radio  
MODEL NO.: 96-10 11G Channel 11 Antenna 2  
Approval Holder: Madge-Limited  
Test Site / Operator: ETS / Ken  
Temperature/Voltage: Temp.: 23°C/ Unom.: 120 VAC ( ac / dc Adapter )  
Test Specification: according to subpart B  
Comment 1: Dist.: 3m, Ant.: HL25, ampl.  
Freq:3.483GHz Emax:40.57dBµV/m RBW: 1 MHz



**Field Strength under normal conditions**

**FCC RULES PART 15, SUBPART B**

EUT: Enterprise Access Point 802.11b/g Dual-Radio  
MODEL NO.: 96-10 11G Channel 11 Antenna 2  
Approval Holder: Madge-Limited  
Test Site / Operator: ETS / Ken  
Temperature/Voltage: Temp.: 23°C/ Unom.: 120 VAC ( ac / dc Adapter )  
Test Specification: according to subpart B  
Comment 1: Dist.: 3m, Ant.: HL25, ampl.  
Freq:4.922GHz Emax:46.96dBμV/m RBW: 1 MHz

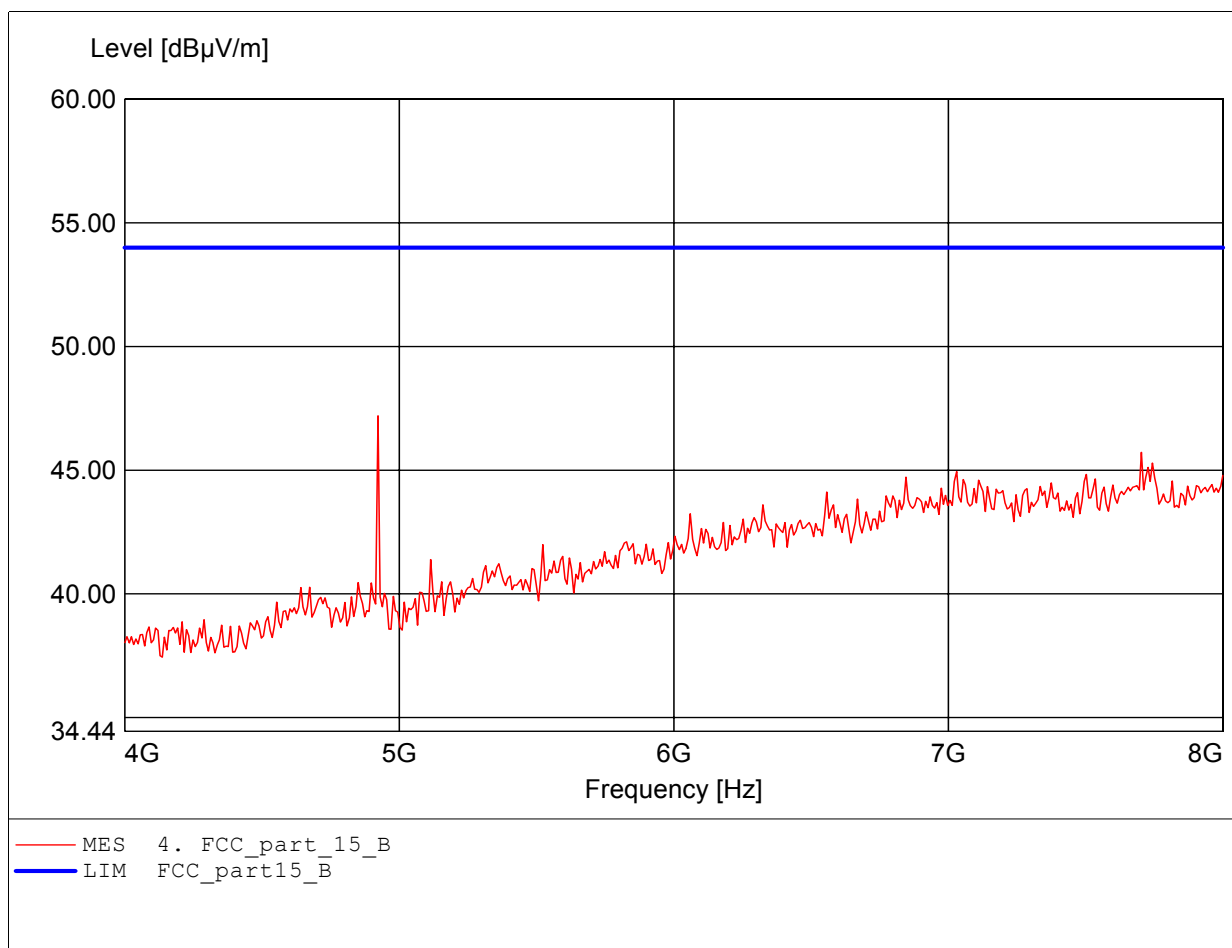




**Field Strength under normal conditions**

**FCC RULES PART 15, SUBPART B**

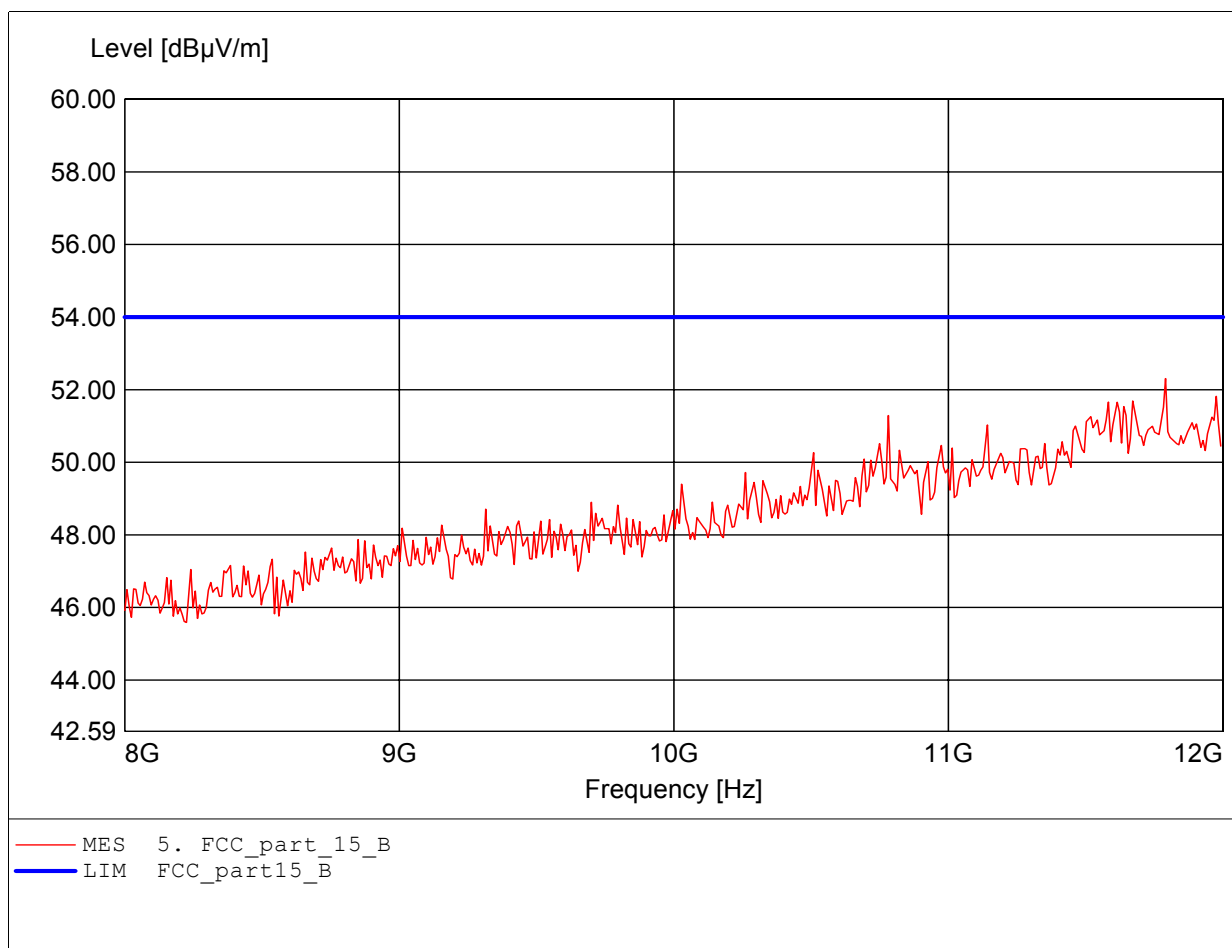
EUT: Enterprise Access Point 802.11b/g Dual-Radio  
MODEL NO.: 96-10 11G Channel 11 Antenna 2  
Approval Holder: Madge-Limited  
Test Site / Operator: ETS / Ken  
Temperature/Voltage: Temp.: 23°C/ Unom.: 120 VAC ( ac / dc Adapter )  
Test Specification: according to subpart B  
Comment 1: Dist.: 3m, Ant.: HL25, ampl.  
Freq:4.922GHz Emax:47.19dBµV/m RBW: 1 MHz



**Field Strength under normal conditions**

**FCC RULES PART 15, SUBPART B**

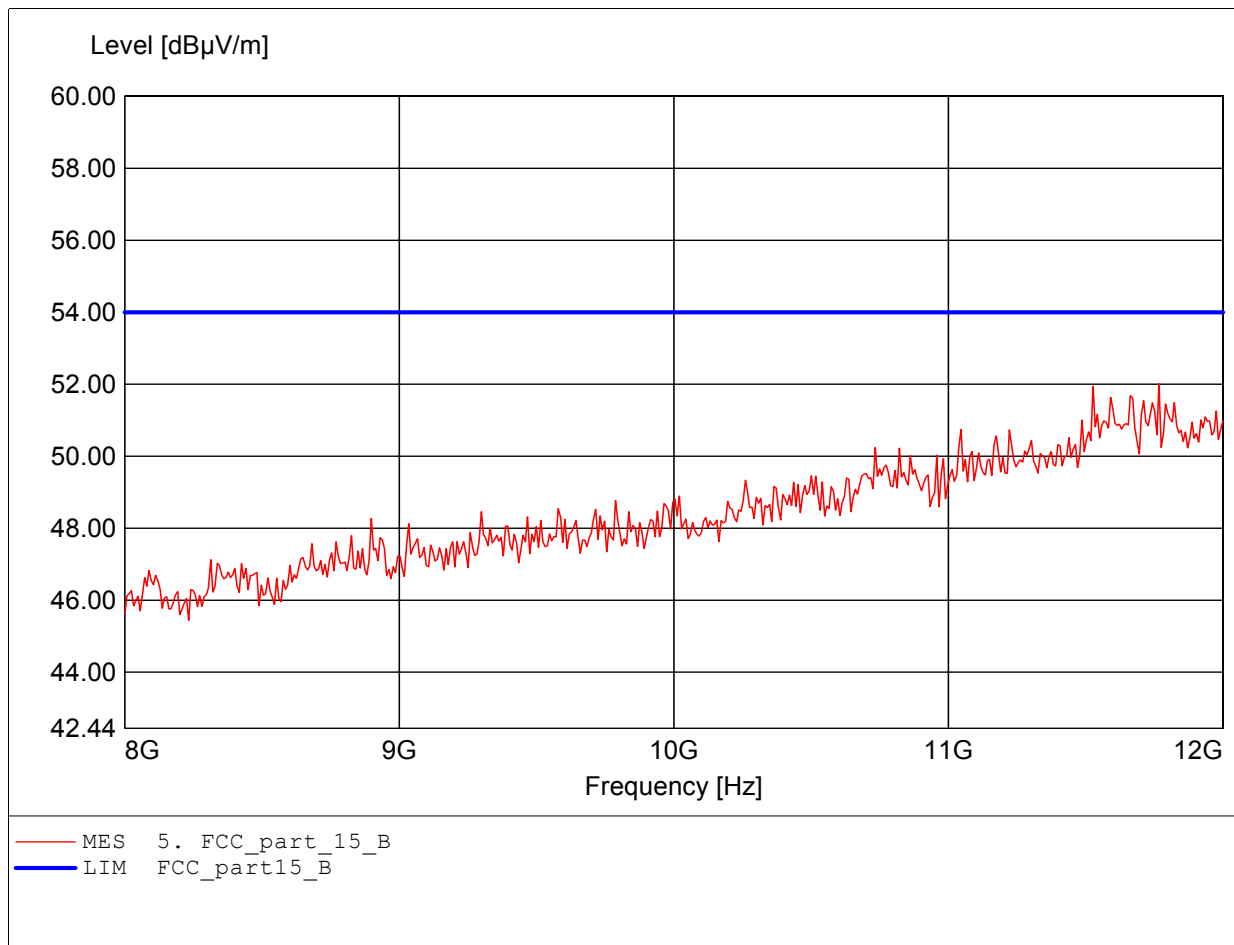
EUT: Enterprise Access Point 802.11b/g Dual-Radio  
MODEL NO.: 96-10 11G Channel 11 Antenna 2  
Approval Holder: Madge-Limited  
Test Site / Operator: ETS / Ken  
Temperature/Voltage: Temp.: 23°C/ Unom.: 120 VAC ( ac / dc Adapter )  
Test Specification: according to subpart B  
Comment 1: Dist.: 3m, Ant.: HL25, ampl.  
Freq:11.792GHz Emax:52.31dBµV/m RBW: 1 MHz



**Field Strength under normal conditions**

**FCC RULES PART 15, SUBPART B**

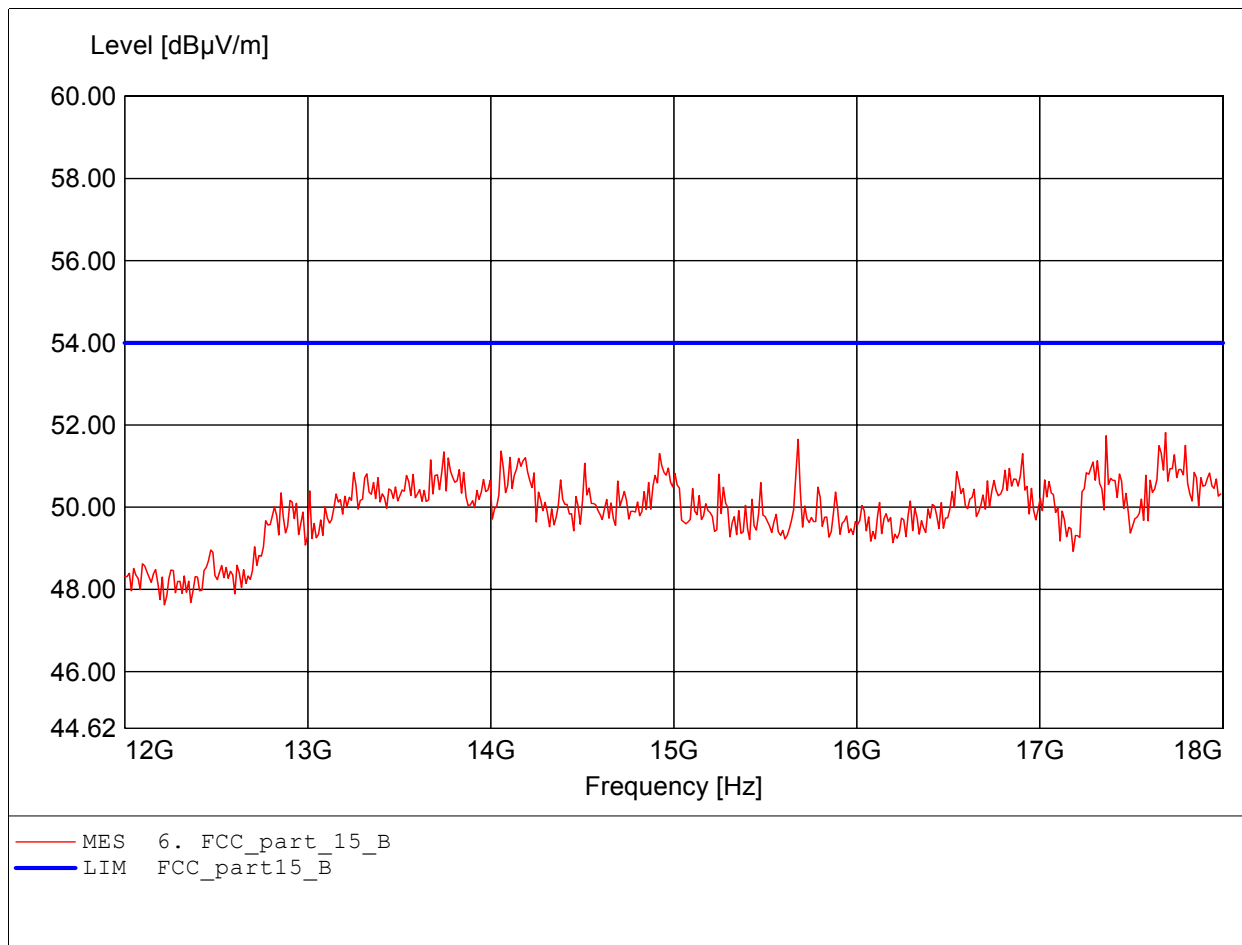
EUT: Enterprise Access Point 802.11b/g Dual-Radio  
MODEL NO.: 96-10 11G Channel 11 Antenna 2  
Approval Holder: Madge-Limited  
Test Site / Operator: ETS / Ken  
Temperature/Voltage: Temp.: 23°C/ Unom.: 120 VAC ( ac / dc Adapter )  
Test Specification: according to subpart B  
Comment 1: Dist.: 3m, Ant.: HL25, ampl.  
Freq:11.768GHz Emax:52.02dBµV/m RBW: 1 MHz



**Field Strength under normal conditions**

**FCC RULES PART 15, SUBPART B**

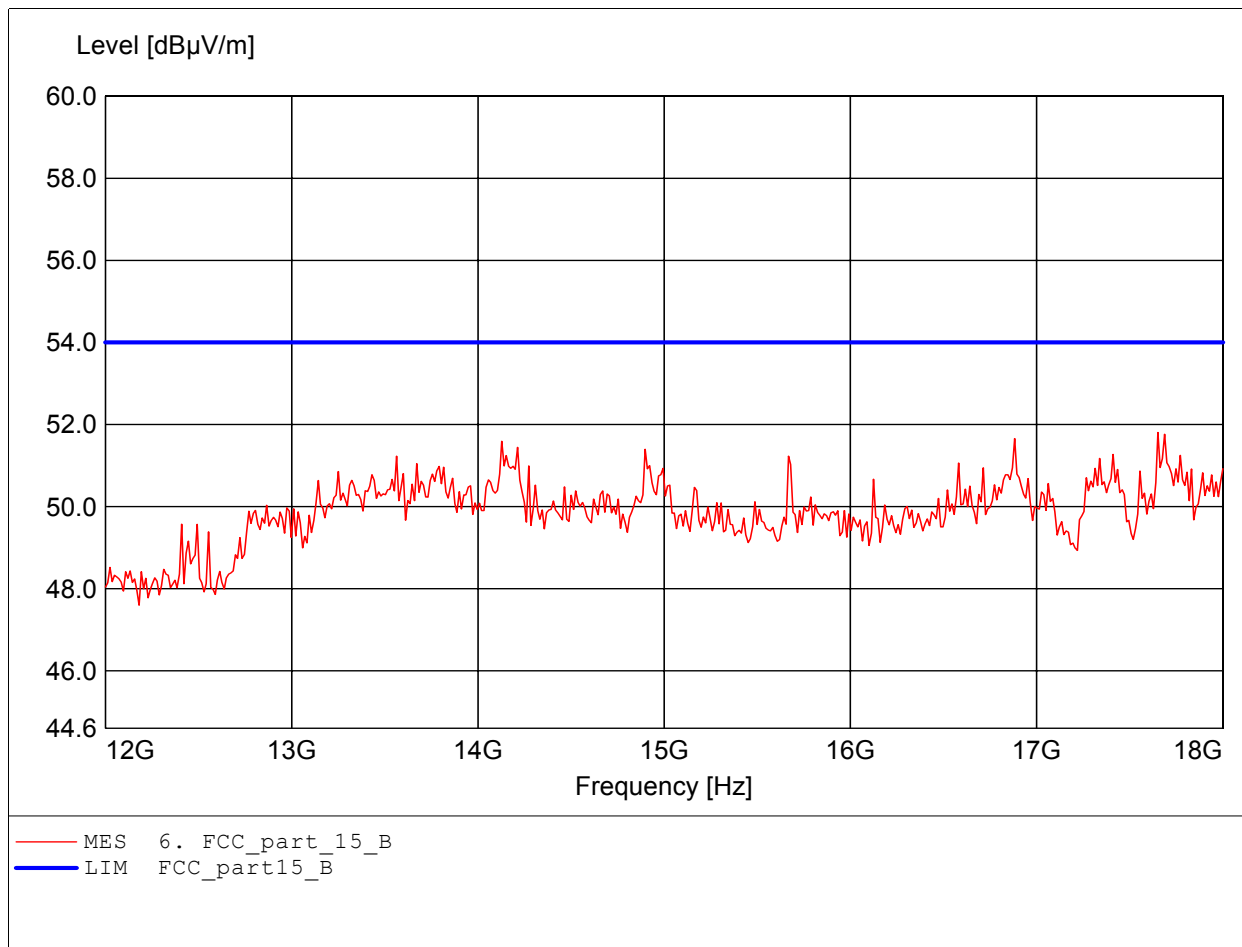
EUT: Enterprise Access Point 802.11b/g Dual-Radio  
MODEL NO.: 96-10 11G Channel 11 Antenna 2  
Approval Holder: Madge-Limited  
Test Site / Operator: ETS / Ken  
Temperature/Voltage: Temp.: 23°C/ Unom.: 120 VAC ( ac / dc Adapter )  
Test Specification: according to subpart B  
Comment 1: Dist.: 3m, Ant.: HL25, ampl.  
Freq:17.687GHz Emax:51.82dBµV/m RBW: 1 MHz



**Field Strength under normal conditions**

**FCC RULES PART 15, SUBPART B**

EUT: Enterprise Access Point 802.11b/g Dual-Radio  
MODEL NO.: 96-10 11G Channel 11 Antenna 2  
Approval Holder: Madge-Limited  
Test Site / Operator: ETS / Ken  
Temperature/Voltage: Temp.: 23°C/ Unom.: 120 VAC ( ac / dc Adapter )  
Test Specification: according to subpart B  
Comment 1: Dist.: 3m, Ant.: HL25, ampl.  
Freq:17.651GHz Emax:51.80dBµV/m RBW: 1 MHz





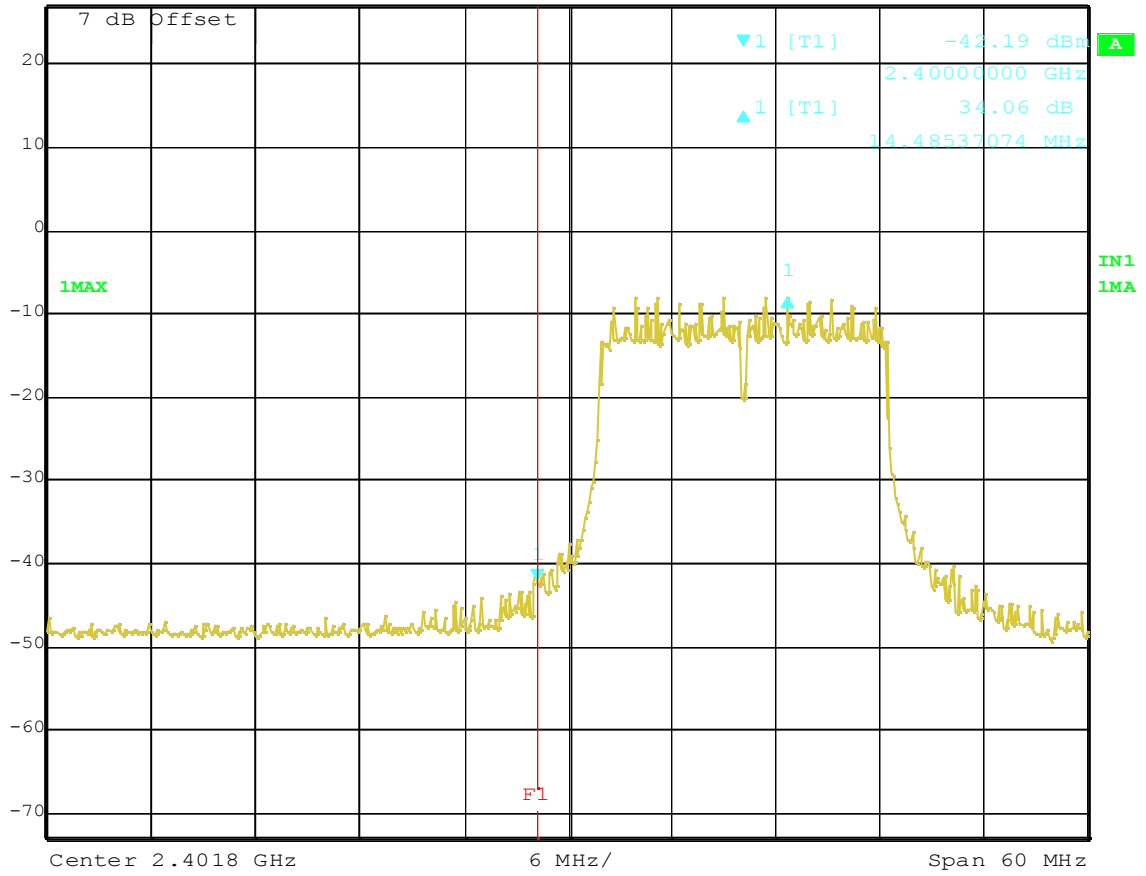
Registration number: W6M20411-5506-C-2  
FCC ID: NKH9610

## Appendix D

### Band Edge Measurement



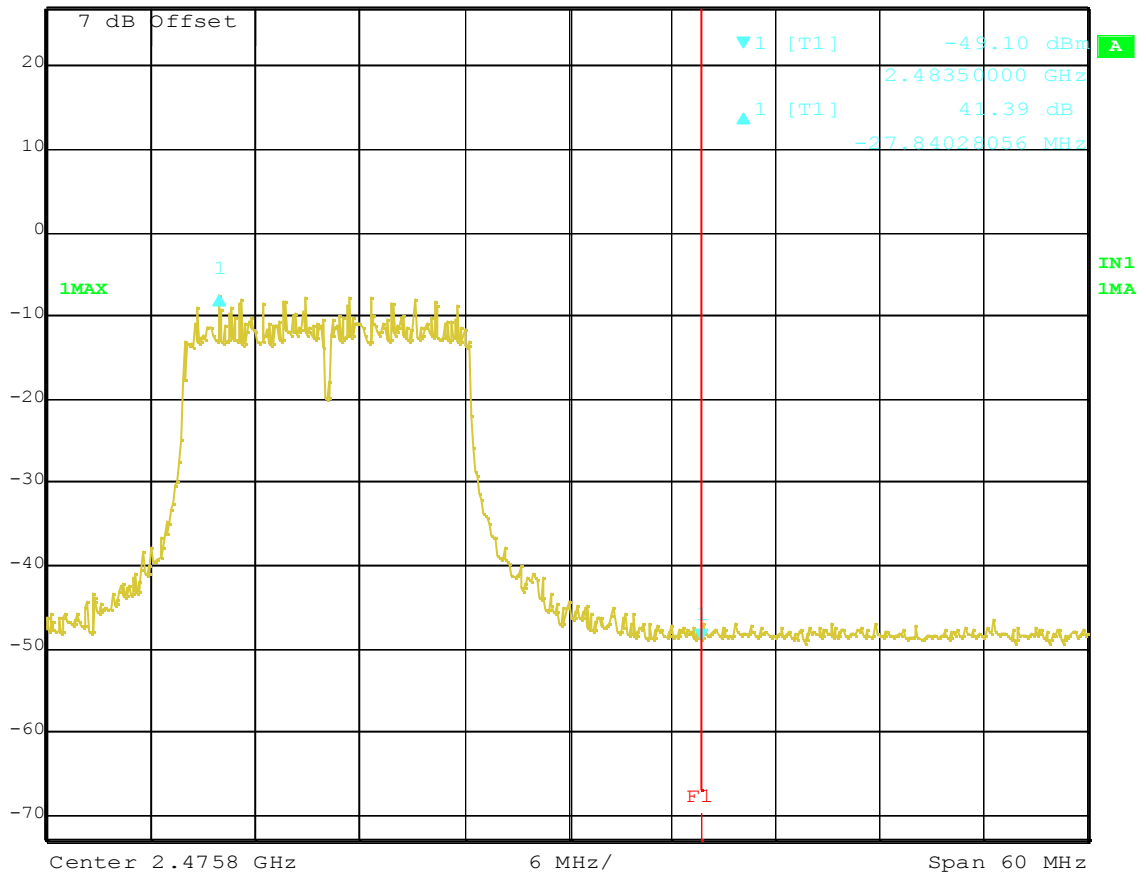
|         |                 |     |         |        |       |
|---------|-----------------|-----|---------|--------|-------|
|         | Delta 1 [T1]    | RBW | 100 kHz | RF Att | 30 dB |
| Ref Lvl | 34.06 dB        | VBW | 100 kHz |        |       |
| 27 dBm  | 14.48537074 MHz | SWT | 500 ms  | Unit   | dBm   |



Title: 11G CH1 BANDEGE  
 Comment A: Madge-Limited  
 Date: 11.NOV.2004 13:05:17



Delta 1 [T1] RBW 100 kHz RF Att 30 dB  
Ref Lvl 41.39 dB VBW 100 kHz  
27 dBm -27.84028056 MHz SWT 500 ms Unit dBm



Title: 11G CH11 BANDEDGE  
Comment A: Madge-Limited  
Date: 11.NOV.2004 13:03:50





Registration number: W6M20411-5506-C-2

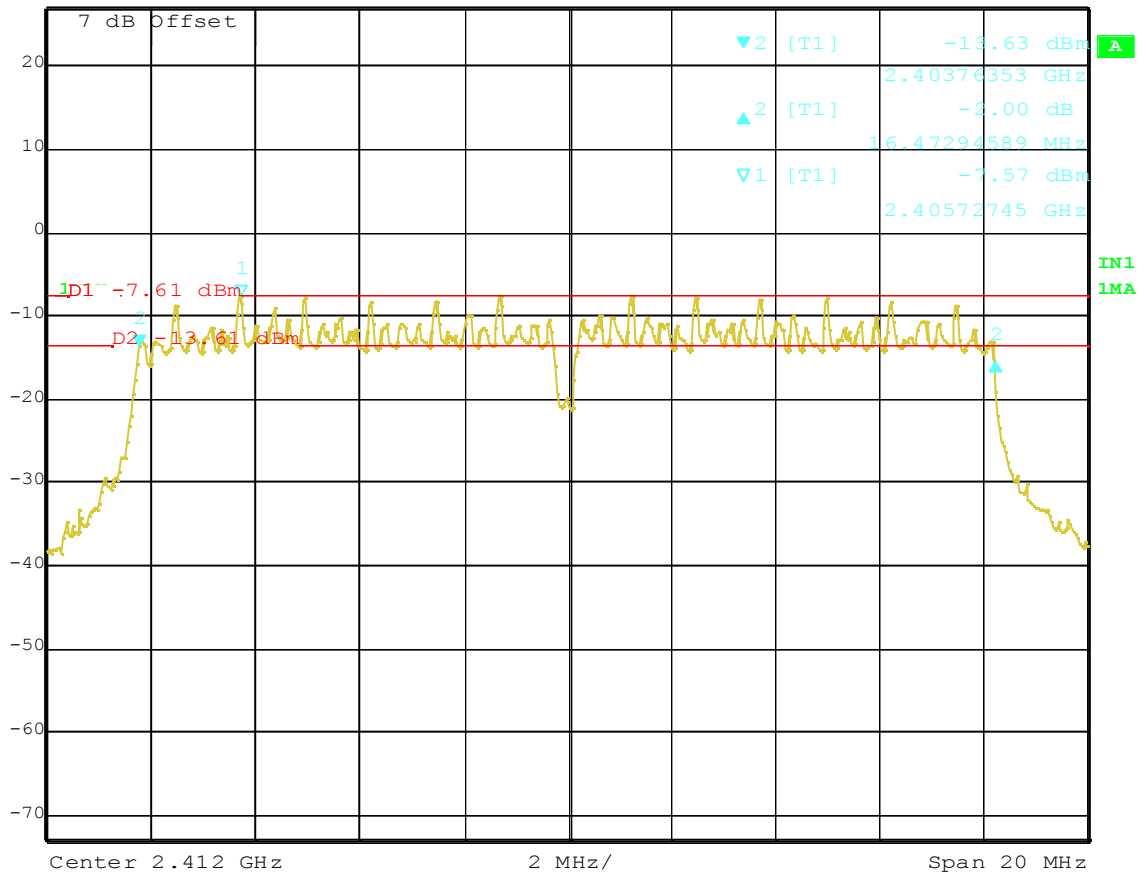
FCC ID: NKH9610

## Appendix E

Minimum 6dB Bandwidth, Minimum 20dB Bandwidth



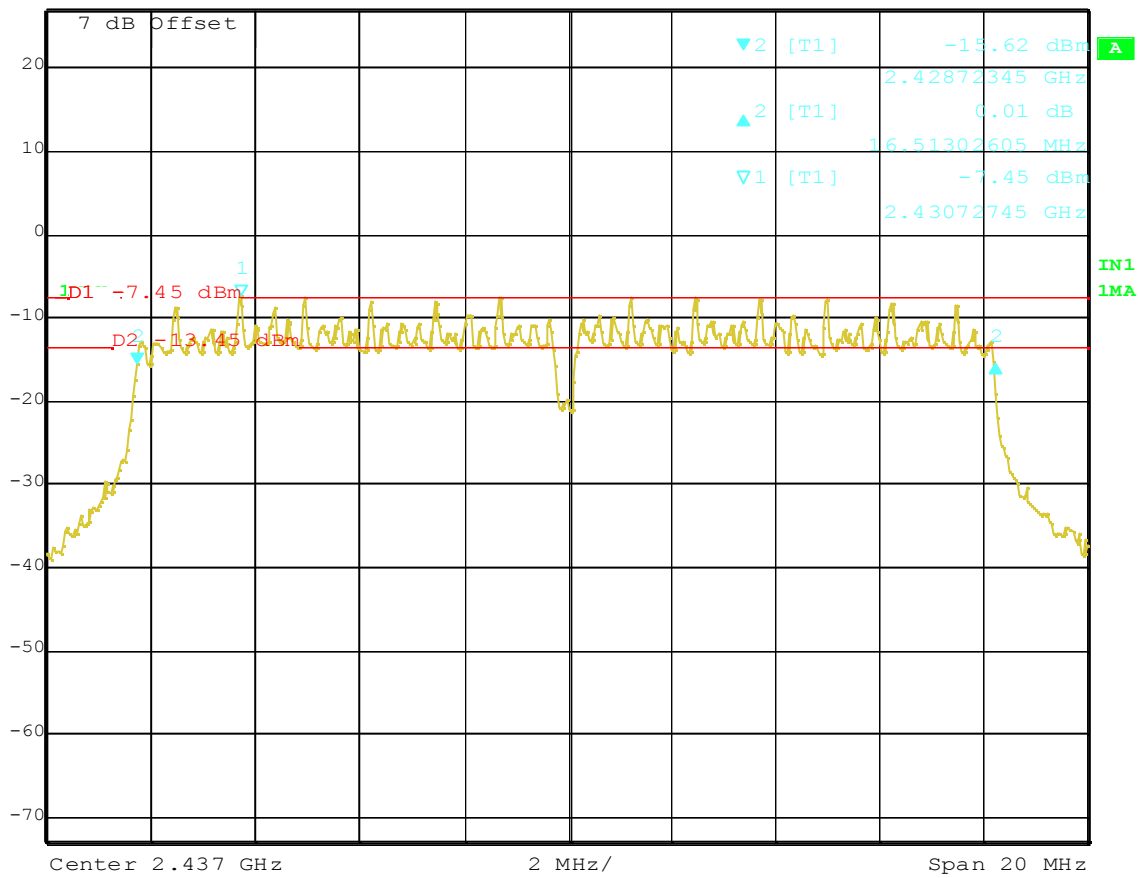
|         |                 |     |         |        |       |
|---------|-----------------|-----|---------|--------|-------|
|         | Delta 2 [T1]    | RBW | 100 kHz | RF Att | 30 dB |
| Ref Lvl | -2.00 dB        | VBW | 500 kHz |        |       |
| 27 dBm  | 16.47294589 MHz | SWT | 500 ms  | Unit   | dBm   |



Title: 11G CH1 6dB BANDWIDTH  
 Comment A: Madge-Limited  
 Date: 11.NOV.2004 13:14:39



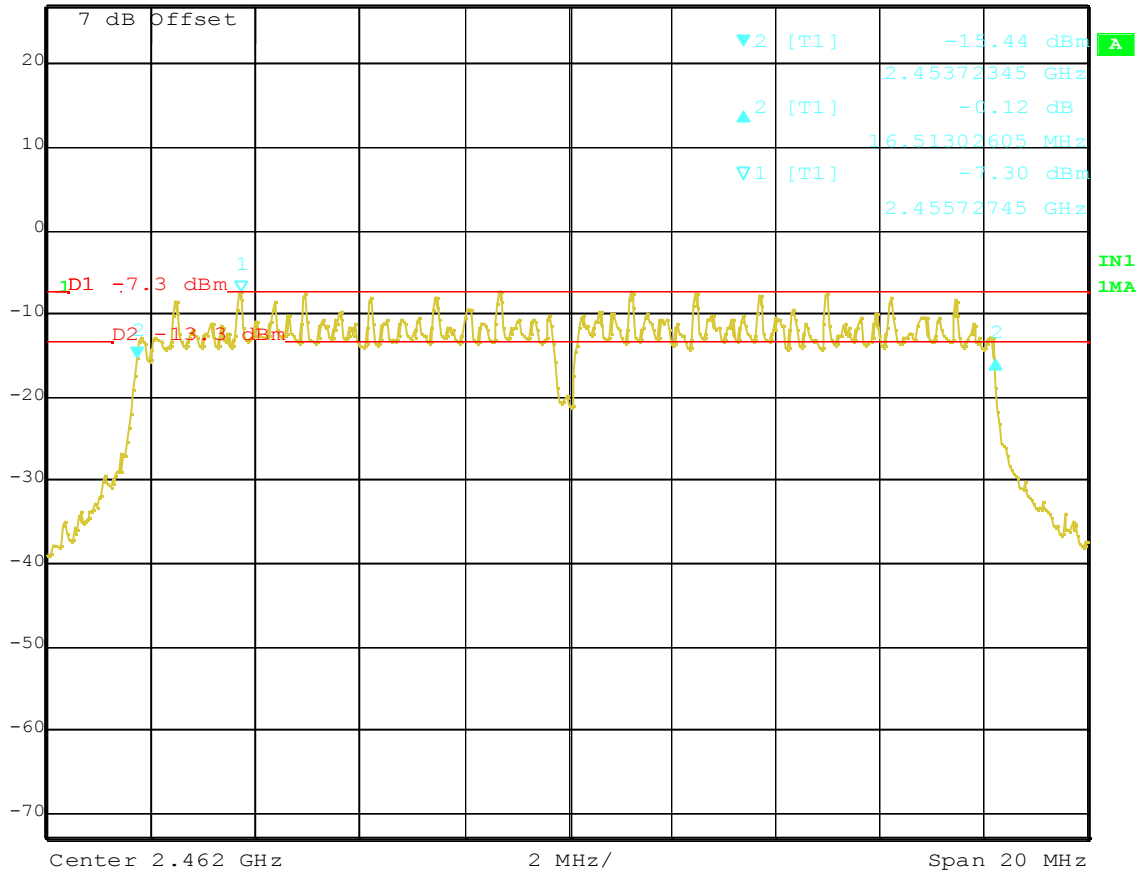
Delta 2 [T1]      RBW 100 kHz      RF Att 30 dB  
 Ref Lvl 0.01 dB      VBW 500 kHz  
 27 dBm      16.51302605 MHz      SWT 500 ms      Unit dBm



Title: 11G CH6 6dB BANDWIDTH  
 Comment A: Madge-Limited  
 Date: 11.NOV.2004 13:19:07



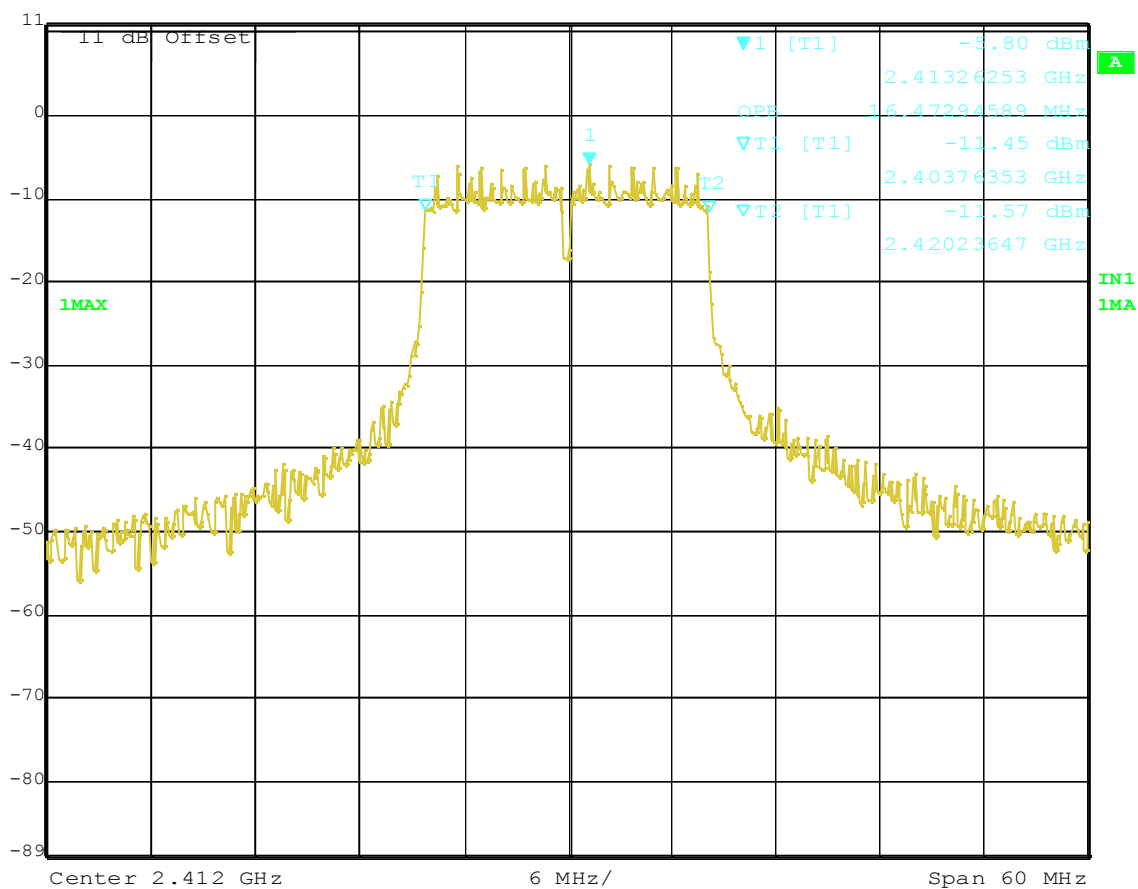
Delta 2 [T1] RBW 100 kHz RF Att 30 dB  
Ref Lvl -0.12 dB VBW 500 kHz  
27 dBm 16.51302605 MHz SWT 500 ms Unit dBm



Title: 11G CH11 6dB BANDWIDTH  
Comment A: Madge-Limited  
Date: 11.NOV.2004 13:21:03



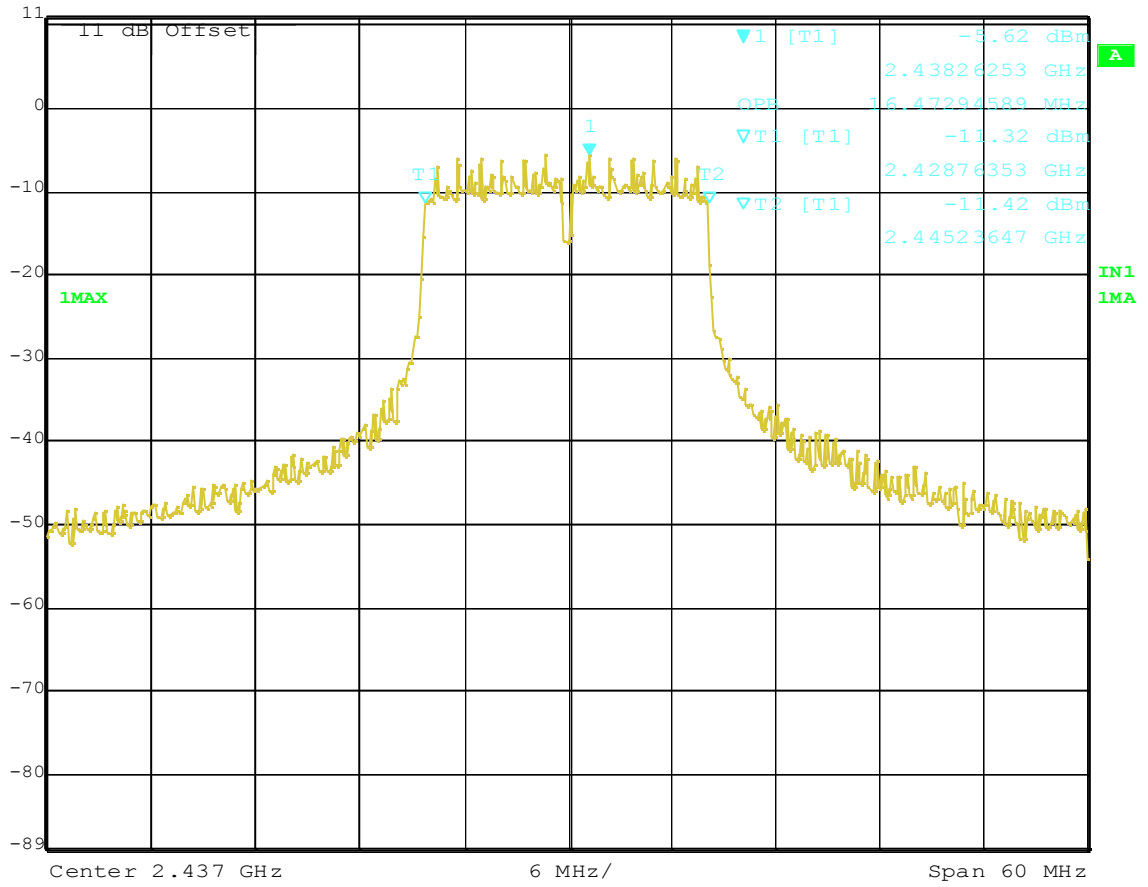
Marker 1 [T1] RBW 100 kHz RF Att 10 dB  
Ref Lvl -5.80 dBm VBW 300 kHz  
11 dBm 2.41326253 GHz SWT 300 ms Unit dBm



Title: 11G CH1 OCCUPIED BANDWIDTH  
Comment A: Madge-Limited  
Date: 19.NOV.2004 09:43:44



Marker 1 [T1] RBW 100 kHz RF Att 10 dB  
Ref Lvl -5.62 dBm VBW 300 kHz  
11 dBm 2.43826253 GHz SWT 300 ms Unit dBm



Title: 11G CH6 OCCUPIED BANDWIDTH  
Comment A: Madge-Limited  
Date: 19.NOV.2004 09:47:11



Marker 1 [T1]

RBW 100 kHz RF Att 10 dB

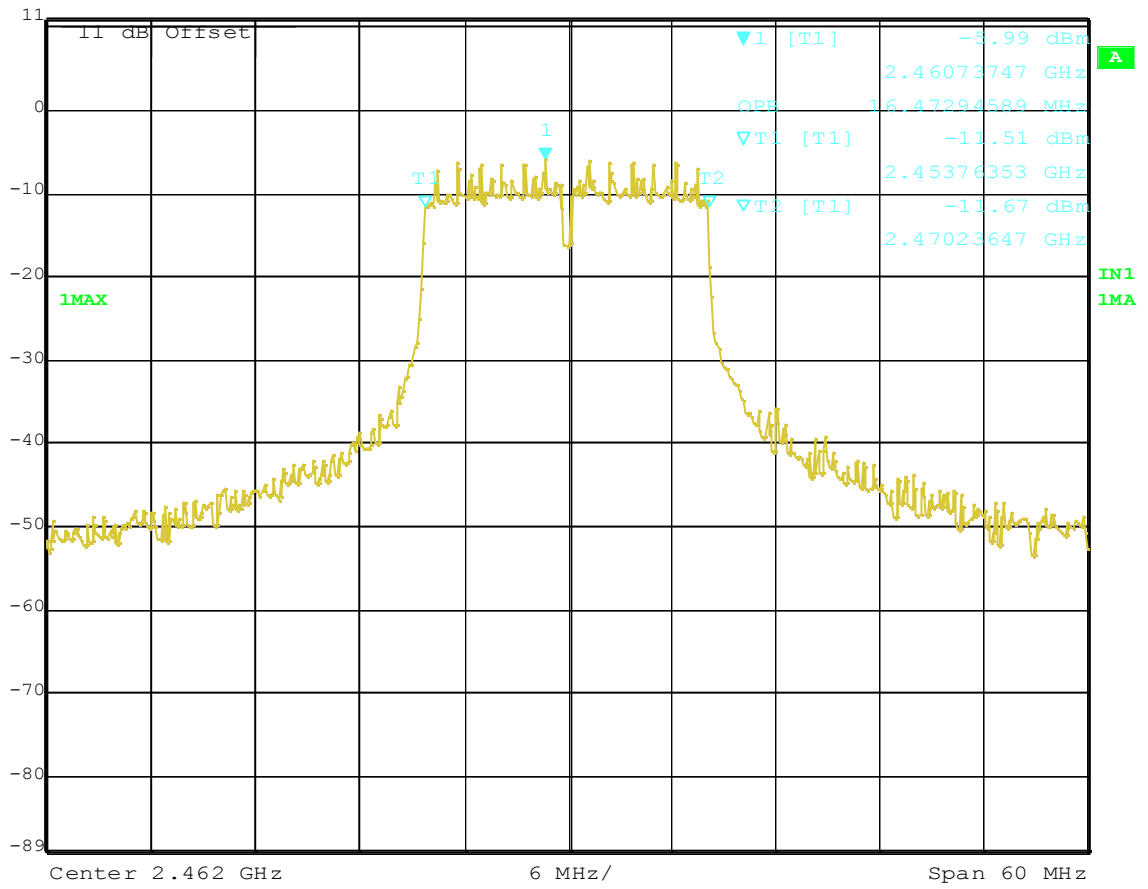
Ref Lvl -5.99 dBm

VBW 300 kHz

11 dBm 2.46073747 GHz

SWT 300 ms

Unit dBm



Title: 11G CH11 OCCUPIED BANDWIDTH  
 Comment A: Madge-Limited  
 Date: 19.NOV.2004 09:51:09



Registration number: W6M20411-5506-C-2  
FCC ID: NKH9610

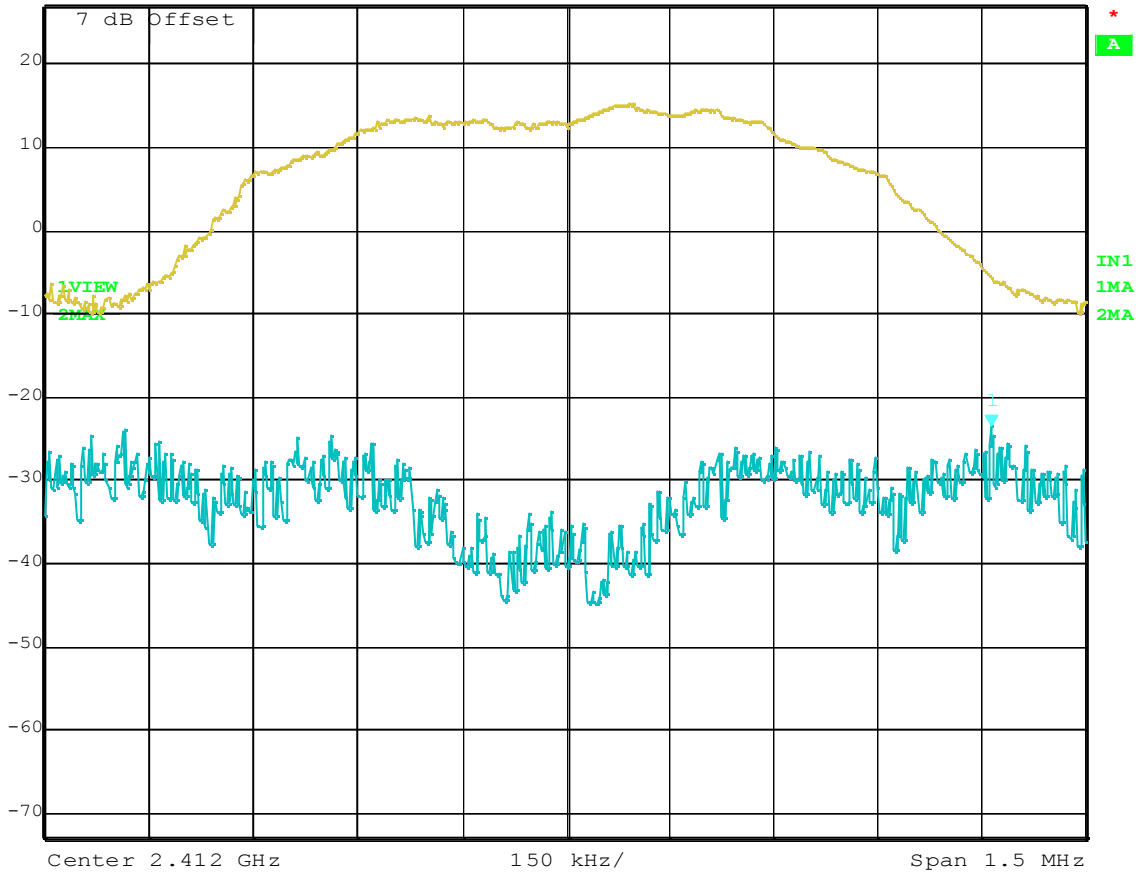
## Appendix F

### Peak Power Spectral Density





Marker 1 [T2] RBW 3 kHz RF Att 30 dB  
Ref Lvl -23.66 dBm VBW 100 kHz  
27 dBm 2.41261473 GHz SWT 500 s Unit dBm



Title: 11G CH1 POWER DENSITY  
Comment A: Madge-Limited  
Date: 11.NOV.2004 12:36:21



Marker 1 [T2]

RBW 3 kHz RF Att 30 dB

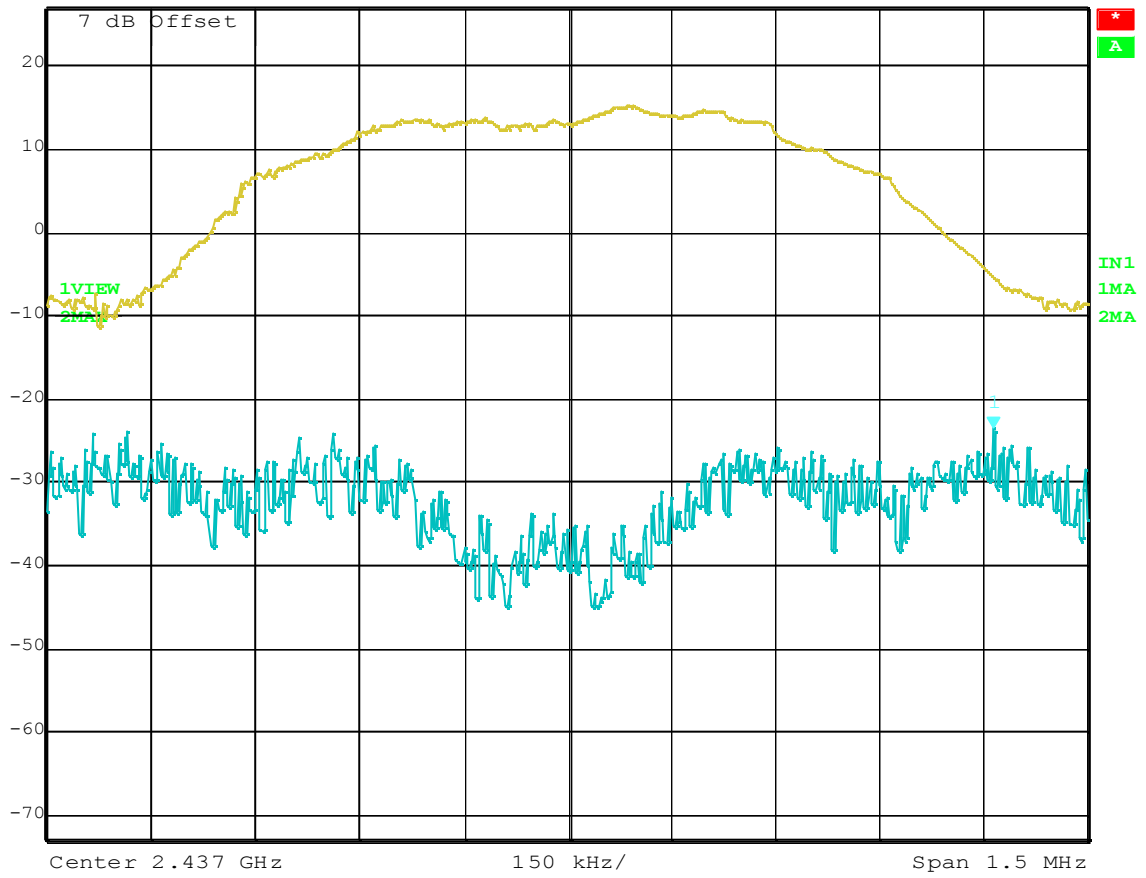
Ref Lvl -23.66 dBm

VBW 100 kHz

27 dBm 2.43761473 GHz

SWT 500 s

Unit dBm



Title: 11G CH6 POWER DENSITY  
Comment A: Madge-Limited  
Date: 11.NOV.2004 12:50:02



Marker 1 [T2]

RBW 3 kHz RF Att 30 dB

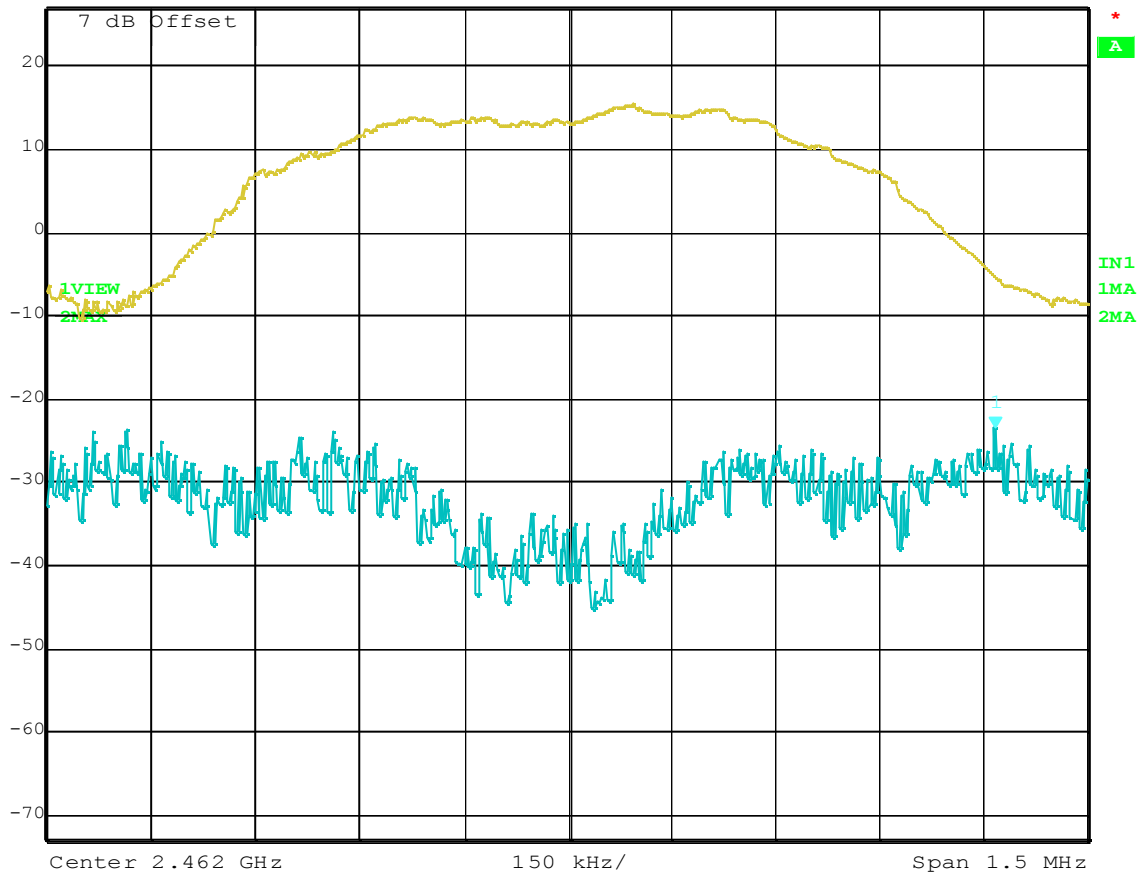
Ref Lvl -23.54 dBm

VBW 100 kHz

27 dBm 2.46261774 GHz

SWT 500 s

Unit dBm



Title: 11G CH11 POWER DENSITY  
Comment A: Madge-Limited  
Date: 11.NOV.2004 12:54:20



Registration number: W6M20411-5506-C-2  
FCC ID: NKH9610

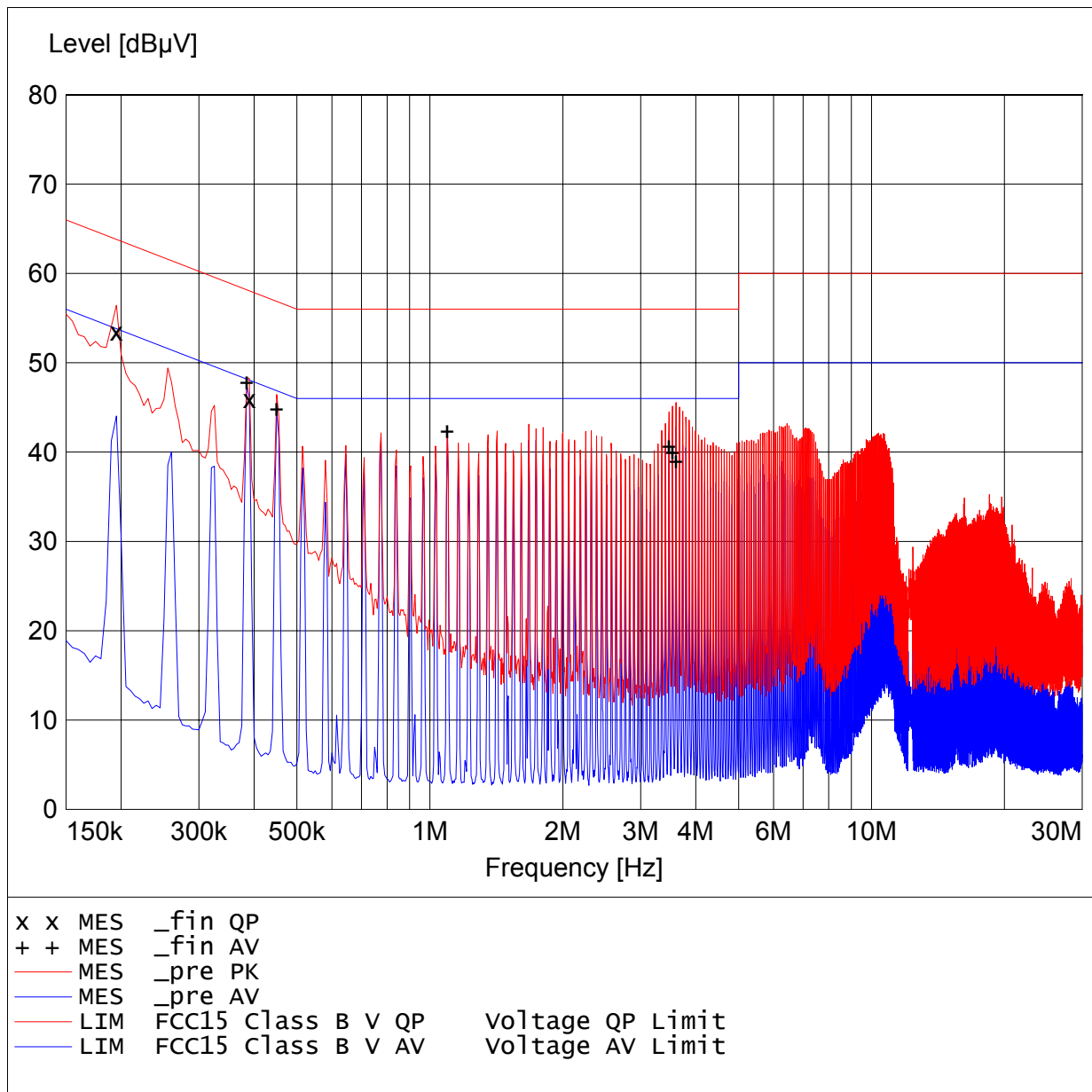
## Appendix G

### Power Line Conducted Emission

**EMI voltage test in the ac-mains according to FCC Part 15**

**Class B**

EUT: Enterprise Access Point 802.11b/g Dual-Radio  
 Manufacturer: Madge-Limited  
 Operating Condition: Unom: 120VAC (ac/dc adaptor), Tnom: 23°C  
 Test Site: ETS  
 Operator: Ken  
 Test Specification: V-network: ESH3-Z5 N  
 Comment: model: 96-10 mode : active



**EMI voltage test in the ac-mains according to FCC Part 15**

**Class B**

EUT: Enterprise Access Point 802.11b/g Dual-Radio  
Manufacturer: Madge-Limited  
Operating Condition: Unom: 120VAC (ac/dc adaptor), Tnom: 23°C  
Test Site: ETS  
Operator: Ken  
Test Specification: V-network: ESH3-Z5 N  
Comment: model: 96-10 mode : active

**MEASUREMENT RESULT: "\_fin AV"**

| Frequency<br>MHz | Level<br>dBµV | Transd<br>dB | Limit<br>dBµV | Margin<br>dB | Line | PE  |
|------------------|---------------|--------------|---------------|--------------|------|-----|
| 0.385000         | 47.70         | 10.0         | 48            | 0.5          | ---  | --- |
| 0.450000         | 44.70         | 10.0         | 47            | 2.2          | ---  | --- |
| 1.095000         | 42.30         | 10.0         | 46            | 3.7          | ---  | --- |
| 3.480000         | 40.60         | 10.0         | 46            | 5.4          | ---  | --- |
| 3.545000         | 39.90         | 10.0         | 46            | 6.1          | ---  | --- |
| 3.610000         | 38.90         | 10.0         | 46            | 7.1          | ---  | --- |

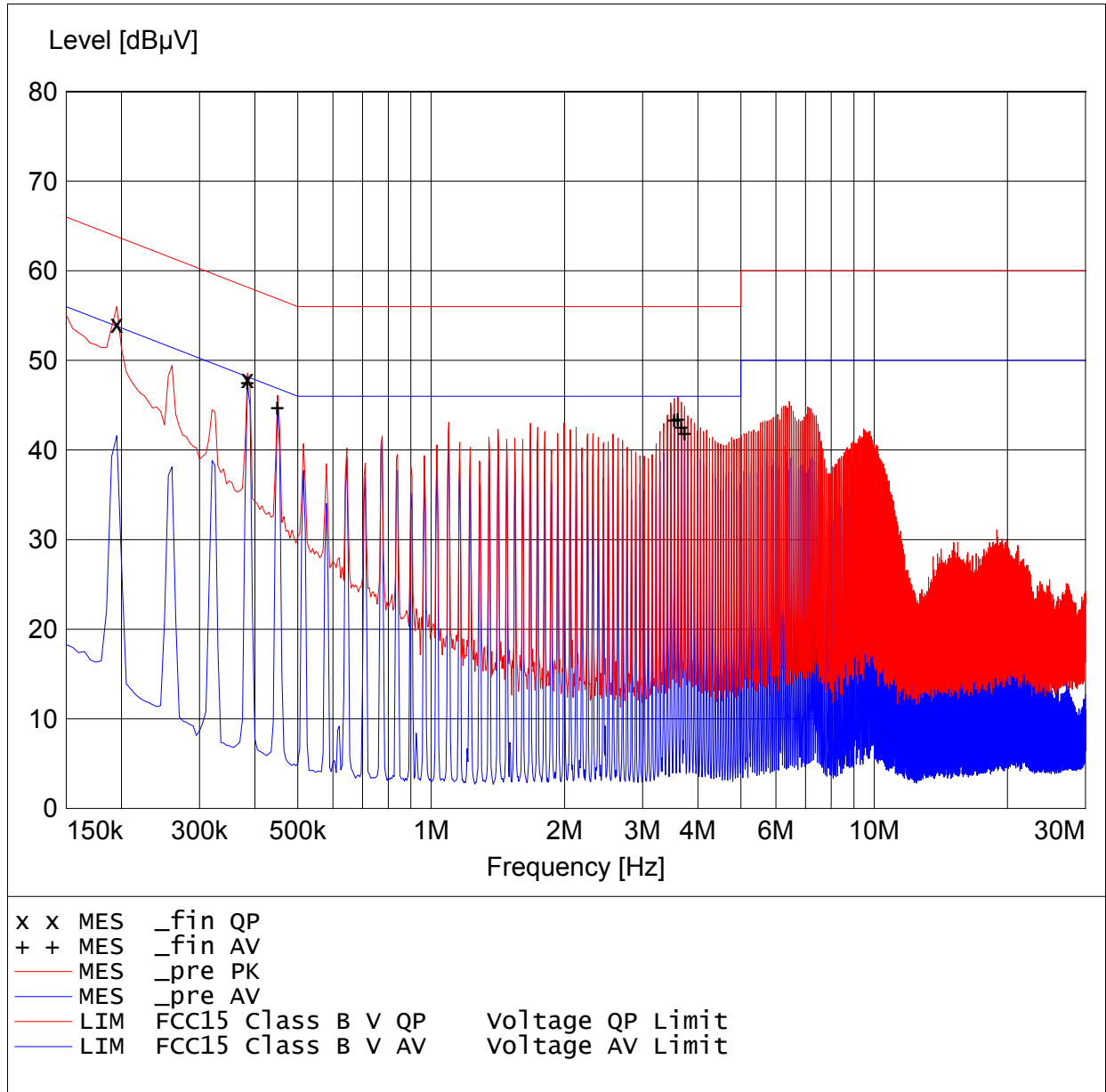
**MEASUREMENT RESULT: "\_fin QP"**

| Frequency<br>MHz | Level<br>dBµV | Transd<br>dB | Limit<br>dBµV | Margin<br>dB | Line | PE  |
|------------------|---------------|--------------|---------------|--------------|------|-----|
| 0.195000         | 53.50         | 10.0         | 64            | 10.3         | ---  | --- |
| 0.390000         | 45.90         | 10.0         | 58            | 12.2         | ---  | --- |

**EMI voltage test in the ac-mains according to FCC Part 15**

**Class B**

EUT: Enterprise Access Point 802.11b/g Dual-Radio  
 Manufacturer: Madge-Limited  
 Operating Condition: Unom: 120VAC (ac/dc adaptor), Tnom: 23°C  
 Test Site: ETS  
 Operator: Ken  
 Test Specification: V-network: ESH3-Z5 L1  
 Comment: model: 96-10 mode : active



**EMI voltage test in the ac-mains according to FCC Part 15**

**Class B**

EUT: Enterprise Access Point 802.11b/g Dual-Radio  
Manufacturer: Madge-Limited  
Operating Condition: Unom: 120VAC (ac/dc adaptor), Tnom: 23°C  
Test Site: ETS  
Operator: Ken  
Test Specification: V-network: ESH3-Z5 L1  
Comment: model: 96-10 mode : active

**MEASUREMENT RESULT: "\_fin AV"**

| Frequency<br>MHz | Level<br>dBµV | Transd<br>dB | Limit<br>dBµV | Margin<br>dB | Line | PE  |
|------------------|---------------|--------------|---------------|--------------|------|-----|
| 0.385000         | 47.40         | 10.0         | 48            | 0.8          | ---  | --- |
| 0.450000         | 44.60         | 10.0         | 47            | 2.2          | ---  | --- |
| 3.540000         | 43.30         | 10.0         | 46            | 2.7          | ---  | --- |
| 3.605000         | 43.40         | 10.0         | 46            | 2.6          | ---  | --- |
| 3.670000         | 42.50         | 10.1         | 46            | 3.5          | ---  | --- |
| 3.735000         | 41.80         | 10.1         | 46            | 4.2          | ---  | --- |

**MEASUREMENT RESULT: "\_fin QP"**

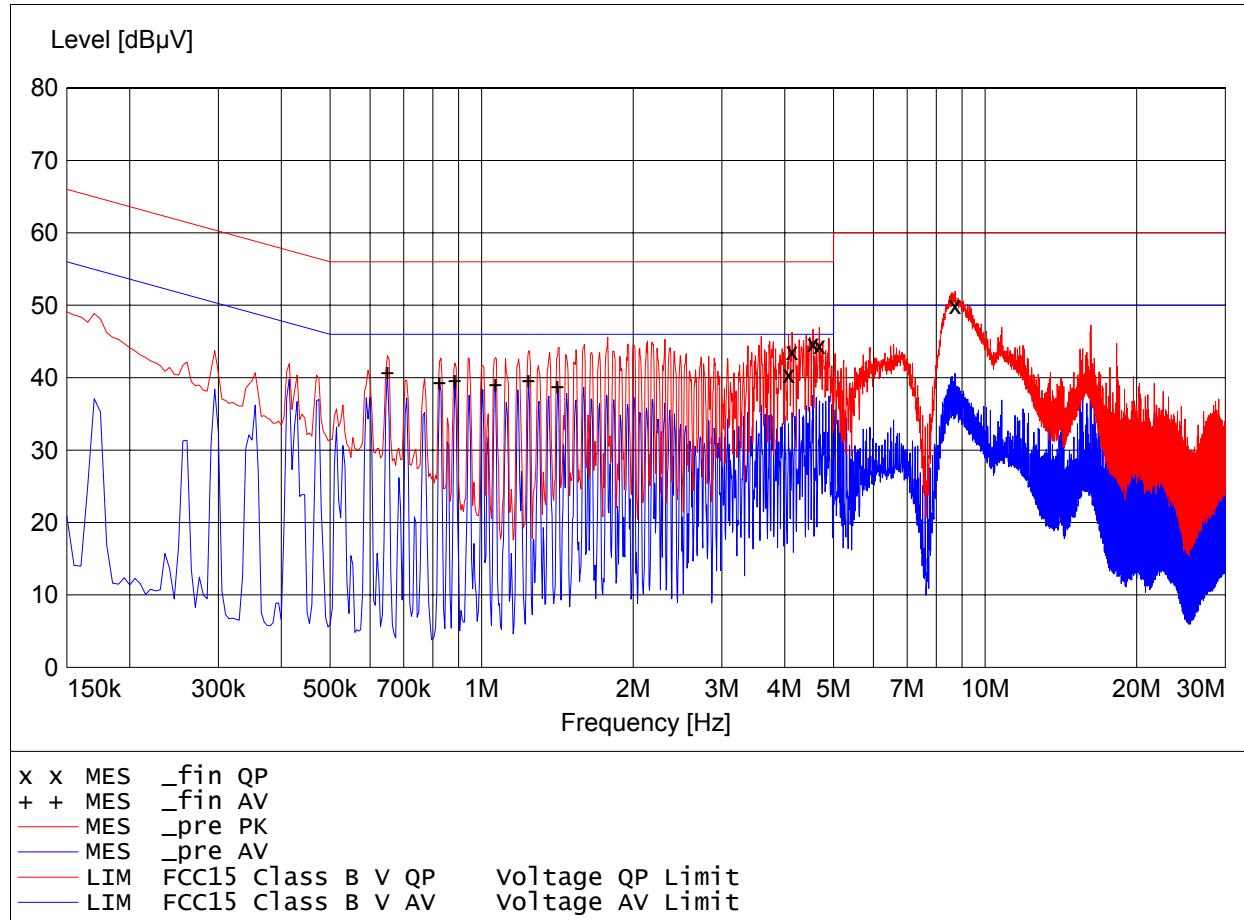
| Frequency<br>MHz | Level<br>dBµV | Transd<br>dB | Limit<br>dBµV | Margin<br>dB | Line | PE  |
|------------------|---------------|--------------|---------------|--------------|------|-----|
| 0.195000         | 54.10         | 10.0         | 64            | 9.7          | ---  | --- |
| 0.385000         | 47.90         | 10.0         | 58            | 10.3         | ---  | --- |



# EMI voltage test in the ac-mains according to FCC Part 15

## Class B

EUT: Enterprise Access Point 802.11b/g Dual-Radio  
Manufacturer: Madge-Limited  
Operating Condition: Unom: 120VAC (ac/dc adaptor), Tnom: 23°C  
Test Site: ETS  
Operator: Jay Chaing  
Test Specification: V-network: ESH3-Z5 N  
Comment: model: 96-10 mode : power of ethernet



**EMI voltage test in the ac-mains according to FCC Part 15**

**Class B**

EUT: Enterprise Access Point 802.11b/g Dual-Radio  
Manufacturer: Madge-Limited  
Operating Condition: Unom: 120VAC (ac/dc adaptor), Tnom: 23°C  
Test Site: ETS  
Operator: Jay Chaing  
Test Specification: V-network: ESH3-Z5 N  
Comment: model: 96-10 mode : power of ethernet

**MEASUREMENT RESULT: "\_fin AV"**

16.11.04 18:17

| Frequency<br>MHz | Level<br>dBµV | Transd<br>dB | Limit<br>dBµV | Margin<br>dB | Line | PE  |
|------------------|---------------|--------------|---------------|--------------|------|-----|
| 0.650000         | 40.60         | 10.0         | 46            | 5.4          | ---  | --- |
| 0.825000         | 39.20         | 10.0         | 46            | 6.8          | ---  | --- |
| 0.885000         | 39.50         | 10.0         | 46            | 6.5          | ---  | --- |
| 1.065000         | 38.90         | 10.0         | 46            | 7.1          | ---  | --- |
| 1.240000         | 39.40         | 10.0         | 46            | 6.6          | ---  | --- |
| 1.415000         | 38.70         | 10.0         | 46            | 7.3          | ---  | --- |

**MEASUREMENT RESULT: "\_fin QP"**

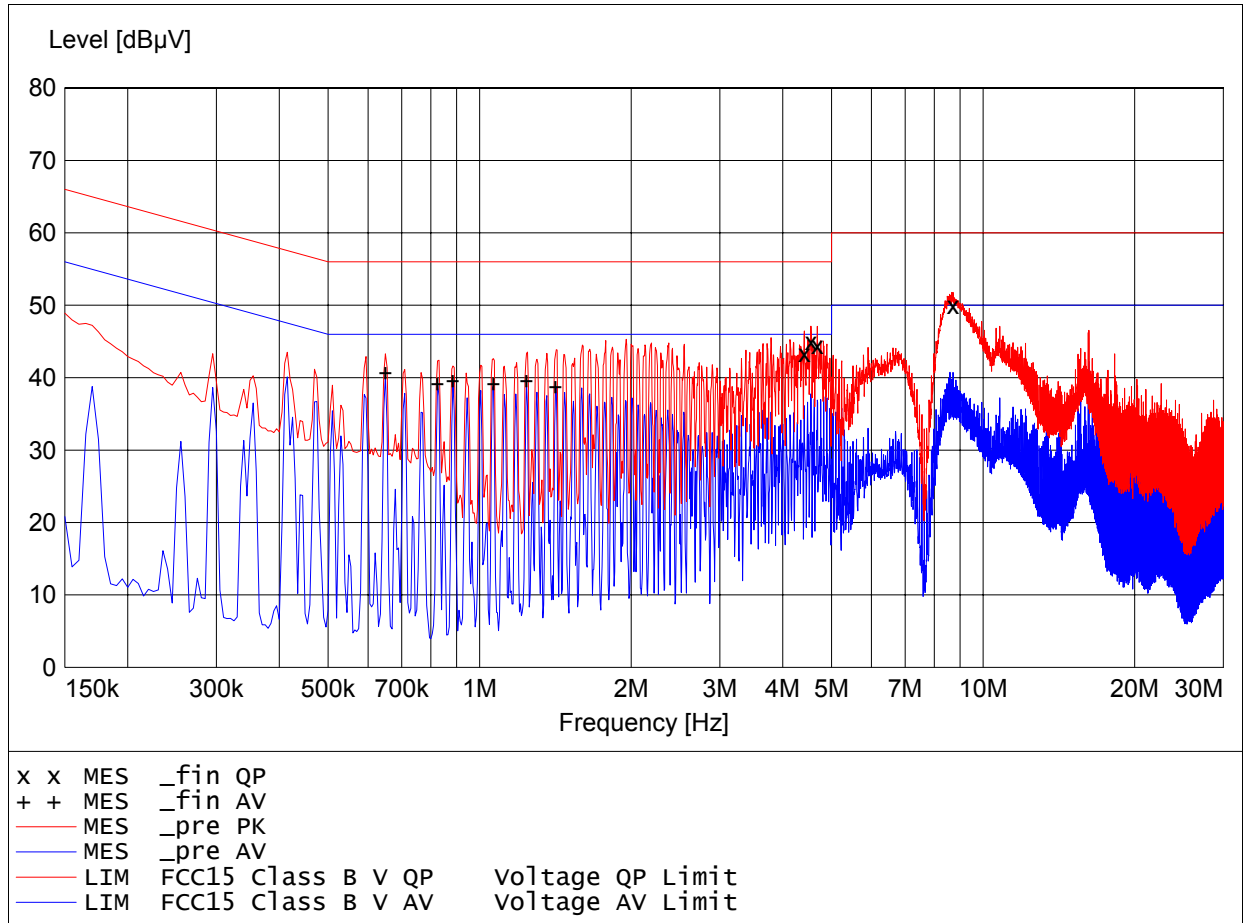
16.11.04 18:17

| Frequency<br>MHz | Level<br>dBµV | Transd<br>dB | Limit<br>dBµV | Margin<br>dB | Line | PE  |
|------------------|---------------|--------------|---------------|--------------|------|-----|
| 4.070000         | 40.50         | 10.1         | 56            | 15.5         | ---  | --- |
| 4.135000         | 43.60         | 10.1         | 56            | 12.4         | ---  | --- |
| 4.550000         | 44.70         | 10.1         | 56            | 11.3         | ---  | --- |
| 4.685000         | 44.50         | 10.1         | 56            | 11.5         | ---  | --- |
| 8.715000         | 49.90         | 10.1         | 60            | 10.1         | ---  | --- |

**EMI voltage test in the ac-mains according to FCC Part 15**

**Class B**

EUT: Enterprise Access Point 802.11b/g Dual-Radio  
Manufacturer: Madge-Limited  
Operating Condition: Unom: 120VAC (ac/dc adaptor), Tnom: 23°C  
Test Site: ETS  
Operator: Jay Chaing  
Test Specification: V-network: ESH3-Z5 L1  
Comment: model: 96-10 mode : power of ethernet



**EMI voltage test in the ac-mains according to FCC Part 15**

**Class B**

EUT: Enterprise Access Point 802.11b/g Dual-Radio  
Manufacturer: Madge-Limited  
Operating Condition: Unom: 120VAC (ac/dc adaptor), Tnom: 23°C  
Test Site: ETS  
Operator: Jay Chaing  
Test Specification: V-network: ESH3-Z5 L1  
Comment: model: 96-10 mode : power of ethernet

**MEASUREMENT RESULT: "\_fin AV"**


16.11.04 18:46

| Frequency<br>MHz | Level<br>dBµV | Transd<br>dB | Limit<br>dBµV | Margin<br>dB | Line | PE  |
|------------------|---------------|--------------|---------------|--------------|------|-----|
| 0.650000         | 40.60         | 10.0         | 46            | 5.4          | ---  | --- |
| 0.825000         | 39.10         | 10.0         | 46            | 6.9          | ---  | --- |
| 0.885000         | 39.50         | 10.0         | 46            | 6.5          | ---  | --- |
| 1.065000         | 39.10         | 10.0         | 46            | 6.9          | ---  | --- |
| 1.240000         | 39.50         | 10.0         | 46            | 6.5          | ---  | --- |
| 1.415000         | 38.60         | 10.0         | 46            | 7.4          | ---  | --- |

**MEASUREMENT RESULT: "\_fin QP"**

16.11.04 18:46

| Frequency<br>MHz | Level<br>dBµV | Transd<br>dB | Limit<br>dBµV | Margin<br>dB | Line | PE  |
|------------------|---------------|--------------|---------------|--------------|------|-----|
| 4.415000         | 43.30         | 10.1         | 56            | 12.7         | ---  | --- |
| 4.550000         | 45.00         | 10.1         | 56            | 11.0         | ---  | --- |
| 4.685000         | 44.40         | 10.1         | 56            | 11.6         | ---  | --- |
| 8.715000         | 49.90         | 10.1         | 60            | 10.1         | ---  | --- |



Registration number: W6M20411-5506-C-2  
FCC ID: NKH9610

## **Appendix H**

### Pictures