



**APPENDIX 3: Photographs of test setup**

**Radiated Emission**



**Photo 1**



**Photo 2**

---

**UL Japan, Inc.**

**Ise EMC Lab.**

4383-326 Asama-cho, Ise-shi, Mie-ken 516-0021 JAPAN

Telephone : +81 596 24 8999

Facsimile : +81 596 24 8124

**Worst Case Position**

**ECU**  
Below 30MHz  
X-axis  
Above 30MHz  
Horizontal:X-axis / Vertical:X-axis  
X-axis




**Y-axis**



**Z-axis**




**Door Antenna**  
Below 30MHz  
X-axis  
Above 30MHz  
Horizontal:X-axis / Vertical:X-axis  
X-axis



**Y-axis**



**Z-axis**



**Worst Case Position**

**Room Antenna**


Below 30MHz

X-axis

Above 30MHz

Horizontal:X-axis / Vertical:X-axis


X-axis



Y-axis



Z-axis



**Trunk Antenna**

Below 30MHz

X-axis


Above 30MHz

Horizontal:X-axis / Vertical:X-axis

X-axis



Y-axis



Z-axis



**End of Report**

**UL Japan, Inc.**

**Ise EMC Lab.**

4383-326 Asama-cho, Ise-shi, Mie-ken 516-0021 JAPAN

Telephone : +81 596 24 8999

Facsimile : +81 596 24 8124