

APPENDIX 3: Photographs of test setup

Radiated Emission **Room Antenna / Luggage Antenna**




Photo 1




Photo 2

UL Japan, Inc.

Ise EMC Lab.


4383-326 Asama-cho, Ise-shi, Mie-ken 516-0021 JAPAN

Telephone : +81 596 24 8999


Facsimile : +81 596 24 8124

Worst Case Position


Door Antenna
Below 30MHz:X-axis
Above 30MHz(Hori:X-axis /Vert:X-axis)
X-axis



Y-axis



Z-axis



Trunk Antenna
Below 30MHz:X-axis
Above 30MHz(Hori:X-axis /Vert:X-axis)
X-axis



Y-axis




Z-axis



Worst Case Position


Room Antenna / Luggage Antenna
Below 30MHz:X-axis
Above 30MHz(Hori:X-axis /Vert:X-axis)
X-axis



Y-axis



Z-axis



ECU
Below 30MHz:X-axis
Above 30MHz(Hori:X-axis /Vert:X-axis)
X-axis



Y-axis



Z-axis



End of Report

UL Japan, Inc.

Ise EMC Lab.

4383-326 Asama-cho, Ise-shi, Mie-ken 516-0021 JAPAN

Telephone : +81 596 24 8999

Facsimile : +81 596 24 8124