



**APPENDIX 3: Photographs of test setup**

**Radiated Emission**  
**Door Antenna**




**Photo 1**




**Photo 2**

**Radiated Emission**  
**Trunk Antenna**




**Photo 1**




**Photo 2**

**Radiated Emission**  
**Room Antenna / Luggage Antenna**



**Photo 1**



**Photo 2**

**Worst Case Position**

**Door Antenna**  
**Below 30MHz:X-axis**  
**Above 30MHz(Hori:X-axis /Vert:X-axis)**  
**X-axis**



**Y-axis**



**Z-axis**



**Trunk Antenna**  
**Below 30MHz:X-axis**  
**Above 30MHz(Hori:X-axis /Vert:X-axis)**  
**X-axis**



**Y-axis**



**Z-axis**



**UL Japan, Inc.**

**Ise EMC Lab.**


4383-326 Asama-cho, Ise-shi, Mie-ken 516-0021 JAPAN

Telephone : +81 596 24 8999

Facsimile : +81 596 24 8124

**Worst Case Position**


**Room Antenna / Luggage Antenna**  
**Below 30MHz:X-axis**  
**Above 30MHz(Hori:X-axis /Vert:X-axis)**  
**X-axis**



**Y-axis**



**Z-axis**



**ECU**  
**Below 30MHz:X-axis**  
**Above 30MHz(Hori:X-axis /Vert:X-axis)**  
**X-axis**



**Y-axis**



**Z-axis**



**End of Report**