


**APPENDIX 3: Photographs of test setup**

**Radiated Emission**



**Photo 1**



**Photo 2**

**Worst Case Position**


**Door Antenna**  
**Below 30MHz:X-axis**  
**Above 30MHz(Hori:X-axis /Vert:X-axis)**  
**X-axis**



**Y-axis**




**Z-axis**



**Trunk Antenna**  
**Below 30MHz:X-axis**  
**Above 30MHz(Hori:X-axis /Vert:X-axis)**  
**X-axis**



**Y-axis**




**Z-axis**




**Worst Case Position**


**Room Antenna / Luggage Antenna**  
**Below 30MHz:Z-axis**  
**Above 30MHz(Hori:X-axis /Vert:X-axis)**  
**X-axis**




**Y-axis**




**Z-axis**



**ECU**  
**Below 30MHz:X-axis**  
**Above 30MHz(Hori:X-axis /Vert:X-axis)**  
**X-axis**



**Y-axis**



**Z-axis**



**End of Report**