

Photographs of Smart LF Oscillator Model TMLF10-5

○ Computer Assy, Smart Key (Representative)

Appearance

Front View



Rear View



○ Door Antenna (Representative)

Appearance

Front View



Rear View



○ Trunk Antenna (Representative)

Appearance

Front View



Rear View



○ Room Antenna/Luggage Antenna (Representative)

Appearance

Front View



Rear View




Worst Case Position


Door Antenna
Below 30MHz:X-axis
Above 30MHz(Hori:X-axis /Vert:X-axis)
X-axis




Y-axis




Z-axis




Trunk Antenna
Below 30MHz:X-axis
Above 30MHz(Hori:X-axis /Vert:X-axis)
X-axis



Y-axis




Z-axis




Worst Case Position


Room Antenna / Luggage Antenna
Below 30MHz:Z-axis
Above 30MHz(Hori:X-axis /Vert:X-axis)
X-axis




Y-axis




Z-axis




ECU
Below 30MHz:X-axis
Above 30MHz(Hori:X-axis /Vert:X-axis)
X-axis



Y-axis



Z-axis



UL Japan, Inc.

Head Office EMC Lab.

4383-326 Asama-cho, Ise-shi, Mie-ken 516-0021 JAPAN

Telephone : +81 596 24 8116

Facsimile : +81 596 24 8124