

APPENDIX 1: Photographs of test setup

Radiated Emission
Door Antenna



Photo 1



Photo 2

Radiated Emission
Trunk Antenna



Photo 1



Photo 2

Radiated Emission
Room Antenna / Luggage Antenna




Photo 1




Photo 2

Worst Case Position


Door Antenna
Below 30MHz:X-axis
Above 30MHz(Hori:X-axis /Vert:X-axis)
X-axis



Y-axis



Z-axis




Trunk Antenna
Below 30MHz:X-axis
Above 30MHz(Hori:X-axis /Vert:X-axis)
X-axis



Y-axis



Z-axis



UL Japan, Inc.

Head Office EMC Lab.


4383-326 Asama-cho, Ise-shi, Mie-ken 516-0021 JAPAN

Telephone : +81 596 24 8116

Facsimile : +81 596 24 8124

Worst Case Position


Room Antenna / Luggage Antenna
Below 30MHz:Z-axis
Above 30MHz(Hori:X-axis /Vert:X-axis)
X-axis




Y-axis



Z-axis



ECU
Below 30MHz:X-axis
Above 30MHz(Hori:X-axis /Vert:X-axis)
X-axis



Y-axis



Z-axis

