


### 5.3 Test Instruments Configuration



Pic 1 Front View of the Test Configuration ( BASE )



Pic 2 Rear View of the Test Configuration ( BASE )




Pic 1 Front View of the Test Configuration ( HANDSET )




Pic 2 Rear View of the Test Configuration ( HANDSET )

\* The test configuration for frequency between 1 GHz to 18 GHz is same as above .



Pic 5 Front View of the Test Configuration ( Charge Mode )



Pic6 Rear View of the Test Configuration ( Charge Mode )

### 2.3 Test configuration




Fig. 3 Conducted emissions test placement (idle only)




Fig. 4 Conducted emissions test placement (intercom only)