

APPENDIX A: TEST CONFIGURATIONS AND TEST DATA

A1: TEST CONFIGURATION

Mode 1 Bottom Position



The bottom of the EUT to the flat phantom distance 6 mm

Mode 2 Tip Position



The tip of the EUT to the flat phantom distance 0 mm

Mode 3 Bottom Position



The bottom of the EUT to the flat phantom distance 6 mm

Mode 4 Tip Position



The tip of the EUT to the flat phantom distance 0 mm

EUT Photo



Liquid Level Photo

MSL 2450MHz D=155mm



A2 : TEST DATA

Date/Time: 10/29/04 17:28:30

Test Laboratory: Advance Data Technology

WLG-1501 11b Bottom Mode 1 Ch 1

DUT: 108Mbps Super-GTM Wireless Network USB Dongle ; Type: WLG-1501 ; Test Channel Frequency: 2412 MHz

Communication System: 802.11b ; Frequency: 2412 MHz ; Duty Cycle: 1:1 ; Modulation type: CCK
Medium: MSL2450 Medium parameters used: $f = 2412$ MHz; $\sigma = 1.96$ mho/m; $\epsilon_r = 52.8$; $\rho = 1000$

kg/m^3 ; Liquid level : 155mm

Phantom section: Flat Section ; Separation distance : 6 mm (The bottom side of the EUT to the Phantom)

Antenna type : Internal Antenna ; Air temp. : 22.0 degrees ; Liquid temp. : 21.0 degrees

DASY4 Configuration:

- Probe: ET3DV6 - SN1687 ; ConvF(4.23, 4.23, 4.23) ; Calibrated: 2004/8/26
- Sensor-Surface: 4mm (Mechanical Surface Detection)
- Electronics: DAE3 Sn510 ; Calibrated: 2004/8/17
- Phantom: SAM 12 ; Type: SAM V4.0 ; Serial: TP 1202
- Measurement SW: DASY4, V4.3 Build 22 ; Postprocessing SW: SEMCAD, V1.8 Build 127

Low Channel/Area Scan (5x8x1): Measurement grid: $dx=15\text{mm}$, $dy=15\text{mm}$

Maximum value of SAR (measured) = 0.483 mW/g

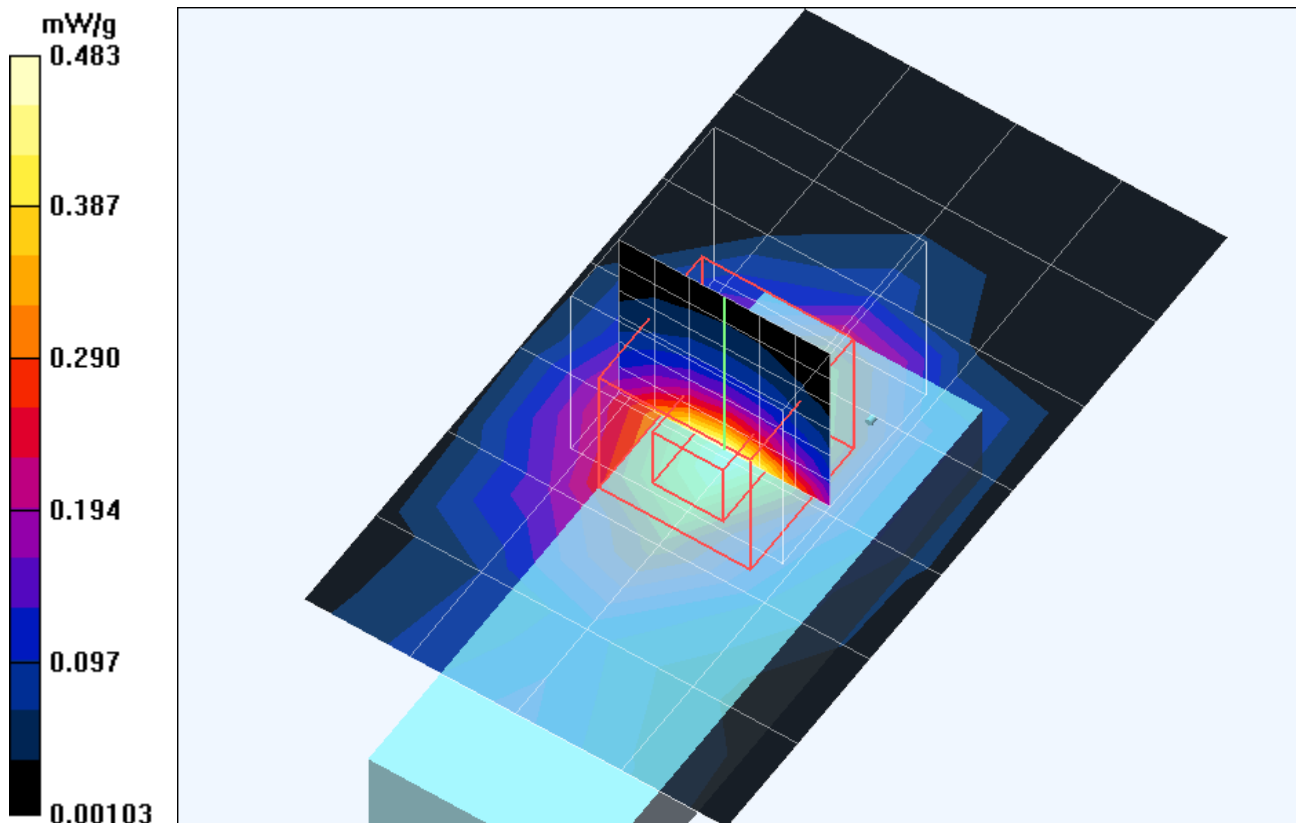
Low Channel/Zoon Scan (7x7x7)/Cube 0: Measurement grid: $dx=5\text{mm}$, $dy=5\text{mm}$, $dz=5\text{mm}$

Reference Value = 6.15 V/m; Power Drift = -0.1 dB

Peak SAR (extrapolated) = 0.692 W/kg

SAR(1 g) = 0.428 mW/g; SAR(10 g) = 0.235 mW/g

Maximum value of SAR (measured) = 0.475 mW/g



Test Laboratory: Advance Data Technology

WLG-1501 11b Bottom Mode 1 Ch 6

DUT: 108Mbps Super-GTM Wireless Network USB Dongle ; Type: WLG-1501 ; Test Channel Frequency: 2437 MHz

Communication System: 802.11b ; Frequency: 2437 MHz ; Duty Cycle: 1:1 ; Modulation type: CCK
Medium: MSL2450 Medium parameters used: $f = 2437 \text{ MHz}$; $\sigma = 2 \text{ mho/m}$; $\epsilon_r = 52.8$; $\rho = 1000$

kg/m^3 ; Liquid level : 155mm

Phantom section: Flat Section ; Separation distance : 6 mm (The bottom side of the EUT to the Phantom)

Antenna type : Internal Antenna ; Air temp. : 22.0 degrees ; Liquid temp. : 21.0 degrees

DASY4 Configuration:

- Probe: ET3DV6 - SN1687 ; ConvF(4.23, 4.23, 4.23) ; Calibrated: 2004/8/26
- Sensor-Surface: 4mm (Mechanical Surface Detection)
- Electronics: DAE3 Sn510 ; Calibrated: 2004/8/17
- Phantom: SAM 12 ; Type: SAM V4.0 ; Serial: TP 1202
- Measurement SW: DASY4, V4.3 Build 22 ; Postprocessing SW: SEMCAD, V1.8 Build 127

Middle Channel/Area Scan (5x8x1): Measurement grid: $dx=15\text{mm}$, $dy=15\text{mm}$

Maximum value of SAR (measured) = 0.450 mW/g

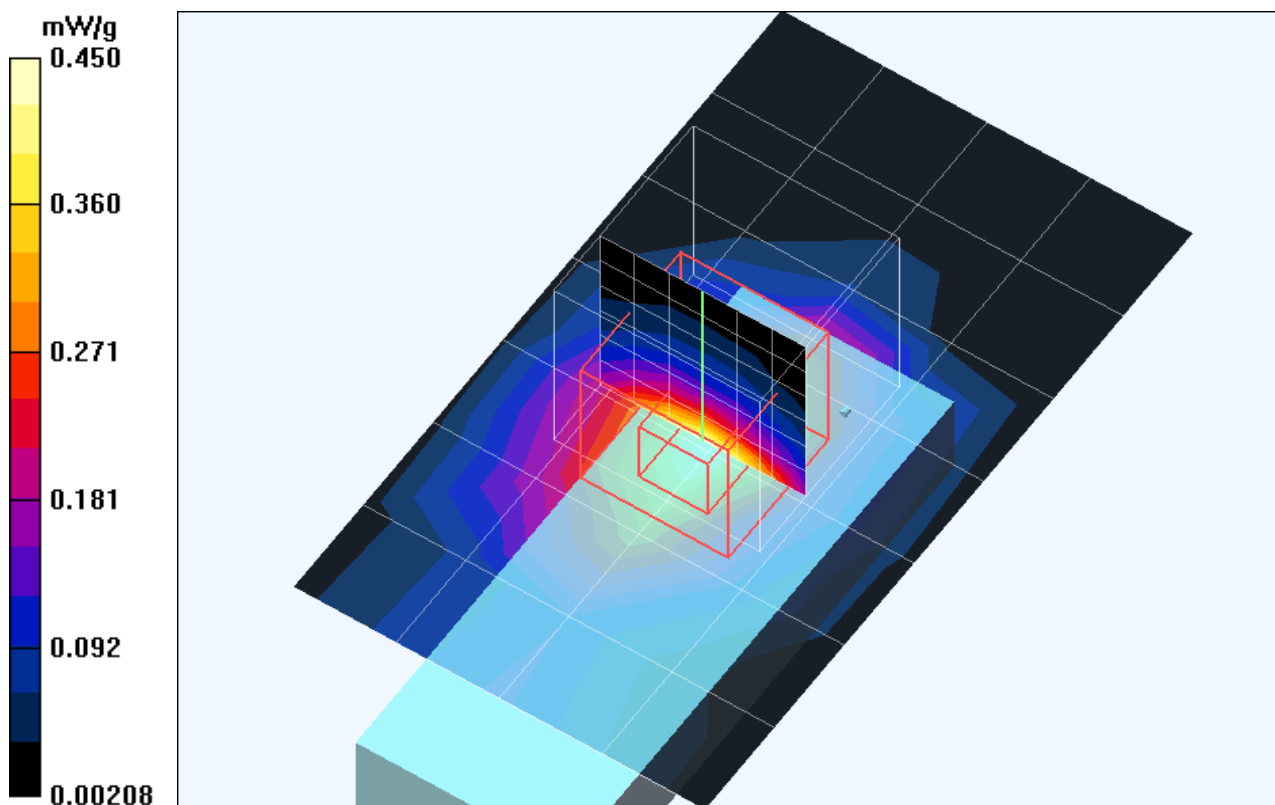
Middle Channel/Zoon Scan (7x7x7)/Cube 0: Measurement grid: $dx=5\text{mm}$, $dy=5\text{mm}$, $dz=5\text{mm}$

Reference Value = 5.39 V/m; Power Drift = -0.2 dB

Peak SAR (extrapolated) = 0.679 W/kg

SAR(1 g) = 0.400 mW/g; SAR(10 g) = 0.218 mW/g

Maximum value of SAR (measured) = 0.452 mW/g



Test Laboratory: Advance Data Technology

WLG-1501 11b Bottom Mode 1 Ch 11

DUT: 108Mbps Super-GTM Wireless Network USB Dongle ; Type: WLG-1501 ; Test Channel Frequency: 2462 MHz

Communication System: 802.11b ; Frequency: 2462 MHz ; Duty Cycle: 1:1 ; Modulation type: CCK
Medium: MSL2450 Medium parameters used: $f = 2462 \text{ MHz}$; $\sigma = 2.04 \text{ mho/m}$; $\epsilon_r = 52.8$; $\rho = 1000$

kg/m^3 ; Liquid level : 155mm

Phantom section: Flat Section ; Separation distance : 6 mm (The bottom side of the EUT to the Phantom)

Antenna type : Internal Antenna ; Air temp. : 22.0 degrees ; Liquid temp. : 21.0 degrees

DASY4 Configuration:

- Probe: ET3DV6 - SN1687 ; ConvF(4.23, 4.23, 4.23) ; Calibrated: 2004/8/26
- Sensor-Surface: 4mm (Mechanical Surface Detection)
- Electronics: DAE3 Sn510 ; Calibrated: 2004/8/17
- Phantom: SAM 12 ; Type: SAM V4.0 ; Serial: TP 1202
- Measurement SW: DASY4, V4.3 Build 22 ; Postprocessing SW: SEMCAD, V1.8 Build 127

High Channel/Area Scan (5x8x1): Measurement grid: $dx=15\text{mm}$, $dy=15\text{mm}$

Maximum value of SAR (measured) = 0.417 mW/g

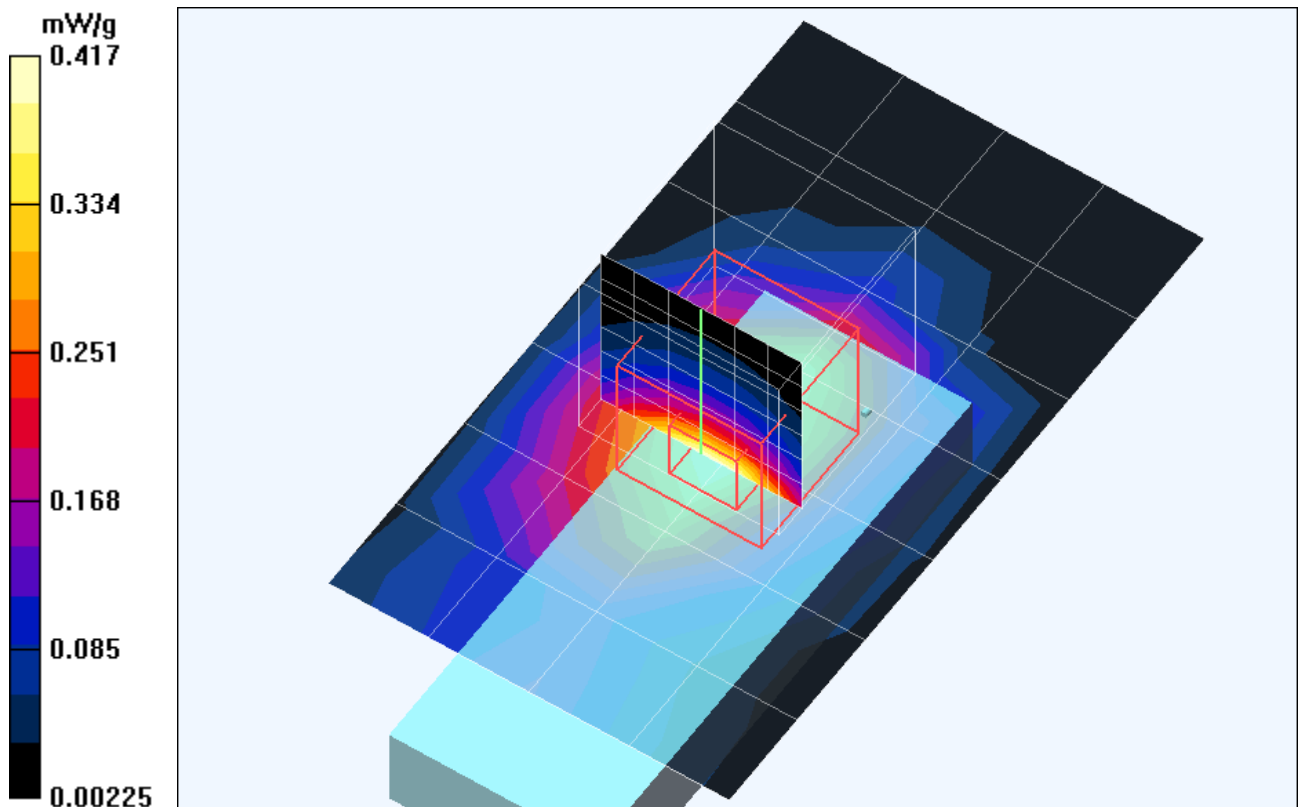
High Channel/Zoon Scan (7x7x7)/Cube 0: Measurement grid: $dx=5\text{mm}$, $dy=5\text{mm}$, $dz=5\text{mm}$

Reference Value = 6.57 V/m; Power Drift = 0.2 dB

Peak SAR (extrapolated) = 0.778 W/kg

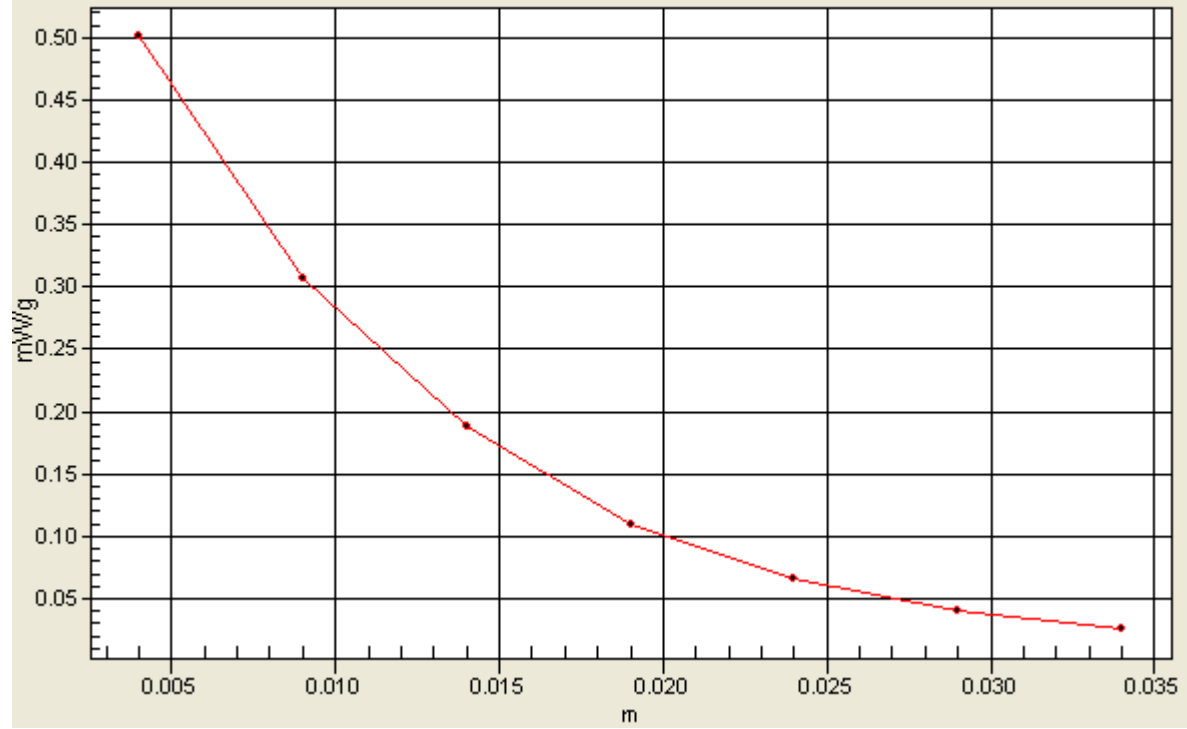
SAR(1 g) = 0.463 mW/g; SAR(10 g) = 0.256 mW/g

Maximum value of SAR (measured) = 0.501 mW/g



1g/10g Averaged SAR

SAR; Zoon Scan: Value Along Z, X=3, Y=1



Test Laboratory: Advance Data Technology

WLG-1501 11b Tip Mode 2 Ch 1

DUT: 108Mbps Super-GTM Wireless Network USB Dongle ; Type: WLG-1501 ; Test Channel Frequency: 2412 MHz

Communication System: 802.11b ; Frequency: 2412 MHz; Duty Cycle: 1:1; Modulation type: CCK
Medium: MSL2450 Medium parameters used: $f = 2412$ MHz; $\sigma = 1.96$ mho/m; $\epsilon_r = 52.8$; $\rho = 1000$

kg/m³ ; Liquid level : 155 mm

Phantom section: Flat Section ; Separation distance : 0 mm (The tip of the EUT to the Phantom)

Antenna type : Internal Antenna ; Air temp. : 22.0 degrees ; Liquid temp. : 21.0 degrees

DASY4 Configuration:

- Probe: ET3DV6 - SN1687 ; ConvF(4.23, 4.23, 4.23) ; Calibrated: 2004/8/26
- Sensor-Surface: 4mm (Mechanical Surface Detection)
- Electronics: DAE3 Sn510; Calibrated: 2004/8/17
- Phantom: SAM 12; Type: SAM V4.0; Serial: TP 1202
- Measurement SW: DASY4, V4.3 Build 22; Postprocessing SW: SEMCAD, V1.8 Build 127

Low Channel/Area Scan (7x7x1): Measurement grid: dx=15mm, dy=15mm

Maximum value of SAR (measured) = 0.136 mW/g

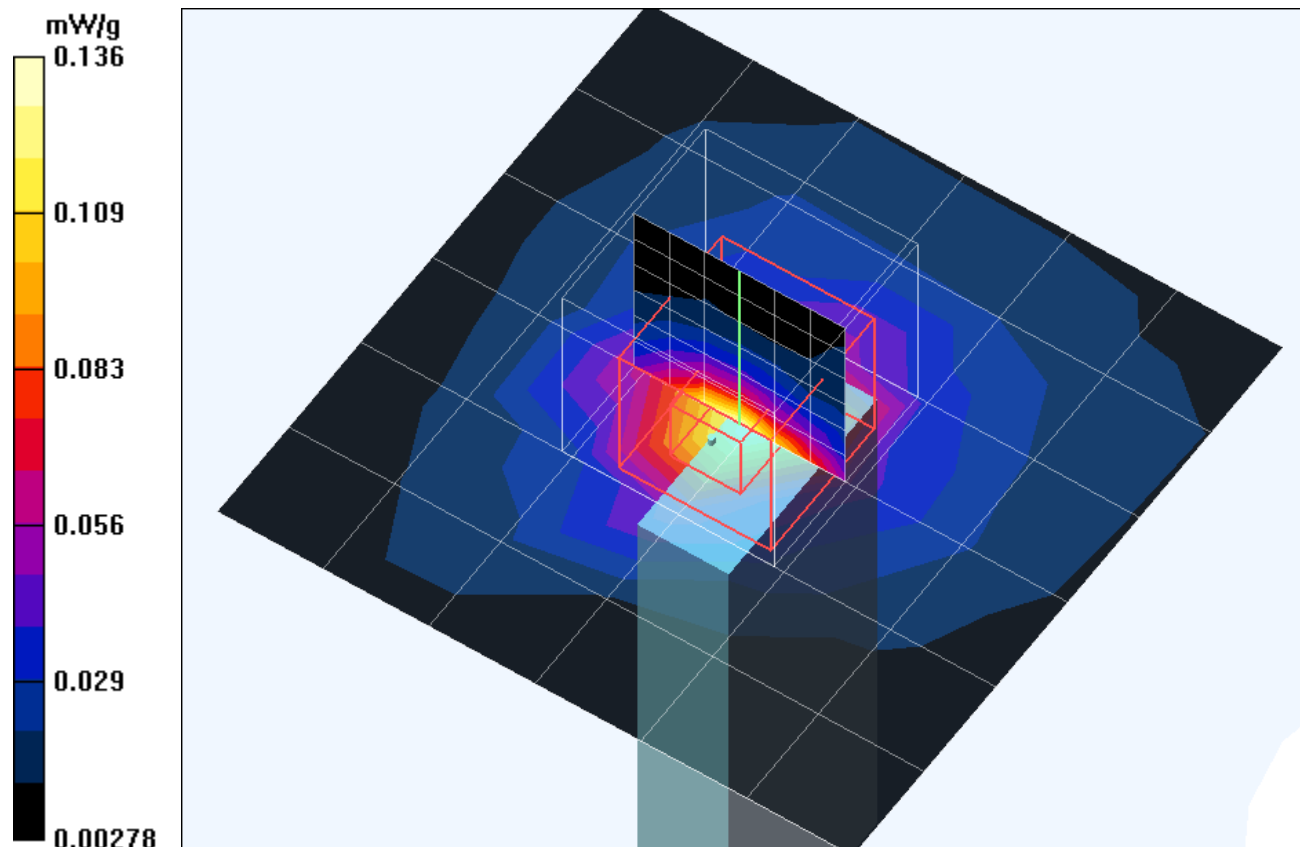
Low Channel/Zoon Scan (7x7x7)/Cube 0: Measurement grid: dx=5mm, dy=5mm, dz=5mm

Reference Value = 8.74 V/m; Power Drift = -0.2 dB

Peak SAR (extrapolated) = 0.234 W/kg

SAR(1 g) = 0.110 mW/g; SAR(10 g) = 0.051 mW/g

Maximum value of SAR (measured) = 0.127 mW/g



Test Laboratory: Advance Data Technology

WLG-1501 11b Tip Mode 2 Ch 6

DUT: 108Mbps Super-GTM Wireless Network USB Dongle ; Type: WLG-1501 ; Test Channel Frequency: 2437 MHz

Communication System: 802.11b ; Frequency: 2437 MHz; Duty Cycle: 1:1; Modulation type: CCK
Medium: MSL2450 Medium parameters used: $f = 2437$ MHz; $\sigma = 2$ mho/m; $\epsilon_r = 52.8$; $\rho = 1000$

kg/m³ ; Liquid level : 155 mm

Phantom section: Flat Section ; Separation distance : 0 mm (The tip of the EUT to the Phantom)

Antenna type : Internal Antenna ; Air temp. : 22.0 degrees ; Liquid temp. : 21.0 degrees

DASY4 Configuration:

- Probe: ET3DV6 - SN1687 ; ConvF(4.23, 4.23, 4.23) ; Calibrated: 2004/8/26
- Sensor-Surface: 4mm (Mechanical Surface Detection)
- Electronics: DAE3 Sn510; Calibrated: 2004/8/17
- Phantom: SAM 12; Type: SAM V4.0; Serial: TP 1202
- Measurement SW: DASY4, V4.3 Build 22; Postprocessing SW: SEMCAD, V1.8 Build 127

Middle Channel/Area Scan (7x7x1): Measurement grid: dx=15mm, dy=15mm

Maximum value of SAR (measured) = 0.162 mW/g

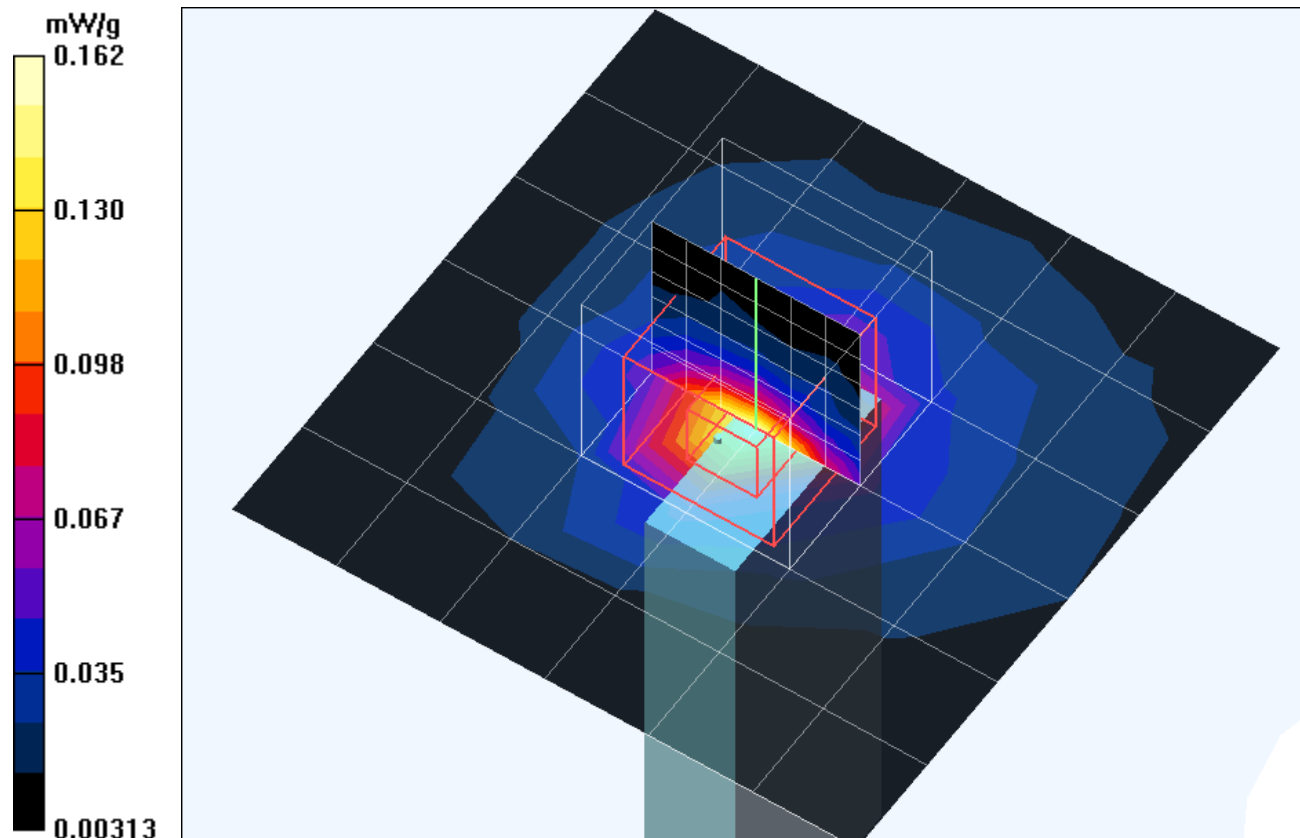
Middle Channel/Zoon Scan (7x7x7)/Cube 0: Measurement grid: dx=5mm, dy=5mm, dz=5mm

Reference Value = 9.18 V/m; Power Drift = -0.1 dB

Peak SAR (extrapolated) = 0.268 W/kg

SAR(1 g) = 0.132 mW/g; SAR(10 g) = 0.061 mW/g

Maximum value of SAR (measured) = 0.152 mW/g



Test Laboratory: Advance Data Technology

WLG-1501 11b Tip Mode 2 Ch 11

DUT: 108Mbps Super-GTM Wireless Network USB Dongle ; Type: WLG-1501 ; Test Channel Frequency: 2462 MHz

Communication System: 802.11b ; Frequency: 2462 MHz; Duty Cycle: 1:1; Modulation type: CCK
Medium: MSL2450 Medium parameters used: $f = 2462$ MHz; $\sigma = 2.04$ mho/m; $\epsilon_r = 52.8$; $\rho = 1000$

kg/m³ ; Liquid level : 155 mm

Phantom section: Flat Section ; Separation distance : 0 mm (The tip of the EUT to the Phantom)

Antenna type : Internal Antenna ; Air temp. : 22.0 degrees ; Liquid temp. : 21.0 degrees

DASY4 Configuration:

- Probe: ET3DV6 - SN1687 ; ConvF(4.23, 4.23, 4.23) ; Calibrated: 2004/8/26
- Sensor-Surface: 4mm (Mechanical Surface Detection)
- Electronics: DAE3 Sn510; Calibrated: 2004/8/17
- Phantom: SAM 12; Type: SAM V4.0; Serial: TP 1202
- Measurement SW: DASY4, V4.3 Build 22; Postprocessing SW: SEMCAD, V1.8 Build 127

High Channel/Area Scan (7x7x1): Measurement grid: dx=15mm, dy=15mm

Maximum value of SAR (measured) = 0.198 mW/g

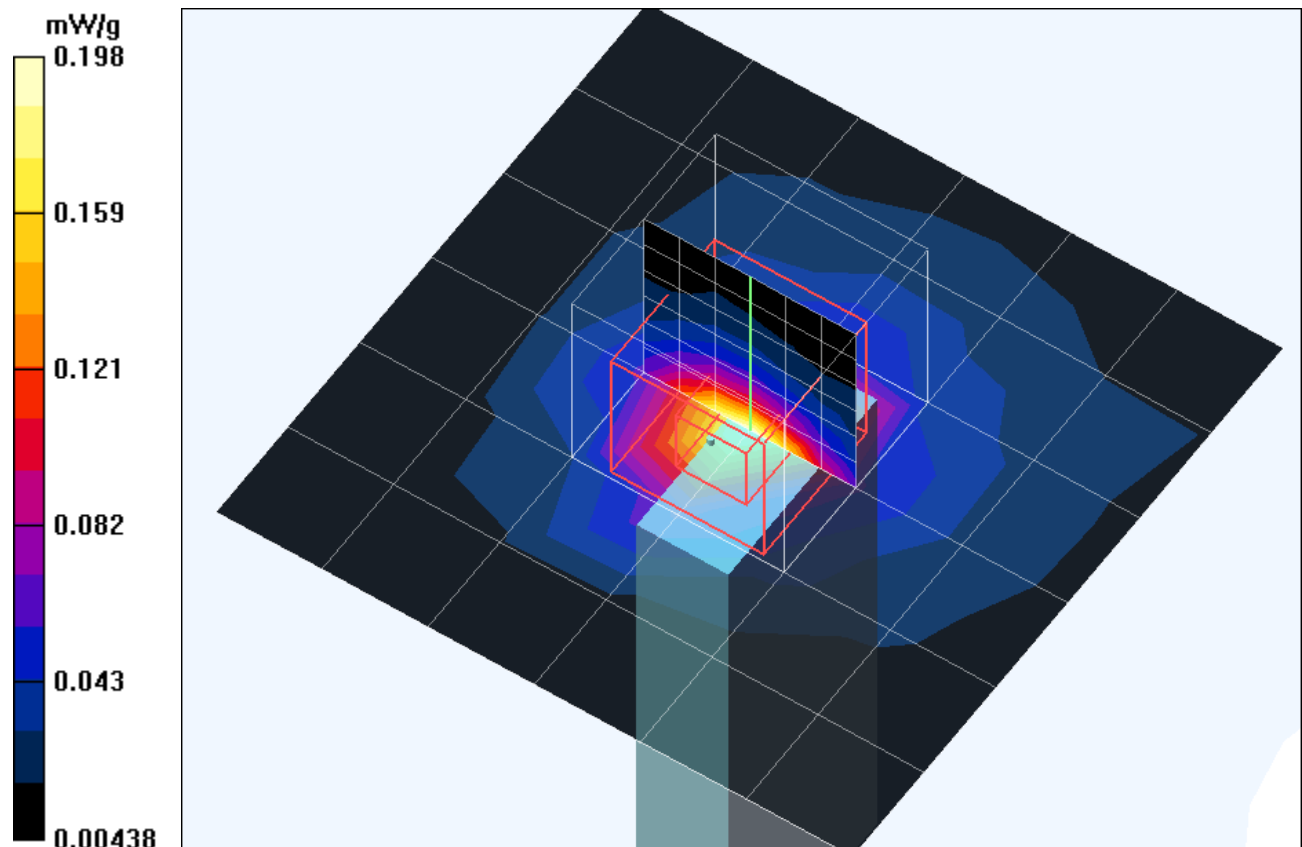
High Channel/Zoon Scan (7x7x7)/Cube 0: Measurement grid: dx=5mm, dy=5mm, dz=5mm

Reference Value = 10.3 V/m; Power Drift = -0.0 dB

Peak SAR (extrapolated) = 0.360 W/kg

SAR(1 g) = 0.179 mW/g; SAR(10 g) = 0.081 mW/g

Maximum value of SAR (measured) = 0.203 mW/g



Test Laboratory: Advance Data Technology

WLG-1501 11g Bottom Mode 3 Ch 1

DUT: 108Mbps Super-GTM Wireless Network USB Dongle ; Type: WLG-1501 ; Test Channel Frequency: 2412 MHz

Communication System: 802.11g ; Frequency: 2412 MHz ; Duty Cycle: 1:1 ; Modulation type: OFDM

Medium: MSL2450 Medium parameters used: $f = 2412$ MHz; $\sigma = 1.96$ mho/m; $\epsilon_r = 52.8$; $\rho = 1000$

kg/m³ ; Liquid level : 155mm

Phantom section: Flat Section ; Separation distance : 6 mm (The bottom side of the EUT to the Phantom)

Antenna type : Internal Antenna ; Air temp. : 22.0 degrees ; Liquid temp. : 21.0 degrees

DASY4 Configuration:

- Probe: ET3DV6 - SN1687 ; ConvF(4.23, 4.23, 4.23) ; Calibrated: 2004/8/26
- Sensor-Surface: 4mm (Mechanical Surface Detection)
- Electronics: DAE3 Sn510 ; Calibrated: 2004/8/17
- Phantom: SAM 12 ; Type: SAM V4.0 ; Serial: TP 1202
- Measurement SW: DASY4, V4.3 Build 22 ; Postprocessing SW: SEMCAD, V1.8 Build 127

Low Channel/Area Scan (5x8x1): Measurement grid: dx=15mm, dy=15mm

Maximum value of SAR (measured) = 0.330 mW/g

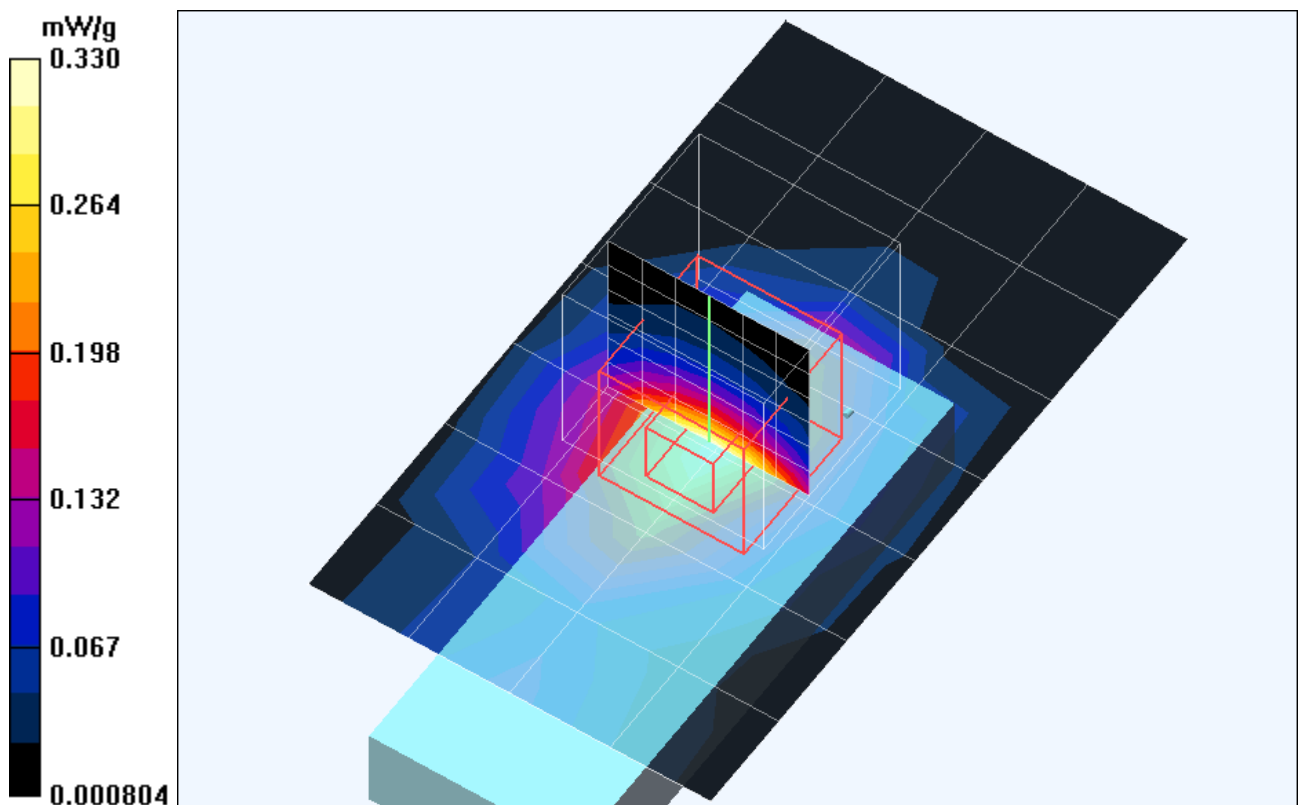
Low Channel/Zoon Scan (7x7x7)/Cube 0: Measurement grid: dx=5mm, dy=5mm, dz=5mm

Reference Value = 4.31 V/m; Power Drift = -0.1 dB

Peak SAR (extrapolated) = 0.456 W/kg

SAR(1 g) = 0.272 mW/g; SAR(10 g) = 0.149 mW/g

Maximum value of SAR (measured) = 0.300 mW/g



Test Laboratory: Advance Data Technology

WLG-1501 11b Bottom Mode 3 Ch 6

DUT: 108Mbps Super-GTM Wireless Network USB Dongle ; Type: WLG-1501 ; Test Channel Frequency: 2437 MHz

Communication System: 802.11g ; Frequency: 2437 MHz ; Duty Cycle: 1:1 ; Modulation type: OFDM

Medium: MSL2450 Medium parameters used: $f = 2437$ MHz; $\sigma = 2$ mho/m; $\epsilon_r = 52.8$; $\rho = 1000$

kg/m³ ; Liquid level : 155mm

Phantom section: Flat Section ; Separation distance : 6 mm (The bottom side of the EUT to the Phantom)

Antenna type : Internal Antenna ; Air temp. : 22.0 degrees ; Liquid temp. : 21.0 degrees

DASY4 Configuration:

- Probe: ET3DV6 - SN1687 ; ConvF(4.23, 4.23, 4.23) ; Calibrated: 2004/8/26
- Sensor-Surface: 4mm (Mechanical Surface Detection)
- Electronics: DAE3 Sn510 ; Calibrated: 2004/8/17
- Phantom: SAM 12 ; Type: SAM V4.0 ; Serial: TP 1202
- Measurement SW: DASY4, V4.3 Build 22 ; Postprocessing SW: SEMCAD, V1.8 Build 127

Middle Channel/Area Scan (5x8x1): Measurement grid: dx=15mm, dy=15mm

Maximum value of SAR (measured) = 0.355 mW/g

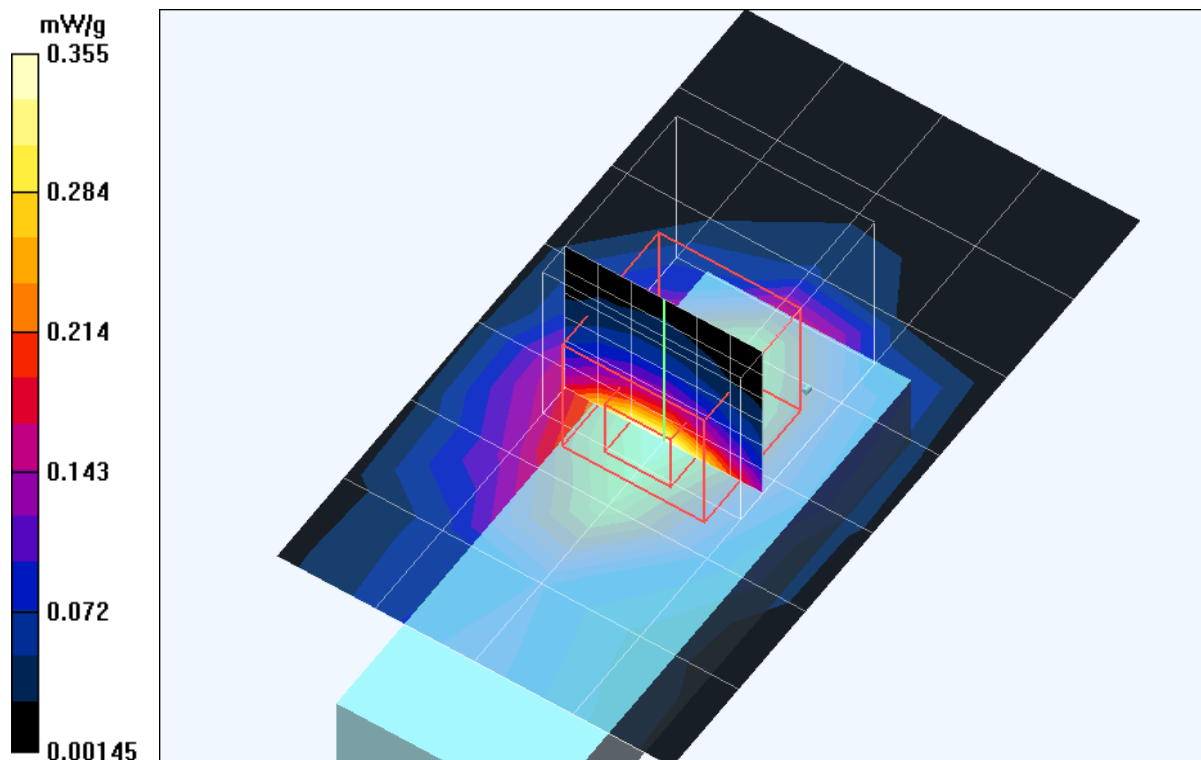
Middle Channel/Zoon Scan (7x7x7)/Cube 0: Measurement grid: dx=5mm, dy=5mm, dz=5mm

Reference Value = 4.96 V/m; Power Drift = -0.2 dB

Peak SAR (extrapolated) = 0.513 W/kg

SAR(1 g) = 0.304 mW/g; SAR(10 g) = 0.167 mW/g

Maximum value of SAR (measured) = 0.333 mW/g



Test Laboratory: Advance Data Technology

WLG-1501 11g Bottom Mode 3 Ch 11

DUT: 108Mbps Super-GTM Wireless Network USB Dongle ; Type: WLG-1501 ; Test Channel Frequency: 2462 MHz

Communication System: 802.11g ; Frequency: 2462 MHz ; Duty Cycle: 1:1 ; Modulation type: OFDM

Medium: MSL2450 Medium parameters used: $f = 2462$ MHz; $\sigma = 2.04$ mho/m; $\epsilon_r = 52.8$; $\rho = 1000$

kg/m³ ; Liquid level : 155mm

Phantom section: Flat Section ; Separation distance : 6 mm (The bottom side of the EUT to the Phantom)

Antenna type : Internal Antenna ; Air temp. : 22.0 degrees ; Liquid temp. : 21.0 degrees

DASY4 Configuration:

- Probe: ET3DV6 - SN1687 ; ConvF(4.23, 4.23, 4.23) ; Calibrated: 2004/8/26
- Sensor-Surface: 4mm (Mechanical Surface Detection)
- Electronics: DAE3 Sn510 ; Calibrated: 2004/8/17
- Phantom: SAM 12 ; Type: SAM V4.0 ; Serial: TP 1202
- Measurement SW: DASY4, V4.3 Build 22 ; Postprocessing SW: SEMCAD, V1.8 Build 127

High Channel/Area Scan (5x8x1): Measurement grid: dx=15mm, dy=15mm

Maximum value of SAR (measured) = 0.222 mW/g

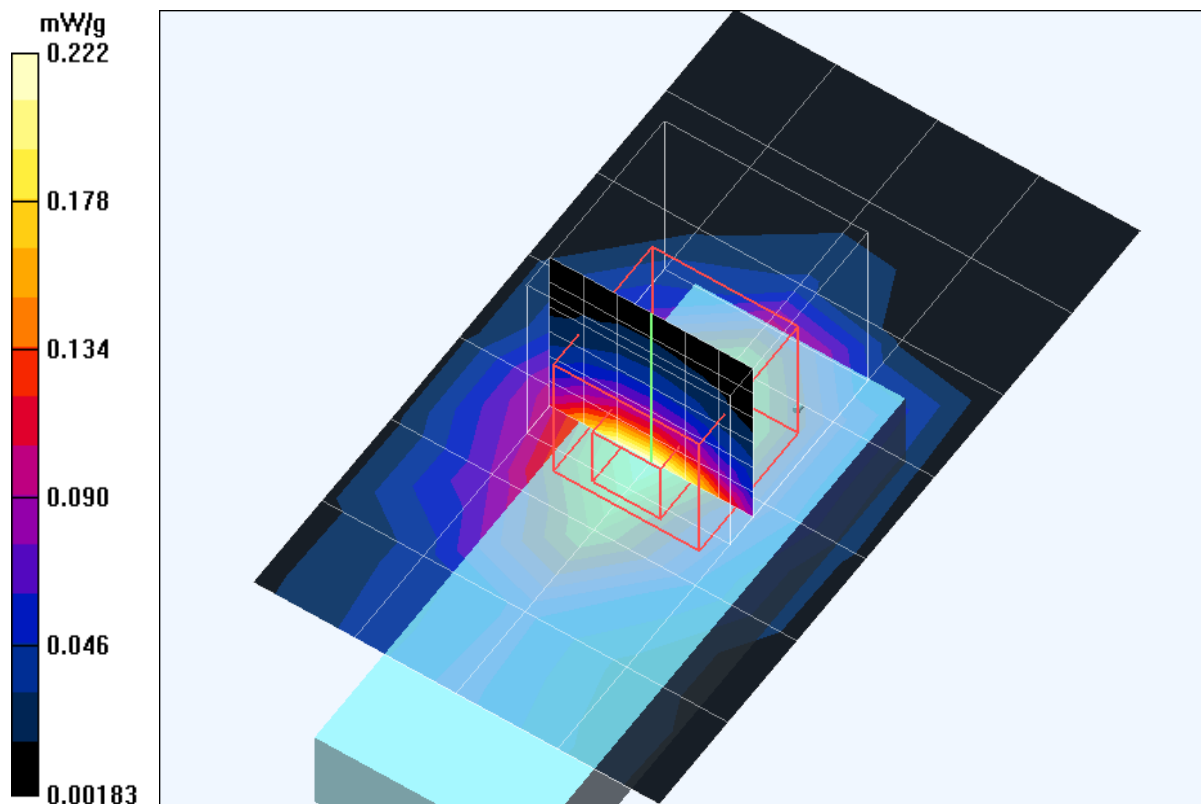
High Channel/Zoon Scan (7x7x7)/Cube 0: Measurement grid: dx=5mm, dy=5mm, dz=5mm

Reference Value = 3.95 V/m; Power Drift = 0.001 dB

Peak SAR (extrapolated) = 0.322 W/kg

SAR(1 g) = 0.190 mW/g; SAR(10 g) = 0.104 mW/g

Maximum value of SAR (measured) = 0.206 mW/g



Test Laboratory: Advance Data Technology

WLG-1501 11g Tip Mode 4 Ch 1

DUT: 108Mbps Super-GTM Wireless Network USB Dongle ; Type: WLG-1501 ; Test Channel Frequency: 2412 MHz

Communication System: 802.11g ; Frequency: 2412 MHz; Duty Cycle: 1:1; Modulation type: OFDM

Medium: MSL2450 Medium parameters used: $f = 2412$ MHz; $\sigma = 1.96$ mho/m; $\epsilon_r = 52.8$; $\rho = 1000$

kg/m³ ; Liquid level : 155 mm

Phantom section: Flat Section ; Separation distance : 0 mm (The tip of the EUT to the Phantom)

Antenna type : Internal Antenna ; Air temp. : 22.0 degrees ; Liquid temp. : 21.0 degrees

DASY4 Configuration:

- Probe: ET3DV6 - SN1687 ; ConvF(4.23, 4.23, 4.23) ; Calibrated: 2004/8/26
- Sensor-Surface: 4mm (Mechanical Surface Detection)
- Electronics: DAE3 Sn510; Calibrated: 2004/8/17
- Phantom: SAM 12; Type: SAM V4.0; Serial: TP 1202
- Measurement SW: DASY4, V4.3 Build 22; Postprocessing SW: SEMCAD, V1.8 Build 127

Low Channel/Area Scan (7x7x1): Measurement grid: dx=15mm, dy=15mm

Maximum value of SAR (measured) = 0.089 mW/g

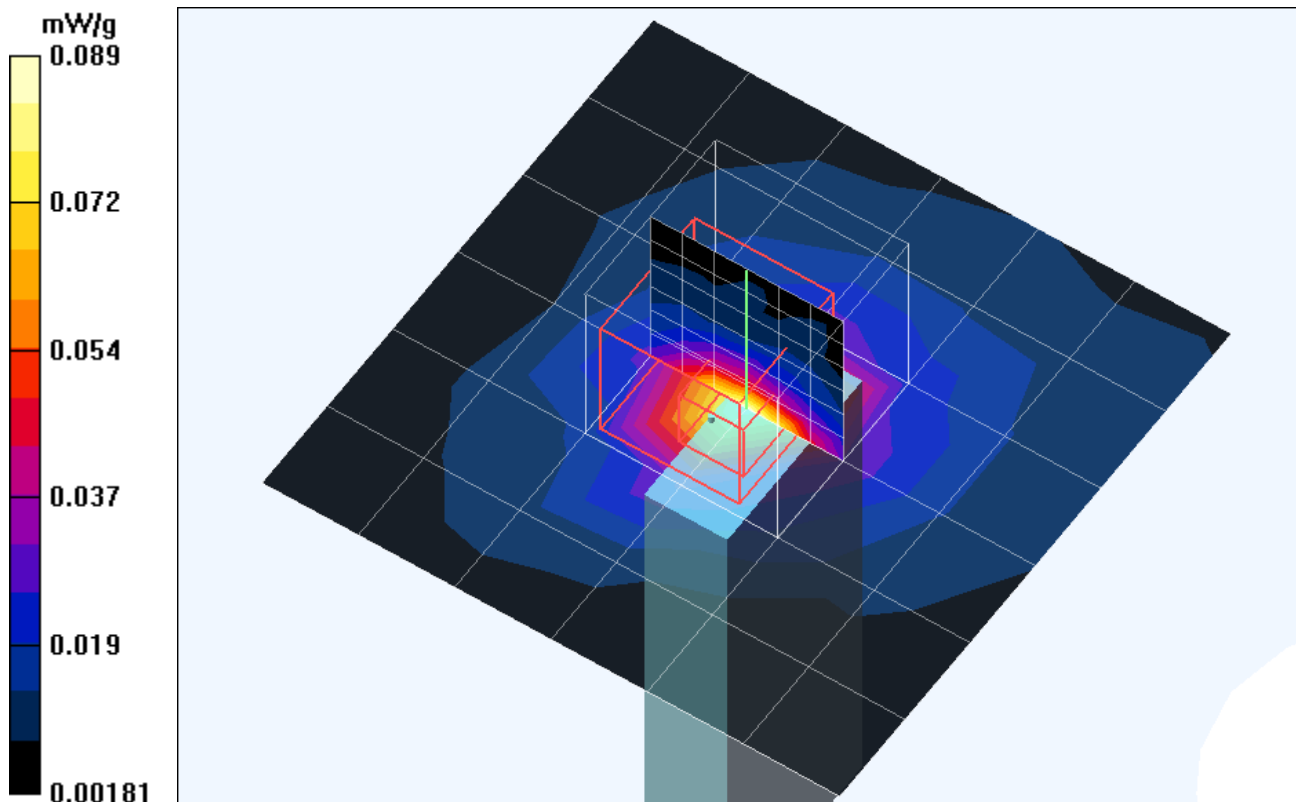
Low Channel/Zoon Scan (7x7x7)/Cube 0: Measurement grid: dx=5mm, dy=5mm, dz=5mm

Reference Value = 7.08 V/m; Power Drift = -0.2 dB

Peak SAR (extrapolated) = 11.9 W/kg

SAR(1 g) = 0.076 mW/g; SAR(10 g) = 0.037 mW/g

Maximum value of SAR (measured) = 0.086 mW/g



Test Laboratory: Advance Data Technology

WLG-1501 11g Tip Mode 4 Ch 6

DUT: 108Mbps Super-GTM Wireless Network USB Dongle ; Type: WLG-1501 ; Test Channel Frequency: 2437 MHz

Communication System: 802.11g ; Frequency: 2437 MHz; Duty Cycle: 1:1; Modulation type: OFDM

Medium: MSL2450 Medium parameters used: $f = 2437$ MHz; $\sigma = 2$ mho/m; $\epsilon_r = 52.8$; $\rho = 1000$

kg/m³ ; Liquid level : 155 mm

Phantom section: Flat Section ; Separation distance : 0 mm (The tip of the EUT to the Phantom)

Antenna type : Internal Antenna ; Air temp. : 22.0 degrees ; Liquid temp. : 21.0 degrees

DASY4 Configuration:

- Probe: ET3DV6 - SN1687 ; ConvF(4.23, 4.23, 4.23) ; Calibrated: 2004/8/26
- Sensor-Surface: 4mm (Mechanical Surface Detection)
- Electronics: DAE3 Sn510; Calibrated: 2004/8/17
- Phantom: SAM 12; Type: SAM V4.0; Serial: TP 1202
- Measurement SW: DASY4, V4.3 Build 22; Postprocessing SW: SEMCAD, V1.8 Build 127

Middle Channel/Area Scan (7x7x1): Measurement grid: dx=15mm, dy=15mm

Maximum value of SAR (measured) = 0.111 mW/g

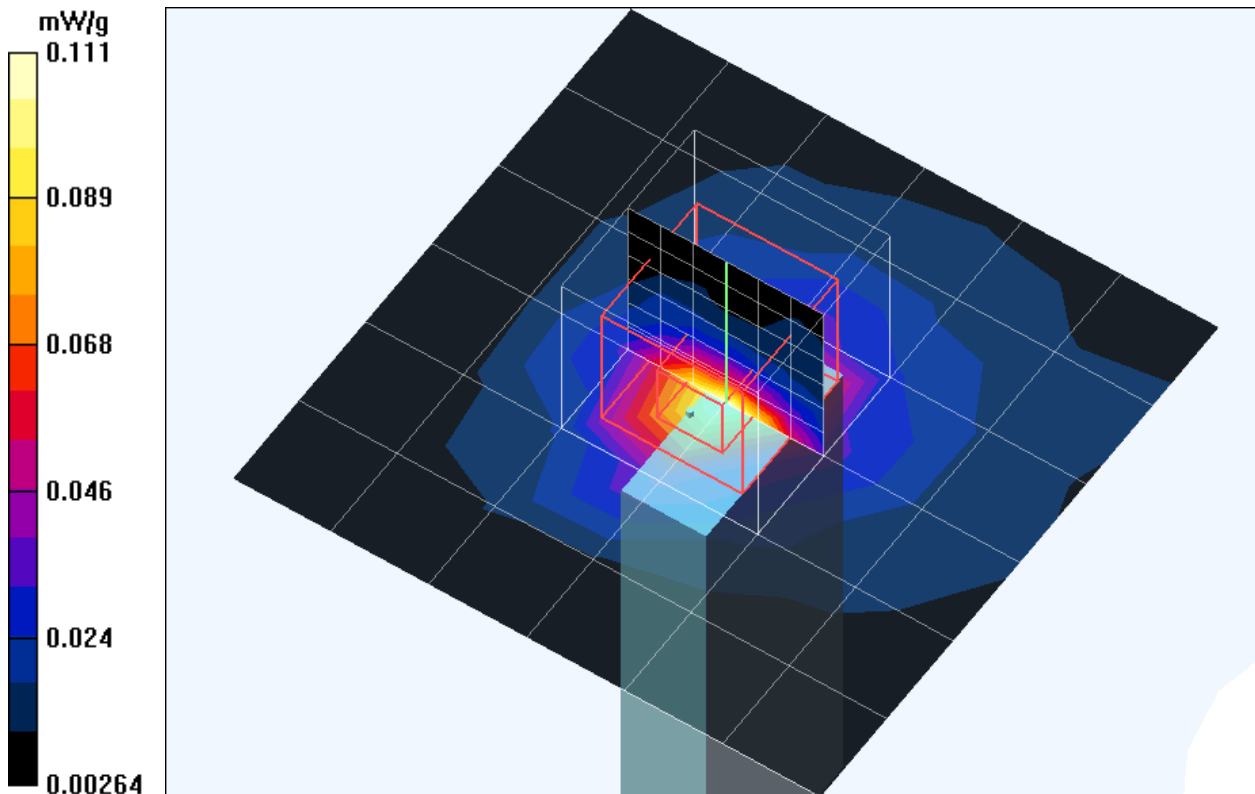
Middle Channel/Zoon Scan (7x7x7)/Cube 0: Measurement grid: dx=5mm, dy=5mm, dz=5mm

Reference Value = 7.75 V/m; Power Drift = -0.2 dB

Peak SAR (extrapolated) = 0.189 W/kg

SAR(1 g) = 0.093 mW/g; SAR(10 g) = 0.042 mW/g

Maximum value of SAR (measured) = 0.106 mW/g



Test Laboratory: Advance Data Technology

WLG-1501 11g Tip Mode 4 Ch 11

DUT: 108Mbps Super-GTM Wireless Network USB Dongle ; Type: WLG-1501 ; Test Channel Frequency: 2462 MHz

Communication System: 802.11g ; Frequency: 2462 MHz; Duty Cycle: 1:1; Modulation type: OFDM

Medium: MSL2450 Medium parameters used: $f = 2462$ MHz; $\sigma = 2.04$ mho/m; $\epsilon_r = 52.8$; $\rho = 1000$

kg/m³ ; Liquid level : 155 mm

Phantom section: Flat Section ; Separation distance : 0 mm (The tip of the EUT to the Phantom)

Antenna type : Internal Antenna ; Air temp. : 22.0 degrees ; Liquid temp. : 21.0 degrees

DASY4 Configuration:

- Probe: ET3DV6 - SN1687 ; ConvF(4.23, 4.23, 4.23) ; Calibrated: 2004/8/26
- Sensor-Surface: 4mm (Mechanical Surface Detection)
- Electronics: DAE3 Sn510; Calibrated: 2004/8/17
- Phantom: SAM 12; Type: SAM V4.0; Serial: TP 1202
- Measurement SW: DASY4, V4.3 Build 22; Postprocessing SW: SEMCAD, V1.8 Build 127

High Channel/Area Scan (7x7x1): Measurement grid: dx=15mm, dy=15mm

Maximum value of SAR (measured) = 0.083 mW/g

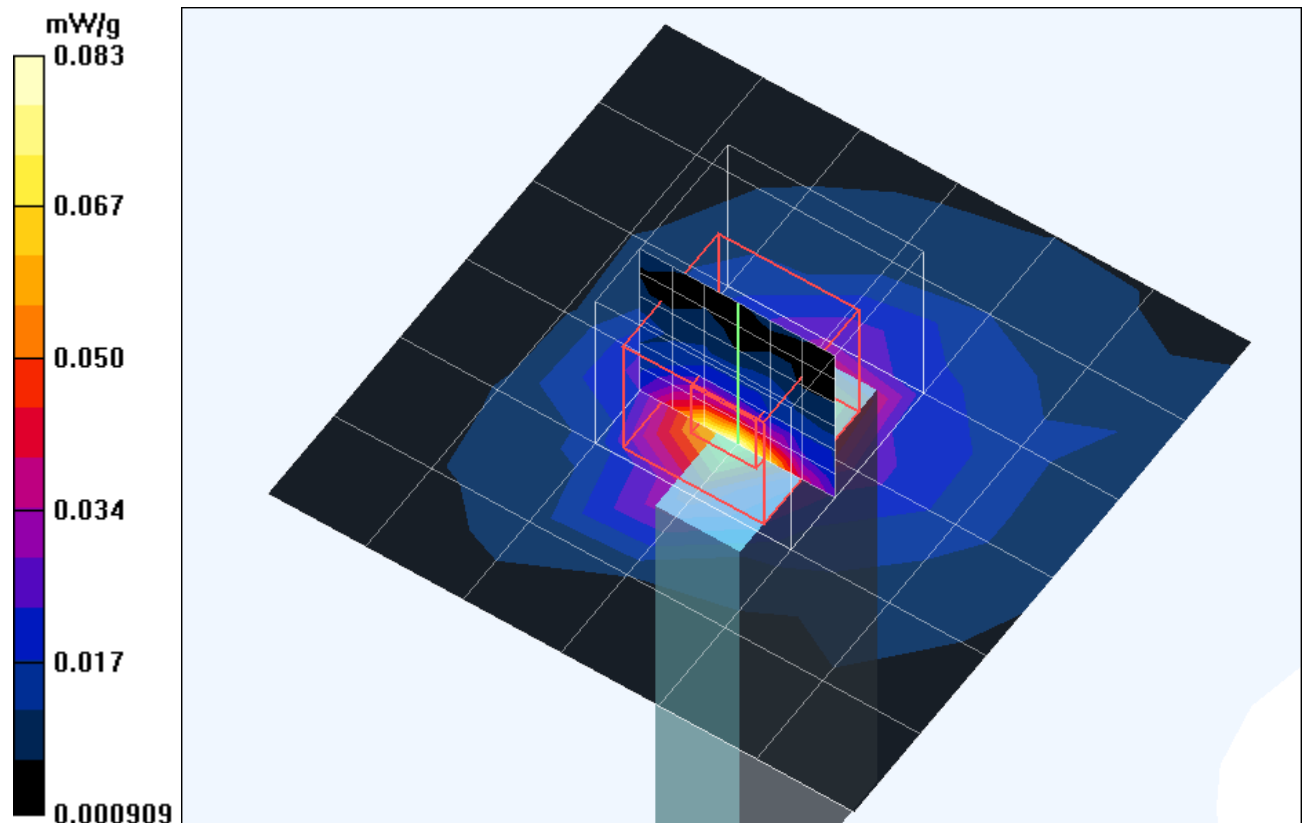
High Channel/Zoon Scan (7x7x7)/Cube 0: Measurement grid: dx=5mm, dy=5mm, dz=5mm

Reference Value = 6.73 V/m; Power Drift = -0.2 dB

Peak SAR (extrapolated) = 274655.4 W/kg

SAR(1 g) = 0.046 mW/g; SAR(10 g) = 0.021 mW/g

Maximum value of SAR (measured) = 0.084 mW/g



A3 : SYSTEM VALIDATION

Date/Time: 10/29/04 15:24:39

Test Laboratory: Advance Data Technology

System Validation Check-MSL 2450MHz

DUT: Dipole 2450 MHz ; Type: D2450V2 ; Test Channel Frequency: 2450 MHz

Communication System: CW ; Frequency: 2450 MHz; Duty Cycle: 1:1; Modulation type: CW
Medium: MSL2450; Medium parameters used: $f = 2450$ MHz; $\sigma = 2.02$ mho/m; $\epsilon_r = 52.8$; $\rho = 1000$

kg/m³ ; Liquid level : 155mm

Phantom section: Flat Section ; Separation distance : 10 mm (The feetpoint of the dipole to the Phantom) Air temp. : 22.0 degrees ; Liquid temp. : 21.0 degrees

DASY4 Configuration:

- Probe: ET3DV6 - SN1687 ; ConvF(4.23, 4.23, 4.23) ; Calibrated: 2004/8/26
- Sensor-Surface: 4mm (Mechanical Surface Detection)
- Electronics: DAE3 Sn510; Calibrated: 2004/8/17
- Phantom: SAM 12; Type: SAM V4.0; Serial: TP 1202
- Measurement SW: DASY4, V4.3 Build 22; Postprocessing SW: SEMCAD, V1.8 Build 127

d=10mm, Pin=250mW/Area Scan (5x6x1): Measurement grid: dx=15mm, dy=15mm
Maximum value of SAR (measured) = 11.6 mW/g

d=10mm, Pin=250mW/Zoom Scan (7x7x7) (7x7x7)/Cube 0: Measurement grid: dx=5mm, dy=5mm, dz=5mm

Reference Value = 82.5 V/m; Power Drift = -0.2 dB

Peak SAR (extrapolated) = 21.4 W/kg

SAR(1 g) = 11.6 mW/g; SAR(10 g) = 5.61 mW/g

Maximum value of SAR (measured) = 13.2 mW/g

