


## **SETUP PHOTOGRAPHS**

This document contains 7 photographs


**Photograph No.1**  
**Setup for spurious emission field strength measurements in the anechoic chamber below 30 MHz**



**Photograph No.2**  
**Setup for carrier and spurious emission field strength measurements in the anechoic chamber in 30 – 1000 MHz range**




**Photograph No.3**  
**Setup for spurious emission field strength measurements in the anechoic chamber above 1000 MHz**



**Photograph No.4**

**Setup for spurious emission field strength measurements in the anechoic chamber, EUT close view**



**Photograph No.5**  
**Setup for carrier field strength measurements at the OATS**





**Photograph No.6**  
**Setup for occupied bandwidth measurements**



**Photograph No.7**  
**Setup for occupied bandwidth measurements**

