

- 1) MBF20 Series Repeater Product labels are generated using the Axell Serial Information System (ASIS) Serial Numbers are assigned according to Part Number and stored in an Electronic database
- 2) Label templates are designed and attached to each Part Number record in the database. Templates contain Frequency Band Information and FCC Identification. This information is locked to the Part Number by the database.
- 3) Production Operators have read only access to the database. Part Numbers, Label Templates and their contents are controlled by Axell Engineering and Configuration management.
- 4) To generate a new serial number login to ASIS (password required) and select Serial Numbers tab. Select the New Button. Enter Operator ID, Part Number and Qty of Labels to generate. Press OK button. Serial Numbers will be generated and added to database.
- 5) Select Print Button, enter Operator ID, select Serial Number Range and press Next. Labels to be printed will appear on the screen which follows. Confirm the Part Number and Serial range to be printed are correct. Press Print button or Cancel. Printed Labels will be output from the defined Printer for the Label template media.
- 6) Attach the Product ID Label (yellow) to the right hand side of MBF20. Position label centrally between the M4 CSK screws, 3mm below the casework edge, with text upright as shown.
- 7) Attach the Standard Serial Number Label (white) immediately to the left of the Product ID Label. Align the bottom edges of both labels leaving a 5mm gap between them.



Date: Wednesday, 12 March 2014

© Axell Wireless 2013

Aerial House
Asheridge Road
Chesham
Buckinghamshire
HP5 2QD United Kingdom

Telephone: +44 (0) 1494 777000
Facsimile: +44 (0) 1494 777002
E-Mail: sales@axellwireless.com
www.axellwireless.com



Product labelling for MBF20 Series

Not to Scale

Drawn by: JRD

Issue: 1

MBF200LB

A4

Page 1 of 2

- 8) Attach the FCC LICENSE WARNING Label to the left hand side of MBF20. Position label centrally between the lid castellations, 3mm below the casework edge, with text upright as shown.
 NOTE: This step is only applicable for US Variants currently MBF2000 to MBF2009 only



Date: Wednesday, 12 March 2014

© Axell Wireless 2013

Aerial House
 Asheridge Road
 Chesham
 Buckinghamshire
 HP5 2QD United Kingdom

Telephone: +44 (0) 1494 777000
 Facsimile: +44 (0) 1494 777002
 E-Mail: sales@axellwireless.com
 www.axellwireless.com



Product labelling for MBF20 Series

Not to Scale

Drawn by: JRD

Issue: 1

MBF200LB

A4

Page 2 of 2

Brother PT-9700PC

Standard 1

Print

Normal Format

104 mm 2 mm

24 mm


Arial 16

B I U A A

A

mm 0 10 20 30 40 50 60 70 80 90 100

24 mm




Model: Description




OPERATING FREQUENCIES AND VOLTAGES

FreqRange
PowerInfo

FCC ID: NEOMB23082319
IC: 8749A-MBF23082319



BARCODE



Origin RegDate



Model: MBF-2308-2319-M-1510

OPERATING FREQUENCIES AND VOLTAGES

817-849, 862-894, 1850-1915, 1930-1995 MHz
15V 3A DC

FCC ID: NEOMBF23082319
IC: 8749A-MBF23082319



MBF2001A/CQRD



Made in uk 2013-10-23



Model: MBF-2308-2319-M-1530

OPERATING FREQUENCIES AND VOLTAGES

817-849, 862-894, 1850-1915, 1930-1995 MHz
15V 3A DC

FCC ID: NEOMBF23082319
IC: 8749A-MBF23082319



MBF2002A/CXYD



Made in uk 2013-11-21



Model: MBF-2308-2319-M-1550

OPERATING FREQUENCIES AND VOLTAGES

817-849, 862-894, 1850-1915, 1930-1995 MHz
15V 3A DC

FCC ID: NEOMBF23082319
IC: 8749A-MBF23082319



MBF2003A/CYPL



Made in uk 2013-11-26



Model: MBF-2308-2319-M-1570

OPERATING FREQUENCIES AND VOLTAGES

817-849, 862-894, 1850-1915, 1930-1995 MHz
15V 3A DC

FCC ID: NEOMBF23082319
IC: 8749A-MBF23082319



MBF2004A/CYPN



Made in uk 2013-11-26



Model: MBF-2308-2319-M-1590

OPERATING FREQUENCIES AND VOLTAGES

817-849, 862-894, 1850-1915, 1930-1995 MHz
15V 3A DC

FCC ID: NEOMBF23082319
IC: 8749A-MBF23082319



MBF2005A/CYPJ



Made in uk 2013-11-26

WARNING. This is NOT a CONSUMER device.

It is designed for installation by FCC LICENSEES and QUALIFIED INSTALLERS. You MUST have an FCC LICENSE or express consent of an FCC LICENSEE to operate this device. Unauthorized use may result in significant forfeiture penalties, including penalties in excess of \$100,000 for each continuing violation.