



4.3. In-Line BDA Rack Mount 80-301406 Illustrations

4.3.1. Rack 1 Front View



A	Downlink Input Shelf 80-301407
B	Uplink Input Shelf 80-301407
C	Uplink Output Shelf 80-301407
D	UHF Highband Amplifier Shelf 80-301410
E	UHF Midband Amplifier Shelf 80-301410
F	UHF Lowband Amplifier Shelf 80-301410
G	VHF Amplifier Shelf 80-301409
H	PSU Shelf
I	PSU Modules
J	2U Blanking Panel
K	1U Blanking panel

4.3.2. Rack 1 Rear View



A	Downlink Input Shelf 80-301407
B	Uplink Input Shelf 80-301407
C	Uplink Output Shelf 80-301407
D	UHF Highband Amplifier Shelf 80-301410
E	UHF Midband Amplifier Shelf 80-301410
F	UHF Lowband Amplifier Shelf 80-301410
G	VHF Amplifier Shelf 80-301409
H	PSU Shelf
I	Rack Interconnections


4.3.3. Rack 2 Front View



A	Downlink Output Shelf 80-301408
B	800MHz Amplifier Shelf 80-301411
C	4U Blanking panel
D	1U Blanking panel

4.3.4. Rack 2 Rear View

Top part of rack only



A	Downlink Output Shelf 80-301408
B	800MHz Amplifier Shelf 80-301411
C	Rack Interconnections