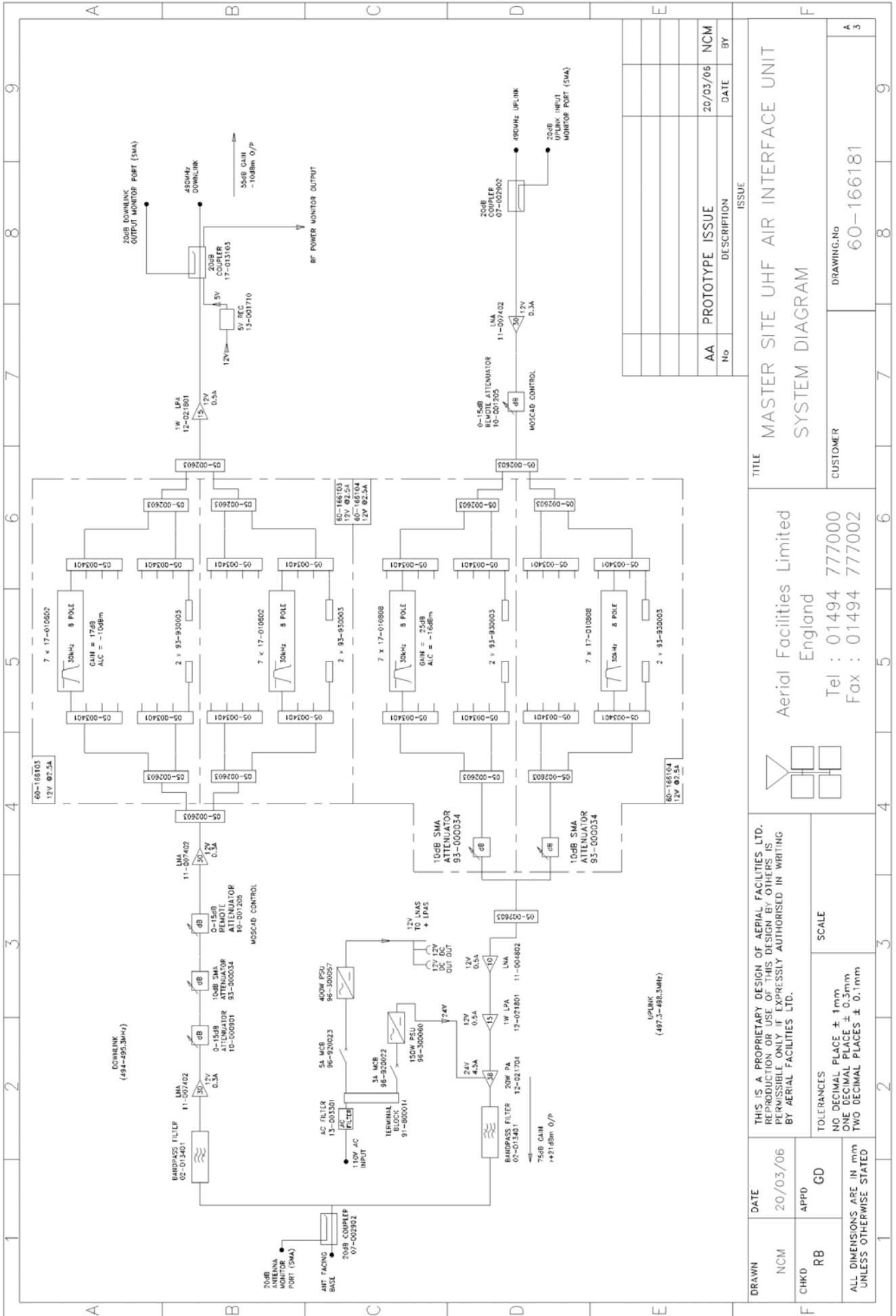


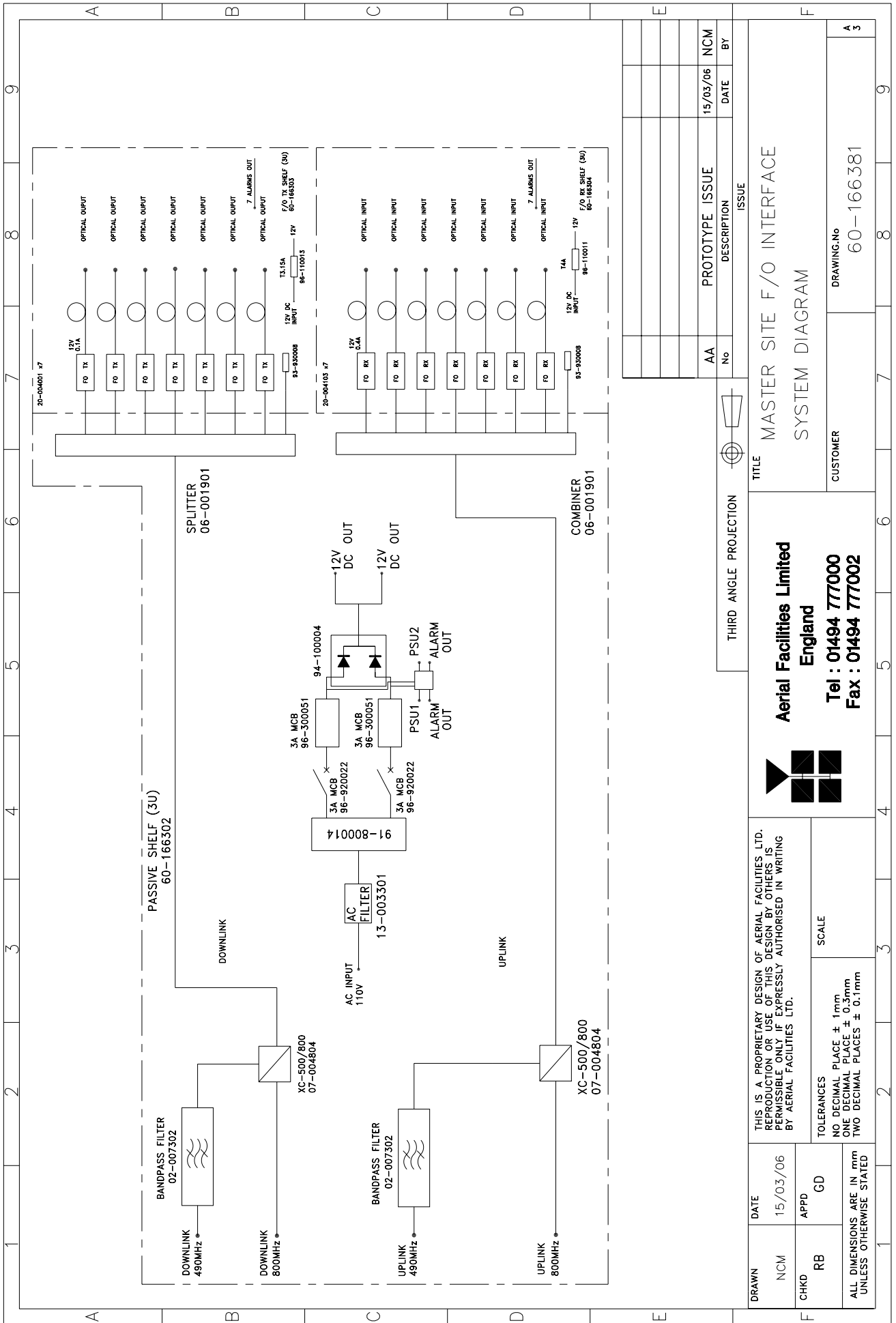
3.5 Air Interface System Diagram, Drg. No. 60-166181



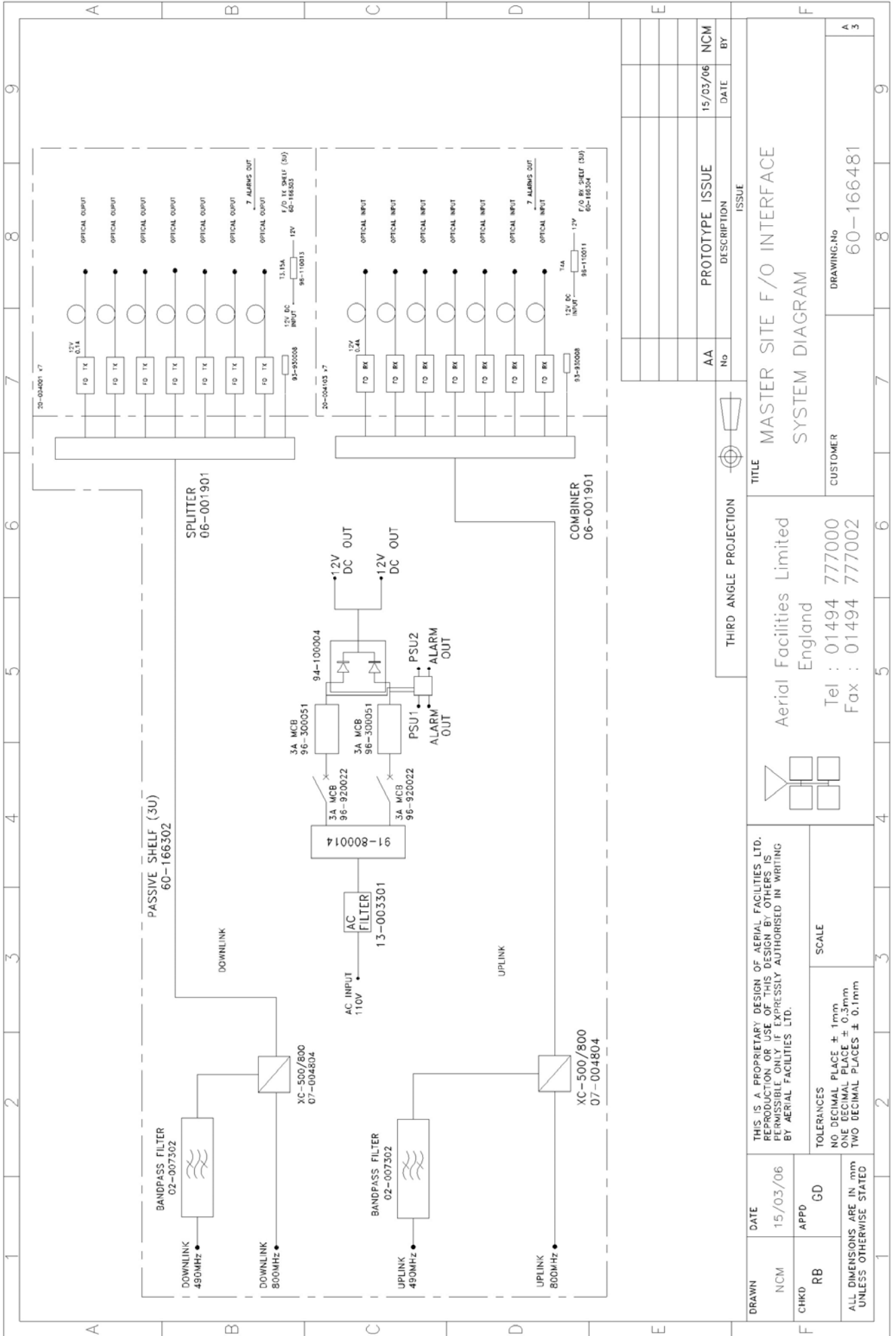
No	DESCRIPTION	ISSUE	DATE	BY
AA	PROTOTYPE ISSUE		20/03/06	NCM

TITLE		MASTER SITE UHF AIR INTERFACE UNIT		
CUSTOMER		DRAWING No 60-166181		
Aerial Facilities Limited England		Tel : 01494 777000 Fax : 01494 777002		

<p>THIS IS A PROPRIETARY DESIGN OF AERIAL FACILITIES LTD. REPRODUCTION OR USE OF THIS DESIGN BY OTHERS IS PERMISSIBLE ONLY IF EXPRESSLY AUTHORISED IN WRITING BY AERIAL FACILITIES LTD.</p>	<p>TOLERANCES NO DECIMAL PLACE ± 1mm ONE DECIMAL PLACE ± 0.3mm TWO DECIMAL PLACES ± 0.1mm UNLESS OTHERWISE STATED</p>	<p>SCALE</p>
<p>DRAWN NCM</p>	<p>DATE 20/03/06</p>	<p>APPD GD</p>



3.7 FO Interface System Diagram, Drg. No. 60-166481



THIRD ANGLE PROJECTION		ISSUE	
AA	No	PROTOTYPE ISSUE	DATE
			15/03/06
			BY
			NCM
TITLE MASTER SITE F/O INTERFACE SYSTEM DIAGRAM			
CUSTOMER		DRAWING.No	
Aerial Facilities Limited England		60-166481	
Tel : 01494 777000		A	
Fax : 01494 777002		3	

THIS IS A PROPRIETARY DESIGN OF AERIAL FACILITIES LTD.  
REPRODUCTION OR USE OF THIS DESIGN BY OTHERS IS  
PERMISSIBLE ONLY IF EXPRESSLY AUTHORISED IN WRITING  
BY AERIAL FACILITIES LTD.

TOLERANCES  
NO DECIMAL PLACE ± 1mm  
ONE DECIMAL PLACE ± 0.3mm  
TWO DECIMAL PLACES ± 0.1mm  
UNLESS OTHERWISE STATED

SCALE