



## **SETUP PHOTOGRAPHS**

This document contains 7 photographs


**Photograph No.1**  
**Peak output power measurement setup**




**Photograph No.2**  
**Occupied bandwidth, out-of-band rejection, emission mask measurement setup**




**Photograph No.3**  
**Spurious emissions measurement setup in the semi anechoic chamber below 30 MHz**



**Photograph No.4**  
**Spurious emissions measurement setup in the semi anechoic chamber in 30 -1000 MHz**



**Photograph No.5**  
**Spurious emissions measurement setup in the semi anechoic chamber above 1 GHz**



**Photograph No.6**  
**AGC threshold level test setup**



**Photograph No.7**  
**Frequency stability test setup**

