

# FCC Radio Test Report

FCC ID : NDD9578892207  
Equipment : Access Point  
Brand Name : EDIMAX  
Model Name : EW-7889WAX  
Applicant : Edimax Technology Co., Ltd.  
No.278, Xinhua 1st Rd., Neihu Dist, Taipei City, Taiwan  
Manufacturer : Edimax Technology Co., Ltd.  
No.278, Xinhua 1st Rd., Neihu Dist, Taipei City, Taiwan  
Standard : 47 CFR FCC Part 15.247

The product was received on Jun. 24, 2022, and testing was started from Jul. 19, 2022 and completed on Jan. 18, 2023. We, SPORTON INTERNATIONAL INC. Hsinhua Laboratory, would like to declare that the tested sample has been evaluated in accordance with the procedures given in ANSI C63.10-2013 and shown compliance with the applicable technical standards.

The test results in this report apply exclusively to the tested model / sample. Without written approval of SPORTON INTERNATIONAL INC. Hsinhua Laboratory, the test report shall not be reproduced except in full.



Approved by: Jackson Tsai

**SPORTON INTERNATIONAL INC. Hsinhua Laboratory**

No.52, Huaya 1st Rd., Guishan Dist., Taoyuan City 333411, Taiwan (R.O.C.)



# Table of Contents

**HISTORY OF THIS TEST REPORT .....3**

**SUMMARY OF TEST RESULT .....4**

**1 GENERAL DESCRIPTION .....5**

1.1 Information.....5

1.2 Testing Applied Standards .....8

1.3 Testing Location Information .....8

1.4 Measurement Uncertainty .....8

**2 TEST CONFIGURATION OF EUT.....9**

2.1 Test Channel Mode .....9

2.2 The Worst Case Measurement Configuration.....11

2.3 Accessories .....12

2.4 Support Equipment.....12

2.5 Test Setup Diagram .....13

**3 TRANSMITTER TEST RESULT .....14**

3.1 AC Power-line Conducted Emissions .....14

3.2 DTS Bandwidth.....16

3.3 Maximum Conducted Output Power .....17

3.4 Power Spectral Density .....19

3.5 Emissions in Non-restricted Frequency Bands .....20

3.6 Emissions in Restricted Frequency Bands.....21

**4 TEST EQUIPMENT AND CALIBRATION DATA.....25**

**APPENDIX A. TEST RESULTS OF AC POWER-LINE CONDUCTED EMISSIONS**

**APPENDIX B. TEST RESULTS OF DTS BANDWIDTH**

**APPENDIX C. TEST RESULTS OF MAXIMUM CONDUCTED OUTPUT POWER**

**APPENDIX D. TEST RESULTS OF POWER SPECTRAL DENSITY**

**APPENDIX E. TEST RESULTS OF EMISSIONS IN NON-RESTRICTED FREQUENCY BANDS**

**APPENDIX F. TEST RESULTS OF EMISSIONS IN RESTRICTED FREQUENCY BANDS**

**APPENDIX G. TEST RESULTS OF RADIATED EMISSION CO-LOCATION**

**APPENDIX H. TEST PHOTOS**

**PHOTOGRAPHS OF EUT V02**



## History of this test report

Report No.	Version	Description	Issued Date
FR260703AC	01	Initial issue of report	Feb. 17, 2023
FR260703AC	02	Photographs of EUT was updated (This report is the latest version replacing for the report issued on Feb. 17, 2023)	Mar. 06, 2023
FR260703AC	03	Revised typo. (This report is the latest version replacing for the report issued on Mar. 06, 2023)	Mar. 15, 2023



### Summary of Test Result

Report Clause	Ref. Std. Clause	Test Items	Result (PASS/FAIL)	Remark
1.1.2	15.203	Antenna Requirement	PASS	-
3.1	15.207	AC Power-line Conducted Emissions	PASS	-
3.2	15.247(a)	DTS Bandwidth	PASS	-
3.3	15.247(b)	Maximum Conducted Output Power	PASS	-
3.4	15.247(e)	Power Spectral Density	PASS	-
3.5	15.247(d)	Emissions in Non-restricted Frequency Bands	PASS	-
3.6	15.247(d)	Emissions in Restricted Frequency Bands	PASS	-

Note: From Sporton Project No.:FR260616AC.

<b>Declaration of Conformity:</b>
The test results with all measurement uncertainty excluded are presented in accordance with the regulation limits or requirements declared by manufacturers.
<b>Comments and explanations:</b>
The EUT supports beamforming and CDD modes, and the CDD mode is the worst case. Therefore, all test items are evaluated in the report. The beamforming mode only evaluates the output power.

Reviewed by: Ryan Hsiao

Report Producer: Michelle Tsai

# 1 General Description

## 1.1 Information

### 1.1.1 RF General Information

Frequency Range (MHz)	IEEE Std. 802.11	Ch. Frequency (MHz)	Channel Number
2400-2483.5	b, g, n (HT20), VHT20, ax(HEW20)	2412-2462	1-11 [11]
2400-2483.5	n (HT40), VHT40, ax(HEW40)	2422-2452	3-9 [7]

#### Non-Beamforming

Band	Mode	BWch (MHz)	Nant
2.4-2.4835GHz	802.11b	20	4TX
2.4-2.4835GHz	802.11g	20	4TX
2.4-2.4835GHz	802.11ax HEW20	20	4TX
2.4-2.4835GHz	802.11ax HEW40	40	4TX

#### Beamforming

Band	Mode	BWch (MHz)	Nant
2.4-2.4835GHz	802.11ax HEW20-BF	20	4TX
2.4-2.4835GHz	802.11ax HEW40-BF	40	4TX

Note:

- ◆ 11b mode uses a combination of DSSS-DBPSK, DQPSK, CCK modulation.
- ◆ 11g, HT20 and HT40 use a combination of OFDM-BPSK, QPSK, 16QAM, 64QAM modulation.
- ◆ VHT20, VHT40 use a combination of OFDM-BPSK, QPSK, 16QAM, 64QAM, 256QAM modulation.
- ◆ HEW20, HEW40 use a combination of OFDMA-BPSK, QPSK, 16QAM, 64QAM, 256QAM, 1024QAM modulation.
- ◆ BWch is the nominal channel bandwidth.



1.1.2 Antenna Information

Ant.	Brand	Model Name	Antenna Type	Connector	Support
1	Grand-Tek	DB-1	PIFA	I-Pex	2.4G+5G
2	Grand-Tek	DB-2	PIFA	I-Pex	2.4G+5G
3	Grand-Tek	DB-3	PIFA	I-Pex	2.4G+5G
4	Grand-Tek	DB-4	PIFA	I-Pex	2.4G+5G

Ant.	Port	Gain (dBi)	
		2.4G	5G
1	1	5.1	6.2
2	2	5.4	4.8
3	3	5.1	4.7
4	4	4.7	5.7

Note 1: The EUT has four antennas.

**For 2.4GHz function:**

For IEEE 802.11 b/g/n/VHT/ax mode (4TX/4RX)

Ant. 1 (port 1), Ant. 2 (port 2), Ant. 3 (port 3) and Ant. 4 (port 4) could transmit/receive simultaneously.

**For 5GHz function:**

For IEEE 802.11 a/n/ac/ax mode (4TX/4RX)

Ant. 1 (port 1), Ant. 2 (port 2), Ant. 3 (port 3) and Ant. 4 (port 4) could transmit/receive simultaneously.

Note 2: Directional gain informaion

	Maximum Output Power	Power Spectral Density
<b>Non-BF</b>	Directional gain = Max.gain + array gain. For power measurements on IEEE 802.11 devices Array Gain = 0 dB (i.e., no array gain) for N ANT ≤ 4	$DirectionalGain = 10 \cdot \log \left[ \frac{\sum_{j=1}^{N_{SS}} \left\{ \sum_{k=1}^{N_{ANT}} g_{j,k} \right\}^2}{N_{ANT}} \right]$
<b>BF</b>	$DirectionalGain = 10 \cdot \log \left[ \frac{\sum_{j=1}^{N_{SS}} \left\{ \sum_{k=1}^{N_{ANT}} g_{j,k} \right\}^2}{N_{ANT}} \right]$	$DirectionalGain = 10 \cdot \log \left[ \frac{\sum_{j=1}^{N_{SS}} \left\{ \sum_{k=1}^{N_{ANT}} g_{j,k} \right\}^2}{N_{ANT}} \right]$



1.1.3 EUT Information

Operational Condition			
EUT Power Type	From PoE		
EUT Function	<input checked="" type="checkbox"/> Point-to-multipoint	<input type="checkbox"/> Point-to-point	
Beamforming Function	<input checked="" type="checkbox"/> With beamforming	<input type="checkbox"/> Without beamforming	
Resource Unit(802.11ax)	<input checked="" type="checkbox"/> Full RU	<input type="checkbox"/> Partial RU	
Type of EUT			
<input checked="" type="checkbox"/>	Stand-alone		
<input type="checkbox"/>	Combined (EUT where the radio part is fully integrated within another device)		
	Combined Equipment - Brand Name / Model No.:	...	
<input type="checkbox"/>	Plug-in radio (EUT intended for a variety of host systems)		
	Host System - Brand Name / Model No.:	...	
<input type="checkbox"/>	Other:		

1.1.4 Mode Test Duty Cycle

Non-Beamforming

Mode	DC	DCF(dB)	T(s)	VBW(Hz) ≥ 1/T
802.11b_Nss1,(1Mbps)_4TX	0.807	0.93	688.75u	3k
802.11g_Nss1,(6Mbps)_4TX	0.939	0.27	1.977m	1k
802.11ax HEW20_Nss1,(MCS0)_4TX	0.981	0.08	n/a (DC>=0.98)	n/a (DC>=0.98)
802.11ax HEW40_Nss1,(MCS0)_4TX	0.966	0.15	3.697m	300

Beamforming

Mode	DC	DCF(dB)	T(s)	VBW(Hz) ≥ 1/T
802.11ax HEW20-BF_Nss1,(MCS0)_4TX	0.981	0.08	n/a (DC>=0.98)	n/a (DC>=0.98)
802.11ax HEW40-BF_Nss1,(MCS0)_4TX	0.966	0.15	3.697m	300

Note. If DC < 0.98, the DCF was added while measuring Output power and PSD.

## 1.2 Testing Applied Standards

According to the specifications of the manufacturer, the EUT must comply with the requirements of the following standards:

- ♦ 47 CFR FCC Part 15
- ♦ ANSI C63.10-2013

The following reference test guidance is not within the scope of accreditation of TAF:

- ♦ KDB 662911 D01 v02r01
- ♦ KDB 414788 D01 v01r01

## 1.3 Testing Location Information

Test Lab. : Sporton International Inc. Hsinhua Laboratory				
<input checked="" type="checkbox"/>	Hsinhua (TAF: 3785)	ADD: No.52, Huaya 1st Rd., Guishan Dist., Taoyuan City 333411, Taiwan (R.O.C.)		
		TEL: 886-3-327-3456	FAX: 886-3-327-0973	
Test site Designation No. TW3785 with FCC.				
Test Condition	Test Site No.	Test Engineer	Test Environment	Test Date
AC Conduction	CO04-HY	Wayne Chiu	21.2~21.6°C / 55~57%	01/Aug/2022
RF Conducted (Non-Beamforming)	TH07-HY	Yuna Lin	20.1~26.9°C / 50~60%	02/Aug/2022~15/Aug/2022
RF Conducted (Beamforming)	TH07-HY	Yuna Lin	22.9~25.6°C / 50~58%	23/Aug/2022
<input checked="" type="checkbox"/>	Wen 33rd.St. (TAF: 3785)	ADD: No.14-1, Ln. 19, Wen 33rd St., Guishan Dist., Taoyuan City 333010, Taiwan (R.O.C.)		
		TEL: 886-3-318-0787	FAX: 886-3-318-0287	
Test site Designation No. TW0008 with FCC.				
Test Condition	Test Site No.	Test Engineer	Test Environment	Test Date
Radiated	03CH09-HY	Lego Lin	22.6~26.1°C / 48~56%	19/Jul/2022~08/Nov/2022
Radiated (Co-location)	03CH09-HY	Lego Lin	21.5~23.4°C / 42~53%	18/Jan/2023

## 1.4 Measurement Uncertainty

ISO/IEC 17025 requires that an estimate of the measurement uncertainties associated with the emissions test results be included in the report. The measurement uncertainties given below are based on a 95% confidence level (based on a coverage factor (k=2))

Test Items	Uncertainty	Remark
AC Power-line Conducted Emissions	4.53 dB	Confidence levels of 95%
Bandwidth	3 MHz	Confidence levels of 95%
Maximum Conducted Output Power	2 dB	Confidence levels of 95%
Power Spectral Density	2 dB	Confidence levels of 95%
Emissions in Non-restricted Frequency Bands	0.14 dB	Confidence levels of 95%
Emissions in Restricted Frequency Bands	4.8 dB	Confidence levels of 95%
Receiver Radiated Unwanted Emissions	4.8 dB	Confidence levels of 95%
Temperature	0.41 °C	Confidence levels of 95%
Humidity	3.4 %	Confidence levels of 95%





## 2 Test Configuration of EUT

### 2.1 Test Channel Mode

Test Software Version	QDART-Connectivity1.0-00089
-----------------------	-----------------------------

#### Non-Beamforming

Mode	Power Setting
802.11b_Nss1,(1Mbps)_4TX	-
2412MHz	21
2417MHz	22
2437MHz	22
2457MHz	23
2462MHz	22.5
802.11g_Nss1,(6Mbps)_4TX	-
2412MHz	18
2417MHz	22
2437MHz	23.5
2457MHz	23.5
2462MHz	20
802.11ax HEW20_Nss1,(MCS0)_4TX	-
2412MHz	18.5
2417MHz	21
2437MHz	24
2457MHz	22
2462MHz	18
802.11ax HEW40_Nss1,(MCS0)_4TX	-
2422MHz	16
2427MHz	16
2437MHz	17.5
2447MHz	17
2452MHz	16






Beamforming

Mode	Power Setting
802.11ax HEW20-BF_Nss1,(MCS0)_4TX	-
2412MHz	18.5
2417MHz	18.5
2437MHz	19
2457MHz	18.5
2462MHz	18
802.11ax HEW40-BF_Nss1,(MCS0)_4TX	-
2422MHz	16
2427MHz	16
2437MHz	17.5
2447MHz	17
2452MHz	16

## 2.2 The Worst Case Measurement Configuration

The Worst Case Mode for Following Conformance Tests	
Tests Item	AC power-line conducted emissions
Condition	AC power-line conducted measurement for line and neutral Test Voltage: 120Vac / 60Hz
Operating Mode	CTX
1	PoE mode

The Worst Case Mode for Following Conformance Tests	
Tests Item	DTS Bandwidth Maximum Conducted Output Power Power Spectral Density Emissions in Non-restricted Frequency Bands
Test Condition	Conducted measurement at transmit chains

The Worst Case Mode for Following Conformance Tests			
Tests Item	Emissions in Restricted Frequency Bands		
Test Condition	Radiated measurement If EUT consist of multiple antenna assembly (multiple antenna are used in EUT regardless of spatial multiplexing MIMO configuration), the radiated test should be performed with highest antenna gain of each antenna type.		
Operating Mode < 1GHz	CTX		
1	PoE mode		
Operating Mode > 1GHz	CTX		
Orthogonal Planes of EUT	X Plane	Y Plane	Z Plane
			
Worst Planes of EUT	V		



The Worst Case Mode for Following Conformance Tests	
Tests Item	Simultaneous Transmission Analysis
Test Condition	Radiated measurement
Operating Mode	Normal Link
1	WLAN 2.4GHz+WLAN 5GHz
Refer to Appendix G for Radiated Emission Co-location.	

The Worst Case Mode for Following Conformance Tests	
Tests Item	Simultaneous Transmission Analysis
Operating Mode	CTX
1	WLAN 2.4GHz+WLAN 5GHz
Refer to Sporton Test Report No.: FA260616 for Co-location RF Exposure Evaluation.	

### 2.3 Accessories

Accessories			
Wall Mount*2	Brand Name	-	Model Name
			-

Reminder: Regarding to more detail and other information, please refer to user manual.

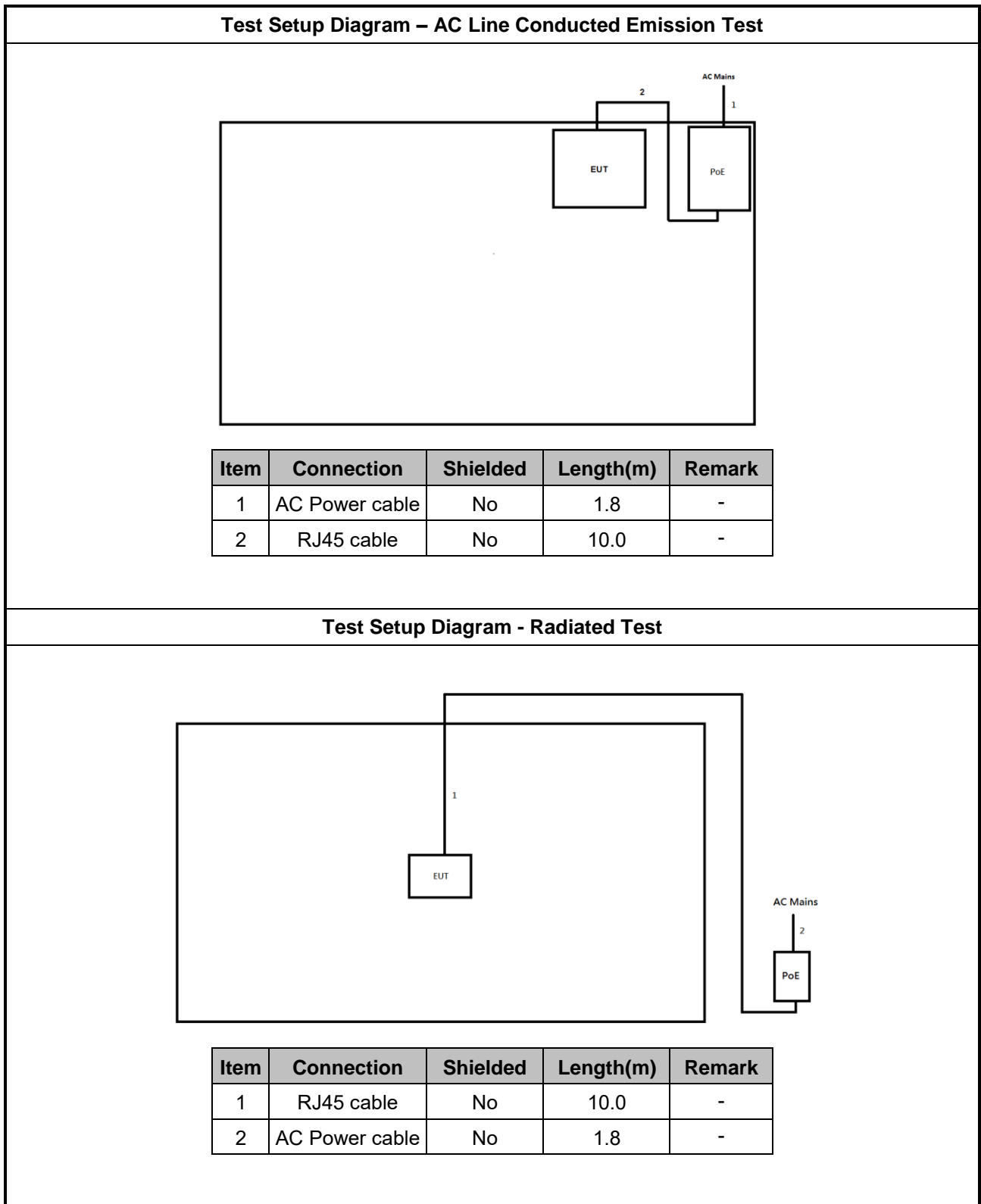
### 2.4 Support Equipment

Support Equipment – AC Conduction					
No.	Equipment	Brand Name	Model Name	FCC ID	Remark
1	RJ45 Cable	Power Sync	CAT-6E-10	-	-
2	PoE	LINKSYS	PI021A	-	Provided by Customer
3	AC Power Cable	Power Sync	TPCMRN0018	-	-

Support Equipment – Conducted					
No.	Equipment	Brand Name	Model Name	FCC ID	Remark
1	Notebook	DELL	E5410	-	-
2	Adapter for NB	DELL	HA65NM130	-	-

Support Equipment – Radiated					
No.	Equipment	Brand Name	Model Name	FCC ID	Remark
1	PoE (remote)	LINKSYS	PI021A	-	Provided by Customer
2	AC Power Cable (remote)	Power sync	TPCMRN0018	-	-

## 2.5 Test Setup Diagram



### 3 Transmitter Test Result

#### 3.1 AC Power-line Conducted Emissions

##### 3.1.1 AC Power-line Conducted Emissions Limit

AC Power-line Conducted Emissions Limit		
Frequency Emission (MHz)	Quasi-Peak	Average
0.15-0.5	66 - 56 *	56 - 46 *
0.5-5	56	46
5-30	60	50

Note 1: \* Decreases with the logarithm of the frequency.

##### 3.1.2 Measuring Instruments

Refer a test equipment and calibration data table in this test report.

##### 3.1.3 Test Procedures

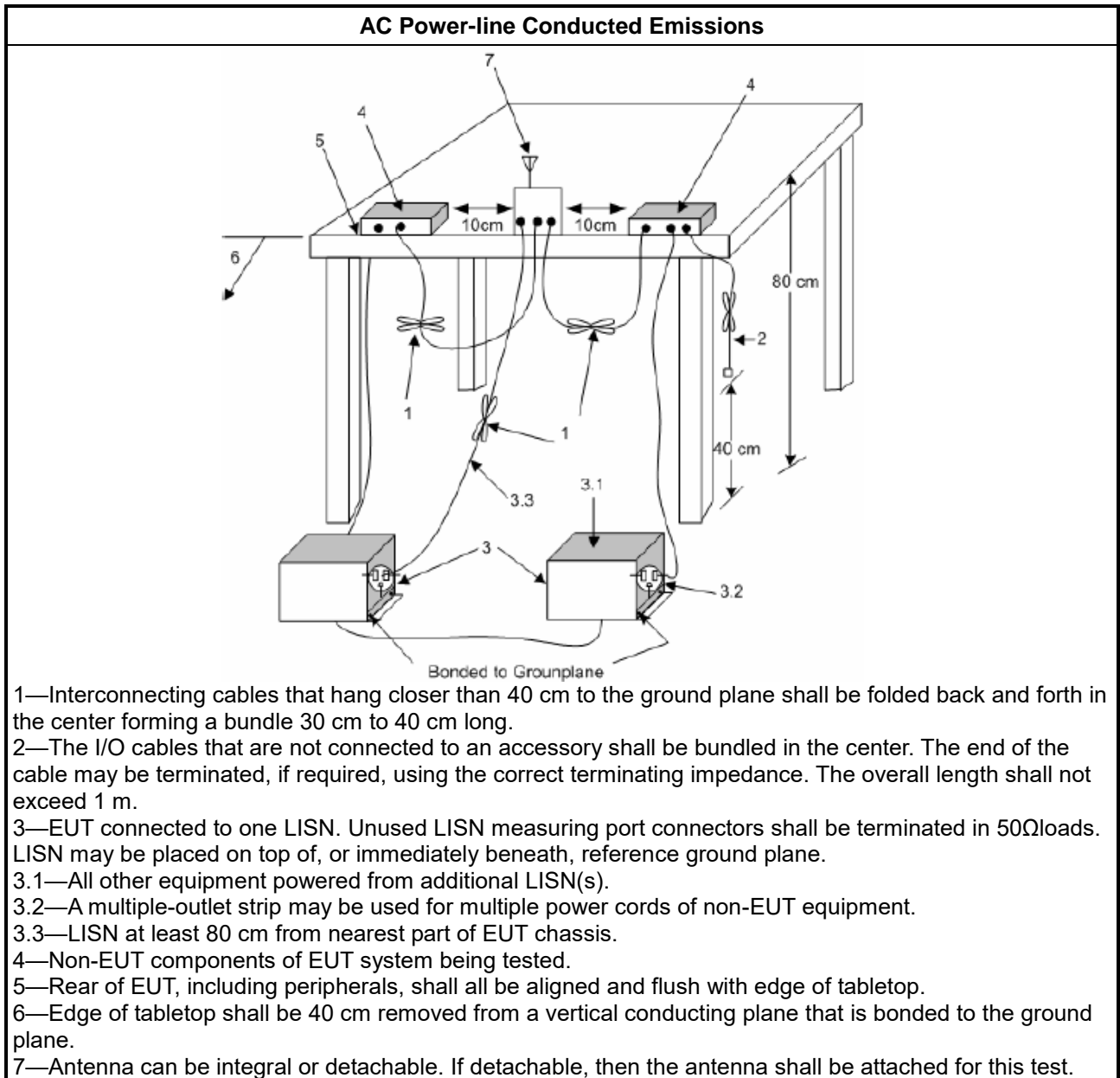
Test Method
<input checked="" type="checkbox"/> Refer as ANSI C63.10-2013, clause 6.2 for AC power-line conducted emissions.

##### 3.1.4 Measurement Results Calculation

The measured Level is calculated using:

Corrected Reading: Raw(Read Level) + LISN(LISN Factor) + CL(Cable Loss) + AT(Attenuator).

### 3.1.5 Test Setup



### 3.1.6 Test Result of AC Power-line Conducted Emissions

Refer as Appendix A

### 3.2 DTS Bandwidth

#### 3.2.1 6dB Bandwidth Limit

6dB Bandwidth Limit
<b>Systems using digital modulation techniques:</b>
<ul style="list-style-type: none"> <li>▪ 6 dB bandwidth <math>\geq</math> 500 kHz.</li> </ul>

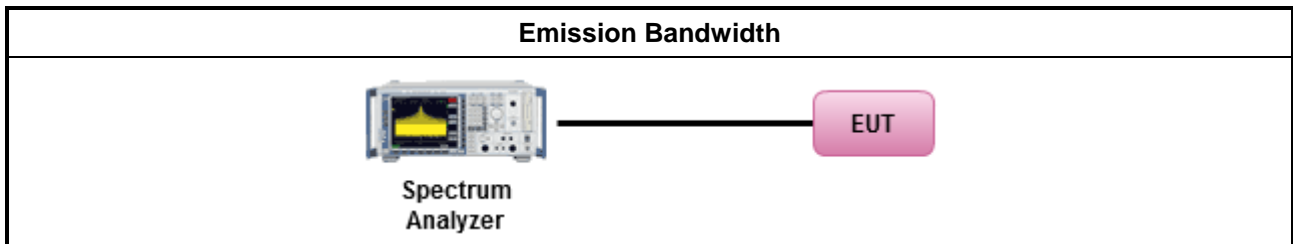
#### 3.2.2 Measuring Instruments

Refer a test equipment and calibration data table in this test report.

#### 3.2.3 Test Procedures

Test Method
<ul style="list-style-type: none"> <li>▪ For the emission bandwidth shall be measured using one of the options below:</li> </ul>
<input checked="" type="checkbox"/> Refer as KDB 558074. clause 8.2 (11.8 of ANSI C63.10) DTS bandwidth measurement.
<input type="checkbox"/> Refer as RSS-Gen, clause 6.7 for occupied bandwidth testing.
<input type="checkbox"/> Refer as ANSI C63.10, clause 6.9.3 for occupied bandwidth testing.

#### 3.2.4 Test Setup



#### 3.2.5 Test Result of Emission Bandwidth

Refer as Appendix B



### 3.3 Maximum Conducted Output Power

#### 3.3.1 Maximum Conducted Output Power Limit

Maximum Conducted Output Power Limit	
	<ul style="list-style-type: none"> <li>▪ If <math>G_{TX} \leq 6</math> dBi, then <math>P_{Out} \leq 30</math> dBm (1 W)</li> </ul>
	<ul style="list-style-type: none"> <li>▪ Point-to-multipoint systems (P2M): If <math>G_{TX} &gt; 6</math> dBi, then <math>P_{Out} = 30 - (G_{TX} - 6)</math> dBm</li> </ul>
	<ul style="list-style-type: none"> <li>▪ Point-to-point systems (P2P): If <math>G_{TX} &gt; 6</math> dBi, then <math>P_{Out} = 30 - (G_{TX} - 6)/3</math> dBm</li> </ul>
	<ul style="list-style-type: none"> <li>▪ Smart antenna system (SAS):</li> </ul>
	<ul style="list-style-type: none"> <li>- Single beam: If <math>G_{TX} &gt; 6</math> dBi, then <math>P_{Out} = 30 - (G_{TX} - 6)/3</math> dBm</li> </ul>
	<ul style="list-style-type: none"> <li>- Overlap beam: If <math>G_{TX} &gt; 6</math> dBi, then <math>P_{Out} = 30 - (G_{TX} - 6)/3</math> dBm</li> </ul>
	<ul style="list-style-type: none"> <li>- Aggregate power on all beams: If <math>G_{TX} &gt; 6</math> dBi, then <math>P_{Out} = 30 - (G_{TX} - 6)/3 + 8</math> dB dBm</li> </ul>
e.i.r.p. Power Limit:	
	<ul style="list-style-type: none"> <li>▪ 2400-2483.5 MHz Band</li> </ul>
	<ul style="list-style-type: none"> <li>▪ Point-to-multipoint systems (P2M): <math>P_{eirp} \leq 36</math> dBm (4 W)</li> </ul>
	<ul style="list-style-type: none"> <li>▪ Point-to-point systems (P2P): <math>P_{eirp} \leq \text{MAX}(36, [P_{Out} + G_{TX}])</math> dBm</li> </ul>
	<ul style="list-style-type: none"> <li>▪ Smart antenna system (SAS)</li> </ul>
	<ul style="list-style-type: none"> <li>- Single beam: <math>P_{eirp} \leq \text{MAX}(36, P_{Out} + G_{TX})</math> dBm</li> </ul>
	<ul style="list-style-type: none"> <li>- Overlap beam: <math>P_{eirp} \leq \text{MAX}(36, P_{Out} + G_{TX})</math> dBm</li> </ul>
	<ul style="list-style-type: none"> <li>- Aggregate power on all beams: <math>P_{eirp} \leq \text{MAX}(36, [P_{Out} + G_{TX} + 8])</math> dBm</li> </ul>
<p><math>P_{Out}</math> = maximum peak conducted output power or maximum conducted output power in dBm,  <math>G_{TX}</math> = the maximum transmitting antenna directional gain in dBi.</p>	

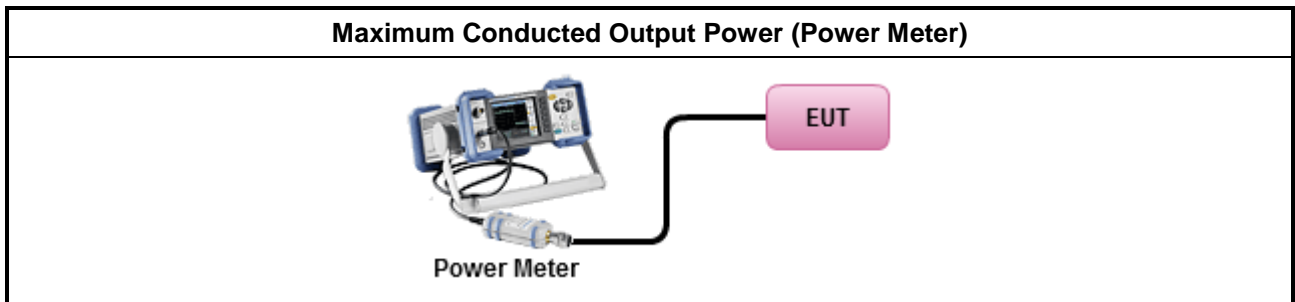
#### 3.3.2 Measuring Instruments

Refer a test equipment and calibration data table in this test report.

### 3.3.3 Test Procedures

Test Method	
<ul style="list-style-type: none"> <li>▪ Maximum Peak Conducted Output Power</li> </ul>	
<input type="checkbox"/>	Refer as KDB 558074, clause 8.3.1.1 (11.9.1.1 of ANSI C63.10) RBW ≥ EBW method.
<input type="checkbox"/>	Refer as KDB 558074, clause 8.3.1.2 (11.9.1.2 of ANSI C63.10) integrated band power method.
<input type="checkbox"/>	Refer as KDB 558074, clause 8.3.1.3 (11.9.1.3 of ANSI C63.10) peak power meter.
<ul style="list-style-type: none"> <li>▪ Maximum Average Conducted Output Power</li> </ul>	
<input type="checkbox"/>	Refer as KDB 558074, clause 8.3.2.2 (11.9.2.2 of ANSI C63.10) using a spectrum analyzer.
<input checked="" type="checkbox"/>	Refer as KDB 558074, clause 8.3.2.3 (11.9.2.3 of ANSI C63.10) using a power meter.
<ul style="list-style-type: none"> <li>▪ For conducted measurement.</li> </ul>	
<ul style="list-style-type: none"> <li>▪ If the EUT supports multiple transmit chains using options given below: Refer as KDB 662911, In-band power measurements. Using the measure-and-sum approach, measured all transmit ports individually. Sum the power (in linear power units e.g., mW) of all ports for each individual sample and save them.</li> </ul>	
<ul style="list-style-type: none"> <li>▪ If multiple transmit chains, EIRP calculation could be following as methods:  <math>P_{total} = P_1 + P_2 + \dots + P_n</math>                      (calculated in linear unit [mW] and transfer to log unit [dBm])  <math>EIRP_{total} = P_{total} + DG</math> </li> </ul>	

### 3.3.4 Test Setup



### 3.3.5 Test Result of Maximum Conducted Output Power

Refer as Appendix C

### 3.4 Power Spectral Density

#### 3.4.1 Power Spectral Density Limit

Power Spectral Density Limit
<ul style="list-style-type: none"> <li>Power Spectral Density (PSD) <math>\leq</math> 8 dBm/3kHz</li> </ul>

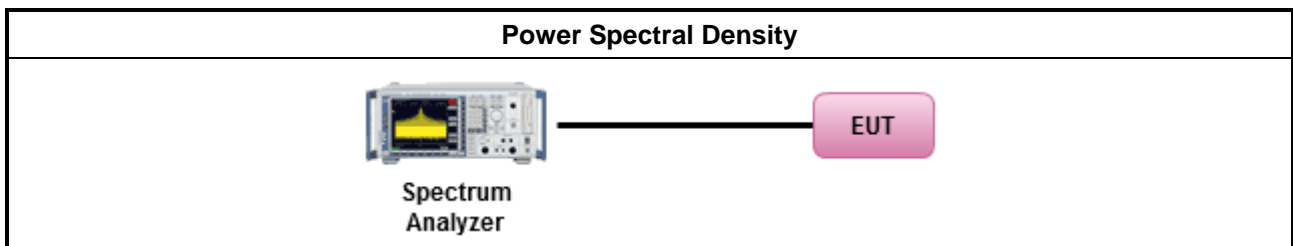
#### 3.4.2 Measuring Instruments

Refer a test equipment and calibration data table in this test report.

#### 3.4.3 Test Procedures

Test Method	
	<ul style="list-style-type: none"> <li>Peak power spectral density procedures that the same method as used to determine the conducted output power. If maximum peak conducted output power was measured to demonstrate compliance to the output power limit, then the peak PSD procedure below (Method PKPSD) shall be used. If maximum conducted output power was measured to demonstrate compliance to the output power limit, then one of the average PSD procedures shall be used, as applicable based on the following criteria (the peak PSD procedure is also an acceptable option).</li> </ul>
<input checked="" type="checkbox"/>	Refer as KDB 558074, clause 8.4 (11.10 of ANSI C63.10) Max. PSD.
	<ul style="list-style-type: none"> <li>For conducted measurement.               <ul style="list-style-type: none"> <li>If The EUT supports multiple transmit chains using options given below:                   <ul style="list-style-type: none"> <li>Measure and sum the spectra across the outputs. Refer as KDB 662911, In-band power spectral density (PSD). Sample all transmit ports simultaneously using a spectrum analyzer for each transmit port. Where the trace bin-by-bin of each transmit port summing can be performed. (i.e., in the first spectral bin of output 1 is summed with that in the first spectral bin of output 2 and that from the first spectral bin of output 3, and so on up to the NTX output to obtain the value for the first frequency bin of the summed spectrum.). Add up the amplitude (power) values for the different transmit chains and use this as the new data trace.</li> </ul> </li> </ul> </li> </ul>

#### 3.4.4 Test Setup



#### 3.4.5 Test Result of Power Spectral Density

Refer as Appendix D

### 3.5 Emissions in Non-restricted Frequency Bands

#### 3.5.1 Emissions in Non-restricted Frequency Bands Limit

Un-restricted Band Emissions Limit	
RF output power procedure	Limit (dB)
Peak output power procedure	20
Average output power procedure	30

Note 1: If the peak output power procedure is used to measure the fundamental emission power to demonstrate compliance to requirements, then the peak conducted output power measured within any 100 kHz outside the authorized frequency band shall be attenuated by at least 20 dB relative to the maximum measured in-band peak level.

Note 2: If the average output power procedure is used to measure the fundamental emission power to demonstrate compliance to requirements, then the power in any 100 kHz outside of the authorized frequency band shall be attenuated by at least 30 dB relative to the maximum measured in-band average level.

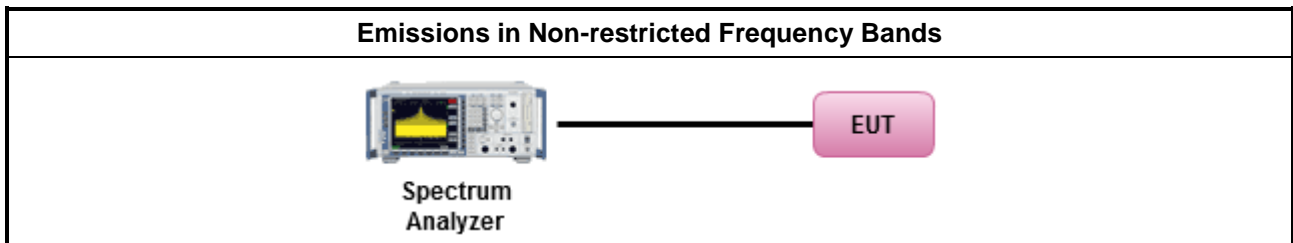
#### 3.5.2 Measuring Instruments

Refer a test equipment and calibration data table in this test report.

#### 3.5.3 Test Procedures

Test Method
<ul style="list-style-type: none"> <li>Refer as KDB 558074, clause 8.5 (11.11 of ANSI C63.10) for non-restricted frequency bands.</li> </ul>

#### 3.5.4 Test Setup



#### 3.5.5 Test Result of Emissions in Non-restricted Frequency Bands

Refer as Appendix E

### 3.6 Emissions in Restricted Frequency Bands

#### 3.6.1 Emissions in Restricted Frequency Bands Limit

Restricted Band Emissions Limit			
Frequency Range (MHz)	Field Strength (uV/m)	Field Strength (dBuV/m)	Measure Distance (m)
0.009~0.490	2400/F(kHz)	48.5 - 13.8	300
0.490~1.705	24000/F(kHz)	33.8 - 23	30
1.705~30.0	30	29	30
30~88	100	40	3
88~216	150	43.5	3
216~960	200	46	3
Above 960	500	54	3

Note 1: Test distance for frequencies at or above 30 MHz, measurements may be performed at a distance other than the limit distance provided they are not performed in the near field and the emissions to be measured can be detected by the measurement equipment. When performing measurements at a distance other than that specified, the results shall be extrapolated to the specified distance using an extrapolation factor of 20 dB/decade (inverse of linear distance for field-strength measurements, inverse of linear distance-squared for power-density measurements).

Note 2: Test distance for frequencies at below 30 MHz, measurements may be performed at a distance closer than the EUT limit distance; however, an attempt should be made to avoid making measurements in the near field. When performing measurements below 30 MHz at a closer distance than the limit distance, the results shall be extrapolated to the specified distance by either making measurements at a minimum of two or more distances on at least one radial to determine the proper extrapolation factor or by using the square of an inverse linear distance extrapolation factor (40 dB/decade). The test report shall specify the extrapolation method used to determine compliance of the EUT.

Note 3: Using the distance of 1m during the test for above 18 GHz, and the test value to correct for the distance factor at 3m.

#### 3.6.2 Measuring Instruments

Refer a test equipment and calibration data table in this test report.

### 3.6.3 Test Procedures

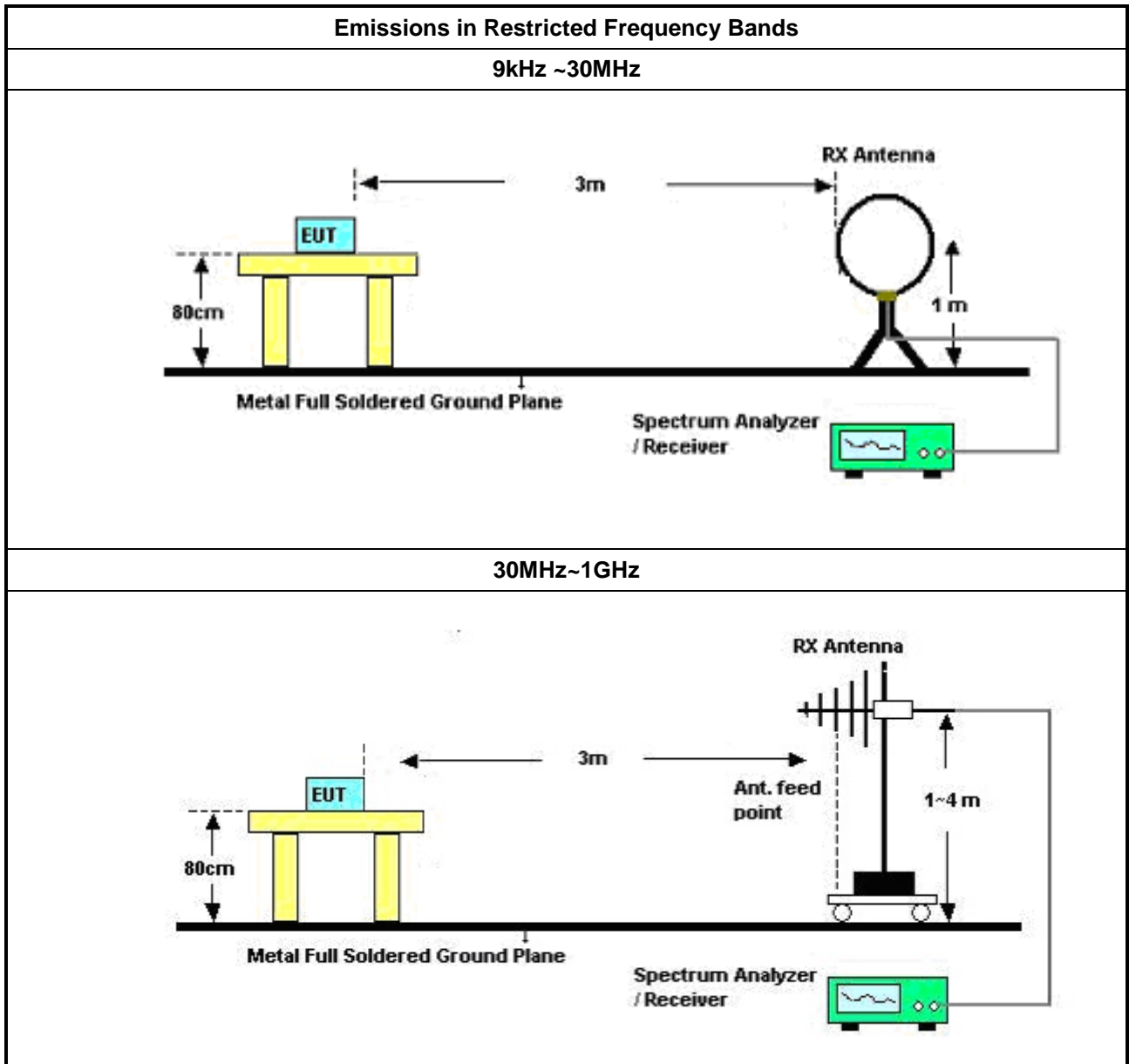
<b>Test Method</b>	
	<ul style="list-style-type: none"> <li>▪ The average emission levels shall be measured in [duty cycle <math>\geq</math> 98 or duty factor].</li> </ul>
	<ul style="list-style-type: none"> <li>▪ Refer as ANSI C63.10, clause 6.10.3 band-edge testing shall be performed at the lowest frequency channel and highest frequency channel within the allowed operating band.</li> </ul>
	<ul style="list-style-type: none"> <li>▪ For the transmitter unwanted emissions shall be measured using following options below:</li> </ul>
	<ul style="list-style-type: none"> <li>▪ Refer as KDB 558074, clause 8.6 (11.12 of ANSI C63.10) for restricted frequency bands.</li> </ul>
	<ul style="list-style-type: none"> <li>▪ For the transmitter band-edge emissions shall be measured using following options below:</li> </ul>
	<ul style="list-style-type: none"> <li>▪ Refer as KDB 558074 clause 8.7.1, When the performing peak or average radiated measurements, emissions within 2 MHz of the authorized band edge may be measured using the marker-delta method described below.</li> </ul>
	<ul style="list-style-type: none"> <li>▪ Refer as KDB 558074, clause 8.7.2 (6.10.6 of ANSI C63.10) for marker-delta method for band-edge measurements.</li> </ul>
	<ul style="list-style-type: none"> <li>▪ Refer as KDB 558074, clause 8.7.3 for narrower resolution bandwidth (100kHz) using the band power and summing the spectral levels.</li> </ul>
	<ul style="list-style-type: none"> <li>▪ Use the following spectrum analyzer settings:</li> </ul>
	<ul style="list-style-type: none"> <li>▪ Set RBW=100 kHz for <math>f &lt; 1</math> GHz; VBW=3 * RBW; Sweep = auto; Detector function = peak; Trace = max hold.</li> </ul>
	<ul style="list-style-type: none"> <li>▪ Set RBW = 1 MHz, VBW= 3MHz for <math>f \geq 1</math> GHz for peak measurement. For average measurement, refer as 1.1.4.</li> </ul>
	<ul style="list-style-type: none"> <li>▪ KDB 414788 Open-Field Test Sites and Chamber Correlation Justification.</li> </ul>
	<ul style="list-style-type: none"> <li>▪ Based on FCC 15.31(f)(2): measurements may be performed at a distance closer than that specified in regulations; however, an attempt should be made to avoid making measurements in the near field.</li> </ul>
	<ul style="list-style-type: none"> <li>▪ Open-field site and chamber correlation testing had been performed and chamber measured test result is the worst case test result.</li> </ul>

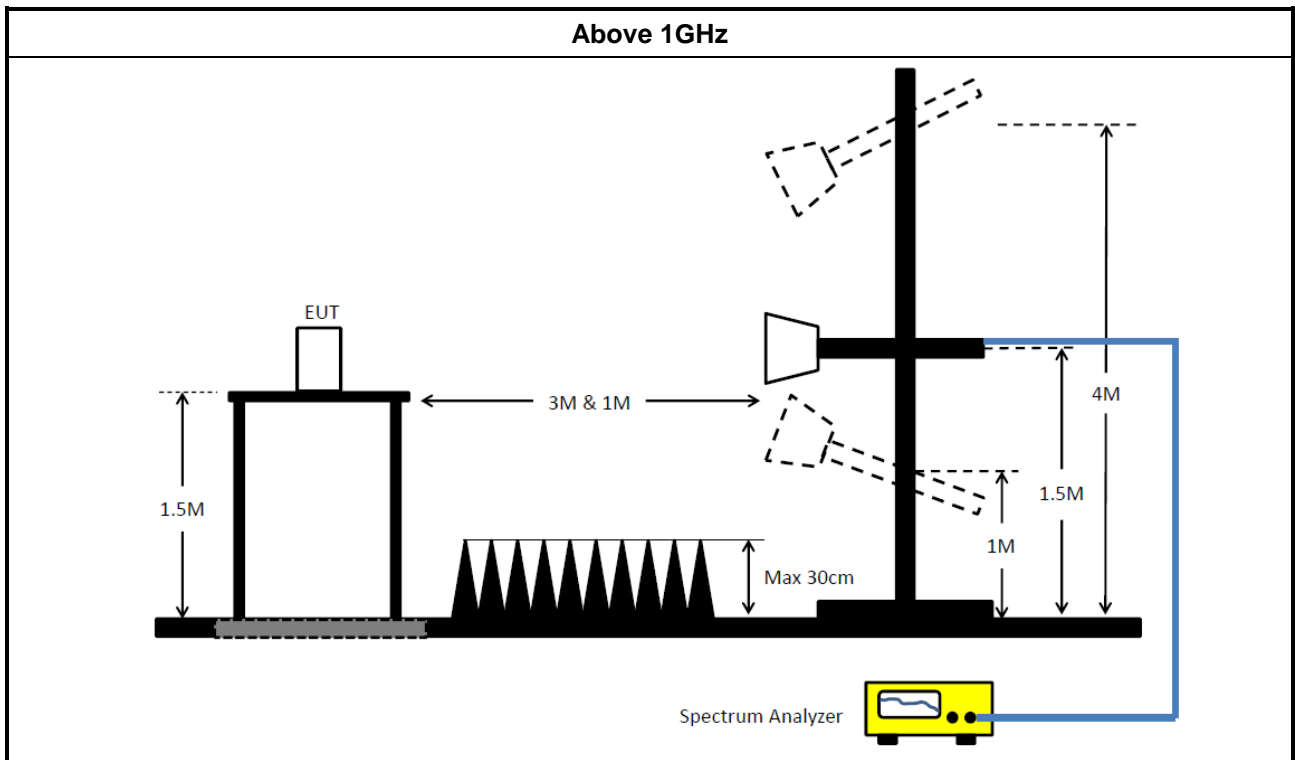
### 3.6.4 Measurement Results Calculation

The measured Level is calculated using:

Corrected Reading: Raw(Read Level) + AF(Antenna Factor) + CL(Cable Loss) - PA(Preamplifier Factor)

3.6.5 Test Setup





### 3.6.6 Test Result of Emissions in Restricted Frequency Bands (Below 30MHz)

The amplitude of spurious emissions which are attenuated by more than 20dB below the permissible value has no need to be reported.

### 3.6.7 Test Result of Emissions in Restricted Frequency Bands

Refer as Appendix F





## 4 Test Equipment and Calibration Data

### Instrument for AC Conduction

Instrument	Manufacturer /Brand	Model No.	Serial No.	Spec.	Calibration Date	Calibration Due Date
EMI Test Receiver	R&S	ESR3	102051	9kHz ~ 3.6GHz	13/May/2022	12/May/2023
Two-Line V-Network	R&S	ENV 216	100003	9kHz ~ 30MHz	18/Feb/2022	17/Feb/2023
RF Cable 5m	TITAN	TITAN	CO04-cable-01	9 kHz~200MHz	01/Mar/2022	28/Feb/2023
Impuls Begrenzer Pulse Limiter	SCHWARZBECK	VTSD 9561-F	9561-F041	9kHz ~ 30MHz	26/Oct/2021	25/Oct/2022
Software	Sporton	SENSE-EMI	V5.10.8.2	-	NCR	NCR

NCR: No Calibration Required

### Instrument for Conducted Test

Instrument	Manufacturer /Brand	Model No.	Serial No.	Spec.	Calibration Date	Calibration Due Date
Signal Analyzer	R&S	FSV 40	101515	10Hz~40GHz	14/Feb/2022	13/Feb/2023
SMR 40 Signal Generator	R&S	SMR 40	100116	10 MHz ~10GHz	11/Jan/2022	10/Jan/2023
Pulse Sensor	Anritsu	MA2411B	1339407	300MHz~40GHz	17/Dec/2021	16/Dec/2022
Power Meter	Anritsu	ML2495A	1517010	300MHz~40GHz	20/Dec/2021	19/Dec/2022
SENSE-15247_DTS	V5.10.8.3	N/A	N/A	N/A	N/A	N/A



**Instrument for Radiated Test**

Instrument	Manufacturer /Brand	Model No.	Serial No.	Spec.	Calibration Date	Calibration Due Date
3m Semi Anechoic Chamber	TDK	SAC-3M	03CH09-HY	30MHz~1GHz 3m	25/Mar/2022	24/Mar/2023
3m Semi Anechoic Chamber	TDK	SAC-3M	03CH09-HY	1GHz~18GHz 3m	17/Mar/2022	16/Mar/2023
EXA Signal Analyzer	KEYSIGHT	N9010A	MY54200885	10Hz~44GHz	13/Aug/2021	12/Aug/2022
Double Ridged Guide Horn Antenna	SCHWARZBECK	BBHA 9120 D	BBHA 9120 D 1531	1GHz~18GHz	27/Dec/2021	26/Dec/2022
Amplifier	EMC	EMC9135	980232	9kHz~1GHz	08/Apr/2022	07/Apr/2023
Microwave Preamplifier	Agilent	8449B	3008A02096	1GHz~26.5GHz	23/Jul/2021	22/Jul/2022
Bilog Antenna & 5dB Attenuator	TESEQ & MTJ	CBL6111D&MT J6102-05	35418 & 3	30MHz~1GHz	04/Sep/2021	03/Sep/2022
RF Cable-low	Jye Bao	RG142	CB031+324530/4	9kHz~30MHz	30/Aug/2021	29/Aug/2022
RF Cable-low	Jye Bao	RG142	CB031+324530/4	30MHz~1GHz	07/Feb/2022	06/Feb/2023
RF CABLE 5m+3m+1m	HUBER+ SUHNER	SUCOFLEX104	CB009	1GHz~40GHz	13/Aug/2021	12/Aug/2022
Broadband Horn Antenna	SCHWARZBECK	BBHA 9170	BBHA 9170221	18GHz~40GHz	18/Mar/2022	17/Mar/2023
Microwave Premplifier	EMC INSTRUMENTS	EM18G40G	060604	18GHz ~ 40GHz	08/Mar/2022	07/Mar/2023
Loop Antenna	TESEQ	HLA 6120	31244	9kHz~30MHz	18/Mar/2022	17/Mar/2023
EMI Test Receiver	R&S	ESR3	102052	9kHz~3.6GHz	30/May/2022	29/May/2023
SENSE-15247_DTS	Sporton	NA	5.10.7.17	NA	NA	NA

**Instrument for Radiated Test (Co-location)**

Instrument	Manufacturer /Brand	Model No.	Serial No.	Spec.	Calibration Date	Calibration Due Date
3m Semi Anechoic Chamber	TDK	SAC-3M	03CH09-HY	1GHz~18GHz 3m	17/Mar/2022	16/Mar/2023
EXA Signal Analyzer	KEYSIGHT	N9010A	MY54200885	10Hz~44GHz	11/Aug/2022	10/Aug/2023
Double Ridged Guide Horn Antenna	SCHWARZBECK	BBHA 9120 D	BBHA9120 D 1534	1GHz~18GHz	10/Mar/2022	09/Mar/2023
Microwave Preamplifier	Agilent	8449B	3008A02096	1GHz~26.5GHz	22/Jul/2022	21/Jul/2023
RF CABLE 5m+3m+1m	HUBER+SUHNER	SUCOFLEX104	03CH09-cable-02	1GHz~40GHz	17/Aug/2022	16/Aug/2023
Broadband Horn Antenna	SCHWARZBECK	BBHA 9170	BBHA 9170221	18GHz~40GHz	18/Mar/2022	17/Mar/2023
Microwave Premplifier	EMC INSTRUMENTS	EM18G40G	060604	18GHz ~ 40GHz	08/Mar/2022	07/Mar/2023
SENSE-EMI	Sporton	NA	5.10.7.15	NA	NA	NA



**Summary**

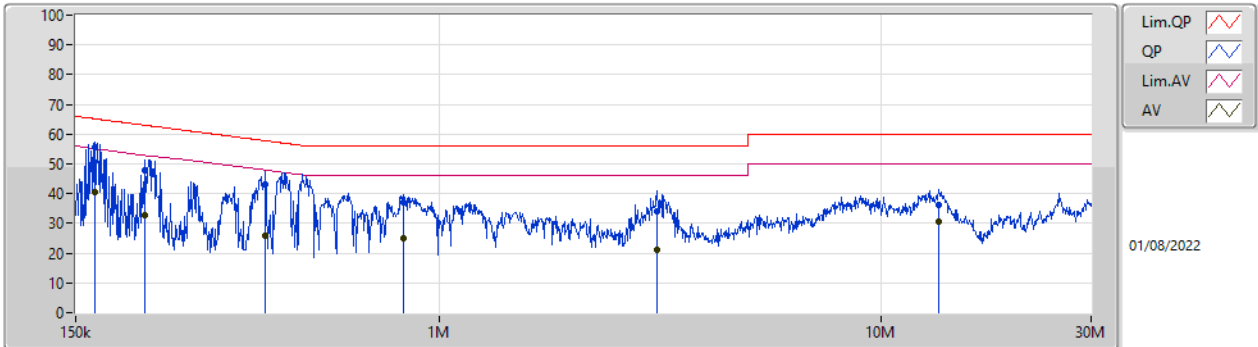
Mode	Result	Type	Freq (Hz)	Level (dBuV)	Limit (dBuV)	Margin (dB)	Condition
Mode 1	Pass	QP	165.743k	55.43	65.18	-9.75	Line



Result

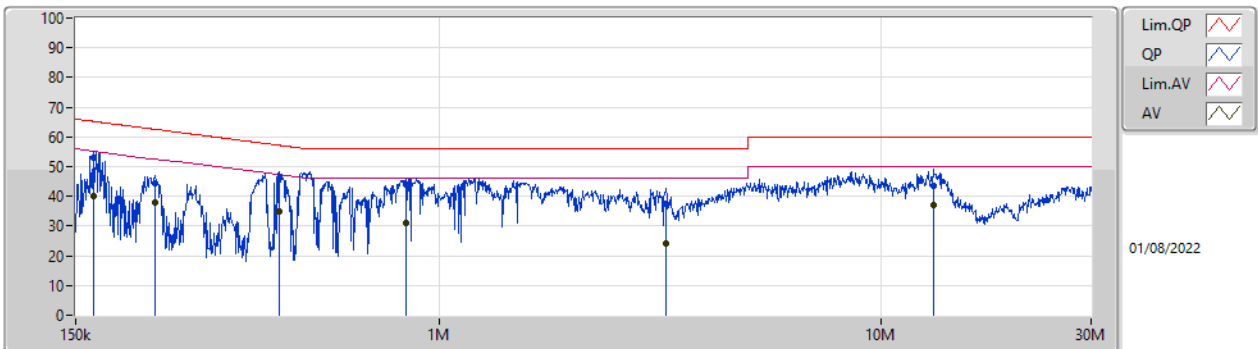
Mode	Result	Type	Freq (Hz)	Level (dBuV)	Limit (dBuV)	Margin (dB)	Condition	Comments
Mode 1	Pass	QP	165.743k	55.43	65.18	-9.75	Line	-
Mode 1	Pass	AV	165.743k	40.51	55.18	-14.67	Line	-
Mode 1	Pass	QP	215.704k	47.83	62.98	-15.15	Line	-
Mode 1	Pass	AV	215.704k	32.73	52.98	-20.25	Line	-
Mode 1	Pass	QP	403.694k	43.24	57.78	-14.54	Line	-
Mode 1	Pass	AV	403.694k	25.85	47.78	-21.93	Line	-
Mode 1	Pass	QP	831.484k	36.92	56.00	-19.08	Line	-
Mode 1	Pass	AV	831.484k	25.01	46.00	-20.99	Line	-
Mode 1	Pass	QP	3.117M	34.21	56.00	-21.79	Line	-
Mode 1	Pass	AV	3.117M	21.15	46.00	-24.85	Line	-
Mode 1	Pass	QP	13.543M	36.28	60.00	-23.72	Line	-
Mode 1	Pass	AV	13.543M	30.56	50.00	-19.44	Line	-
Mode 1	Pass	QP	164.425k	52.99	65.24	-12.25	Neutral	-
Mode 1	Pass	AV	164.425k	40.19	55.24	-15.05	Neutral	-
Mode 1	Pass	QP	226.289k	44.23	62.58	-18.35	Neutral	-
Mode 1	Pass	AV	226.289k	37.84	52.58	-14.74	Neutral	-
Mode 1	Pass	QP	433.769k	46.12	57.19	-11.07	Neutral	-
Mode 1	Pass	AV	433.769k	34.98	47.19	-12.21	Neutral	-
Mode 1	Pass	QP	841.502k	43.99	56.00	-12.01	Neutral	-
Mode 1	Pass	AV	841.502k	31.25	46.00	-14.75	Neutral	-
Mode 1	Pass	QP	3.257M	37.55	56.00	-18.45	Neutral	-
Mode 1	Pass	AV	3.257M	23.97	46.00	-22.03	Neutral	-
Mode 1	Pass	QP	13.17M	43.51	60.00	-16.49	Neutral	-
Mode 1	Pass	AV	13.17M	36.98	50.00	-13.02	Neutral	-

Conducted Emissions at Powerline\_Mode 1



Type	Freq (Hz)	Level (dBuV)	Limit (dBuV)	Margin (dB)	Factor (dB)	Condition	Comment	Raw (dBuV)	LISN (dB)	CL (dB)	AT (dB)
QP	165.743k	55.43	65.18	-9.75	19.63	Line	-	35.80	9.69	0.03	9.91
AV	165.743k	40.51	55.18	-14.67	19.63	Line	-	20.88	9.69	0.03	9.91
QP	215.704k	47.83	62.98	-15.15	19.63	Line	-	28.20	9.69	0.03	9.91
AV	215.704k	32.73	52.98	-20.25	19.63	Line	-	13.10	9.69	0.03	9.91
QP	403.694k	43.24	57.78	-14.54	19.63	Line	-	23.61	9.68	0.04	9.91
AV	403.694k	25.85	47.78	-21.93	19.63	Line	-	6.22	9.68	0.04	9.91
QP	831.484k	36.92	56.00	-19.08	19.65	Line	-	17.27	9.68	0.05	9.92
AV	831.484k	25.01	46.00	-20.99	19.65	Line	-	5.36	9.68	0.05	9.92
QP	3.117M	34.21	56.00	-21.79	19.74	Line	-	14.47	9.71	0.11	9.92
AV	3.117M	21.15	46.00	-24.85	19.74	Line	-	1.41	9.71	0.11	9.92
QP	13.543M	36.28	60.00	-23.72	19.95	Line	-	16.33	9.80	0.22	9.93
AV	13.543M	30.56	50.00	-19.44	19.95	Line	-	10.61	9.80	0.22	9.93

Conducted Emissions at Powerline\_Mode 1



Type	Freq (Hz)	Level (dBuV)	Limit (dBuV)	Margin (dB)	Factor (dB)	Condition	Comment	Raw (dBuV)	LISN (dB)	CL (dB)	AT (dB)
QP	164.425k	52.99	65.24	-12.25	19.67	Neutral	-	33.32	9.73	0.03	9.91
AV	164.425k	40.19	55.24	-15.05	19.67	Neutral	-	20.52	9.73	0.03	9.91
QP	226.289k	44.23	62.58	-18.35	19.66	Neutral	-	24.57	9.72	0.03	9.91
AV	226.289k	37.84	52.58	-14.74	19.66	Neutral	-	18.18	9.72	0.03	9.91
QP	433.769k	46.12	57.19	-11.07	19.67	Neutral	-	26.45	9.72	0.04	9.91
AV	433.769k	34.98	47.19	-12.21	19.67	Neutral	-	15.31	9.72	0.04	9.91
QP	841.502k	43.99	56.00	-12.01	19.70	Neutral	-	24.29	9.73	0.05	9.92
AV	841.502k	31.25	46.00	-14.75	19.70	Neutral	-	11.55	9.73	0.05	9.92
QP	3.257M	37.55	56.00	-18.45	19.79	Neutral	-	17.76	9.75	0.12	9.92
AV	3.257M	23.97	46.00	-22.03	19.79	Neutral	-	4.18	9.75	0.12	9.92
QP	13.17M	43.51	60.00	-16.49	20.08	Neutral	-	23.43	9.93	0.22	9.93
AV	13.17M	36.98	50.00	-13.02	20.08	Neutral	-	16.90	9.93	0.22	9.93



Summary

Mode	Max-N dB (Hz)	Max-OBW (Hz)	ITU-Code	Min-N dB (Hz)	Min-OBW (Hz)
2.4-2.4835GHz	-	-	-	-	-
802.11b_Nss1,(1Mbps)_4TX	8.075M	12.894M	12M9G1D	7.075M	12.744M
802.11g_Nss1,(6Mbps)_4TX	16.325M	16.567M	16M6D1D	15.075M	16.192M
802.11ax HEW20_Nss1,(MCS0)_4TX	19.025M	19.09M	19M1D1D	18.05M	18.841M
802.11ax HEW40_Nss1,(MCS0)_4TX	37.9M	38.081M	38M1D1D	32.45M	37.381M

Max-N dB = Maximum 6dB down bandwidth; Max-OBW = Maximum 99% occupied bandwidth;  
Min-N dB = Minimum 6dB down bandwidth; Min-OBW = Minimum 99% occupied bandwidth



Result

Mode	Result	Limit (Hz)	Port 1-N dB (Hz)	Port 1-OBW (Hz)	Port 2-N dB (Hz)	Port 2-OBW (Hz)	Port 3-N dB (Hz)	Port 3-OBW (Hz)	Port 4-N dB (Hz)	Port 4-OBW (Hz)
802.11b_Nss1,(1Mbps)_4TX	-	-	-	-	-	-	-	-	-	-
2412MHz	Pass	500k	8.05M	12.894M	8.025M	12.869M	8.05M	12.869M	8.075M	12.894M
2437MHz	Pass	500k	8.025M	12.819M	8.025M	12.794M	8M	12.844M	8.075M	12.869M
2462MHz	Pass	500k	7.075M	12.794M	7.075M	12.744M	7.075M	12.794M	7.075M	12.869M
802.11g_Nss1,(6Mbps)_4TX	-	-	-	-	-	-	-	-	-	-
2412MHz	Pass	500k	16.025M	16.417M	16.325M	16.567M	16.3M	16.492M	16.325M	16.442M
2437MHz	Pass	500k	16M	16.442M	15.275M	16.242M	15.7M	16.417M	16.325M	16.417M
2462MHz	Pass	500k	16.3M	16.442M	15.075M	16.192M	15.9M	16.442M	16.3M	16.442M
802.11ax HEW20_Nss1,(MCS0)_4TX	-	-	-	-	-	-	-	-	-	-
2412MHz	Pass	500k	18.975M	18.941M	18.775M	18.941M	18.675M	18.941M	18.9M	18.941M
2437MHz	Pass	500k	18.95M	19.015M	19.025M	19.09M	18.65M	18.891M	18.9M	18.966M
2462MHz	Pass	500k	18.75M	18.916M	18.05M	18.841M	18.8M	18.941M	18.95M	18.966M
802.11ax HEW40_Nss1,(MCS0)_4TX	-	-	-	-	-	-	-	-	-	-
2422MHz	Pass	500k	37.6M	37.881M	34.6M	37.681M	37.8M	37.981M	37.8M	37.981M
2437MHz	Pass	500k	37.8M	37.731M	32.45M	37.381M	37.55M	37.981M	37.2M	37.881M
2452MHz	Pass	500k	37.5M	37.981M	37.9M	38.081M	37.5M	37.931M	37M	37.981M

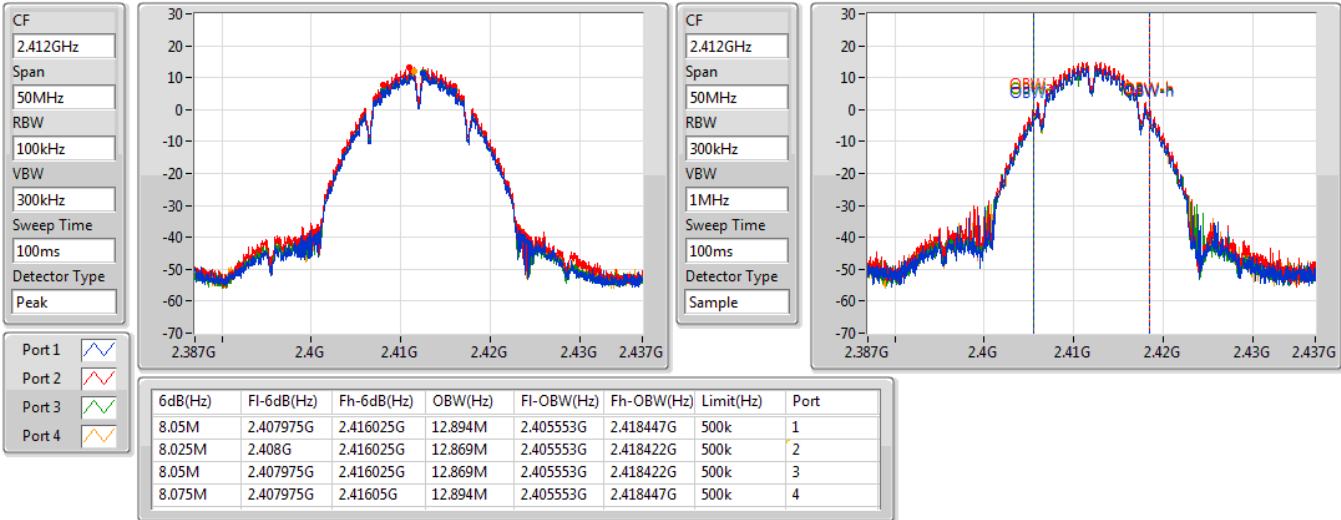
Port X-N dB = Port X 6dB down bandwidth;  
 Port X-OBW = Port X 99% occupied bandwidth

802.11b\_Nss1,(1Mbps)\_4TX

EBW

2412MHz

02/08/2022

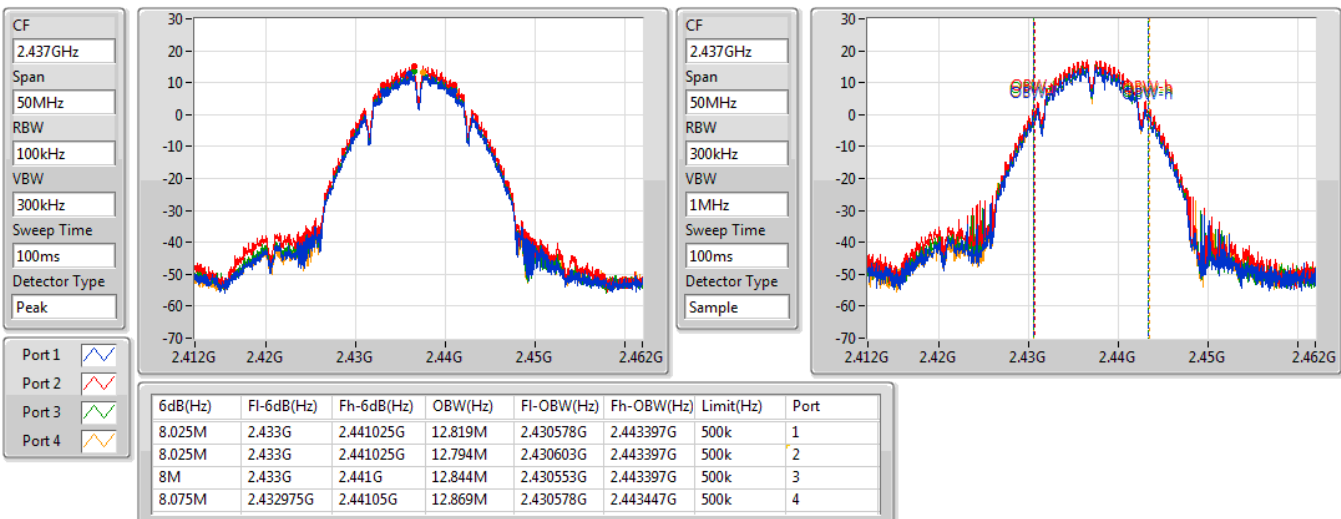


802.11b\_Nss1,(1Mbps)\_4TX

EBW

2437MHz

02/08/2022





### 802.11b\_Nss1,(1Mbps)\_4TX

EBW

2462MHz

02/08/2022

CF  
2.462GHz

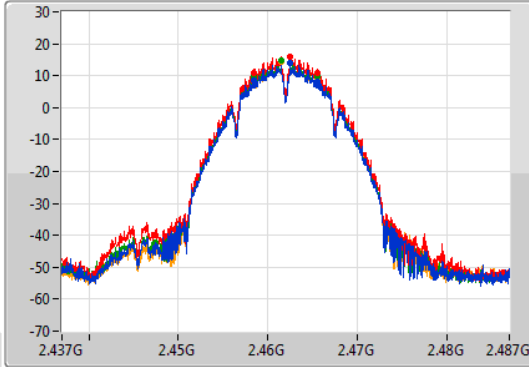
Span  
50MHz

RBW  
100kHz

VBW  
300kHz

Sweep Time  
100ms

Detector Type  
Peak



CF  
2.462GHz

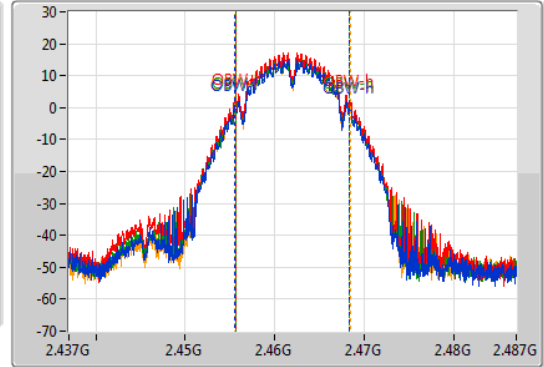
Span  
50MHz

RBW  
300kHz

VBW  
1MHz

Sweep Time  
100ms

Detector Type  
Sample



Port 1

Port 2

Port 3

Port 4

6dB(Hz)	FI-6dB(Hz)	Fh-6dB(Hz)	OBW(Hz)	FI-OBW(Hz)	Fh-OBW(Hz)	Limit(Hz)	Port
7.075M	2.458475G	2.46555G	12.794M	2.455578G	2.468372G	500k	1
7.075M	2.458475G	2.46555G	12.744M	2.455603G	2.468347G	500k	2
7.075M	2.458475G	2.46555G	12.794M	2.455603G	2.468397G	500k	3
7.075M	2.458475G	2.46555G	12.869M	2.455578G	2.468447G	500k	4

### 802.11g\_Nss1,(6Mbps)\_4TX

EBW

2412MHz

02/08/2022

CF  
2.412GHz

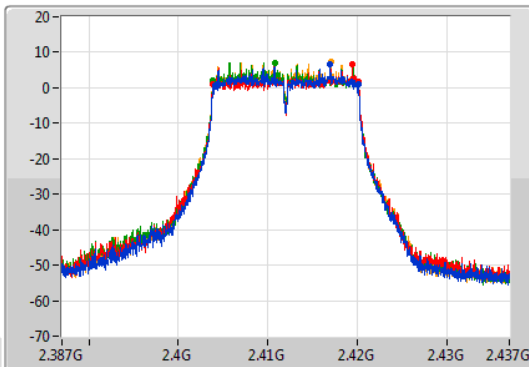
Span  
50MHz

RBW  
100kHz

VBW  
300kHz

Sweep Time  
100ms

Detector Type  
Peak



CF  
2.412GHz

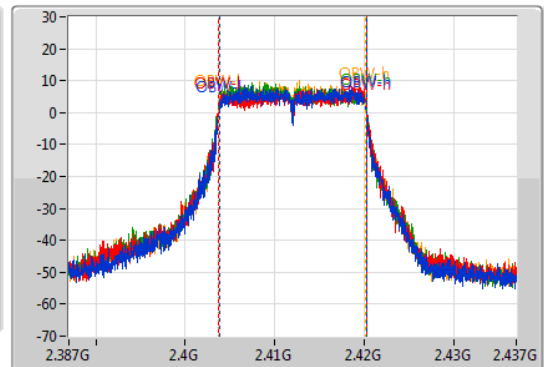
Span  
50MHz

RBW  
300kHz

VBW  
1MHz

Sweep Time  
100ms

Detector Type  
Sample



Port 1

Port 2

Port 3

Port 4

6dB(Hz)	FI-6dB(Hz)	Fh-6dB(Hz)	OBW(Hz)	FI-OBW(Hz)	Fh-OBW(Hz)	Limit(Hz)	Port
16.025M	2.404125G	2.42015G	16.417M	2.403804G	2.420221G	500k	1
16.325M	2.40385G	2.420175G	16.567M	2.403729G	2.420296G	500k	2
16.3M	2.40385G	2.42015G	16.492M	2.403754G	2.420246G	500k	3
16.325M	2.40385G	2.420175G	16.442M	2.403754G	2.420196G	500k	4

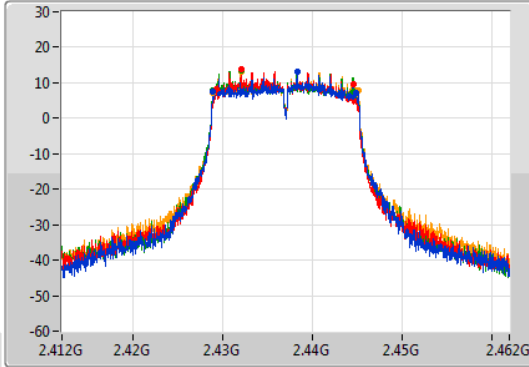
802.11g\_Nss1,(6Mbps)\_4TX

EBW

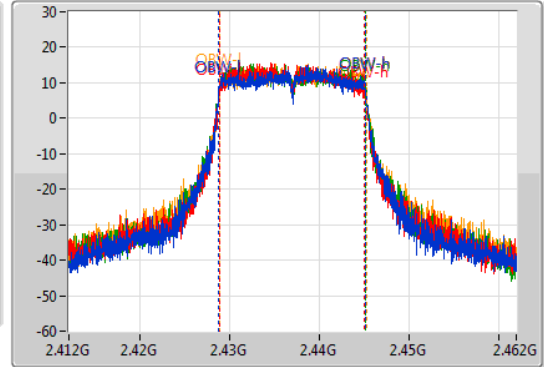
2437MHz

02/08/2022

CF  
2.437GHz  
Span  
50MHz  
RBW  
100kHz  
VBW  
300kHz  
Sweep Time  
100ms  
Detector Type  
Peak



CF  
2.437GHz  
Span  
50MHz  
RBW  
300kHz  
VBW  
1MHz  
Sweep Time  
100ms  
Detector Type  
Sample



Port 1  
Port 2  
Port 3  
Port 4

6dB(Hz)	Fl-6dB(Hz)	Fh-6dB(Hz)	OBW(Hz)	Fl-OBW(Hz)	Fh-OBW(Hz)	Limit(Hz)	Port
16M	2.428875G	2.444875G	16.442M	2.428754G	2.445196G	500k	1
15.275M	2.42925G	2.444525G	16.242M	2.428829G	2.445071G	500k	2
15.7M	2.42885G	2.44455G	16.417M	2.428779G	2.445196G	500k	3
16.325M	2.42885G	2.445175G	16.417M	2.428804G	2.445221G	500k	4

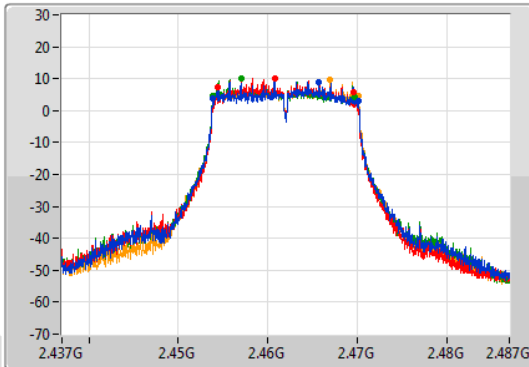
802.11g\_Nss1,(6Mbps)\_4TX

EBW

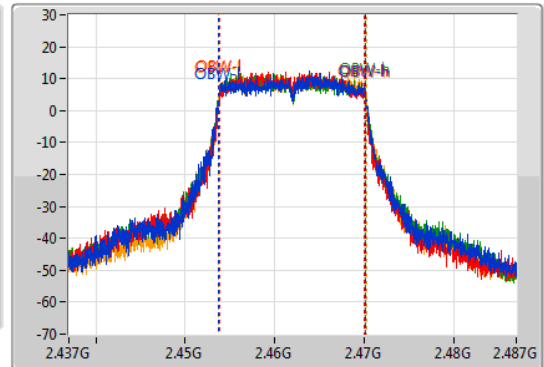
2462MHz

02/08/2022

CF  
2.462GHz  
Span  
50MHz  
RBW  
100kHz  
VBW  
300kHz  
Sweep Time  
100ms  
Detector Type  
Peak



CF  
2.462GHz  
Span  
50MHz  
RBW  
300kHz  
VBW  
1MHz  
Sweep Time  
100ms  
Detector Type  
Sample



Port 1  
Port 2  
Port 3  
Port 4

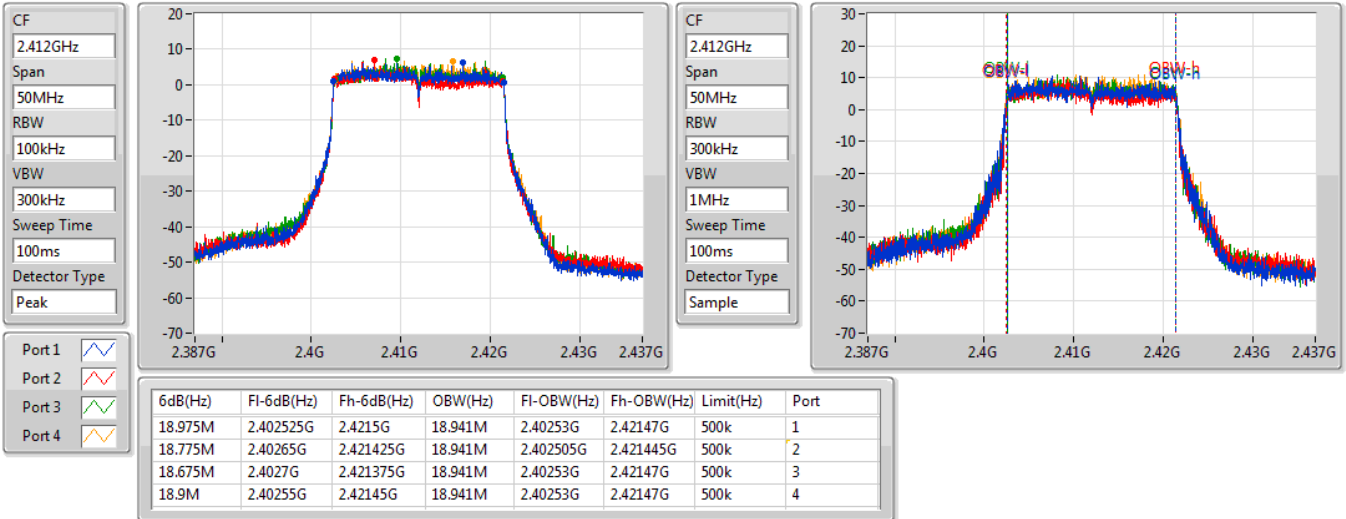
6dB(Hz)	Fl-6dB(Hz)	Fh-6dB(Hz)	OBW(Hz)	Fl-OBW(Hz)	Fh-OBW(Hz)	Limit(Hz)	Port
16.3M	2.45385G	2.47015G	16.442M	2.453754G	2.470196G	500k	1
15.075M	2.454475G	2.46955G	16.192M	2.453879G	2.470071G	500k	2
15.9M	2.45385G	2.46975G	16.442M	2.453729G	2.470171G	500k	3
16.3M	2.45385G	2.47015G	16.442M	2.453779G	2.470221G	500k	4

802.11ax HEW20\_Nss1,(MCS0)\_4TX

EBW

2412MHz

02/08/2022

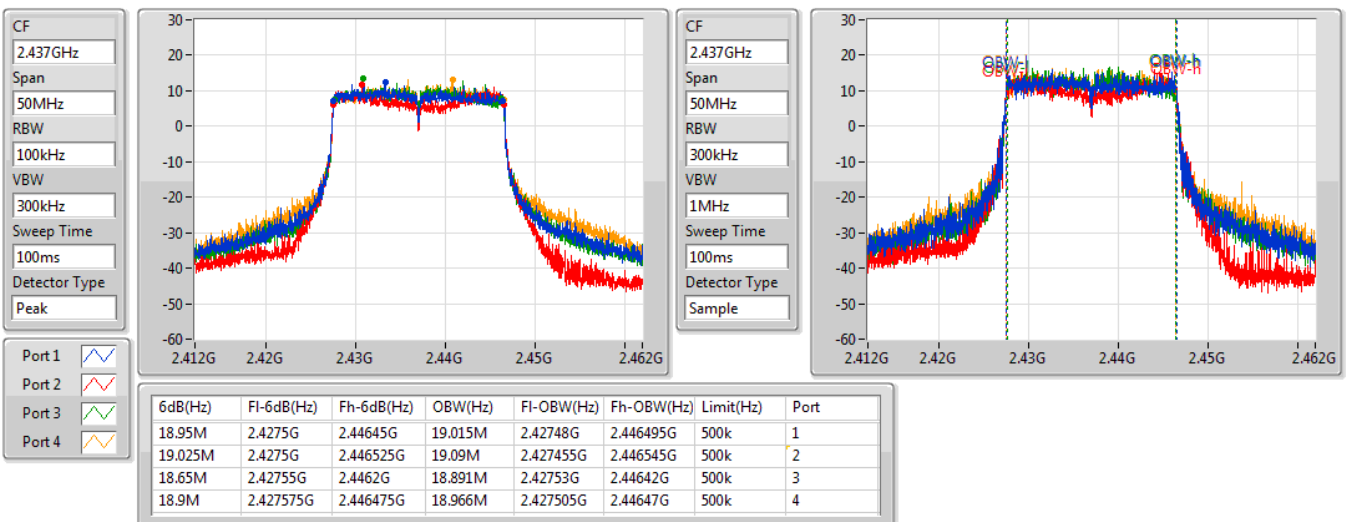


802.11ax HEW20\_Nss1,(MCS0)\_4TX

EBW

2437MHz

02/08/2022



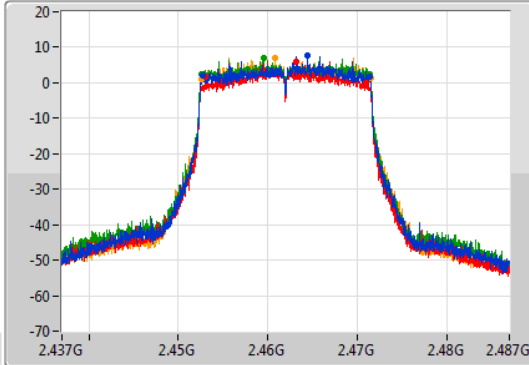
802.11ax HEW20\_Nss1,(MCS0)\_4TX

EBW

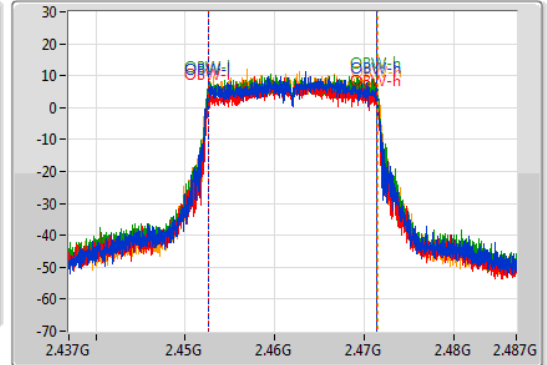
2462MHz

02/08/2022

CF  
2.462GHz  
Span  
50MHz  
RBW  
100kHz  
VBW  
300kHz  
Sweep Time  
100ms  
Detector Type  
Peak



CF  
2.462GHz  
Span  
50MHz  
RBW  
300kHz  
VBW  
1MHz  
Sweep Time  
100ms  
Detector Type  
Sample



Port 1  
Port 2  
Port 3  
Port 4

6dB(Hz)	Fl-6dB(Hz)	Fh-6dB(Hz)	OBW(Hz)	Fl-OBW(Hz)	Fh-OBW(Hz)	Limit(Hz)	Port
18.75M	2.452675G	2.471425G	18.916M	2.45253G	2.471445G	500k	1
18.05M	2.453G	2.47105G	18.841M	2.45258G	2.47142G	500k	2
18.8M	2.452625G	2.471425G	18.941M	2.45253G	2.47147G	500k	3
18.95M	2.45255G	2.4715G	18.966M	2.45253G	2.471495G	500k	4

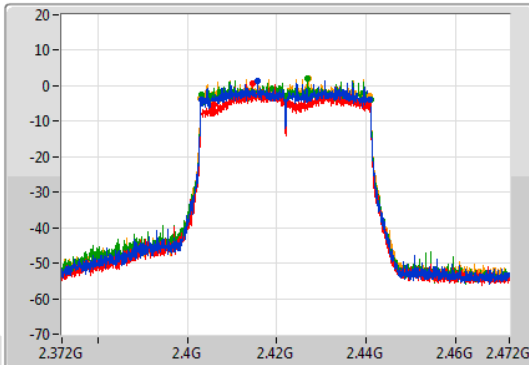
802.11ax HEW40\_Nss1,(MCS0)\_4TX

EBW

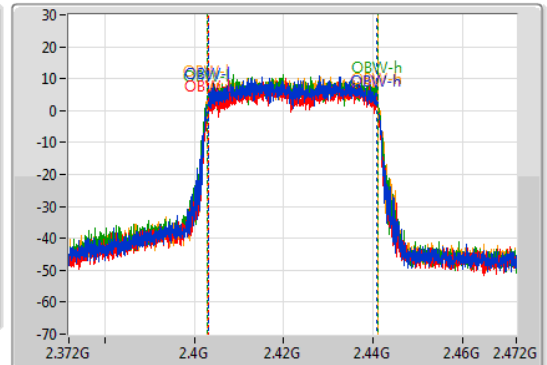
2422MHz

02/08/2022

CF  
2.422GHz  
Span  
100MHz  
RBW  
100kHz  
VBW  
300kHz  
Sweep Time  
100ms  
Detector Type  
Peak



CF  
2.422GHz  
Span  
100MHz  
RBW  
1MHz  
VBW  
3MHz  
Sweep Time  
100ms  
Detector Type  
Sample



Port 1  
Port 2  
Port 3  
Port 4

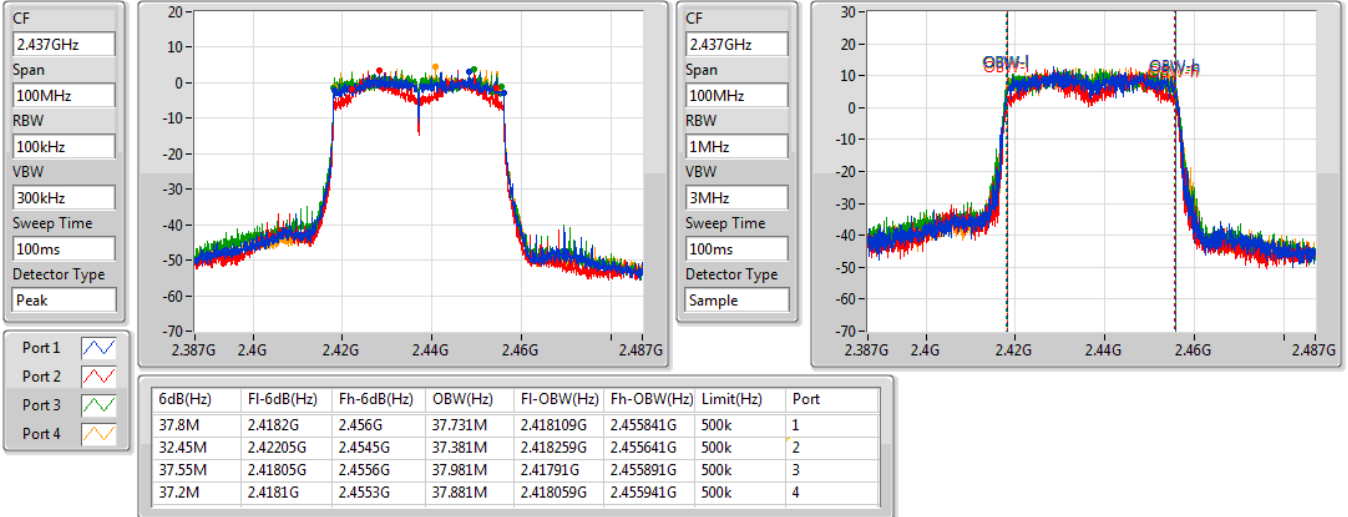
6dB(Hz)	Fl-6dB(Hz)	Fh-6dB(Hz)	OBW(Hz)	Fl-OBW(Hz)	Fh-OBW(Hz)	Limit(Hz)	Port
37.6M	2.4033G	2.4409G	37.881M	2.403059G	2.440941G	500k	1
34.6M	2.40605G	2.44065G	37.681M	2.403209G	2.440891G	500k	2
37.8M	2.4032G	2.441G	37.981M	2.403009G	2.440991G	500k	3
37.8M	2.40305G	2.44085G	37.981M	2.403009G	2.440991G	500k	4

802.11ax HEW40\_Nss1,(MCS0)\_4TX

EBW

2437MHz

02/08/2022

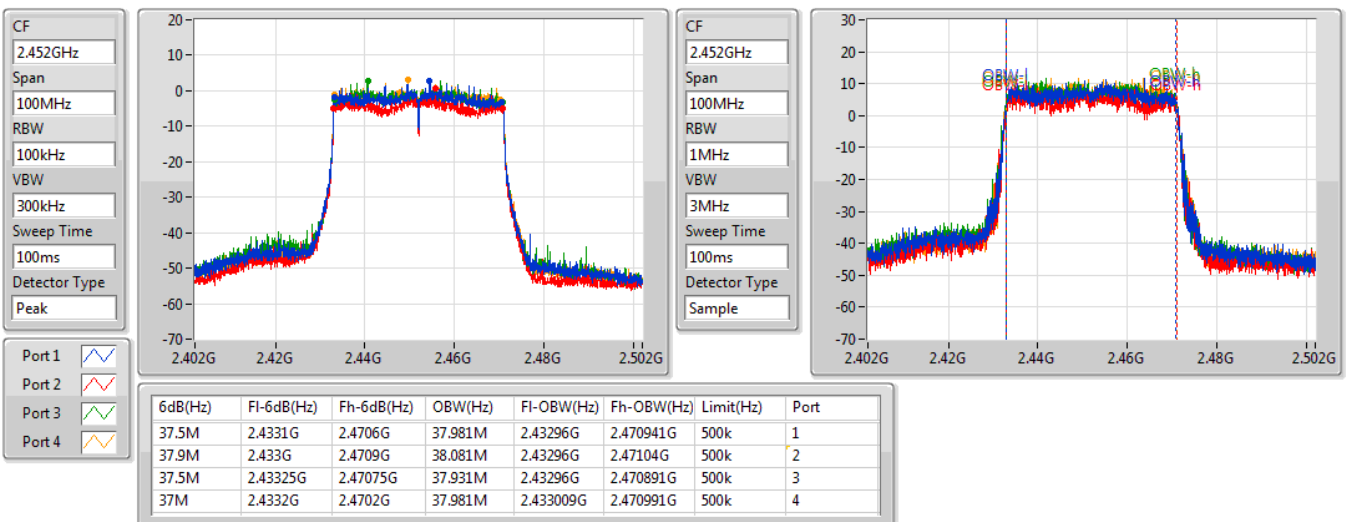


802.11ax HEW40\_Nss1,(MCS0)\_4TX

EBW

2452MHz

02/08/2022





**Summary**

Mode	Total Power (dBm)	Total Power (W)
2.4-2.4835GHz	-	-
802.11b_Nss1,(1Mbps)_4TX	29.95	0.98855
802.11g_Nss1,(6Mbps)_4TX	29.88	0.97275
802.11ax HEW20_Nss1,(MCS0)_4TX	29.99	0.99770
802.11ax HEW40_Nss1,(MCS0)_4TX	23.89	0.24491



Result

Mode	Result	DG (dBi)	Port 1 (dBm)	Port 2 (dBm)	Port 3 (dBm)	Port 4 (dBm)	Total Power (dBm)	Power Limit (dBm)
802.11b_Nss1,(1Mbps)_4TX	-	-	-	-	-	-	-	-
2412MHz	Pass	5.40	20.61	22.24	20.93	21.37	27.35	30.00
2417MHz	Pass	5.40	21.70	22.79	21.73	22.24	28.16	30.00
2437MHz	Pass	5.40	21.99	24.16	22.87	22.54	28.99	30.00
2457MHz	Pass	5.40	22.96	25.21	23.96	23.22	29.95	30.00
2462MHz	Pass	5.40	22.05	23.98	22.97	22.38	28.93	30.00
802.11g_Nss1,(6Mbps)_4TX	-	-	-	-	-	-	-	-
2412MHz	Pass	5.40	17.49	17.11	18.08	18.38	23.81	30.00
2417MHz	Pass	5.40	21.53	21.82	21.91	22.15	27.88	30.00
2437MHz	Pass	5.40	23.30	23.92	23.74	24.04	29.78	30.00
2457MHz	Pass	5.40	23.49	24.13	23.81	23.98	29.88	30.00
2462MHz	Pass	5.40	20.21	20.90	20.56	20.71	26.62	30.00
802.11ax HEW20_Nss1,(MCS0)_4TX	-	-	-	-	-	-	-	-
2412MHz	Pass	5.40	18.34	17.24	18.36	19.06	24.32	30.00
2417MHz	Pass	5.40	20.92	20.71	20.99	21.26	27.00	30.00
2437MHz	Pass	5.40	24.01	22.89	24.30	24.51	29.99	30.00
2457MHz	Pass	5.40	22.22	21.71	22.64	22.84	28.39	30.00
2462MHz	Pass	5.40	18.22	16.78	18.74	18.87	24.25	30.00
802.11ax HEW40_Nss1,(MCS0)_4TX	-	-	-	-	-	-	-	-
2422MHz	Pass	5.40	15.88	14.35	16.37	16.62	21.91	30.00
2427MHz	Pass	5.40	15.89	14.21	16.35	16.81	21.94	30.00
2437MHz	Pass	5.40	17.76	16.54	18.36	18.55	23.89	30.00
2447MHz	Pass	5.40	17.32	16.11	17.86	17.98	23.40	30.00
2452MHz	Pass	5.40	16.42	14.26	16.70	16.98	22.23	30.00

DG = Directional Gain; Port X = Port X output power



**Summary**

Mode	Total Power (dBm)	Total Power (W)
2.4-2.4835GHz	-	-
802.11ax HEW20-BF_Nss1,(MCS0)_4TX	24.67	0.29309
802.11ax HEW40-BF_Nss1,(MCS0)_4TX	23.77	0.23823





**Result**

Mode	Result	DG (dBi)	Total Power (dBm)	Power Limit (dBm)	Port 1 (dBm)	Port 2 (dBm)	Port 3 (dBm)	Port 4 (dBm)
802.11ax HEW20-BF_Nss1,(MCS0)_4TX	-	-	-	-	-	-	-	-
2412MHz	Pass	11.10	24.20	24.90	18.20	17.12	18.25	18.96
2417MHz	Pass	11.10	24.25	24.90	18.16	17.92	18.29	18.54
2437MHz	Pass	11.10	24.67	24.90	18.65	17.57	19.00	19.21
2457MHz	Pass	11.10	24.65	24.90	18.58	18.04	18.84	19.00
2462MHz	Pass	11.10	24.12	24.90	18.12	16.63	18.61	18.75
802.11ax HEW40-BF_Nss1,(MCS0)_4TX	-	-	-	-	-	-	-	-
2422MHz	Pass	11.10	21.78	24.90	15.74	14.22	16.24	16.49
2427MHz	Pass	11.10	21.80	24.90	15.74	14.06	16.20	16.68
2437MHz	Pass	11.10	23.77	24.90	17.62	16.40	18.25	18.44
2447MHz	Pass	11.10	23.27	24.90	17.17	15.96	17.75	17.88
2452MHz	Pass	11.10	22.10	24.90	16.29	14.13	16.57	16.83

DG = Directional Gain; Port X = Port X output power



Summary

Mode	PD (dBm/RBW)
2.4-2.4835GHz	-
802.11b_Nss1,(1Mbps)_4TX	2.19
802.11g_Nss1,(6Mbps)_4TX	1.38
802.11ax HEW20_Nss1,(MCS0)_4TX	1.31
802.11ax HEW40_Nss1,(MCS0)_4TX	-6.57

RBW = 3kHz;



Result

Mode	Result	DG (dBi)	Port 1 (dBm/RBW)	Port 2 (dBm/RBW)	Port 3 (dBm/RBW)	Port 4 (dBm/RBW)	PD (dBm/RBW)	PD Limit (dBm/RBW)
802.11b_Nss1,(1Mbps)_4TX	-	-	-	-	-	-	-	-
2412MHz	Pass	11.10	-6.39	-4.86	-6.18	-5.65	0.21	2.90
2437MHz	Pass	11.10	-5.31	-2.60	-4.35	-4.72	1.89	2.90
2462MHz	Pass	11.10	-4.90	-2.54	-3.34	-4.20	2.19	2.90
802.11g_Nss1,(6Mbps)_4TX	-	-	-	-	-	-	-	-
2412MHz	Pass	11.10	-10.78	-10.95	-7.68	-8.15	-4.61	2.90
2437MHz	Pass	11.10	-3.53	-3.40	-2.36	-3.27	1.38	2.90
2462MHz	Pass	11.10	-5.72	-6.73	-6.39	-5.67	-1.52	2.90
802.11ax HEW20_Nss1,(MCS0)_4TX	-	-	-	-	-	-	-	-
2412MHz	Pass	11.10	-8.23	-9.30	-7.88	-6.07	-4.28	2.90
2437MHz	Pass	11.10	-2.19	-2.02	-1.11	-1.50	1.31	2.90
2462MHz	Pass	11.10	-6.92	-9.27	-7.29	-6.69	-4.22	2.90
802.11ax HEW40_Nss1,(MCS0)_4TX	-	-	-	-	-	-	-	-
2422MHz	Pass	11.10	-12.83	-12.87	-11.38	-11.07	-8.71	2.90
2437MHz	Pass	11.10	-10.22	-11.35	-8.46	-9.90	-6.57	2.90
2452MHz	Pass	11.10	-12.42	-13.97	-11.14	-10.59	-7.87	2.90

DG = Directional Gain; RBW = 3kHz;  
 PD = trace bin-by-bin of each transmits port summing can be performed maximum power density; Port X = Port X Power Density;

### 802.11b\_Nss1,(1Mbps)\_4TX

### PSD

#### 2412MHz

02/08/2022

CF  
2.412GHz

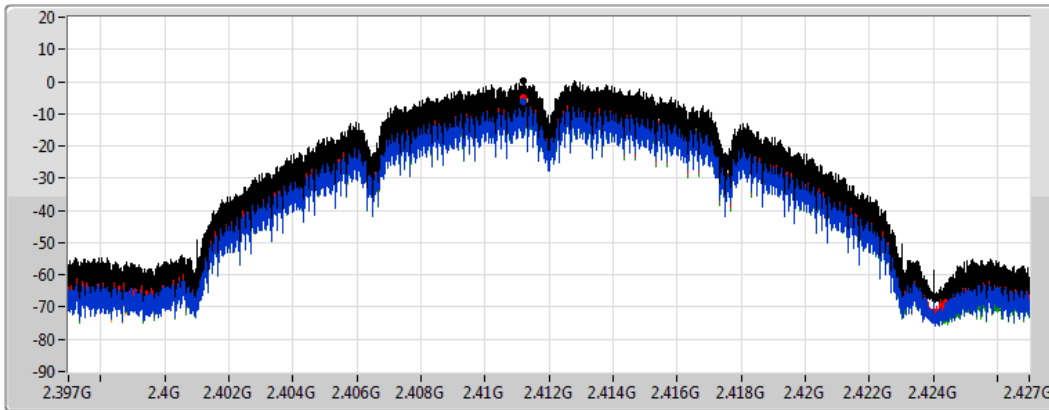
Span  
30MHz


RBW  
3kHz


VBW  
10kHz


Sweep Time  
4.424357ms


Detector Type  
RMS




Sum 

Port 1 

Port 2 

Port 3 

Port 4 

Sum	PD	Port 1	Port 2	Port 3	Port 4
(dBm/RBW)	(dBm/RBW)	(dBm/RBW)	(dBm/RBW)	(dBm/RBW)	(dBm/RBW)
0.21	0.21	-6.39	-4.86	-6.18	-5.65

### 802.11b\_Nss1,(1Mbps)\_4TX

### PSD

#### 2437MHz

02/08/2022

CF  
2.437GHz

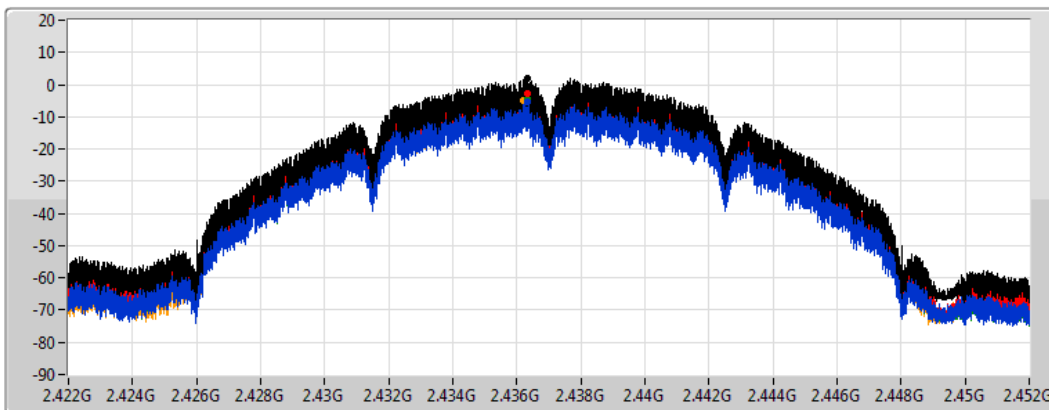
Span  
30MHz


RBW  
3kHz


VBW  
10kHz


Sweep Time  
4.424357ms


Detector Type  
RMS




Sum 

Port 1 

Port 2 

Port 3 

Port 4 

Sum	PD	Port 1	Port 2	Port 3	Port 4
(dBm/RBW)	(dBm/RBW)	(dBm/RBW)	(dBm/RBW)	(dBm/RBW)	(dBm/RBW)
1.89	1.89	-5.31	-2.60	-4.35	-4.72

### 802.11b\_Nss1,(1Mbps)\_4TX

### PSD

2462MHz

02/08/2022

CF  
2.462GHz

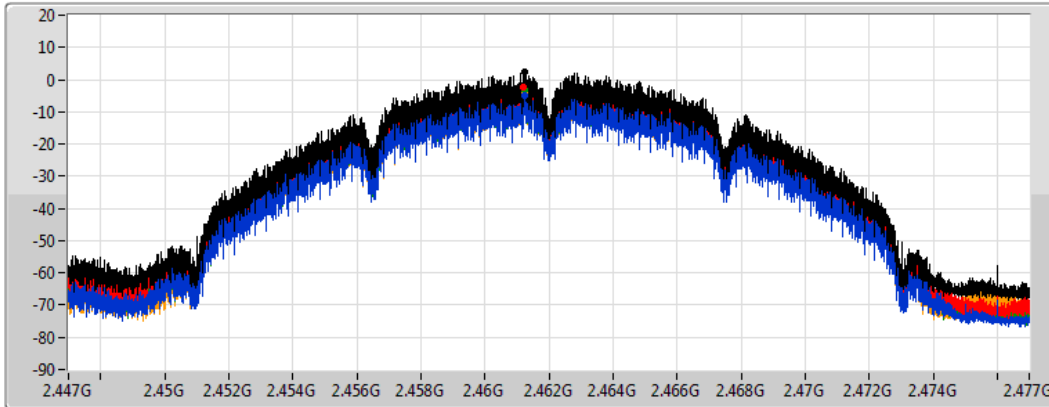
Span  
30MHz


RBW  
3kHz


VBW  
10kHz


Sweep Time  
4.424357ms


Detector Type  
RMS




Sum 

Port 1 

Port 2 

Port 3 

Port 4 

Sum	PD	Port 1	Port 2	Port 3	Port 4
(dBm/RBW)	(dBm/RBW)	(dBm/RBW)	(dBm/RBW)	(dBm/RBW)	(dBm/RBW)
2.19	2.19	-4.90	-2.54	-3.34	-4.20

### 802.11g\_Nss1,(6Mbps)\_4TX

### PSD

2412MHz

02/08/2022

CF  
2.412GHz

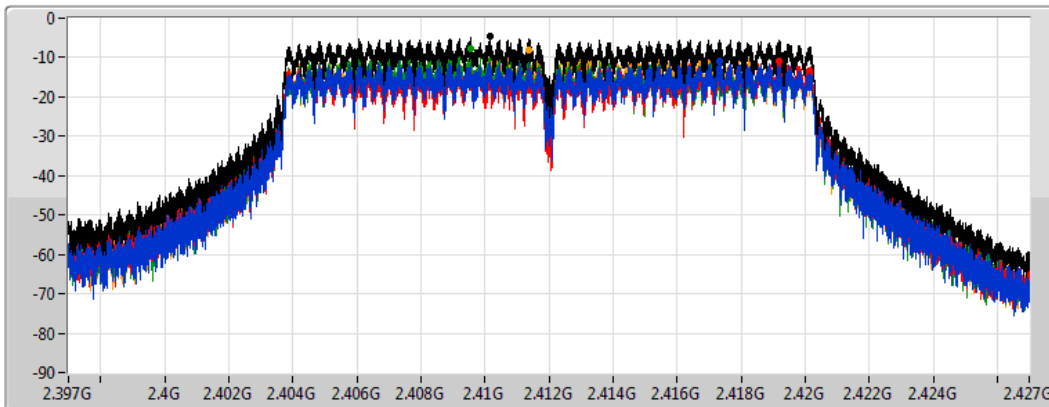
Span  
30MHz


RBW  
3kHz


VBW  
10kHz


Sweep Time  
4.424357ms


Detector Type  
Peak




Sum 

Port 1 

Port 2 

Port 3 

Port 4 

Sum	PD	Port 1	Port 2	Port 3	Port 4
(dBm/RBW)	(dBm/RBW)	(dBm/RBW)	(dBm/RBW)	(dBm/RBW)	(dBm/RBW)
-4.61	-4.61	-10.78	-10.95	-7.68	-8.15

### 802.11g\_Nss1,(6Mbps)\_4TX

### PSD

2437MHz

02/08/2022

CF  
2.437GHz

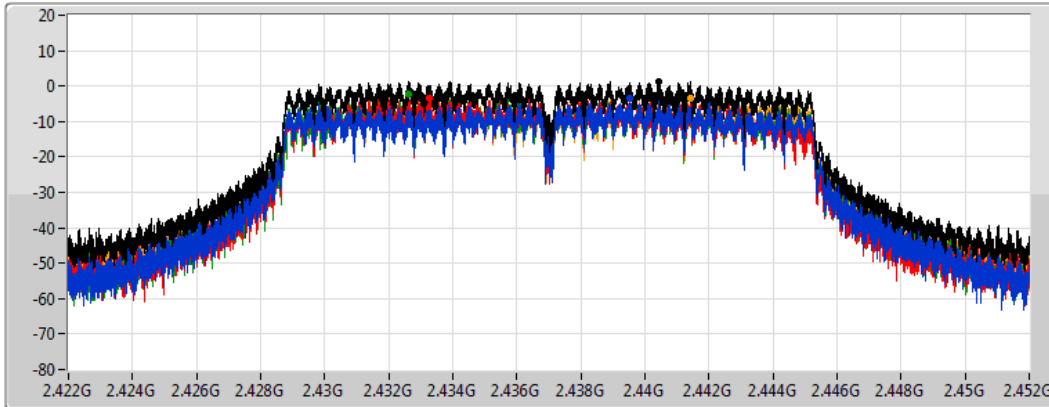
Span  
30MHz


RBW  
3kHz


VBW  
10kHz


Sweep Time  
4.424357ms


Detector Type  
Peak




Sum 

Port 1 

Port 2 

Port 3 

Port 4 

Sum	PD	Port 1	Port 2	Port 3	Port 4
(dBm/RBW)	(dBm/RBW)	(dBm/RBW)	(dBm/RBW)	(dBm/RBW)	(dBm/RBW)
1.38	1.38	-3.53	-3.40	-2.36	-3.27

### 802.11g\_Nss1,(6Mbps)\_4TX

### PSD

2462MHz

02/08/2022

CF  
2.462GHz

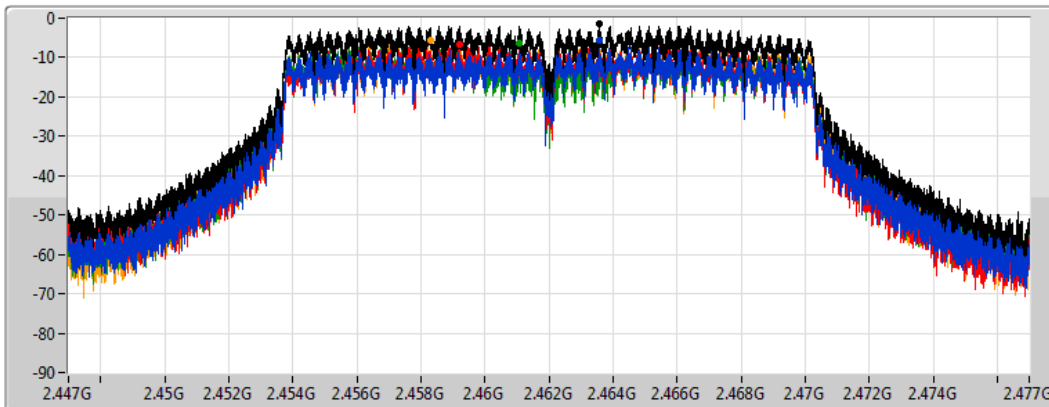
Span  
30MHz


RBW  
3kHz


VBW  
10kHz


Sweep Time  
4.424357ms


Detector Type  
Peak




Sum 

Port 1 

Port 2 

Port 3 

Port 4 

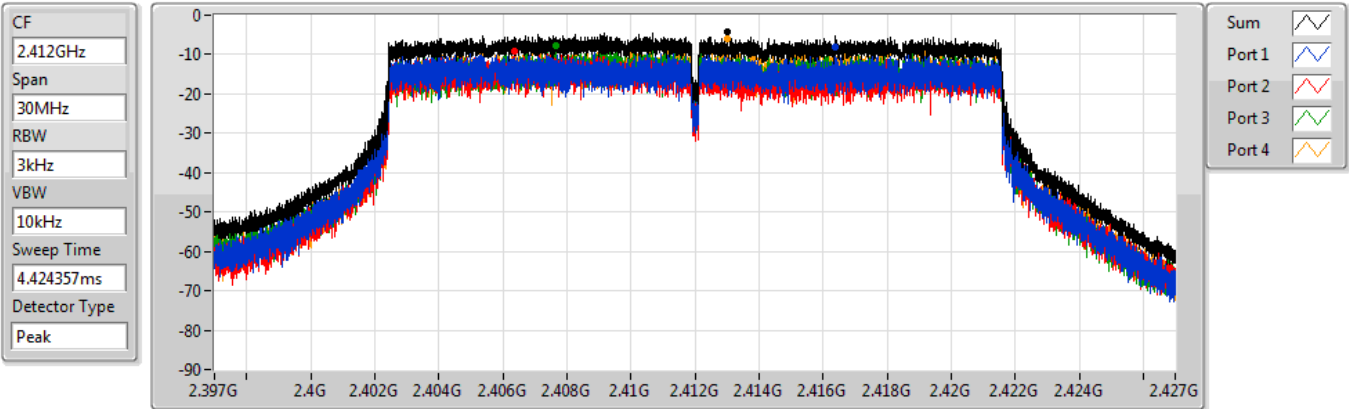
Sum	PD	Port 1	Port 2	Port 3	Port 4
(dBm/RBW)	(dBm/RBW)	(dBm/RBW)	(dBm/RBW)	(dBm/RBW)	(dBm/RBW)
-1.52	-1.52	-5.72	-6.73	-6.39	-5.67

802.11ax HEW20\_Nss1,(MCS0)\_4TX

PSD

2412MHz

02/08/2022



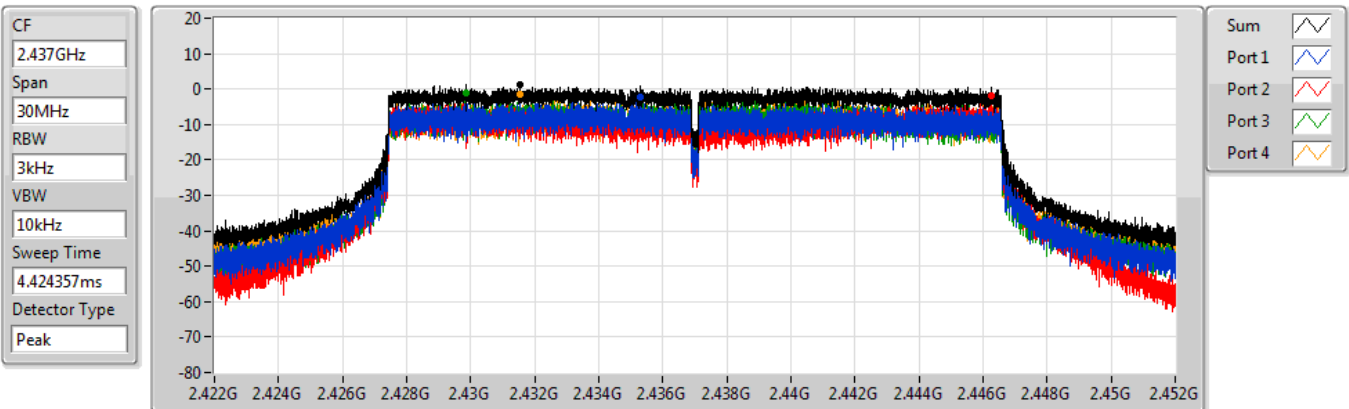
Sum	PD	Port 1	Port 2	Port 3	Port 4
(dBm/RBW)	(dBm/RBW)	(dBm/RBW)	(dBm/RBW)	(dBm/RBW)	(dBm/RBW)
-4.28	-4.28	-8.23	-9.30	-7.88	-6.07

802.11ax HEW20\_Nss1,(MCS0)\_4TX

PSD

2437MHz

02/08/2022



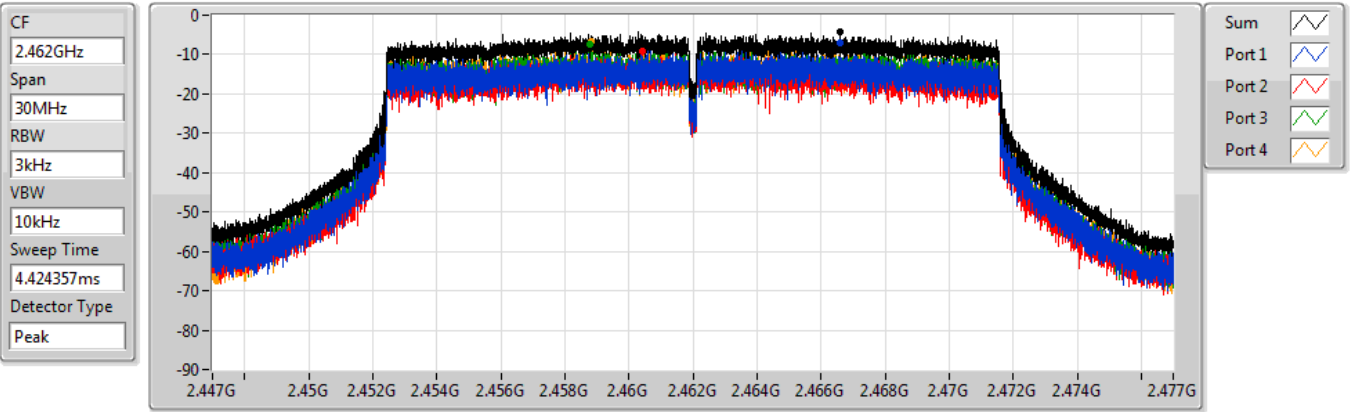
Sum	PD	Port 1	Port 2	Port 3	Port 4
(dBm/RBW)	(dBm/RBW)	(dBm/RBW)	(dBm/RBW)	(dBm/RBW)	(dBm/RBW)
1.31	1.31	-2.19	-2.02	-1.11	-1.50

802.11ax HEW20\_Nss1,(MCS0)\_4TX

PSD

2462MHz

02/08/2022



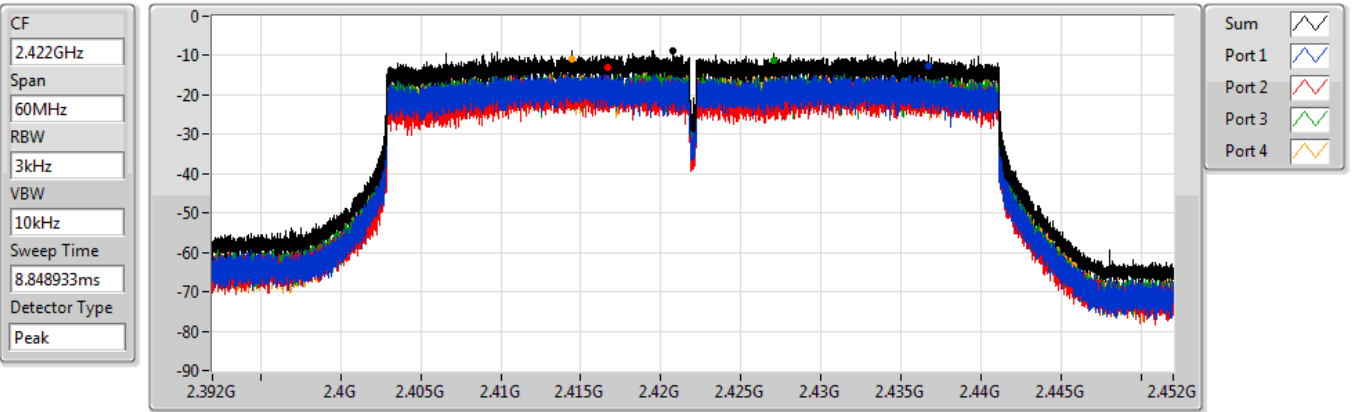
Sum	PD	Port 1	Port 2	Port 3	Port 4
(dBm/RBW)	(dBm/RBW)	(dBm/RBW)	(dBm/RBW)	(dBm/RBW)	(dBm/RBW)
-4.22	-4.22	-6.92	-9.27	-7.29	-6.69

802.11ax HEW40\_Nss1,(MCS0)\_4TX

PSD

2422MHz

02/08/2022



Sum	PD	Port 1	Port 2	Port 3	Port 4
(dBm/RBW)	(dBm/RBW)	(dBm/RBW)	(dBm/RBW)	(dBm/RBW)	(dBm/RBW)
-8.71	-8.71	-12.83	-12.87	-11.38	-11.07



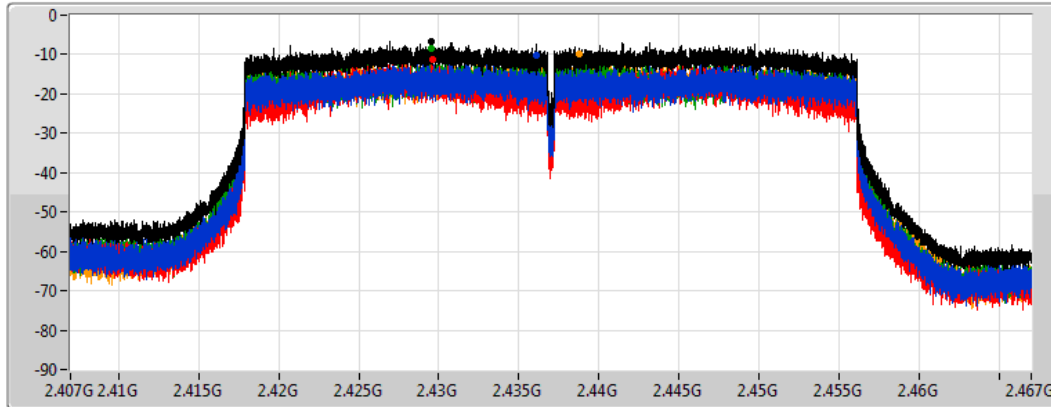
802.11ax HEW40\_Nss1,(MCS0)\_4TX

PSD

2437MHz

02/08/2022

CF  
2.437GHz  
Span  
60MHz  
RBW  
3kHz  
VBW  
10kHz  
Sweep Time  
8.848933ms  
Detector Type  
Peak



Sum   
Port 1   
Port 2   
Port 3   
Port 4

Sum	PD	Port 1	Port 2	Port 3	Port 4
(dBm/RBW)	(dBm/RBW)	(dBm/RBW)	(dBm/RBW)	(dBm/RBW)	(dBm/RBW)
-6.57	-6.57	-10.22	-11.35	-8.46	-9.90

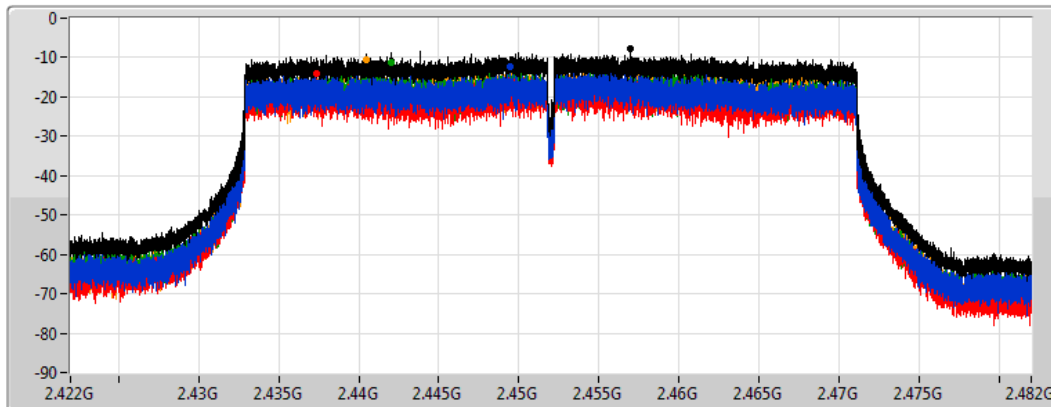
802.11ax HEW40\_Nss1,(MCS0)\_4TX

PSD

2452MHz

02/08/2022

CF  
2.452GHz  
Span  
60MHz  
RBW  
3kHz  
VBW  
10kHz  
Sweep Time  
8.848933ms  
Detector Type  
Peak



Sum   
Port 1   
Port 2   
Port 3   
Port 4

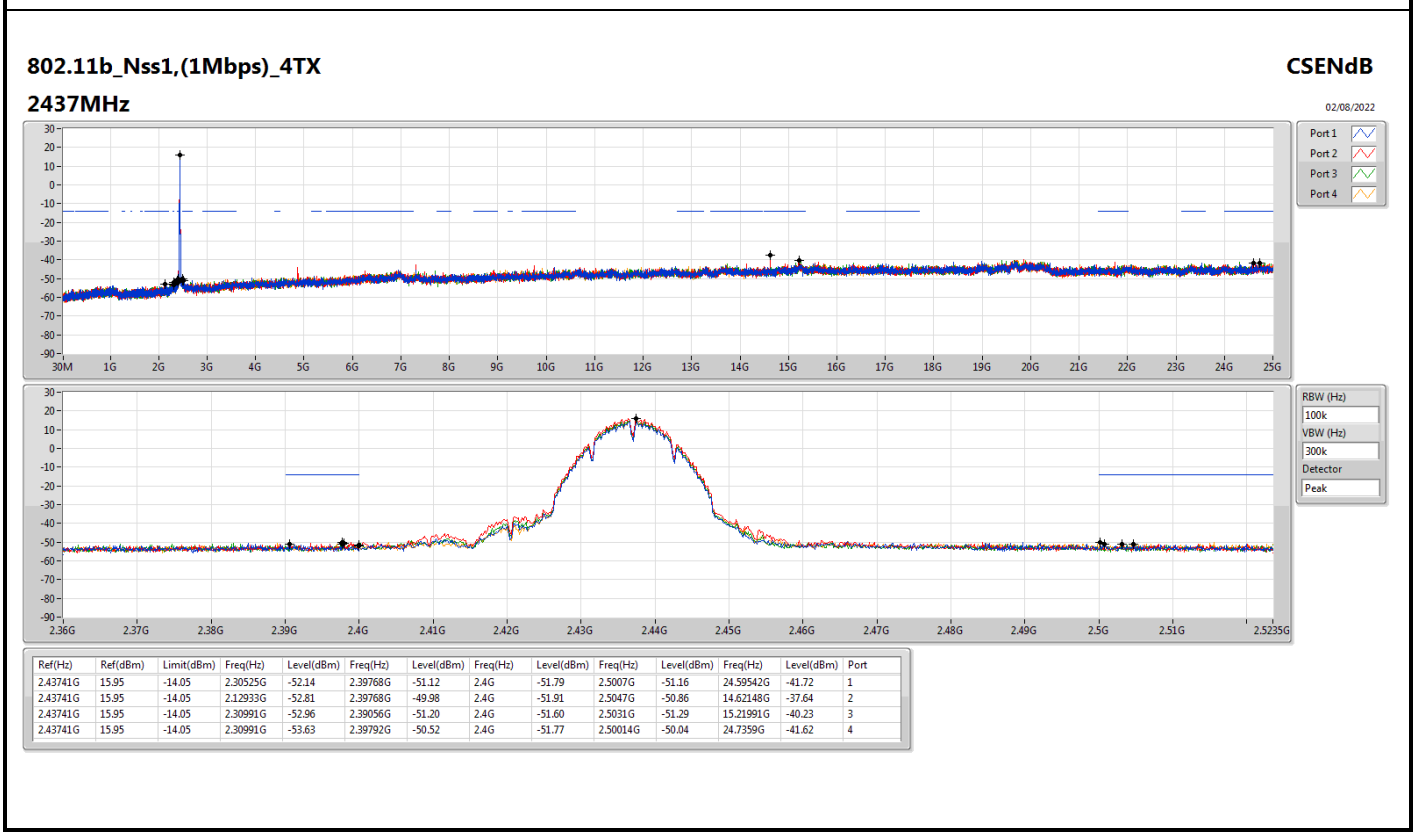
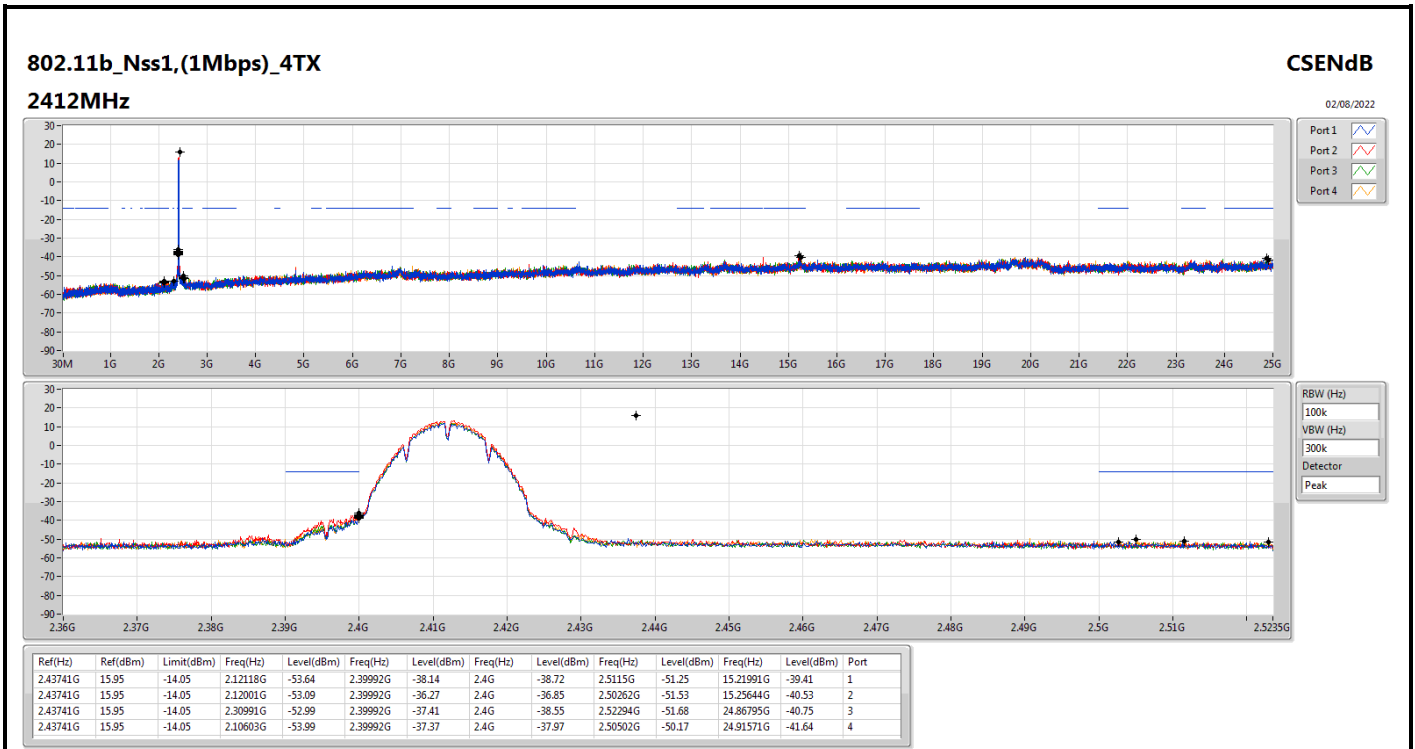
Sum	PD	Port 1	Port 2	Port 3	Port 4
(dBm/RBW)	(dBm/RBW)	(dBm/RBW)	(dBm/RBW)	(dBm/RBW)	(dBm/RBW)
-7.87	-7.87	-12.42	-13.97	-11.14	-10.59

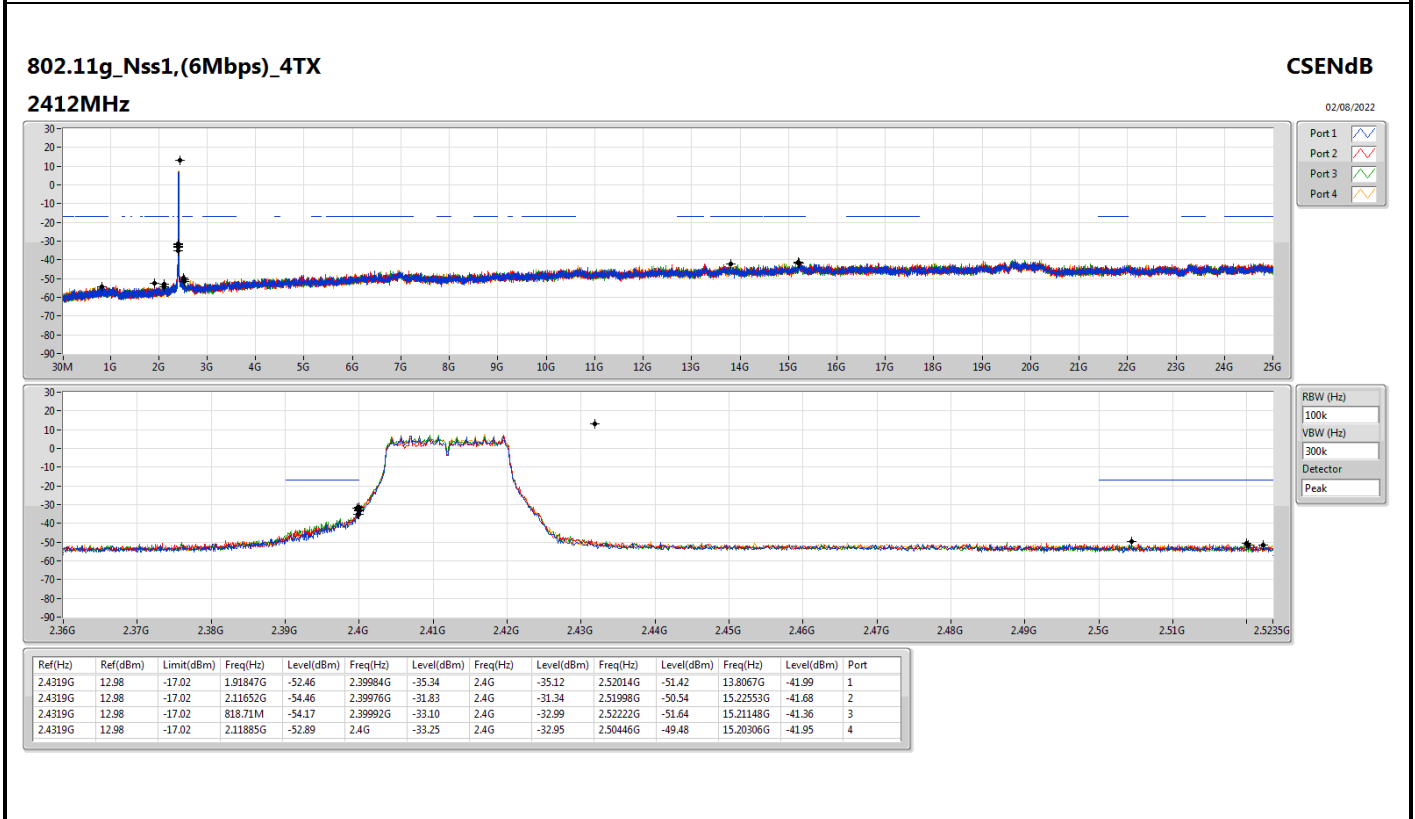
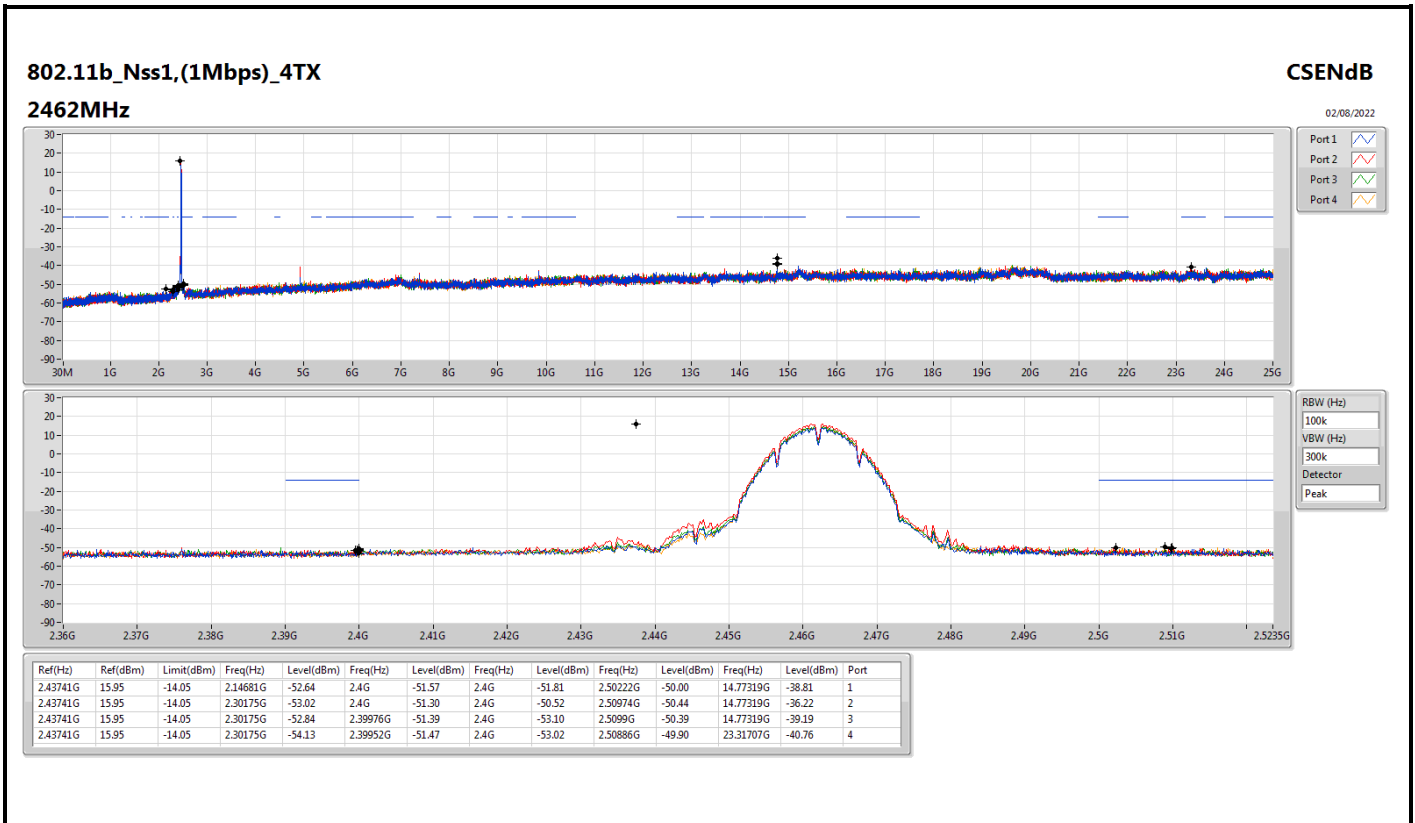


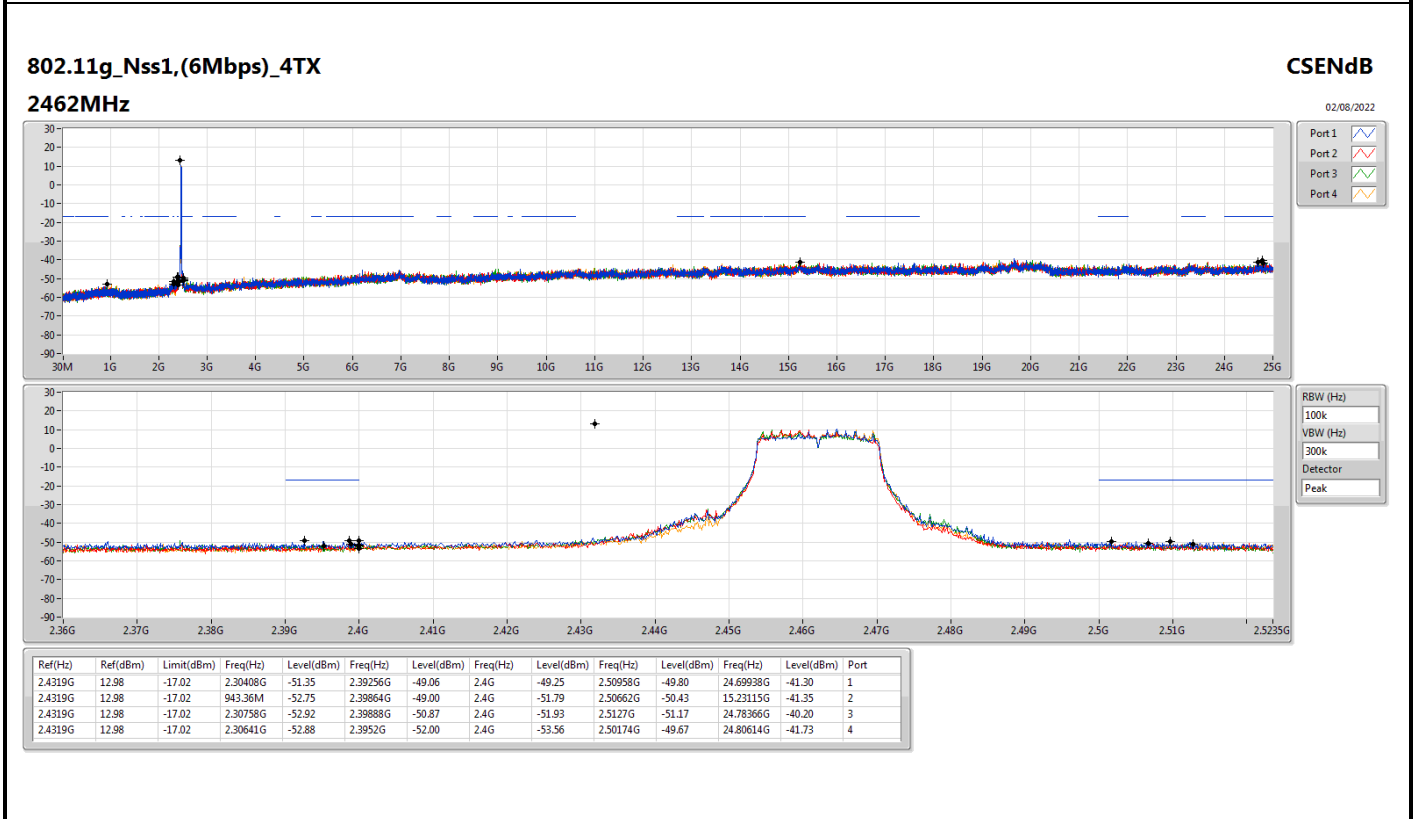
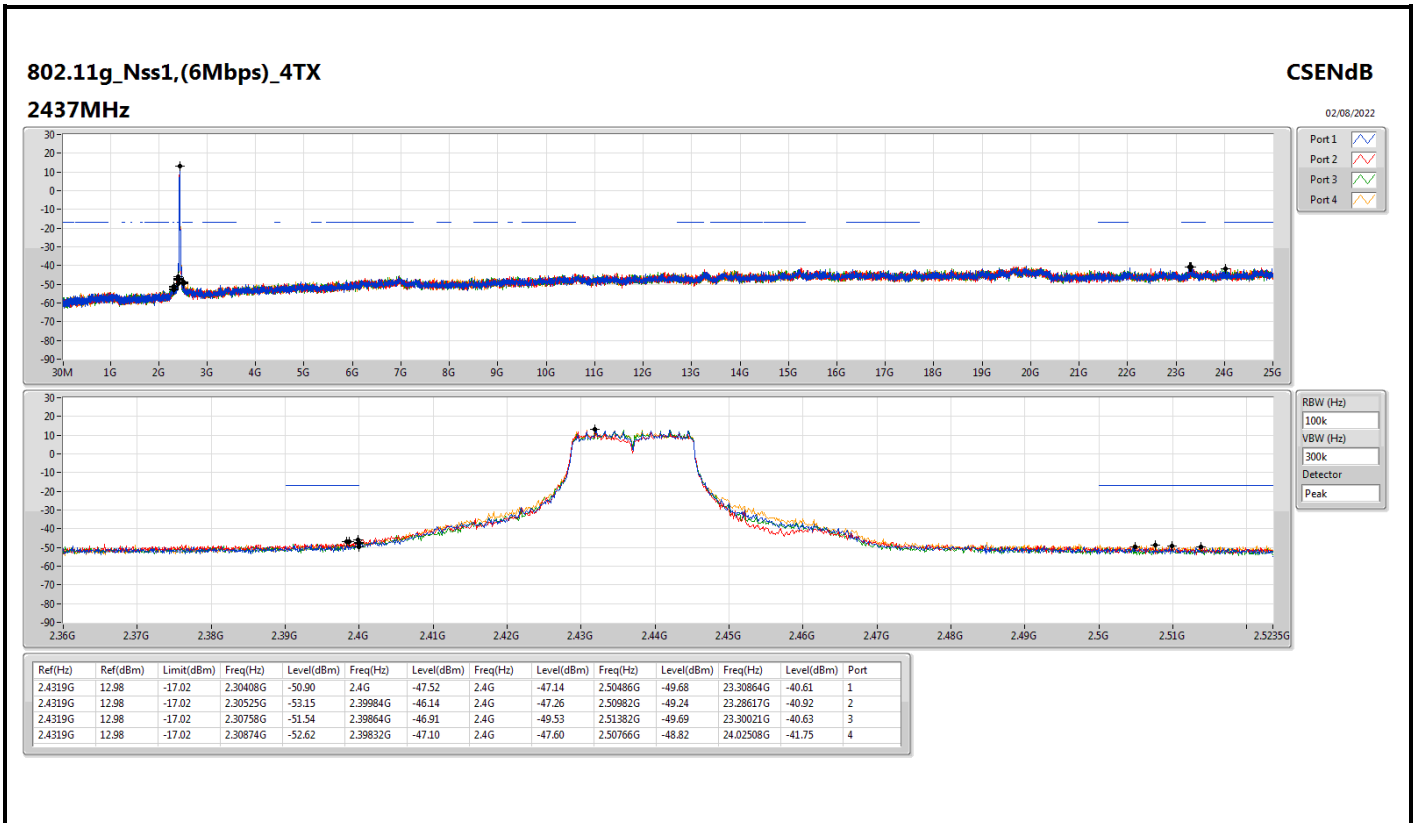
Summary

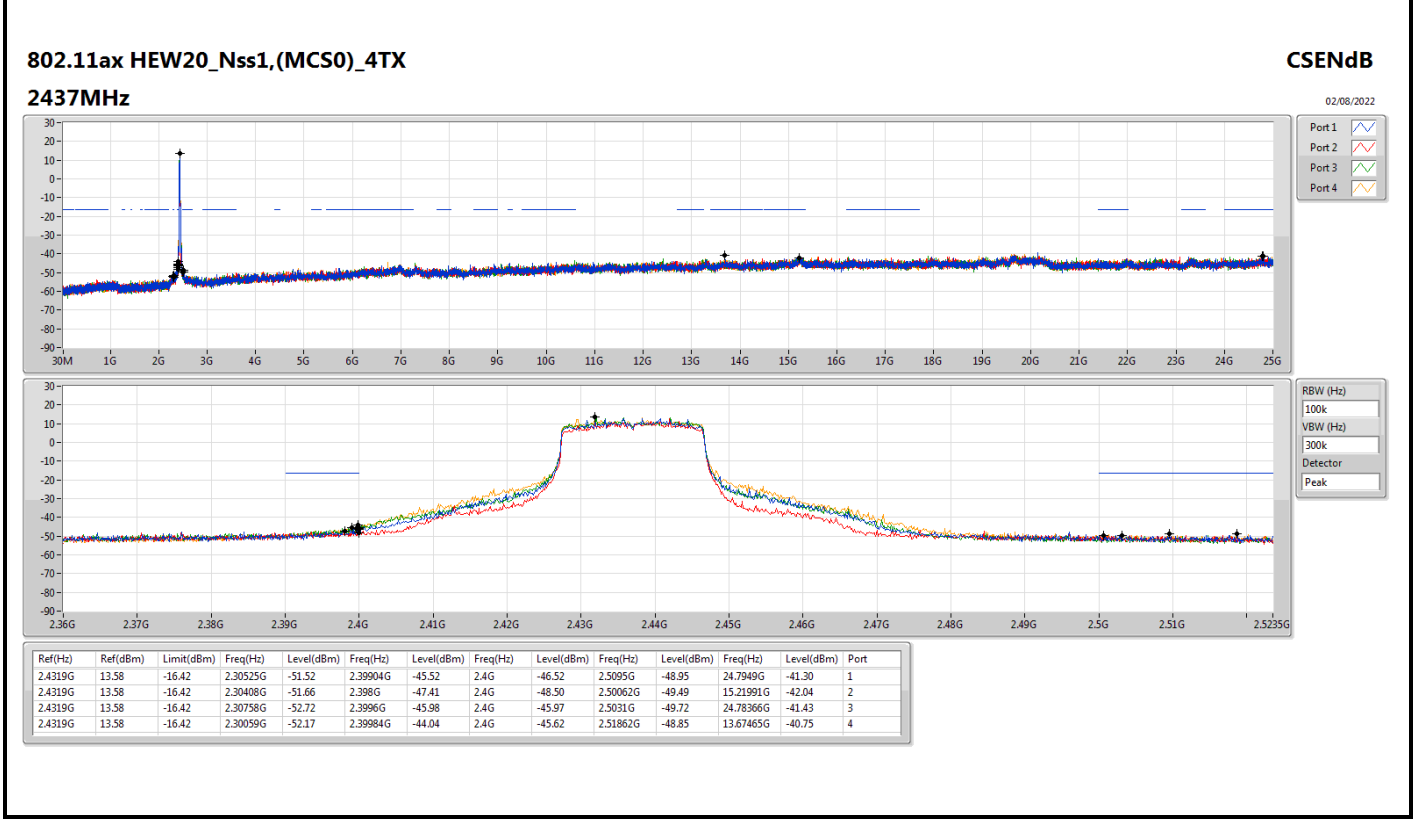
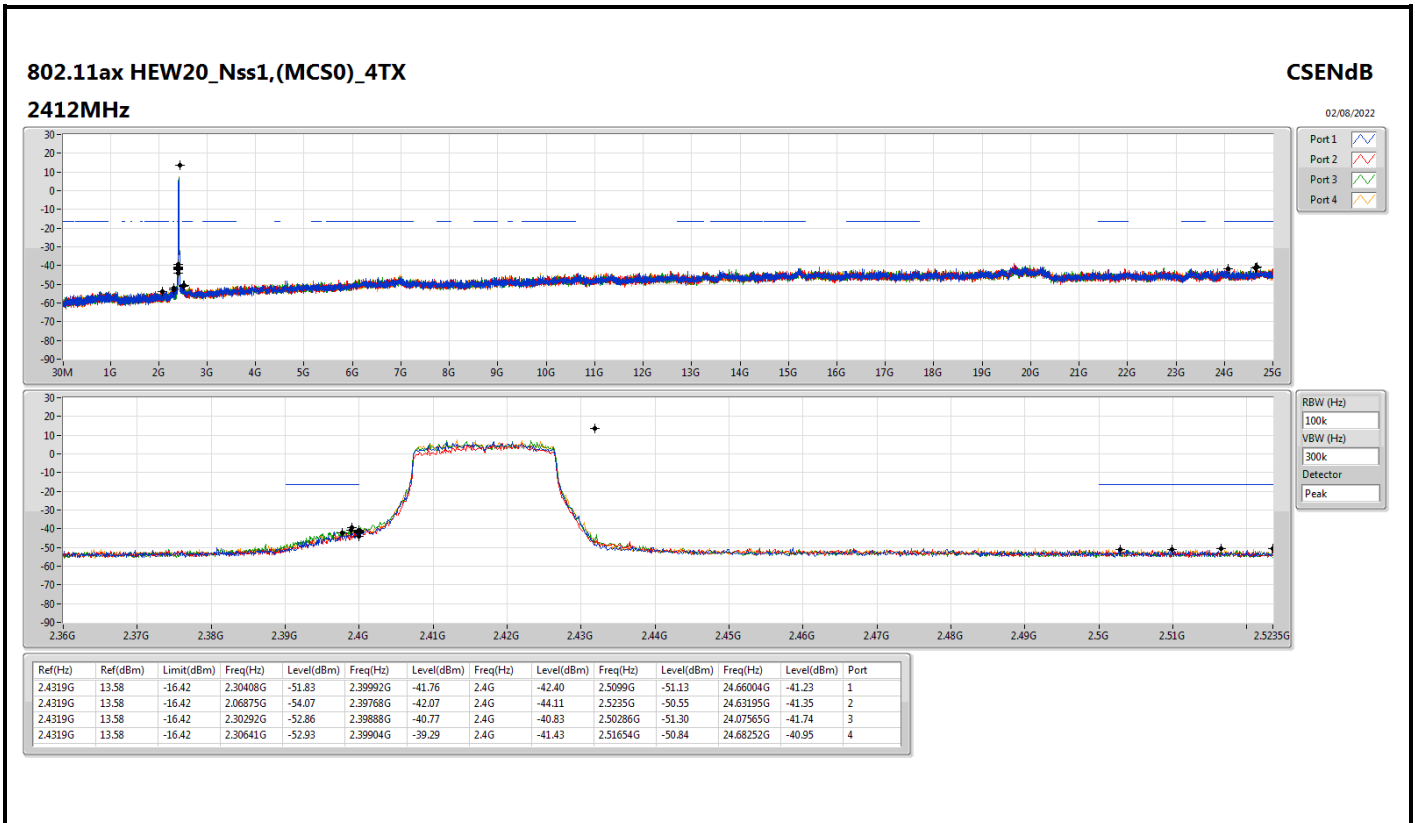
Mode	Result	Ref (Hz)	Ref (dBm)	Limit (dBm)	Freq (Hz)	Level (dBm)	Freq (Hz)	Level (dBm)	Freq (Hz)	Level (dBm)	Freq (Hz)	Level (dBm)	Freq (Hz)	Level (dBm)	Port
2.4-2.4835GHz	-	-	-	-	-	-	-	-	-	-	-	-	-	-	-
802.11b_Nss1,(1Mbps)_4TX	Pass	2.43741G	15.95	-14.05	2.12001G	-53.09	2.39992G	-36.27	2.4G	-36.85	2.50262G	-51.53	15.25644G	-40.53	2
802.11g_Nss1,(6Mbps)_4TX	Pass	2.4319G	12.98	-17.02	2.11652G	-54.46	2.39976G	-31.83	2.4G	-31.34	2.51998G	-50.54	15.22553G	-41.68	2
802.11ax HEW20_Nss1,(MCS0)_4TX	Pass	2.4319G	13.58	-16.42	2.30641G	-52.93	2.39904G	-39.29	2.4G	-41.43	2.51654G	-50.84	24.68252G	-40.95	4
802.11ax HEW40_Nss1,(MCS0)_4TX	Pass	2.4319G	4.58	-25.42	2.30054G	-53.47	2.39984G	-36.21	2.4G	-36.03	2.50862G	-50.75	23.35372G	-41.31	4

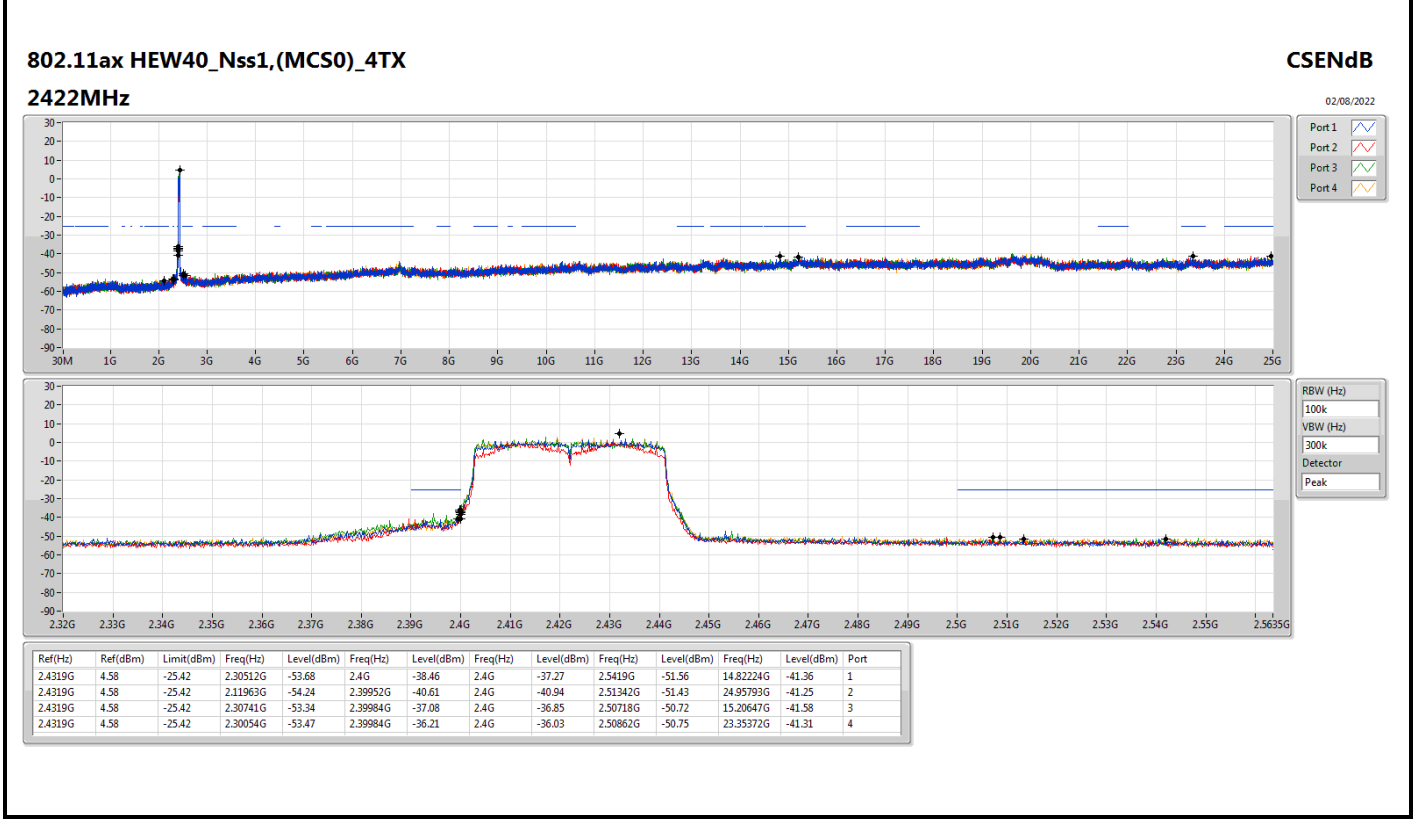
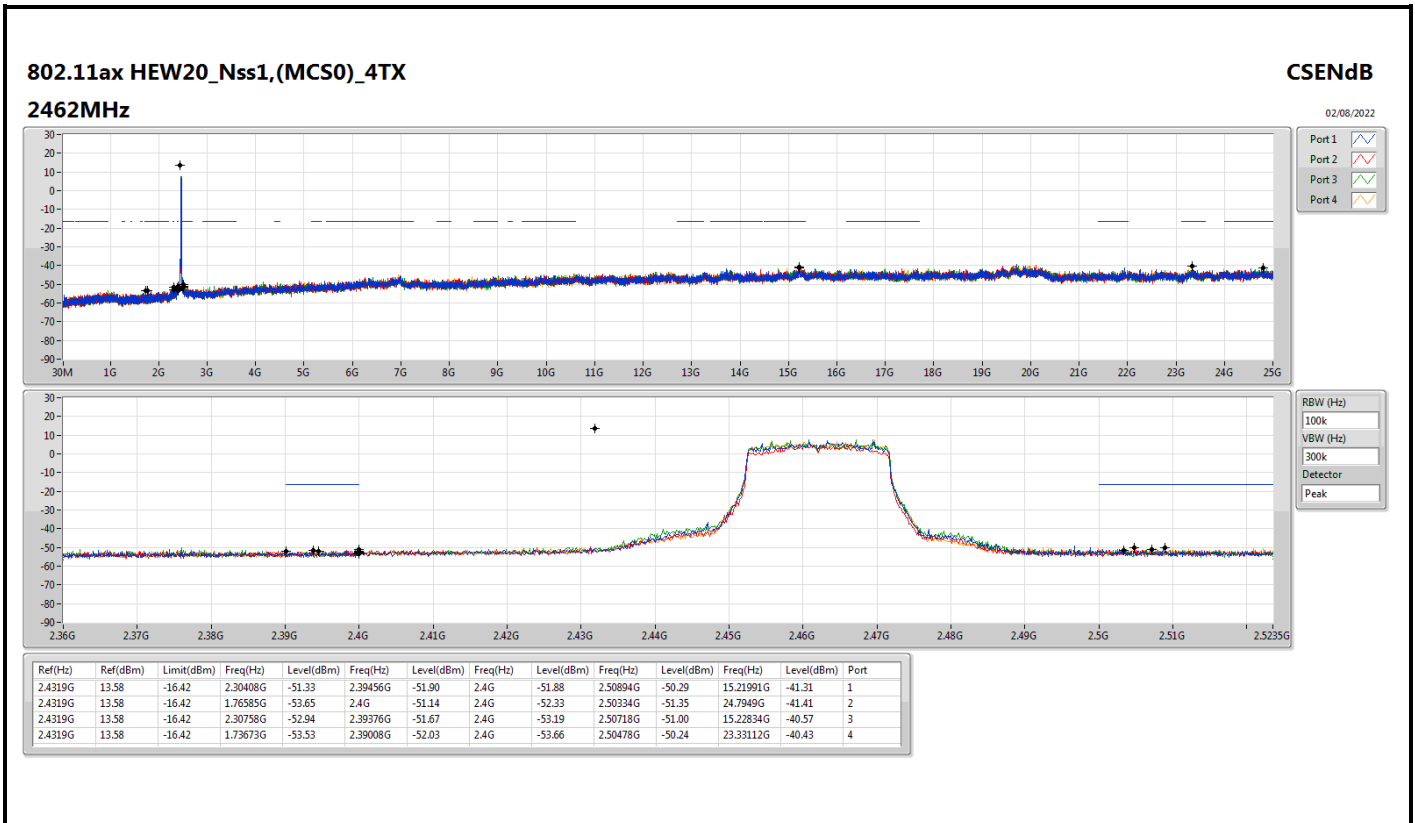




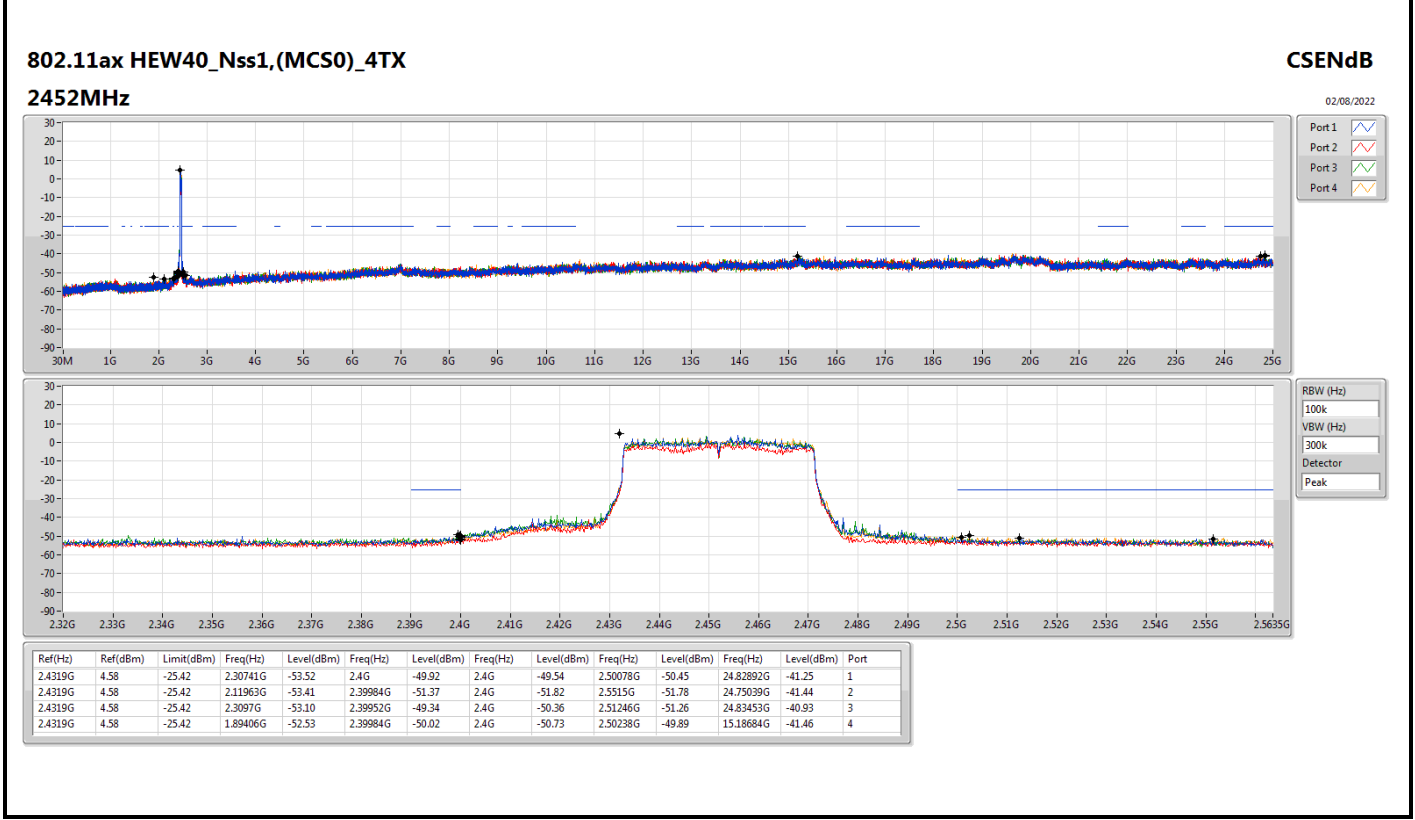
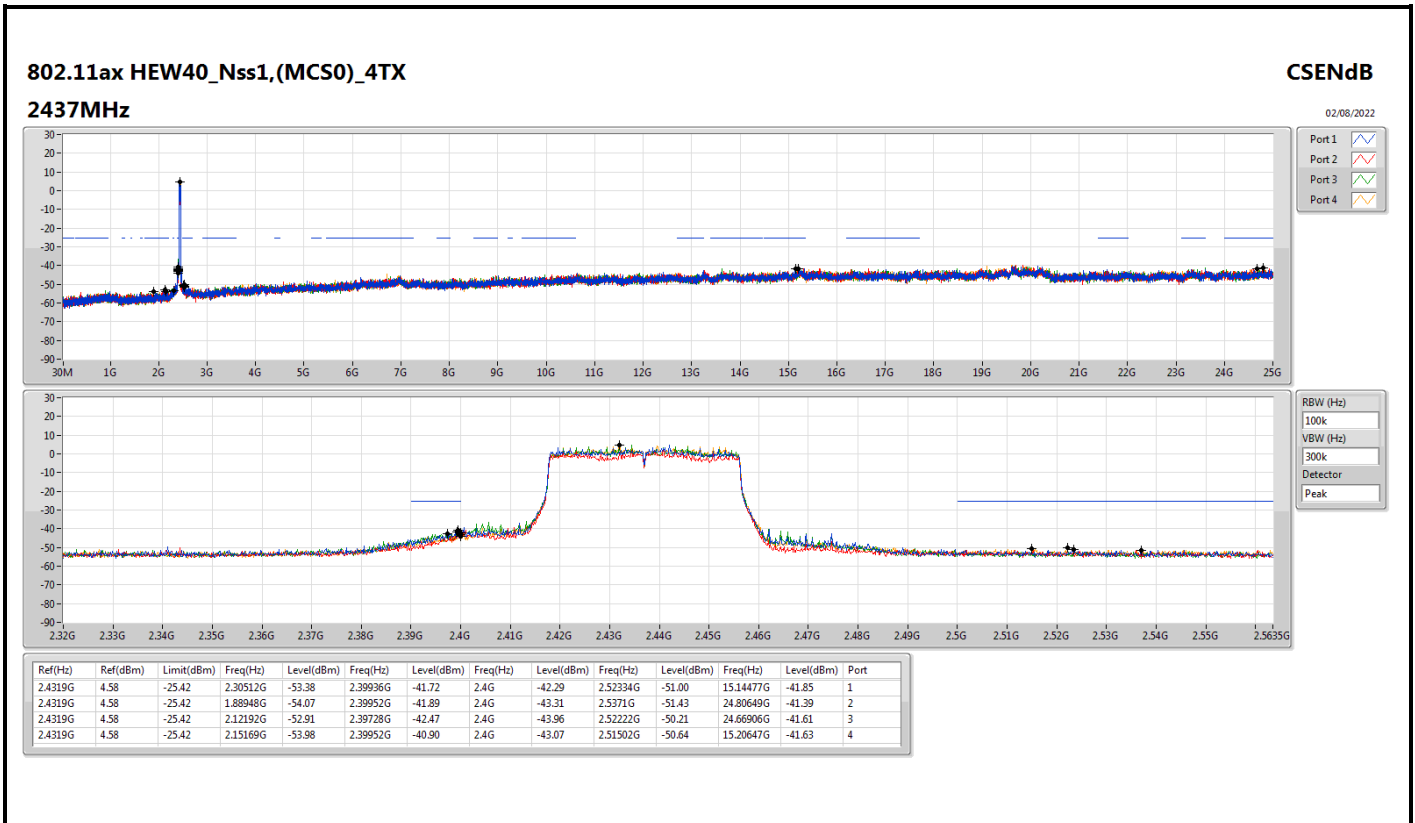














Summary

Mode	Result	Type	Freq (Hz)	Level (dBuV/m)	Limit (dBuV/m)	Margin (dB)	Dist (m)	Condition	Azimuth (°)	Height (m)	Comments
2.4-2.4835GHz	-	-	-	-	-	-	-	-	-	-	-
802.11ax HEW40_Nss1,(MCS0)_4TX	Pass	PK	74.62M	33.06	40.00	-6.94	3	Vertical	0	1.00	-

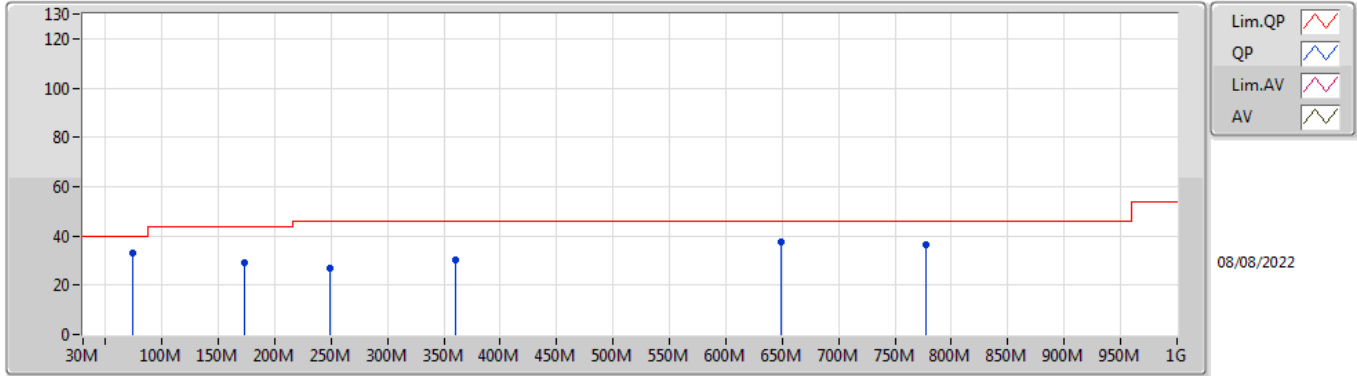


Result

Mode	Result	Type	Freq (Hz)	Level (dBuV/m)	Limit (dBuV/m)	Margin (dB)	Dist (m)	Condition	Azimuth (°)	Height (m)	Comments
802.11ax HEW40_Nss1,(MCS0)_4TX	-	-	-	-	-	-	-	-	-	-	-
2437MHz	Pass	PK	74.62M	33.06	40.00	-6.94	3	Vertical	0	1.00	-
2437MHz	Pass	PK	173.56M	28.99	43.50	-14.51	3	Vertical	0	1.00	-
2437MHz	Pass	PK	249.22M	27.17	46.00	-18.83	3	Vertical	0	1.00	-
2437MHz	Pass	PK	359.8M	30.22	46.00	-15.78	3	Vertical	0	1.00	-
2437MHz	Pass	PK	648.86M	37.69	46.00	-8.31	3	Vertical	0	1.00	-
2437MHz	Pass	PK	776.9M	36.30	46.00	-9.70	3	Vertical	0	1.00	-
2437MHz	Pass	PK	74.62M	29.58	40.00	-10.42	3	Horizontal	360	1.00	-
2437MHz	Pass	PK	173.56M	28.19	43.50	-15.31	3	Horizontal	360	1.00	-
2437MHz	Pass	PK	249.22M	31.14	46.00	-14.86	3	Horizontal	360	1.00	-
2437MHz	Pass	PK	359.8M	27.30	46.00	-18.70	3	Horizontal	360	1.00	-
2437MHz	Pass	PK	505.3M	36.60	46.00	-9.40	3	Horizontal	360	1.00	-
2437MHz	Pass	PK	720.64M	38.12	46.00	-7.88	3	Horizontal	360	1.00	-

802.11ax HEW40\_Nss1,(MCS0)\_4TX

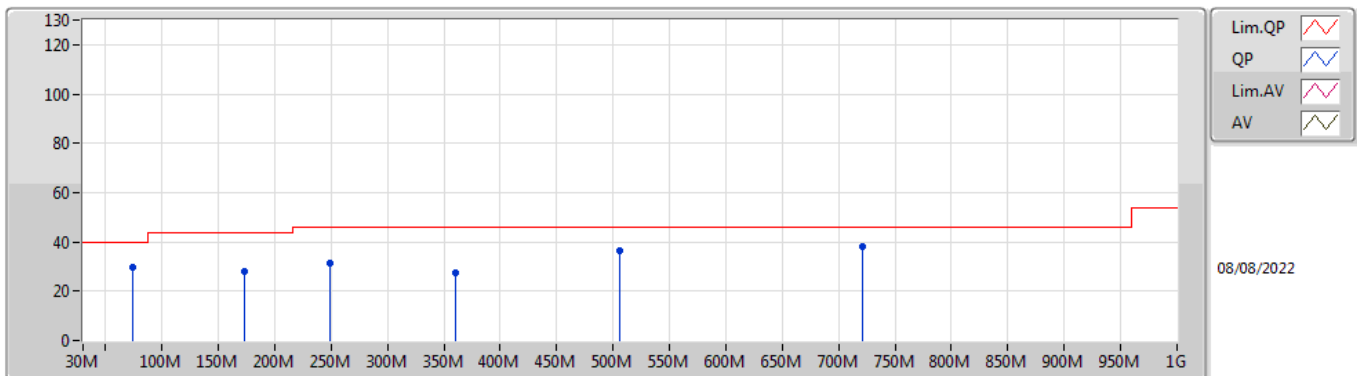
2437MHz\_PoE



Type	Freq (Hz)	Level (dBuV/m)	Limit (dBuV/m)	Margin (dB)	Factor (dB)	Dist (m)	Condition	Azimuth (°)	Height (m)	Comment	Raw (dBuV)	AF (dB)	CL (dB)	PA (dB)
PK	74.62M	33.06	40.00	-6.94	-24.16	3	Vertical	0	1.00	-	57.22	11.97	0.79	36.92
PK	173.56M	28.99	43.50	-14.51	-20.46	3	Vertical	0	1.00	-	49.45	14.64	1.36	36.46
PK	249.22M	27.17	46.00	-18.83	-17.27	3	Vertical	0	1.00	-	44.44	17.68	1.53	36.48
PK	359.8M	30.22	46.00	-15.78	-14.71	3	Vertical	0	1.00	-	44.93	19.91	1.91	36.53
PK	648.86M	37.69	46.00	-8.31	-8.63	3	Vertical	0	1.00	-	46.32	25.67	2.87	37.17
PK	776.9M	36.30	46.00	-9.70	-7.11	3	Vertical	0	1.00	-	43.41	27.25	3.10	37.46

802.11ax HEW40\_Nss1,(MCS0)\_4TX

2437MHz\_PoE



Type	Freq (Hz)	Level (dBuV/m)	Limit (dBuV/m)	Margin (dB)	Factor (dB)	Dist (m)	Condition	Azimuth (°)	Height (m)	Comment	Raw (dBuV)	AF (dB)	CL (dB)	PA (dB)
PK	74.62M	29.58	40.00	-10.42	-24.16	3	Horizontal	360	1.00	-	53.74	11.97	0.79	36.92
PK	173.56M	28.19	43.50	-15.31	-20.46	3	Horizontal	360	1.00	-	48.65	14.64	1.36	36.46
PK	249.22M	31.14	46.00	-14.86	-17.27	3	Horizontal	360	1.00	-	48.41	17.68	1.53	36.48
PK	359.8M	27.30	46.00	-18.70	-14.71	3	Horizontal	360	1.00	-	42.01	19.91	1.91	36.53
PK	505.3M	36.60	46.00	-9.40	-11.46	3	Horizontal	360	1.00	-	48.06	23.18	2.36	37.00
PK	720.64M	38.12	46.00	-7.88	-8.06	3	Horizontal	360	1.00	-	46.18	26.31	3.01	37.38



Summary

Mode	Result	Type	Freq (Hz)	Level (dBuV/m)	Limit (dBuV/m)	Margin (dB)	Dist (m)	Condition	Azimuth (°)	Height (m)	Comments
2.4-2.4835GHz	-	-	-	-	-	-	-	-	-	-	-
802.11b_Nss1,(1Mbps)_4TX	Pass	AV	2.3872G	53.55	54.00	-0.45	3	Horizontal	324	2.65	-
802.11g_Nss1,(6Mbps)_4TX	Pass	AV	2.39G	53.85	54.00	-0.15	3	Horizontal	328	2.26	-
802.11ax HEW20_Nss1,(MCS0)_4TX	Pass	AV	2.39G	53.82	54.00	-0.18	3	Horizontal	301	1.17	-
802.11ax HEW40_Nss1,(MCS0)_4TX	Pass	AV	2.389G	53.84	54.00	-0.16	3	Vertical	332	1.22	-



Result

Mode	Result	Type	Freq (Hz)	Level (dBuV/m)	Limit (dBuV/m)	Margin (dB)	Dist (m)	Condition	Azimuth (°)	Height (m)	Comments
802.11b_Nss1,(1Mbps)_4TX	-	-	-	-	-	-	-	-	-	-	-
2412MHz	Pass	AV	2.3852G	52.60	54.00	-1.40	3	Vertical	23	1.27	-
2412MHz	Pass	AV	2.4112G	114.46	Inf	-Inf	3	Vertical	23	1.27	-
2412MHz	Pass	PK	2.3858G	60.24	74.00	-13.76	3	Vertical	23	1.27	-
2412MHz	Pass	PK	2.4126G	117.29	Inf	-Inf	3	Vertical	23	1.27	-
2412MHz	Pass	AV	2.3872G	53.55	54.00	-0.45	3	Horizontal	324	2.65	-
2412MHz	Pass	AV	2.4112G	114.96	Inf	-Inf	3	Horizontal	324	2.65	-
2412MHz	Pass	PK	2.3868G	61.07	74.00	-12.93	3	Horizontal	324	2.65	-
2412MHz	Pass	PK	2.4126G	117.69	Inf	-Inf	3	Horizontal	324	2.65	-
2412MHz	Pass	AV	4.82401G	37.09	54.00	-16.91	3	Vertical	290	1.54	-
2412MHz	Pass	PK	4.8228G	47.19	74.00	-26.81	3	Vertical	290	1.54	-
2412MHz	Pass	AV	4.82395G	40.65	54.00	-13.35	3	Horizontal	298	1.10	-
2412MHz	Pass	PK	4.82391G	48.56	74.00	-25.44	3	Horizontal	298	1.10	-
2417MHz	Pass	AV	2.3886G	52.13	54.00	-1.87	3	Vertical	18	1.47	-
2417MHz	Pass	AV	2.4164G	114.90	Inf	-Inf	3	Vertical	18	1.47	-
2417MHz	Pass	PK	2.39G	59.58	74.00	-14.42	3	Vertical	18	1.47	-
2417MHz	Pass	PK	2.4174G	117.87	Inf	-Inf	3	Vertical	18	1.47	-
2417MHz	Pass	AV	2.39G	53.24	54.00	-0.76	3	Horizontal	326	2.78	-
2417MHz	Pass	AV	2.4162G	114.95	Inf	-Inf	3	Horizontal	326	2.78	-
2417MHz	Pass	PK	2.39G	60.91	74.00	-13.09	3	Horizontal	326	2.78	-
2417MHz	Pass	PK	2.4176G	118.01	Inf	-Inf	3	Horizontal	326	2.78	-
2437MHz	Pass	AV	2.3886G	51.40	54.00	-2.60	3	Vertical	17	1.50	-
2437MHz	Pass	AV	2.4338G	115.94	Inf	-Inf	3	Vertical	17	1.50	-
2437MHz	Pass	AV	2.4878G	51.54	54.00	-2.46	3	Vertical	17	1.50	-
2437MHz	Pass	PK	2.389G	60.56	74.00	-13.44	3	Vertical	17	1.50	-
2437MHz	Pass	PK	2.4406G	119.44	Inf	-Inf	3	Vertical	17	1.50	-
2437MHz	Pass	PK	2.4898G	61.04	74.00	-12.96	3	Vertical	17	1.50	-
2437MHz	Pass	AV	2.3886G	53.35	54.00	-0.65	3	Horizontal	334	2.13	-
2437MHz	Pass	AV	2.4402G	115.55	Inf	-Inf	3	Horizontal	334	2.13	-
2437MHz	Pass	AV	2.4878G	51.46	54.00	-2.54	3	Horizontal	334	2.13	-
2437MHz	Pass	PK	2.3854G	61.41	74.00	-12.59	3	Horizontal	334	2.13	-
2437MHz	Pass	PK	2.4406G	119.59	Inf	-Inf	3	Horizontal	334	2.13	-
2437MHz	Pass	PK	2.487G	60.75	74.00	-13.25	3	Horizontal	334	2.13	-
2437MHz	Pass	AV	4.87399G	45.58	54.00	-8.42	3	Vertical	351	1.59	-
2437MHz	Pass	AV	7.30999G	40.34	54.00	-13.66	3	Vertical	280	2.64	-
2437MHz	Pass	PK	4.874G	50.75	74.00	-23.25	3	Vertical	351	1.59	-
2437MHz	Pass	PK	7.31157G	50.99	74.00	-23.01	3	Vertical	280	2.64	-
2437MHz	Pass	AV	4.87401G	41.49	54.00	-12.51	3	Horizontal	10	1.75	-
2437MHz	Pass	AV	7.30887G	40.54	54.00	-13.46	3	Horizontal	308	1.19	-
2437MHz	Pass	PK	4.87416G	48.83	74.00	-25.17	3	Horizontal	10	1.75	-
2437MHz	Pass	PK	7.30909G	50.98	74.00	-23.02	3	Horizontal	308	1.19	-
2457MHz	Pass	AV	2.456G	115.62	Inf	-Inf	3	Vertical	20	1.30	-
2457MHz	Pass	AV	2.4862G	51.99	54.00	-2.01	3	Vertical	20	1.30	-
2457MHz	Pass	PK	2.4606G	118.51	Inf	-Inf	3	Vertical	20	1.30	-
2457MHz	Pass	PK	2.4858G	61.68	74.00	-12.32	3	Vertical	20	1.30	-
2457MHz	Pass	AV	2.4562G	115.51	Inf	-Inf	3	Horizontal	328	2.30	-
2457MHz	Pass	AV	2.487G	52.35	54.00	-1.65	3	Horizontal	328	2.30	-
2457MHz	Pass	PK	2.4606G	119.05	Inf	-Inf	3	Horizontal	328	2.30	-
2457MHz	Pass	PK	2.4962G	61.11	74.00	-12.89	3	Horizontal	328	2.30	-
2462MHz	Pass	AV	2.4612G	115.30	Inf	-Inf	3	Vertical	17	1.50	-
2462MHz	Pass	AV	2.4908G	52.95	54.00	-1.05	3	Vertical	17	1.50	-
2462MHz	Pass	PK	2.4626G	118.27	Inf	-Inf	3	Vertical	17	1.50	-
2462MHz	Pass	PK	2.4904G	61.90	74.00	-12.10	3	Vertical	17	1.50	-
2462MHz	Pass	AV	2.4612G	115.43	Inf	-Inf	3	Horizontal	333	2.31	-
2462MHz	Pass	AV	2.4908G	52.05	54.00	-1.95	3	Horizontal	333	2.31	-
2462MHz	Pass	PK	2.4626G	118.28	Inf	-Inf	3	Horizontal	333	2.31	-
2462MHz	Pass	PK	2.4884G	61.25	74.00	-12.75	3	Horizontal	333	2.31	-
2462MHz	Pass	AV	4.92398G	43.06	54.00	-10.94	3	Vertical	291	1.24	-
2462MHz	Pass	AV	7.38433G	40.33	54.00	-13.67	3	Vertical	224	1.50	-
2462MHz	Pass	PK	4.92398G	49.72	74.00	-24.28	3	Vertical	291	1.24	-
2462MHz	Pass	PK	7.3844G	51.43	74.00	-22.57	3	Vertical	224	1.50	-



Mode	Result	Type	Freq (Hz)	Level (dBuV/m)	Limit (dBuV/m)	Margin (dB)	Dist (m)	Condition	Azimuth (°)	Height (m)	Comments
2462MHz	Pass	AV	4.92404G	40.86	54.00	-13.14	3	Horizontal	290	1.00	-
2462MHz	Pass	AV	7.38356G	40.36	54.00	-13.64	3	Horizontal	40	1.37	-
2462MHz	Pass	PK	4.92414G	48.80	74.00	-25.20	3	Horizontal	290	1.00	-
2462MHz	Pass	PK	7.38417G	51.82	74.00	-22.18	3	Horizontal	40	1.37	-
802.11g_Nss1,(6Mbps)_4TX	-	-	-	-	-	-	-	-	-	-	-
2412MHz	Pass	AV	2.39G	53.04	54.00	-0.96	3	Vertical	26	1.45	-
2412MHz	Pass	AV	2.411G	109.94	Inf	-Inf	3	Vertical	26	1.45	-
2412MHz	Pass	PK	2.3898G	65.69	74.00	-8.31	3	Vertical	26	1.45	-
2412MHz	Pass	PK	2.4112G	117.52	Inf	-Inf	3	Vertical	26	1.45	-
2412MHz	Pass	AV	2.39G	53.85	54.00	-0.15	3	Horizontal	328	2.26	-
2412MHz	Pass	AV	2.4112G	110.96	Inf	-Inf	3	Horizontal	328	2.26	-
2412MHz	Pass	PK	2.39G	68.02	74.00	-5.98	3	Horizontal	328	2.26	-
2412MHz	Pass	PK	2.4112G	118.32	Inf	-Inf	3	Horizontal	328	2.26	-
2412MHz	Pass	AV	4.82153G	36.21	54.00	-17.79	3	Vertical	29	1.80	-
2412MHz	Pass	PK	4.82259G	46.56	74.00	-27.44	3	Vertical	29	1.80	-
2412MHz	Pass	AV	4.82185G	36.13	54.00	-17.87	3	Horizontal	30	1.87	-
2412MHz	Pass	PK	4.82263G	46.53	74.00	-27.47	3	Horizontal	30	1.87	-
2417MHz	Pass	AV	2.388G	51.19	54.00	-2.81	3	Vertical	338	1.50	-
2417MHz	Pass	AV	2.4152G	113.67	Inf	-Inf	3	Vertical	338	1.50	-
2417MHz	Pass	PK	2.3744G	62.39	74.00	-11.61	3	Vertical	338	1.50	-
2417MHz	Pass	PK	2.415G	121.44	Inf	-Inf	3	Vertical	338	1.50	-
2417MHz	Pass	AV	2.39G	53.69	54.00	-0.31	3	Horizontal	323	1.86	-
2417MHz	Pass	AV	2.4232G	113.90	Inf	-Inf	3	Horizontal	323	1.86	-
2417MHz	Pass	PK	2.3896G	66.86	74.00	-7.14	3	Horizontal	323	1.86	-
2417MHz	Pass	PK	2.4232G	121.63	Inf	-Inf	3	Horizontal	323	1.86	-
2437MHz	Pass	AV	2.389G	49.37	54.00	-4.63	3	Vertical	24	1.40	-
2437MHz	Pass	AV	2.4358G	115.21	Inf	-Inf	3	Vertical	24	1.40	-
2437MHz	Pass	AV	2.4842G	50.17	54.00	-3.83	3	Vertical	24	1.40	-
2437MHz	Pass	PK	2.387G	60.14	74.00	-13.86	3	Vertical	24	1.40	-
2437MHz	Pass	PK	2.435G	122.73	Inf	-Inf	3	Vertical	24	1.40	-
2437MHz	Pass	PK	2.4835G	61.21	74.00	-12.79	3	Vertical	24	1.40	-
2437MHz	Pass	AV	2.3894G	50.14	54.00	-3.86	3	Horizontal	329	2.35	-
2437MHz	Pass	AV	2.4362G	115.43	Inf	-Inf	3	Horizontal	329	2.35	-
2437MHz	Pass	AV	2.4835G	50.17	54.00	-3.83	3	Horizontal	329	2.35	-
2437MHz	Pass	PK	2.3694G	60.41	74.00	-13.59	3	Horizontal	329	2.35	-
2437MHz	Pass	PK	2.4362G	122.99	Inf	-Inf	3	Horizontal	329	2.35	-
2437MHz	Pass	PK	2.4958G	62.65	74.00	-11.35	3	Horizontal	329	2.35	-
2437MHz	Pass	AV	4.87208G	34.84	54.00	-19.16	3	Vertical	345	1.50	-
2437MHz	Pass	AV	7.30857G	39.50	54.00	-14.50	3	Vertical	332	1.00	-
2437MHz	Pass	PK	4.87355G	46.98	74.00	-27.02	3	Vertical	345	1.50	-
2437MHz	Pass	PK	7.31007G	50.72	74.00	-23.28	3	Vertical	332	1.00	-
2437MHz	Pass	AV	4.874G	34.88	54.00	-19.12	3	Horizontal	32	1.50	-
2437MHz	Pass	AV	7.30868G	39.59	54.00	-14.41	3	Horizontal	156	1.50	-
2437MHz	Pass	PK	4.87518G	46.30	74.00	-27.70	3	Horizontal	32	1.50	-
2437MHz	Pass	PK	7.31086G	50.93	74.00	-23.07	3	Horizontal	156	1.50	-
2457MHz	Pass	AV	2.456G	113.93	Inf	-Inf	3	Vertical	19.9	1.50	-
2457MHz	Pass	AV	2.4836G	53.33	54.00	-0.67	3	Vertical	19.9	1.50	-
2457MHz	Pass	PK	2.4552G	121.67	Inf	-Inf	3	Vertical	19.9	1.50	-
2457MHz	Pass	PK	2.4838G	67.14	74.00	-6.86	3	Vertical	19.9	1.50	-
2457MHz	Pass	AV	2.4558G	114.43	Inf	-Inf	3	Horizontal	332	2.28	-
2457MHz	Pass	AV	2.4876G	53.77	54.00	-0.23	3	Horizontal	332	2.28	-
2457MHz	Pass	PK	2.4552G	121.97	Inf	-Inf	3	Horizontal	332	2.28	-
2457MHz	Pass	PK	2.487G	69.04	74.00	-4.96	3	Horizontal	332	2.28	-
2462MHz	Pass	AV	2.461G	111.60	Inf	-Inf	3	Vertical	24	1.26	-
2462MHz	Pass	AV	2.4835G	53.30	54.00	-0.70	3	Vertical	24	1.26	-
2462MHz	Pass	PK	2.4612G	119.12	Inf	-Inf	3	Vertical	24	1.26	-
2462MHz	Pass	PK	2.4836G	65.18	74.00	-8.82	3	Vertical	24	1.26	-
2462MHz	Pass	AV	2.461G	112.22	Inf	-Inf	3	Horizontal	336	2.30	-
2462MHz	Pass	AV	2.4835G	53.17	54.00	-0.83	3	Horizontal	336	2.30	-
2462MHz	Pass	PK	2.4602G	119.63	Inf	-Inf	3	Horizontal	336	2.30	-
2462MHz	Pass	PK	2.4835G	64.18	74.00	-9.82	3	Horizontal	336	2.30	-
2462MHz	Pass	AV	4.92173G	35.56	54.00	-18.44	3	Vertical	297	1.38	-



RSE TX above 1GHz\_Non-Beamforming

Appendix F.2

Mode	Result	Type	Freq (Hz)	Level (dBuV/m)	Limit (dBuV/m)	Margin (dB)	Dist (m)	Condition	Azimuth (°)	Height (m)	Comments
2462MHz	Pass	AV	7.38405G	39.29	54.00	-14.71	3	Vertical	307	1.37	-
2462MHz	Pass	PK	4.92326G	46.60	74.00	-27.40	3	Vertical	297	1.38	-
2462MHz	Pass	PK	7.38647G	50.58	74.00	-23.42	3	Vertical	307	1.37	-
2462MHz	Pass	AV	4.92368G	35.12	54.00	-18.88	3	Horizontal	161	1.41	-
2462MHz	Pass	AV	7.38399G	39.29	54.00	-14.71	3	Horizontal	118	1.15	-
2462MHz	Pass	PK	4.92386G	46.80	74.00	-27.20	3	Horizontal	161	1.41	-
2462MHz	Pass	PK	7.3845G	50.66	74.00	-23.34	3	Horizontal	118	1.15	-
802.11ax HEW20_Nss1,(MCS0)_4TX	-	-	-	-	-	-	-	-	-	-	-
2412MHz	Pass	AV	2.39G	53.78	54.00	-0.22	3	Vertical	18	1.48	-
2412MHz	Pass	AV	2.411G	109.00	Inf	-Inf	3	Vertical	18	1.48	-
2412MHz	Pass	PK	2.3896G	65.69	74.00	-8.31	3	Vertical	18	1.48	-
2412MHz	Pass	PK	2.411G	120.37	Inf	-Inf	3	Vertical	18	1.48	-
2412MHz	Pass	AV	2.388G	50.10	54.00	-3.90	3	Horizontal	53	2.83	-
2412MHz	Pass	AV	2.421G	108.74	Inf	-Inf	3	Horizontal	53	2.83	-
2412MHz	Pass	PK	2.3888G	63.92	74.00	-10.08	3	Horizontal	53	2.83	-
2412MHz	Pass	PK	2.4204G	119.80	Inf	-Inf	3	Horizontal	53	2.83	-
2412MHz	Pass	AV	4.82684G	34.69	54.00	-19.31	3	Vertical	350	2.14	-
2412MHz	Pass	PK	4.82354G	46.10	74.00	-27.90	3	Vertical	350	2.14	-
2412MHz	Pass	AV	4.82578G	34.78	54.00	-19.22	3	Horizontal	233	2.93	-
2412MHz	Pass	PK	4.82328G	46.80	74.00	-27.20	3	Horizontal	233	2.93	-
2417MHz	Pass	AV	2.3898G	51.81	54.00	-2.19	3	Vertical	22	1.48	-
2417MHz	Pass	AV	2.416G	111.46	Inf	-Inf	3	Vertical	22	1.48	-
2417MHz	Pass	PK	2.3892G	62.99	74.00	-11.01	3	Vertical	22	1.48	-
2417MHz	Pass	PK	2.4162G	121.98	Inf	-Inf	3	Vertical	22	1.48	-
2417MHz	Pass	AV	2.39G	53.82	54.00	-0.18	3	Horizontal	301	1.17	-
2417MHz	Pass	AV	2.412G	111.85	Inf	-Inf	3	Horizontal	301	1.17	-
2417MHz	Pass	PK	2.3896G	64.82	74.00	-9.18	3	Horizontal	301	1.17	-
2417MHz	Pass	PK	2.4116G	121.84	Inf	-Inf	3	Horizontal	301	1.17	-
2437MHz	Pass	AV	2.3898G	50.15	54.00	-3.85	3	Vertical	23	1.40	-
2437MHz	Pass	AV	2.4378G	113.60	Inf	-Inf	3	Vertical	23	1.40	-
2437MHz	Pass	AV	2.4835G	49.05	54.00	-4.95	3	Vertical	23	1.40	-
2437MHz	Pass	PK	2.3894G	62.43	74.00	-11.57	3	Vertical	23	1.40	-
2437MHz	Pass	PK	2.4362G	123.35	Inf	-Inf	3	Vertical	23	1.40	-
2437MHz	Pass	PK	2.4835G	62.83	74.00	-11.17	3	Vertical	23	1.40	-
2437MHz	Pass	AV	2.3898G	52.01	54.00	-1.99	3	Horizontal	302	1.02	-
2437MHz	Pass	AV	2.4326G	114.20	Inf	-Inf	3	Horizontal	302	1.02	-
2437MHz	Pass	AV	2.4842G	49.78	54.00	-4.22	3	Horizontal	302	1.02	-
2437MHz	Pass	PK	2.3894G	64.37	74.00	-9.63	3	Horizontal	302	1.02	-
2437MHz	Pass	PK	2.4318G	123.28	Inf	-Inf	3	Horizontal	302	1.02	-
2437MHz	Pass	PK	2.4838G	61.46	74.00	-12.54	3	Horizontal	302	1.02	-
2437MHz	Pass	AV	4.87828G	34.21	54.00	-19.79	3	Vertical	330	2.90	-
2437MHz	Pass	AV	7.30648G	38.93	54.00	-15.07	3	Vertical	147	1.81	-
2437MHz	Pass	PK	4.87892G	45.51	74.00	-28.49	3	Vertical	330	2.90	-
2437MHz	Pass	PK	7.31016G	50.30	74.00	-23.70	3	Vertical	147	1.81	-
2437MHz	Pass	AV	4.87818G	34.29	54.00	-19.71	3	Horizontal	219	1.34	-
2437MHz	Pass	AV	7.31452G	38.91	54.00	-15.09	3	Horizontal	52	1.87	-
2437MHz	Pass	PK	4.8775G	45.55	74.00	-28.45	3	Horizontal	219	1.34	-
2437MHz	Pass	PK	7.30764G	50.19	74.00	-23.81	3	Horizontal	52	1.87	-
2457MHz	Pass	AV	2.4484G	112.69	Inf	-Inf	3	Vertical	335	1.50	-
2457MHz	Pass	AV	2.4835G	53.44	54.00	-0.56	3	Vertical	335	1.50	-
2457MHz	Pass	PK	2.4486G	122.41	Inf	-Inf	3	Vertical	335	1.50	-
2457MHz	Pass	PK	2.4835G	68.24	74.00	-5.76	3	Vertical	335	1.50	-
2457MHz	Pass	AV	2.456G	112.83	Inf	-Inf	3	Horizontal	331	2.36	-
2457MHz	Pass	AV	2.4835G	53.00	54.00	-1.00	3	Horizontal	331	2.36	-
2457MHz	Pass	PK	2.456G	123.49	Inf	-Inf	3	Horizontal	331	2.36	-
2457MHz	Pass	PK	2.484G	65.25	74.00	-8.75	3	Horizontal	331	2.36	-
2462MHz	Pass	AV	2.4674G	108.38	Inf	-Inf	3	Vertical	28	1.50	-
2462MHz	Pass	AV	2.4848G	50.71	54.00	-3.29	3	Vertical	28	1.50	-
2462MHz	Pass	PK	2.4674G	119.89	Inf	-Inf	3	Vertical	28	1.50	-
2462MHz	Pass	PK	2.4856G	65.02	74.00	-8.98	3	Vertical	28	1.50	-
2462MHz	Pass	AV	2.4612G	109.73	Inf	-Inf	3	Horizontal	328	1.33	-
2462MHz	Pass	AV	2.4835G	53.22	54.00	-0.78	3	Horizontal	328	1.33	-





RSE TX above 1GHz\_Non-Beamforming

Appendix F.2

Mode	Result	Type	Freq (Hz)	Level (dBuV/m)	Limit (dBuV/m)	Margin (dB)	Dist (m)	Condition	Azimuth (°)	Height (m)	Comments
2462MHz	Pass	PK	2.463G	121.10	Inf	-Inf	3	Horizontal	328	1.33	-
2462MHz	Pass	PK	2.484G	65.17	74.00	-8.83	3	Horizontal	328	1.33	-
2462MHz	Pass	AV	4.92414G	34.70	54.00	-19.30	3	Vertical	155	2.81	-
2462MHz	Pass	AV	7.38976G	38.88	54.00	-15.12	3	Vertical	359	2.32	-
2462MHz	Pass	PK	4.92686G	47.32	74.00	-26.68	3	Vertical	155	2.81	-
2462MHz	Pass	PK	7.3888G	50.62	74.00	-23.38	3	Vertical	359	2.32	-
2462MHz	Pass	AV	4.92392G	34.71	54.00	-19.29	3	Horizontal	154	2.40	-
2462MHz	Pass	AV	7.38584G	38.81	54.00	-15.19	3	Horizontal	205	2.48	-
2462MHz	Pass	PK	4.92034G	46.09	74.00	-27.91	3	Horizontal	154	2.40	-
2462MHz	Pass	PK	7.38554G	50.34	74.00	-23.66	3	Horizontal	205	2.48	-
802.11ax HEW40_Nss1,(MCS0)_4TX	-	-	-	-	-	-	-	-	-	-	-
2422MHz	Pass	AV	2.3816G	53.15	54.00	-0.85	3	Vertical	19.9	1.50	-
2422MHz	Pass	AV	2.4212G	104.20	Inf	-Inf	3	Vertical	19.9	1.50	-
2422MHz	Pass	AV	2.496G	46.80	54.00	-7.20	3	Vertical	19.9	1.50	-
2422MHz	Pass	PK	2.3812G	66.37	74.00	-7.63	3	Vertical	19.9	1.50	-
2422MHz	Pass	PK	2.4204G	115.88	Inf	-Inf	3	Vertical	19.9	1.50	-
2422MHz	Pass	PK	2.4904G	58.01	74.00	-15.99	3	Vertical	19.9	1.50	-
2422MHz	Pass	AV	2.3896G	53.24	54.00	-0.76	3	Horizontal	298	1.17	-
2422MHz	Pass	AV	2.4172G	104.74	Inf	-Inf	3	Horizontal	298	1.17	-
2422MHz	Pass	AV	2.4988G	46.81	54.00	-7.19	3	Horizontal	298	1.17	-
2422MHz	Pass	PK	2.3776G	64.51	74.00	-9.49	3	Horizontal	298	1.17	-
2422MHz	Pass	PK	2.4168G	116.78	Inf	-Inf	3	Horizontal	298	1.17	-
2422MHz	Pass	PK	2.4952G	57.57	74.00	-16.43	3	Horizontal	298	1.17	-
2422MHz	Pass	AV	4.84028G	34.73	54.00	-19.27	3	Vertical	225	2.61	-
2422MHz	Pass	AV	7.2659G	39.03	54.00	-14.97	3	Vertical	92	1.25	-
2422MHz	Pass	PK	4.84416G	47.33	74.00	-26.67	3	Vertical	225	2.61	-
2422MHz	Pass	PK	7.271G	50.01	74.00	-23.99	3	Vertical	92	1.25	-
2422MHz	Pass	AV	4.83958G	34.78	54.00	-19.22	3	Horizontal	26	2.11	-
2422MHz	Pass	AV	7.271G	38.98	54.00	-15.02	3	Horizontal	66	2.56	-
2422MHz	Pass	PK	4.8422G	46.49	74.00	-27.51	3	Horizontal	26	2.11	-
2422MHz	Pass	PK	7.2658G	50.91	74.00	-23.09	3	Horizontal	66	2.56	-
2427MHz	Pass	AV	2.3786G	50.69	54.00	-3.31	3	Vertical	332	1.44	-
2427MHz	Pass	AV	2.4382G	104.83	Inf	-Inf	3	Vertical	332	1.44	-
2427MHz	Pass	AV	2.4858G	46.97	54.00	-7.03	3	Vertical	332	1.44	-
2427MHz	Pass	PK	2.3794G	64.19	74.00	-9.81	3	Vertical	332	1.44	-
2427MHz	Pass	PK	2.4186G	115.42	Inf	-Inf	3	Vertical	332	1.44	-
2427MHz	Pass	PK	2.4998G	57.67	74.00	-16.33	3	Vertical	332	1.44	-
2427MHz	Pass	AV	2.383G	53.50	54.00	-0.50	3	Horizontal	301	1.01	-
2427MHz	Pass	AV	2.4218G	104.94	Inf	-Inf	3	Horizontal	301	1.01	-
2427MHz	Pass	AV	2.4934G	46.85	54.00	-7.15	3	Horizontal	301	1.01	-
2427MHz	Pass	PK	2.3834G	66.69	74.00	-8.31	3	Horizontal	301	1.01	-
2427MHz	Pass	PK	2.4214G	115.56	Inf	-Inf	3	Horizontal	301	1.01	-
2427MHz	Pass	PK	2.4966G	58.06	74.00	-15.94	3	Horizontal	301	1.01	-
2437MHz	Pass	AV	2.389G	53.84	54.00	-0.16	3	Vertical	332	1.22	-
2437MHz	Pass	AV	2.4278G	106.89	Inf	-Inf	3	Vertical	332	1.22	-
2437MHz	Pass	AV	2.4835G	48.69	54.00	-5.31	3	Vertical	332	1.22	-
2437MHz	Pass	PK	2.3882G	67.59	74.00	-6.41	3	Vertical	332	1.22	-
2437MHz	Pass	PK	2.4286G	118.44	Inf	-Inf	3	Vertical	332	1.22	-
2437MHz	Pass	PK	2.4866G	60.68	74.00	-13.32	3	Vertical	332	1.22	-
2437MHz	Pass	AV	2.3898G	52.19	54.00	-1.81	3	Horizontal	306	1.05	-
2437MHz	Pass	AV	2.4314G	106.03	Inf	-Inf	3	Horizontal	306	1.05	-
2437MHz	Pass	AV	2.4842G	49.44	54.00	-4.56	3	Horizontal	306	1.05	-
2437MHz	Pass	PK	2.3898G	63.81	74.00	-10.19	3	Horizontal	306	1.05	-
2437MHz	Pass	PK	2.4318G	117.19	Inf	-Inf	3	Horizontal	306	1.05	-
2437MHz	Pass	PK	2.4846G	60.73	74.00	-13.27	3	Horizontal	306	1.05	-
2437MHz	Pass	AV	4.8786G	34.11	54.00	-19.89	3	Vertical	338	2.67	-
2437MHz	Pass	AV	7.30666G	38.86	54.00	-15.14	3	Vertical	133	2.42	-
2437MHz	Pass	PK	4.8772G	45.60	74.00	-28.40	3	Vertical	338	2.67	-
2437MHz	Pass	PK	7.3149G	50.06	74.00	-23.94	3	Vertical	133	2.42	-
2437MHz	Pass	AV	4.87872G	34.16	54.00	-19.84	3	Horizontal	43	2.36	-
2437MHz	Pass	AV	7.30622G	38.93	54.00	-15.07	3	Horizontal	256	1.75	-
2437MHz	Pass	PK	4.87548G	45.72	74.00	-28.28	3	Horizontal	43	2.36	-



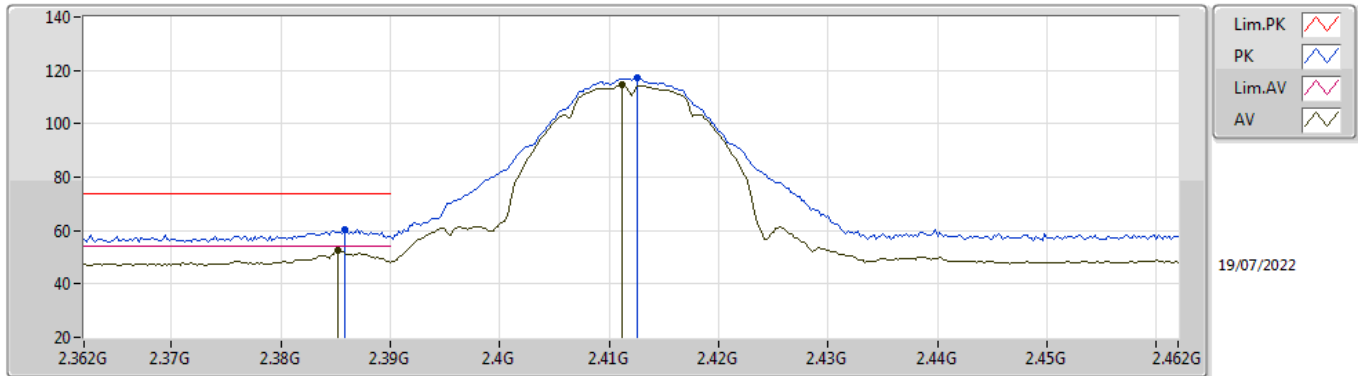
RSE TX above 1GHz\_Non-Beamforming

Appendix F.2

Mode	Result	Type	Freq (Hz)	Level (dBuV/m)	Limit (dBuV/m)	Margin (dB)	Dist (m)	Condition	Azimuth (°)	Height (m)	Comments
2437MHz	Pass	PK	7.30992G	50.32	74.00	-23.68	3	Horizontal	256	1.75	-
2447MHz	Pass	AV	2.3794G	47.12	54.00	-6.88	3	Vertical	332	1.44	-
2447MHz	Pass	AV	2.4382G	106.27	Inf	-Inf	3	Vertical	332	1.44	-
2447MHz	Pass	AV	2.4854G	51.15	54.00	-2.85	3	Vertical	332	1.44	-
2447MHz	Pass	PK	2.3786G	58.95	74.00	-15.05	3	Vertical	332	1.44	-
2447MHz	Pass	PK	2.437G	116.94	Inf	-Inf	3	Vertical	332	1.44	-
2447MHz	Pass	PK	2.4842G	63.34	74.00	-10.66	3	Vertical	332	1.44	-
2447MHz	Pass	AV	2.3874G	48.52	54.00	-5.48	3	Horizontal	325	2.36	-
2447MHz	Pass	AV	2.4462G	106.33	Inf	-Inf	3	Horizontal	325	2.36	-
2447MHz	Pass	AV	2.4862G	53.49	54.00	-0.51	3	Horizontal	325	2.36	-
2447MHz	Pass	PK	2.3866G	59.12	74.00	-14.88	3	Horizontal	325	2.36	-
2447MHz	Pass	PK	2.4462G	117.35	Inf	-Inf	3	Horizontal	325	2.36	-
2447MHz	Pass	PK	2.487G	65.34	74.00	-8.66	3	Horizontal	325	2.36	-
2452MHz	Pass	AV	2.384G	46.86	54.00	-7.14	3	Vertical	337	1.33	-
2452MHz	Pass	AV	2.4428G	105.31	Inf	-Inf	3	Vertical	337	1.33	-
2452MHz	Pass	AV	2.4835G	53.35	54.00	-0.65	3	Vertical	337	1.33	-
2452MHz	Pass	PK	2.3808G	57.73	74.00	-16.27	3	Vertical	337	1.33	-
2452MHz	Pass	PK	2.444G	115.59	Inf	-Inf	3	Vertical	337	1.33	-
2452MHz	Pass	PK	2.4835G	63.99	74.00	-10.01	3	Vertical	337	1.33	-
2452MHz	Pass	AV	2.39G	46.81	54.00	-7.19	3	Horizontal	328	2.25	-
2452MHz	Pass	AV	2.4508G	105.17	Inf	-Inf	3	Horizontal	328	2.25	-
2452MHz	Pass	AV	2.4912G	51.98	54.00	-2.02	3	Horizontal	328	2.25	-
2452MHz	Pass	PK	2.3556G	58.25	74.00	-15.75	3	Horizontal	328	2.25	-
2452MHz	Pass	PK	2.4508G	115.25	Inf	-Inf	3	Horizontal	328	2.25	-
2452MHz	Pass	PK	2.4932G	65.20	74.00	-8.80	3	Horizontal	328	2.25	-
2452MHz	Pass	AV	4.90418G	34.70	54.00	-19.30	3	Vertical	0	1.44	-
2452MHz	Pass	AV	7.35176G	38.89	54.00	-15.11	3	Vertical	100	2.94	-
2452MHz	Pass	PK	4.90354G	47.23	74.00	-26.77	3	Vertical	0	1.44	-
2452MHz	Pass	PK	7.35916G	49.67	74.00	-24.33	3	Vertical	100	2.94	-
2452MHz	Pass	AV	4.90606G	34.69	54.00	-19.31	3	Horizontal	80	2.19	-
2452MHz	Pass	AV	7.35108G	38.86	54.00	-15.14	3	Horizontal	294	1.04	-
2452MHz	Pass	PK	4.8998G	46.38	74.00	-27.62	3	Horizontal	80	2.19	-
2452MHz	Pass	PK	7.35568G	50.34	74.00	-23.66	3	Horizontal	294	1.04	-

### 802.11b\_Nss1,(1Mbps)\_4TX

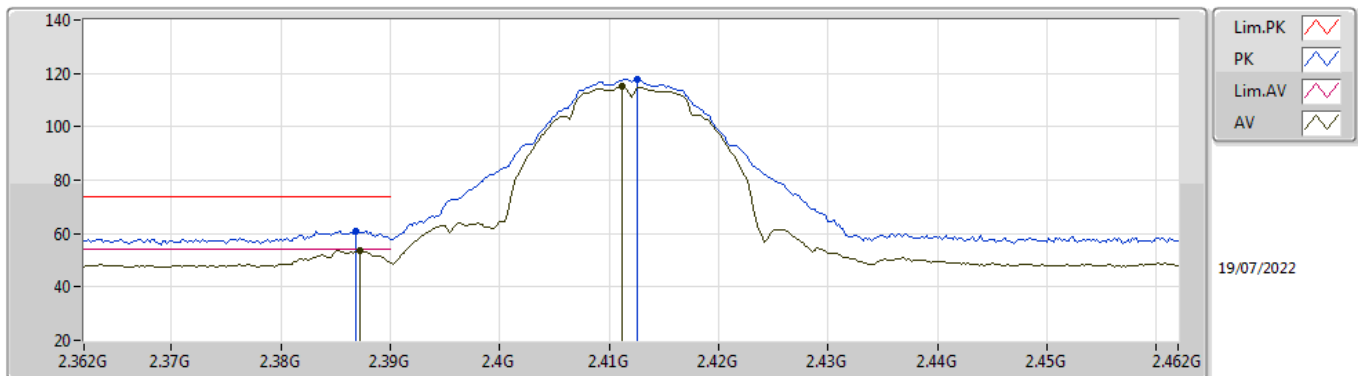
#### 2412MHz\_TX



Type	Freq (Hz)	Level (dBuV/m)	Limit (dBuV/m)	Margin (dB)	Factor (dB)	Dist (m)	Condition	Azimuth (°)	Height (m)	Comment	Raw (dBuV)	AF (dB)	CL (dB)	PA (dB)
AV	2.3852G	52.60	54.00	-1.40	31.98	3	Vertical	23	1.27	-	20.62	27.41	4.57	-
AV	2.4112G	114.46	Inf	-Inf	32.10	3	Vertical	23	1.27	-	82.36	27.52	4.58	-
PK	2.3858G	60.24	74.00	-13.76	31.98	3	Vertical	23	1.27	-	28.26	27.41	4.57	-
PK	2.4126G	117.29	Inf	-Inf	32.12	3	Vertical	23	1.27	-	85.17	27.53	4.59	-

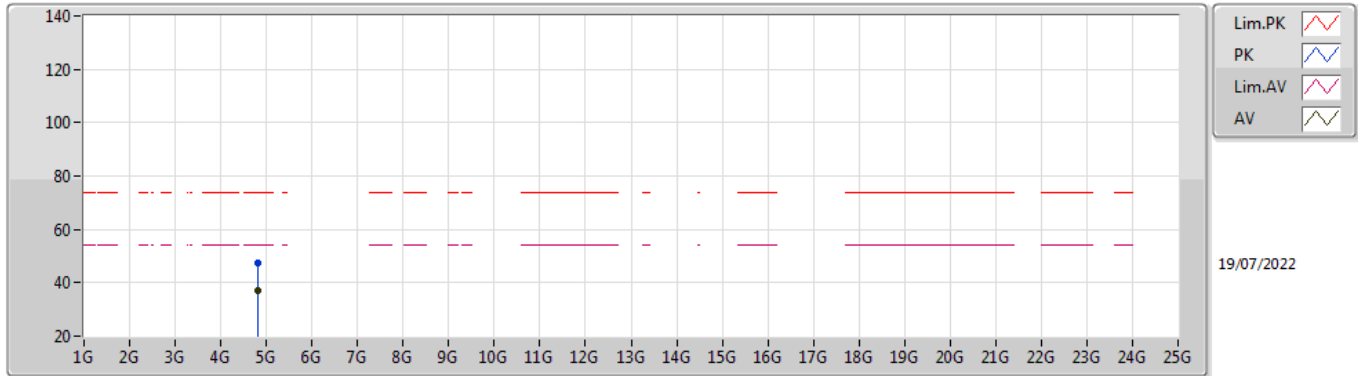
### 802.11b\_Nss1,(1Mbps)\_4TX

#### 2412MHz\_TX



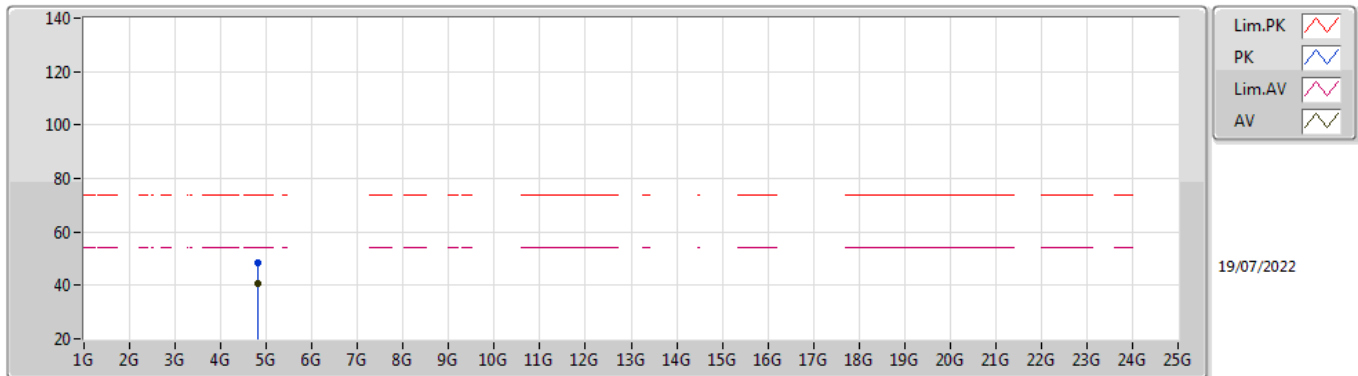
Type	Freq (Hz)	Level (dBuV/m)	Limit (dBuV/m)	Margin (dB)	Factor (dB)	Dist (m)	Condition	Azimuth (°)	Height (m)	Comment	Raw (dBuV)	AF (dB)	CL (dB)	PA (dB)
AV	2.3872G	53.55	54.00	-0.45	31.99	3	Horizontal	324	2.65	-	21.56	27.42	4.57	-
AV	2.4112G	114.96	Inf	-Inf	32.10	3	Horizontal	324	2.65	-	82.86	27.52	4.58	-
PK	2.3868G	61.07	74.00	-12.93	31.99	3	Horizontal	324	2.65	-	29.08	27.42	4.57	-
PK	2.4126G	117.69	Inf	-Inf	32.12	3	Horizontal	324	2.65	-	85.57	27.53	4.59	-

**802.11b\_Nss1,(1Mbps)\_4TX**  
**2412MHz\_TX**



Type	Freq (Hz)	Level (dBuV/m)	Limit (dBuV/m)	Margin (dB)	Factor (dB)	Dist (m)	Condition	Azimuth (°)	Height (m)	Comment	Raw (dBuV)	AF (dB)	CL (dB)	PA (dB)
AV	4.82401G	37.09	54.00	-16.91	4.31	3	Vertical	290	1.54	-	32.78	32.44	6.68	34.81
PK	4.8228G	47.19	74.00	-26.81	4.31	3	Vertical	290	1.54	-	42.88	32.44	6.68	34.81

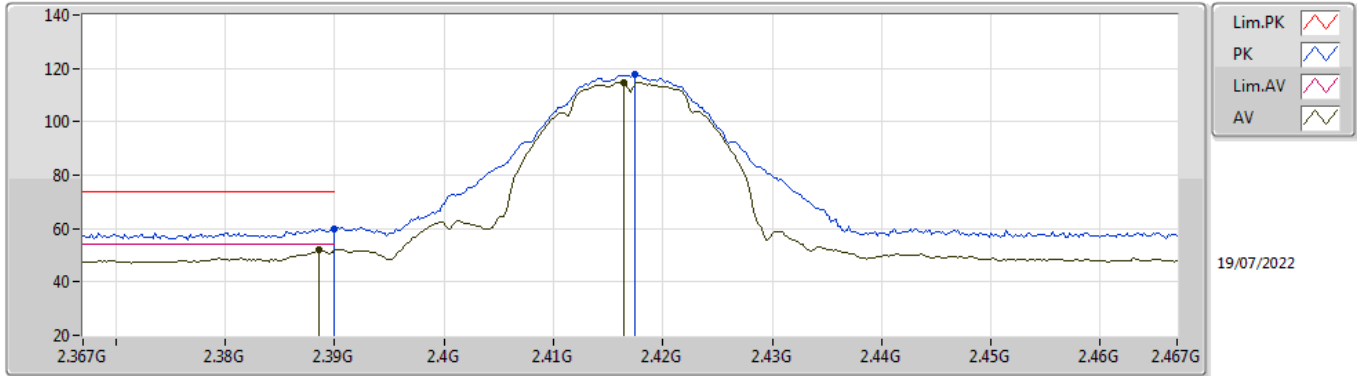
**802.11b\_Nss1,(1Mbps)\_4TX**  
**2412MHz\_TX**



Type	Freq (Hz)	Level (dBuV/m)	Limit (dBuV/m)	Margin (dB)	Factor (dB)	Dist (m)	Condition	Azimuth (°)	Height (m)	Comment	Raw (dBuV)	AF (dB)	CL (dB)	PA (dB)
AV	4.82395G	40.65	54.00	-13.35	4.31	3	Horizontal	298	1.10	-	36.34	32.44	6.68	34.81
PK	4.82391G	48.56	74.00	-25.44	4.31	3	Horizontal	298	1.10	-	44.25	32.44	6.68	34.81

802.11b\_Nss1,(1Mbps)\_4TX

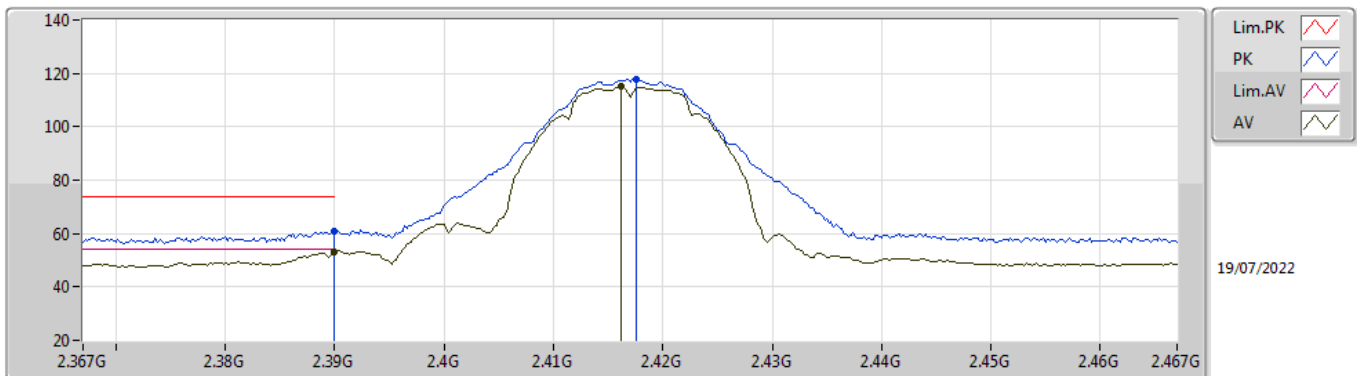
2417MHz\_TX



Type	Freq (Hz)	Level (dBuV/m)	Limit (dBuV/m)	Margin (dB)	Factor (dB)	Dist (m)	Condition	Azimuth (°)	Height (m)	Comment	Raw (dBuV)	AF (dB)	CL (dB)	PA (dB)
AV	2.3886G	52.13	54.00	-1.87	32.00	3	Vertical	18	1.47	-	20.13	27.43	4.57	-
AV	2.4164G	114.90	Inf	-Inf	32.12	3	Vertical	18	1.47	-	82.78	27.53	4.59	-
PK	2.39G	59.58	74.00	-14.42	32.01	3	Vertical	18	1.47	-	27.57	27.44	4.57	-
PK	2.4174G	117.87	Inf	-Inf	32.12	3	Vertical	18	1.47	-	85.75	27.53	4.59	-

802.11b\_Nss1,(1Mbps)\_4TX

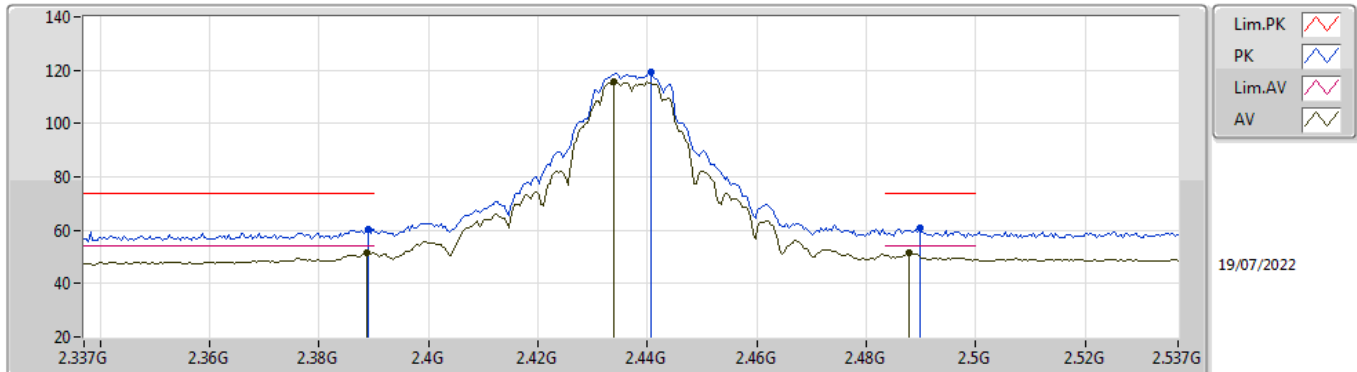
2417MHz\_TX



Type	Freq (Hz)	Level (dBuV/m)	Limit (dBuV/m)	Margin (dB)	Factor (dB)	Dist (m)	Condition	Azimuth (°)	Height (m)	Comment	Raw (dBuV)	AF (dB)	CL (dB)	PA (dB)
AV	2.39G	53.24	54.00	-0.76	32.01	3	Horizontal	326	2.78	-	21.23	27.44	4.57	-
AV	2.4162G	114.95	Inf	-Inf	32.12	3	Horizontal	326	2.78	-	82.83	27.53	4.59	-
PK	2.39G	60.91	74.00	-13.09	32.01	3	Horizontal	326	2.78	-	28.90	27.44	4.57	-
PK	2.4176G	118.01	Inf	-Inf	32.13	3	Horizontal	326	2.78	-	85.88	27.54	4.59	-

### 802.11b\_Nss1,(1Mbps)\_4TX

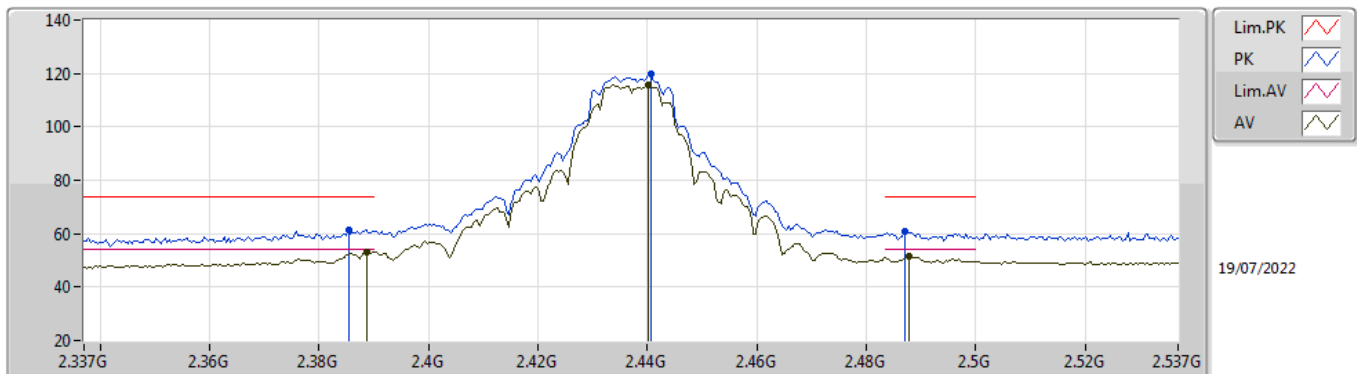
### 2437MHz\_TX



Type	Freq (Hz)	Level (dBuV/m)	Limit (dBuV/m)	Margin (dB)	Factor (dB)	Dist (m)	Condition	Azimuth (°)	Height (m)	Comment	Raw (dBuV)	AF (dB)	CL (dB)	PA (dB)
AV	2.3886G	51.40	54.00	-2.60	32.00	3	Vertical	17	1.50	-	19.40	27.43	4.57	-
AV	2.4338G	115.94	Inf	-Inf	32.16	3	Vertical	17	1.50	-	83.78	27.57	4.59	-
AV	2.4878G	51.54	54.00	-2.46	32.45	3	Vertical	17	1.50	-	19.09	27.83	4.62	-
PK	2.389G	60.56	74.00	-13.44	32.00	3	Vertical	17	1.50	-	28.56	27.43	4.57	-
PK	2.4406G	119.44	Inf	-Inf	32.18	3	Vertical	17	1.50	-	87.26	27.58	4.60	-
PK	2.4898G	61.04	74.00	-12.96	32.46	3	Vertical	17	1.50	-	28.58	27.84	4.62	-

### 802.11b\_Nss1,(1Mbps)\_4TX

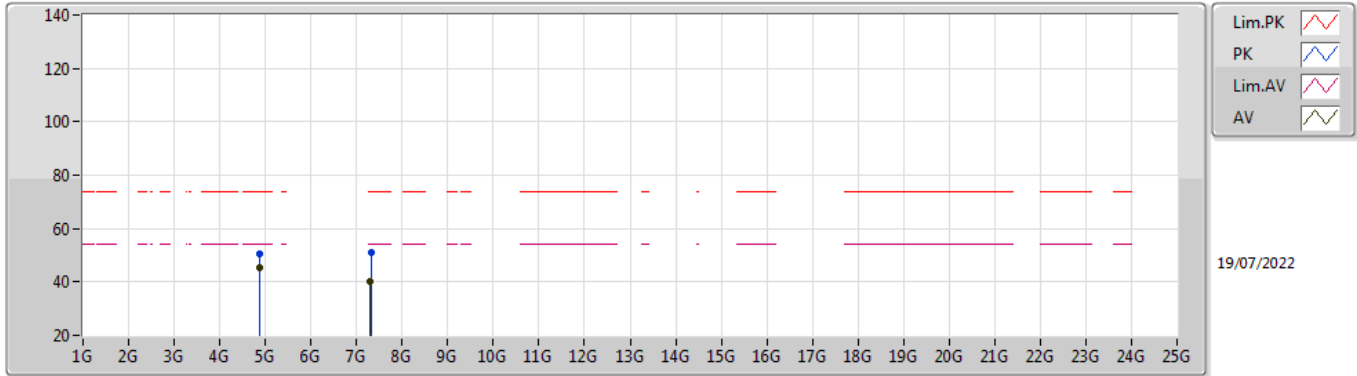
### 2437MHz\_TX



Type	Freq (Hz)	Level (dBuV/m)	Limit (dBuV/m)	Margin (dB)	Factor (dB)	Dist (m)	Condition	Azimuth (°)	Height (m)	Comment	Raw (dBuV)	AF (dB)	CL (dB)	PA (dB)
AV	2.3886G	53.35	54.00	-0.65	32.00	3	Horizontal	334	2.13	-	21.35	27.43	4.57	-
AV	2.4402G	115.55	Inf	-Inf	32.18	3	Horizontal	334	2.13	-	83.37	27.58	4.60	-
AV	2.4878G	51.46	54.00	-2.54	32.45	3	Horizontal	334	2.13	-	19.01	27.83	4.62	-
PK	2.3854G	61.41	74.00	-12.59	31.98	3	Horizontal	334	2.13	-	29.43	27.41	4.57	-
PK	2.4406G	119.59	Inf	-Inf	32.18	3	Horizontal	334	2.13	-	87.41	27.58	4.60	-
PK	2.487G	60.75	74.00	-13.25	32.43	3	Horizontal	334	2.13	-	28.32	27.82	4.61	-

### 802.11b\_Nss1,(1Mbps)\_4TX

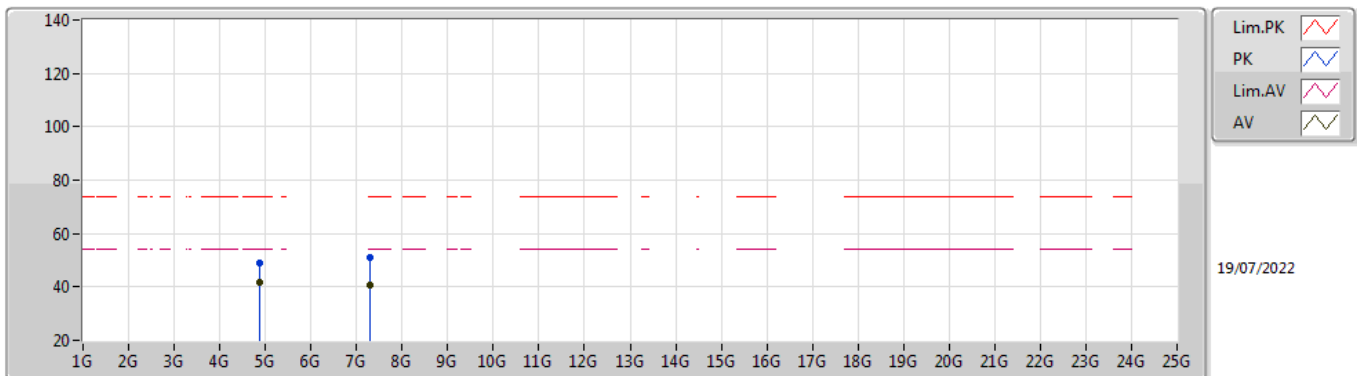
#### 2437MHz\_TX



Type	Freq (Hz)	Level (dBuV/m)	Limit (dBuV/m)	Margin (dB)	Factor (dB)	Dist (m)	Condition	Azimuth (°)	Height (m)	Comment	Raw (dBuV)	AF (dB)	CL (dB)	PA (dB)
AV	4.87399G	45.58	54.00	-8.42	4.63	3	Vertical	351	1.59	-	40.95	32.70	6.72	34.79
AV	7.30999G	40.34	54.00	-13.66	9.78	3	Vertical	280	2.64	-	30.56	36.74	7.86	34.82
PK	4.874G	50.75	74.00	-23.25	4.63	3	Vertical	351	1.59	-	46.12	32.70	6.72	34.79
PK	7.31157G	50.99	74.00	-23.01	9.77	3	Vertical	280	2.64	-	41.22	36.73	7.86	34.82

### 802.11b\_Nss1,(1Mbps)\_4TX

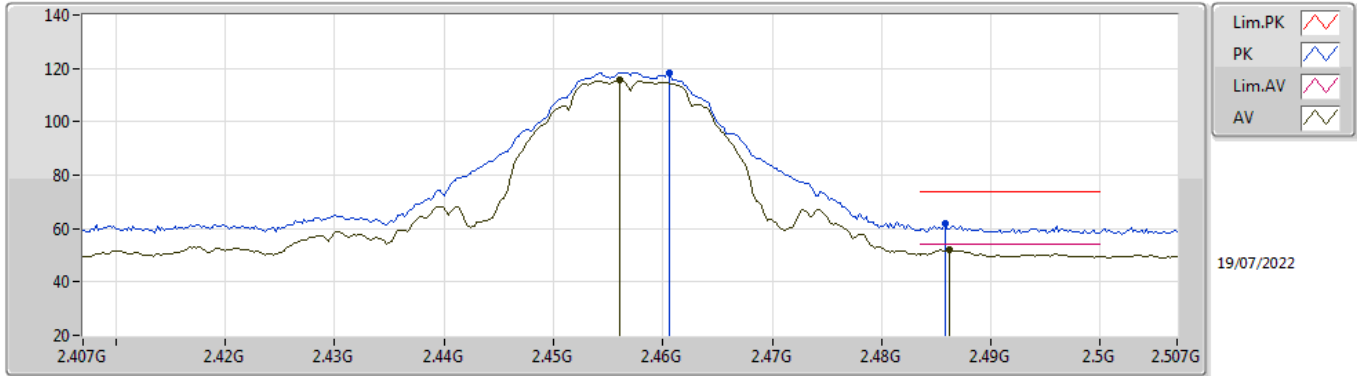
#### 2437MHz\_TX



Type	Freq (Hz)	Level (dBuV/m)	Limit (dBuV/m)	Margin (dB)	Factor (dB)	Dist (m)	Condition	Azimuth (°)	Height (m)	Comment	Raw (dBuV)	AF (dB)	CL (dB)	PA (dB)
AV	4.87401G	41.49	54.00	-12.51	4.63	3	Horizontal	10	1.75	-	36.86	32.70	6.72	34.79
AV	7.30887G	40.54	54.00	-13.46	9.79	3	Horizontal	308	1.19	-	30.75	36.75	7.86	34.82
PK	4.87416G	48.83	74.00	-25.17	4.63	3	Horizontal	10	1.75	-	44.20	32.70	6.72	34.79
PK	7.30909G	50.98	74.00	-23.02	9.79	3	Horizontal	308	1.19	-	41.19	36.75	7.86	34.82

802.11b\_Nss1,(1Mbps)\_4TX

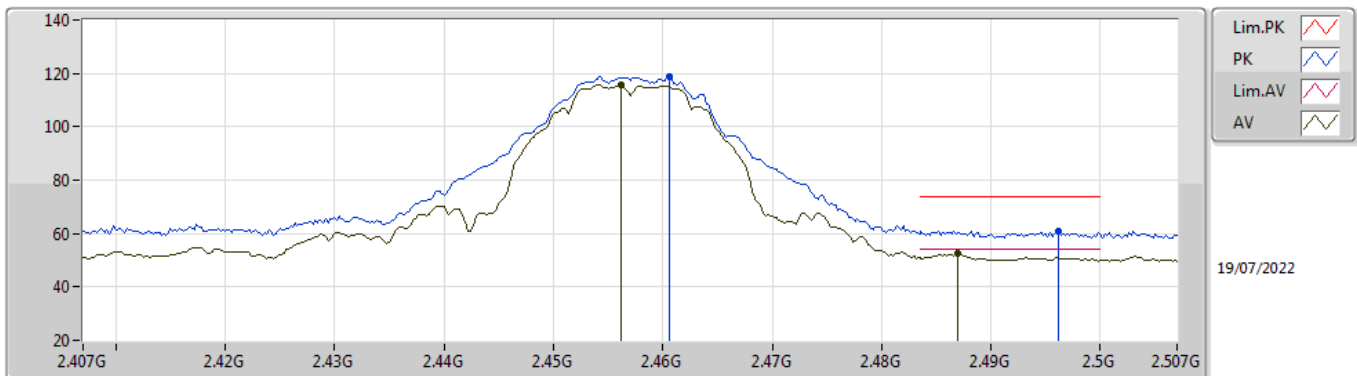
2457MHz\_TX



Type	Freq (Hz)	Level (dBuV/m)	Limit (dBuV/m)	Margin (dB)	Factor (dB)	Dist (m)	Condition	Azimuth (°)	Height (m)	Comment	Raw (dBuV)	AF (dB)	CL (dB)	PA (dB)
AV	2.456G	115.62	Inf	-Inf	32.24	3	Vertical	20	1.30	-	83.38	27.64	4.60	-
AV	2.4862G	51.99	54.00	-2.01	32.43	3	Vertical	20	1.30	-	19.56	27.82	4.61	-
PK	2.4606G	118.51	Inf	-Inf	32.26	3	Vertical	20	1.30	-	86.25	27.66	4.60	-
PK	2.4858G	61.68	74.00	-12.32	32.42	3	Vertical	20	1.30	-	29.26	27.81	4.61	-

802.11b\_Nss1,(1Mbps)\_4TX

2457MHz\_TX

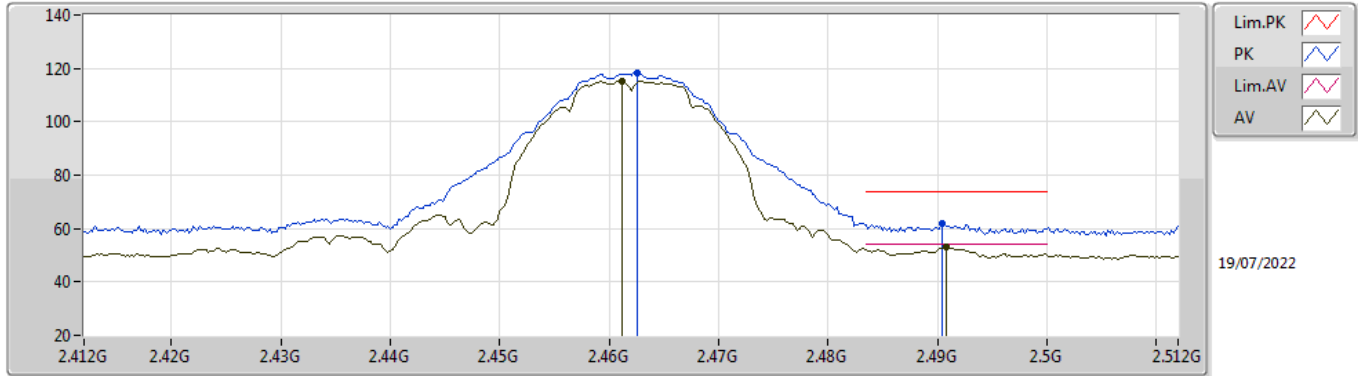


Type	Freq (Hz)	Level (dBuV/m)	Limit (dBuV/m)	Margin (dB)	Factor (dB)	Dist (m)	Condition	Azimuth (°)	Height (m)	Comment	Raw (dBuV)	AF (dB)	CL (dB)	PA (dB)
AV	2.4562G	115.51	Inf	-Inf	32.24	3	Horizontal	328	2.30	-	83.27	27.64	4.60	-
AV	2.487G	52.35	54.00	-1.65	32.43	3	Horizontal	328	2.30	-	19.92	27.82	4.61	-
PK	2.4606G	119.05	Inf	-Inf	32.26	3	Horizontal	328	2.30	-	86.79	27.66	4.60	-
PK	2.4962G	61.11	74.00	-12.89	32.50	3	Horizontal	328	2.30	-	28.61	27.88	4.62	-



### 802.11b\_Nss1,(1Mbps)\_4TX

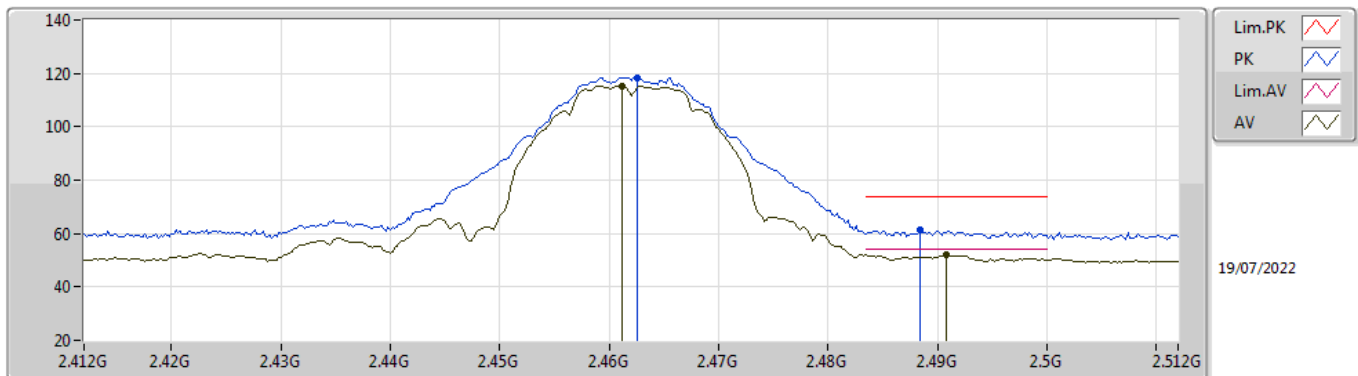
#### 2462MHz\_TX



Type	Freq (Hz)	Level (dBuV/m)	Limit (dBuV/m)	Margin (dB)	Factor (dB)	Dist (m)	Condition	Azimuth (°)	Height (m)	Comment	Raw (dBuV)	AF (dB)	CL (dB)	PA (dB)
AV	2.4612G	115.30	Inf	-Inf	32.27	3	Vertical	17	1.50	-	83.03	27.67	4.60	-
AV	2.4908G	52.95	54.00	-1.05	32.46	3	Vertical	17	1.50	-	20.49	27.84	4.62	-
PK	2.4626G	118.27	Inf	-Inf	32.29	3	Vertical	17	1.50	-	85.98	27.68	4.61	-
PK	2.4904G	61.90	74.00	-12.10	32.46	3	Vertical	17	1.50	-	29.44	27.84	4.62	-

### 802.11b\_Nss1,(1Mbps)\_4TX

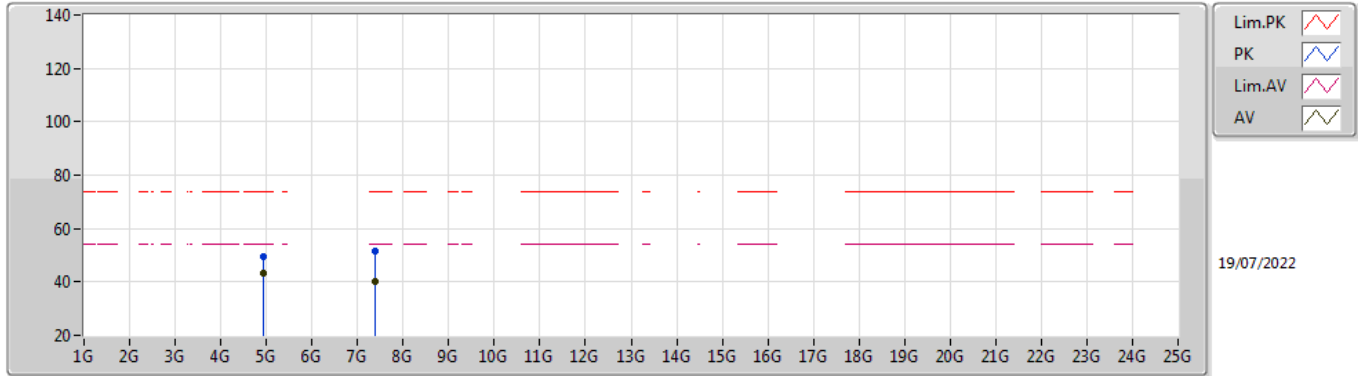
#### 2462MHz\_TX



Type	Freq (Hz)	Level (dBuV/m)	Limit (dBuV/m)	Margin (dB)	Factor (dB)	Dist (m)	Condition	Azimuth (°)	Height (m)	Comment	Raw (dBuV)	AF (dB)	CL (dB)	PA (dB)
AV	2.4612G	115.43	Inf	-Inf	32.27	3	Horizontal	333	2.31	-	83.16	27.67	4.60	-
AV	2.4908G	52.05	54.00	-1.95	32.46	3	Horizontal	333	2.31	-	19.59	27.84	4.62	-
PK	2.4626G	118.28	Inf	-Inf	32.29	3	Horizontal	333	2.31	-	85.99	27.68	4.61	-
PK	2.4884G	61.25	74.00	-12.75	32.45	3	Horizontal	333	2.31	-	28.80	27.83	4.62	-

### 802.11b\_Nss1,(1Mbps)\_4TX

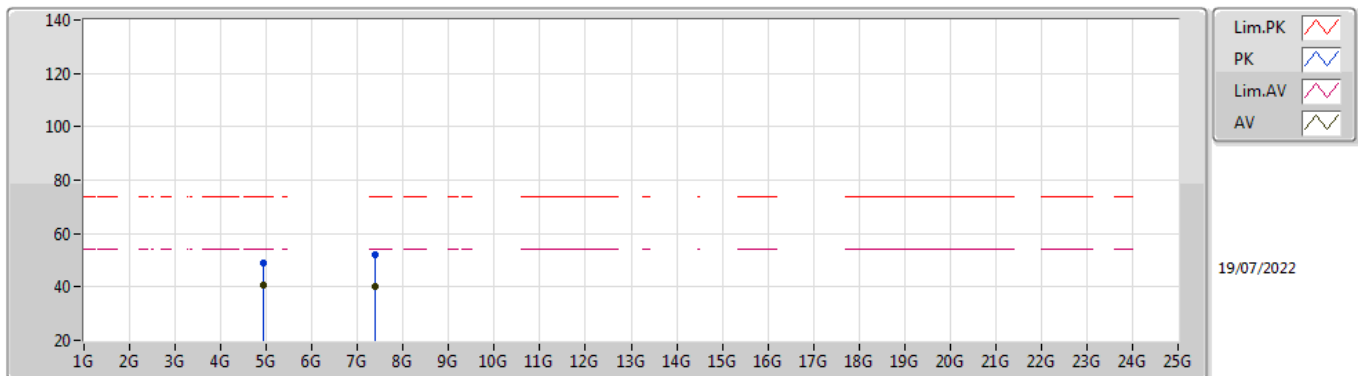
#### 2462MHz\_TX



Type	Freq (Hz)	Level (dBuV/m)	Limit (dBuV/m)	Margin (dB)	Factor (dB)	Dist (m)	Condition	Azimuth (°)	Height (m)	Comment	Raw (dBuV)	AF (dB)	CL (dB)	PA (dB)
AV	4.92398G	43.06	54.00	-10.94	4.87	3	Vertical	291	1.24	-	38.19	32.90	6.75	34.78
AV	7.38433G	40.33	54.00	-13.67	9.48	3	Vertical	224	1.50	-	30.85	36.36	7.95	34.83
PK	4.92398G	49.72	74.00	-24.28	4.87	3	Vertical	291	1.24	-	44.85	32.90	6.75	34.78
PK	7.3844G	51.43	74.00	-22.57	9.48	3	Vertical	224	1.50	-	41.95	36.36	7.95	34.83

### 802.11b\_Nss1,(1Mbps)\_4TX

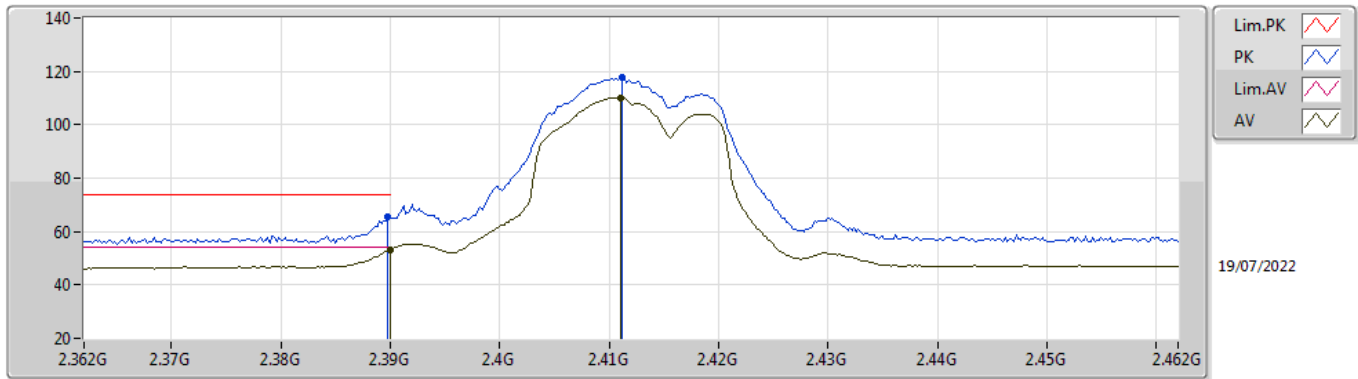
#### 2462MHz\_TX



Type	Freq (Hz)	Level (dBuV/m)	Limit (dBuV/m)	Margin (dB)	Factor (dB)	Dist (m)	Condition	Azimuth (°)	Height (m)	Comment	Raw (dBuV)	AF (dB)	CL (dB)	PA (dB)
AV	4.92404G	40.86	54.00	-13.14	4.87	3	Horizontal	290	1.00	-	35.99	32.90	6.75	34.78
AV	7.38356G	40.36	54.00	-13.64	9.49	3	Horizontal	40	1.37	-	30.87	36.37	7.95	34.83
PK	4.92414G	48.80	74.00	-25.20	4.87	3	Horizontal	290	1.00	-	43.93	32.90	6.75	34.78
PK	7.38417G	51.82	74.00	-22.18	9.48	3	Horizontal	40	1.37	-	42.34	36.36	7.95	34.83

### 802.11g\_Nss1,(6Mbps)\_4TX

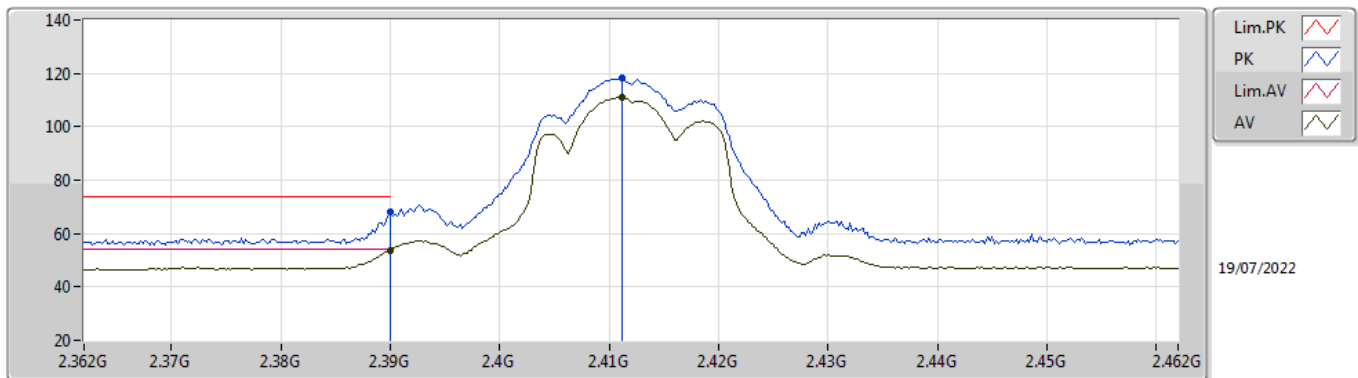
#### 2412MHz\_TX



Type	Freq (Hz)	Level (dBuV/m)	Limit (dBuV/m)	Margin (dB)	Factor (dB)	Dist (m)	Condition	Azimuth (°)	Height (m)	Comment	Raw (dBuV)	AF (dB)	CL (dB)	PA (dB)
AV	2.39G	53.04	54.00	-0.96	32.01	3	Vertical	26	1.45	-	21.03	27.44	4.57	-
AV	2.411G	109.94	Inf	-Inf	32.10	3	Vertical	26	1.45	-	77.84	27.52	4.58	-
PK	2.3898G	65.69	74.00	-8.31	32.01	3	Vertical	26	1.45	-	33.68	27.44	4.57	-
PK	2.4112G	117.52	Inf	-Inf	32.10	3	Vertical	26	1.45	-	85.42	27.52	4.58	-

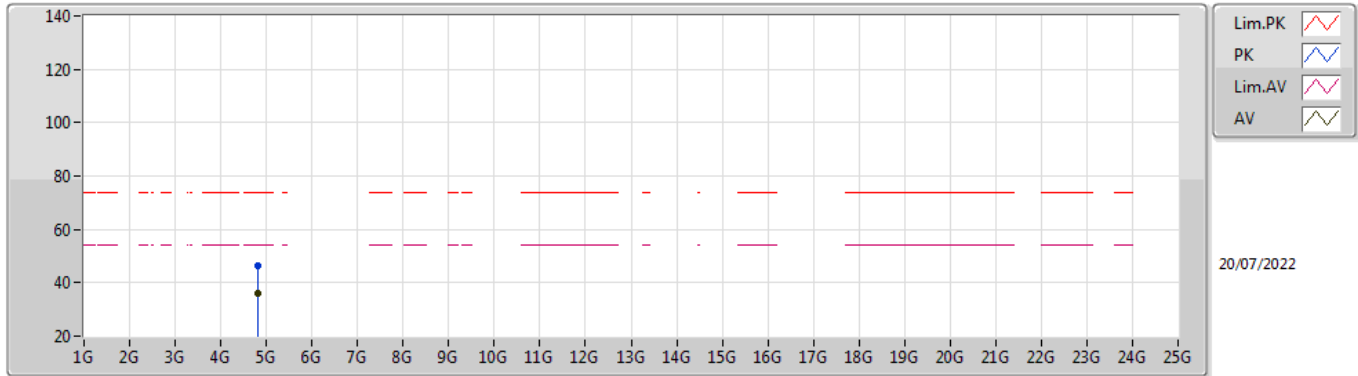
### 802.11g\_Nss1,(6Mbps)\_4TX

#### 2412MHz\_TX



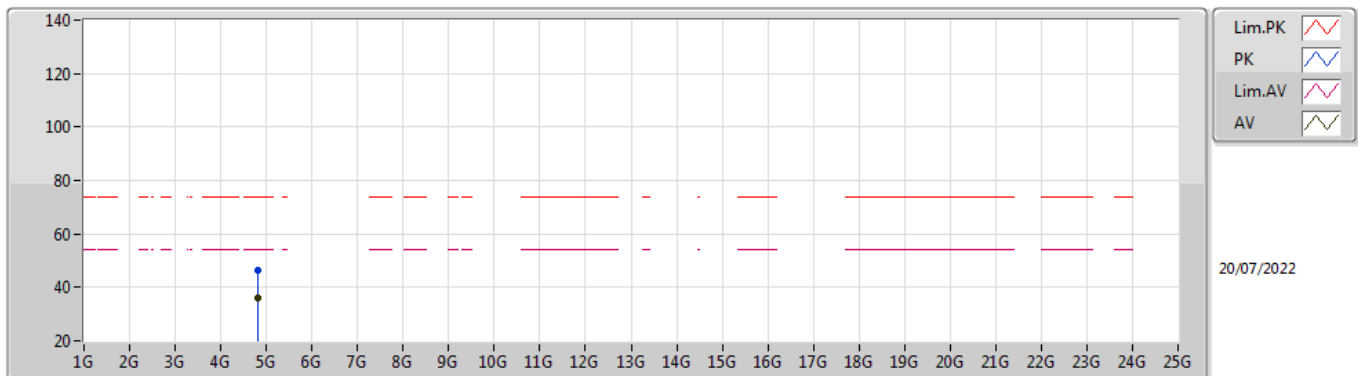
Type	Freq (Hz)	Level (dBuV/m)	Limit (dBuV/m)	Margin (dB)	Factor (dB)	Dist (m)	Condition	Azimuth (°)	Height (m)	Comment	Raw (dBuV)	AF (dB)	CL (dB)	PA (dB)
AV	2.39G	53.85	54.00	-0.15	32.01	3	Horizontal	328	2.26	-	21.84	27.44	4.57	-
AV	2.4112G	110.96	Inf	-Inf	32.10	3	Horizontal	328	2.26	-	78.86	27.52	4.58	-
PK	2.39G	68.02	74.00	-5.98	32.01	3	Horizontal	328	2.26	-	36.01	27.44	4.57	-
PK	2.4112G	118.32	Inf	-Inf	32.10	3	Horizontal	328	2.26	-	86.22	27.52	4.58	-

**802.11g\_Nss1,(6Mbps)\_4TX**  
**2412MHz\_TX**



Type	Freq (Hz)	Level (dBuV/m)	Limit (dBuV/m)	Margin (dB)	Factor (dB)	Dist (m)	Condition	Azimuth (°)	Height (m)	Comment	Raw (dBuV)	AF (dB)	CL (dB)	PA (dB)
AV	4.82153G	36.21	54.00	-17.79	4.30	3	Vertical	29	1.80	-	31.91	32.43	6.68	34.81
PK	4.82259G	46.56	74.00	-27.44	4.31	3	Vertical	29	1.80	-	42.25	32.44	6.68	34.81

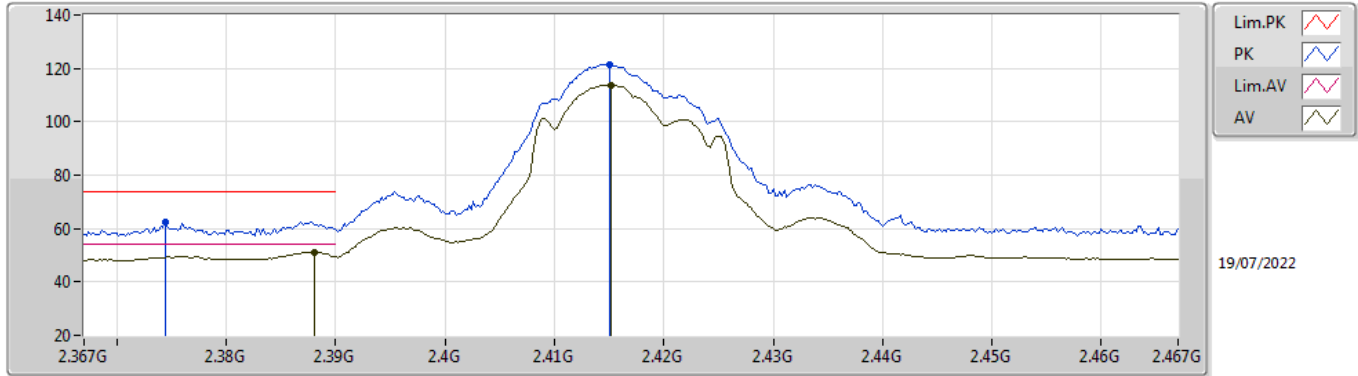
**802.11g\_Nss1,(6Mbps)\_4TX**  
**2412MHz\_TX**



Type	Freq (Hz)	Level (dBuV/m)	Limit (dBuV/m)	Margin (dB)	Factor (dB)	Dist (m)	Condition	Azimuth (°)	Height (m)	Comment	Raw (dBuV)	AF (dB)	CL (dB)	PA (dB)
AV	4.82185G	36.13	54.00	-17.87	4.30	3	Horizontal	30	1.87	-	31.83	32.43	6.68	34.81
PK	4.82263G	46.53	74.00	-27.47	4.31	3	Horizontal	30	1.87	-	42.22	32.44	6.68	34.81

### 802.11g\_Nss1,(6Mbps)\_4TX

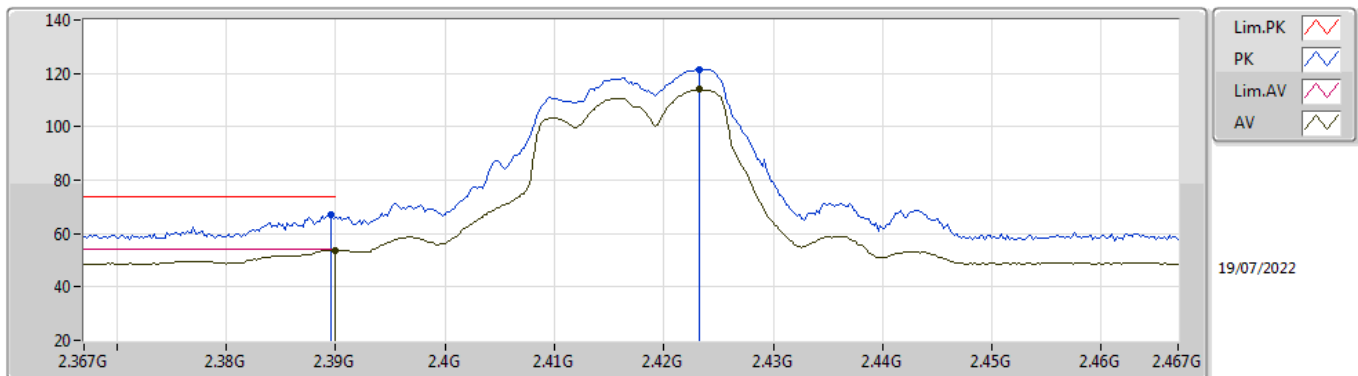
#### 2417MHz\_TX



Type	Freq (Hz)	Level (dBuV/m)	Limit (dBuV/m)	Margin (dB)	Factor (dB)	Dist (m)	Condition	Azimuth (°)	Height (m)	Comment	Raw (dBuV)	AF (dB)	CL (dB)	PA (dB)
AV	2.388G	51.19	54.00	-2.81	32.00	3	Vertical	338	1.50	-	19.19	27.43	4.57	-
AV	2.4152G	113.67	Inf	-Inf	32.12	3	Vertical	338	1.50	-	81.55	27.53	4.59	-
PK	2.3744G	62.39	74.00	-11.61	31.91	3	Vertical	338	1.50	-	30.48	27.35	4.56	-
PK	2.415G	121.44	Inf	-Inf	32.12	3	Vertical	338	1.50	-	89.32	27.53	4.59	-

### 802.11g\_Nss1,(6Mbps)\_4TX

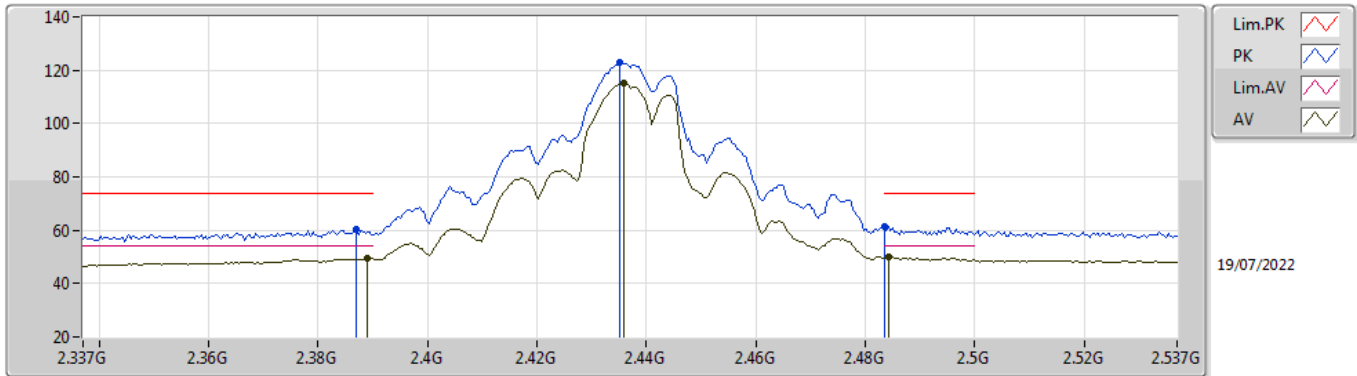
#### 2417MHz\_TX



Type	Freq (Hz)	Level (dBuV/m)	Limit (dBuV/m)	Margin (dB)	Factor (dB)	Dist (m)	Condition	Azimuth (°)	Height (m)	Comment	Raw (dBuV)	AF (dB)	CL (dB)	PA (dB)
AV	2.39G	53.69	54.00	-0.31	32.01	3	Horizontal	323	1.86	-	21.68	27.44	4.57	-
AV	2.4232G	113.90	Inf	-Inf	32.14	3	Horizontal	323	1.86	-	81.76	27.55	4.59	-
PK	2.3896G	66.86	74.00	-7.14	32.01	3	Horizontal	323	1.86	-	34.85	27.44	4.57	-
PK	2.4232G	121.63	Inf	-Inf	32.14	3	Horizontal	323	1.86	-	89.49	27.55	4.59	-

802.11g\_Nss1,(6Mbps)\_4TX

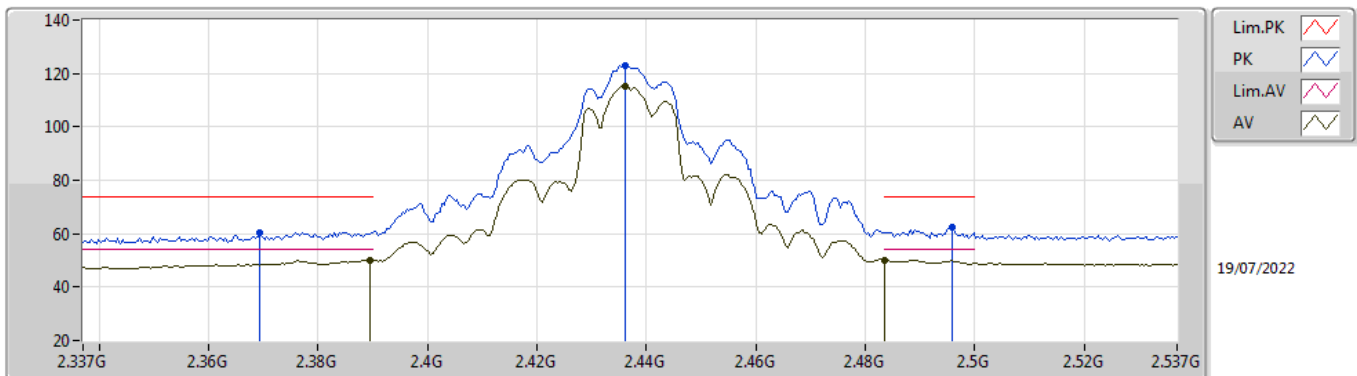
2437MHz\_TX



Type	Freq (Hz)	Level (dBuV/m)	Limit (dBuV/m)	Margin (dB)	Factor (dB)	Dist (m)	Condition	Azimuth (°)	Height (m)	Comment	Raw (dBuV)	AF (dB)	CL (dB)	PA (dB)
AV	2.389G	49.37	54.00	-4.63	32.00	3	Vertical	24	1.40	-	17.37	27.43	4.57	-
AV	2.4358G	115.21	Inf	-Inf	32.16	3	Vertical	24	1.40	-	83.05	27.57	4.59	-
AV	2.4842G	50.17	54.00	-3.83	32.42	3	Vertical	24	1.40	-	17.75	27.81	4.61	-
PK	2.387G	60.14	74.00	-13.86	31.99	3	Vertical	24	1.40	-	28.15	27.42	4.57	-
PK	2.435G	122.73	Inf	-Inf	32.16	3	Vertical	24	1.40	-	90.57	27.57	4.59	-
PK	2.4835G	61.21	74.00	-12.79	32.41	3	Vertical	24	1.40	-	28.80	27.80	4.61	-

802.11g\_Nss1,(6Mbps)\_4TX

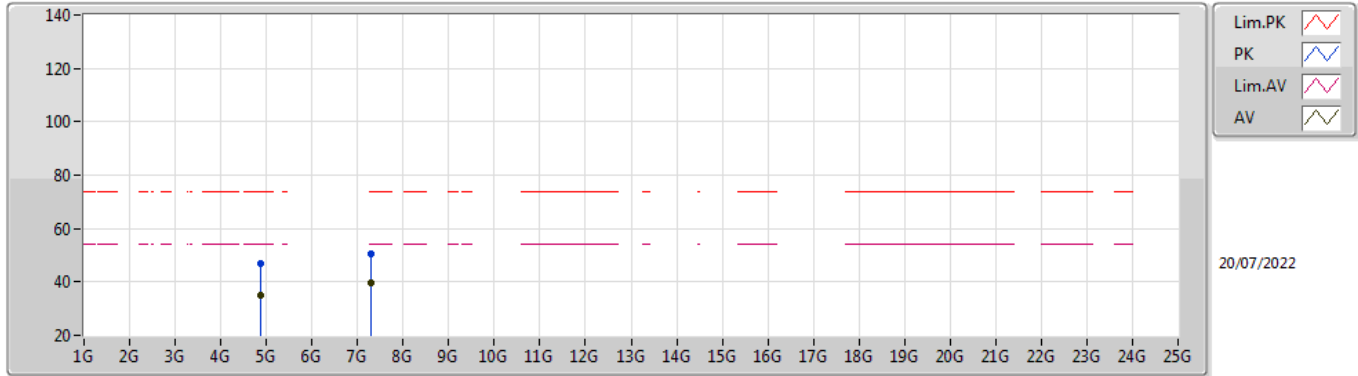
2437MHz\_TX



Type	Freq (Hz)	Level (dBuV/m)	Limit (dBuV/m)	Margin (dB)	Factor (dB)	Dist (m)	Condition	Azimuth (°)	Height (m)	Comment	Raw (dBuV)	AF (dB)	CL (dB)	PA (dB)
AV	2.3894G	50.14	54.00	-3.86	32.01	3	Horizontal	329	2.35	-	18.13	27.44	4.57	-
AV	2.4362G	115.43	Inf	-Inf	32.16	3	Horizontal	329	2.35	-	83.27	27.57	4.59	-
AV	2.4835G	50.17	54.00	-3.83	32.41	3	Horizontal	329	2.35	-	17.76	27.80	4.61	-
PK	2.3694G	60.41	74.00	-13.59	31.87	3	Horizontal	329	2.35	-	28.54	27.32	4.55	-
PK	2.4362G	122.99	Inf	-Inf	32.16	3	Horizontal	329	2.35	-	90.83	27.57	4.59	-
PK	2.4958G	62.65	74.00	-11.35	32.49	3	Horizontal	329	2.35	-	30.16	27.87	4.62	-

802.11g\_Nss1,(6Mbps)\_4TX

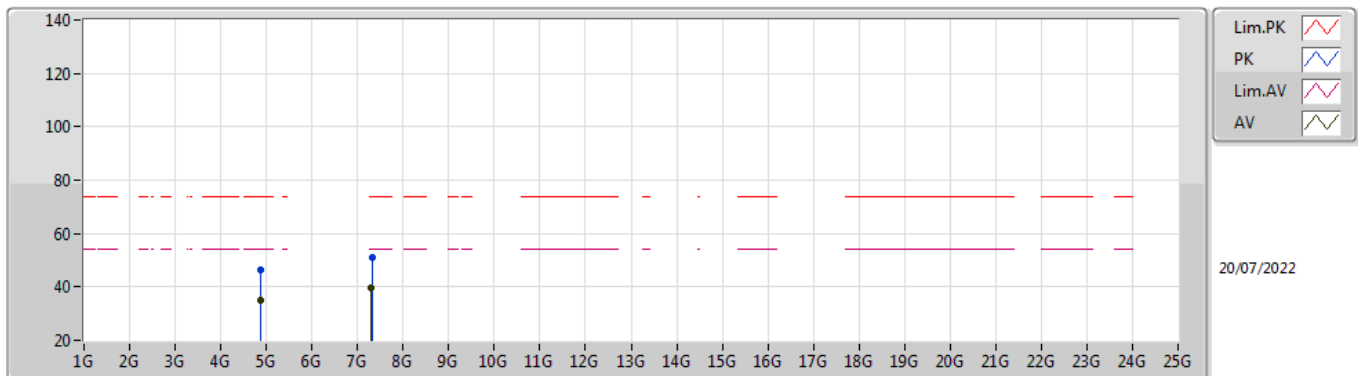
2437MHz\_TX



Type	Freq (Hz)	Level (dBuV/m)	Limit (dBuV/m)	Margin (dB)	Factor (dB)	Dist (m)	Condition	Azimuth (°)	Height (m)	Comment	Raw (dBuV)	AF (dB)	CL (dB)	PA (dB)
AV	4.87208G	34.84	54.00	-19.16	4.61	3	Vertical	345	1.50	-	30.23	32.69	6.71	34.79
AV	7.30857G	39.50	54.00	-14.50	9.79	3	Vertical	332	1.00	-	29.71	36.75	7.86	34.82
PK	4.87355G	46.98	74.00	-27.02	4.62	3	Vertical	345	1.50	-	42.36	32.69	6.72	34.79
PK	7.31007G	50.72	74.00	-23.28	9.78	3	Vertical	332	1.00	-	40.94	36.74	7.86	34.82

802.11g\_Nss1,(6Mbps)\_4TX

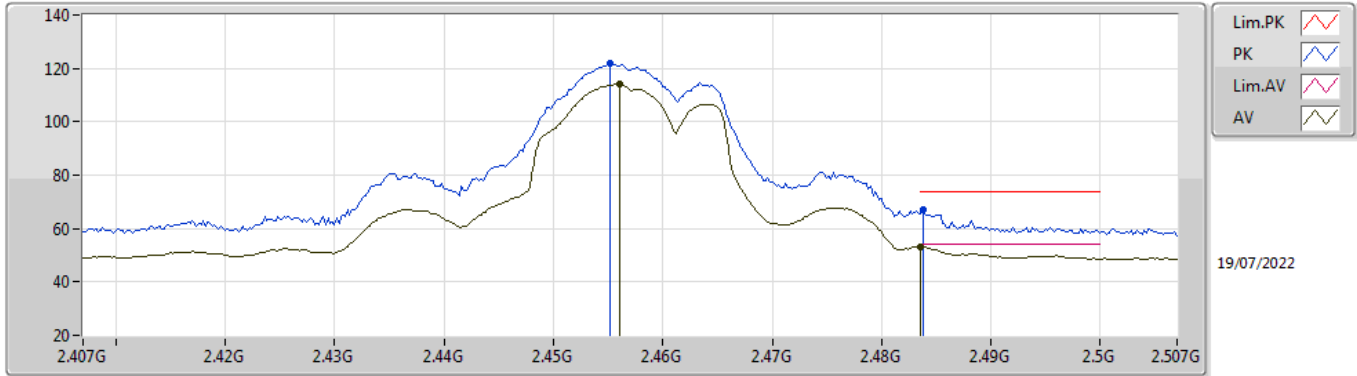
2437MHz\_TX



Type	Freq (Hz)	Level (dBuV/m)	Limit (dBuV/m)	Margin (dB)	Factor (dB)	Dist (m)	Condition	Azimuth (°)	Height (m)	Comment	Raw (dBuV)	AF (dB)	CL (dB)	PA (dB)
AV	4.874G	34.88	54.00	-19.12	4.63	3	Horizontal	32	1.50	-	30.25	32.70	6.72	34.79
AV	7.30868G	39.59	54.00	-14.41	9.79	3	Horizontal	156	1.50	-	29.80	36.75	7.86	34.82
PK	4.87518G	46.30	74.00	-27.70	4.63	3	Horizontal	32	1.50	-	41.67	32.70	6.72	34.79
PK	7.31086G	50.93	74.00	-23.07	9.77	3	Horizontal	156	1.50	-	41.16	36.73	7.86	34.82

### 802.11g\_Nss1,(6Mbps)\_4TX

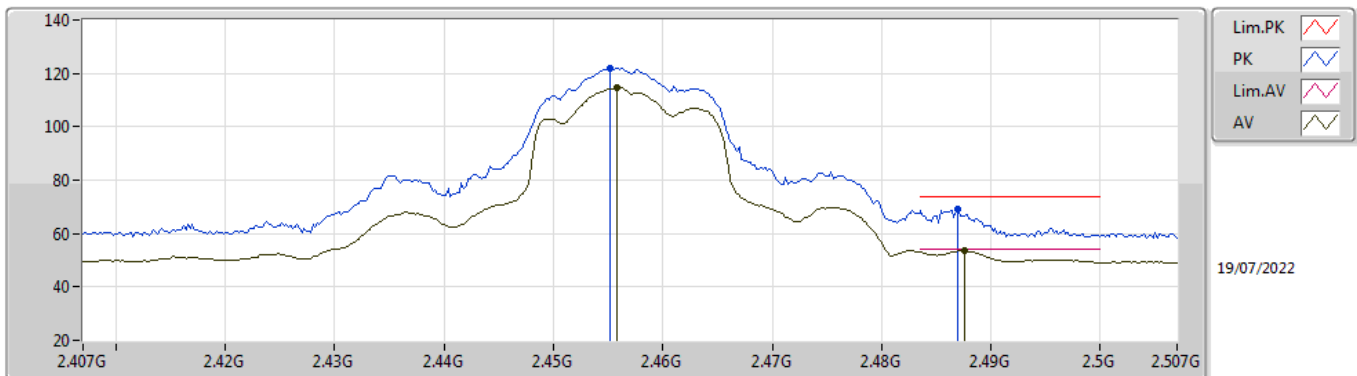
#### 2457MHz\_TX



Type	Freq (Hz)	Level (dBuV/m)	Limit (dBuV/m)	Margin (dB)	Factor (dB)	Dist (m)	Condition	Azimuth (°)	Height (m)	Comment	Raw (dBuV)	AF (dB)	CL (dB)	PA (dB)
AV	2.456G	113.93	Inf	-Inf	32.24	3	Vertical	19.9	1.50	-	81.69	27.64	4.60	-
AV	2.4836G	53.33	54.00	-0.67	32.41	3	Vertical	19.9	1.50	-	20.92	27.80	4.61	-
PK	2.4552G	121.67	Inf	-Inf	32.23	3	Vertical	19.9	1.50	-	89.44	27.63	4.60	-
PK	2.4838G	67.14	74.00	-6.86	32.41	3	Vertical	19.9	1.50	-	34.73	27.80	4.61	-

### 802.11g\_Nss1,(6Mbps)\_4TX

#### 2457MHz\_TX

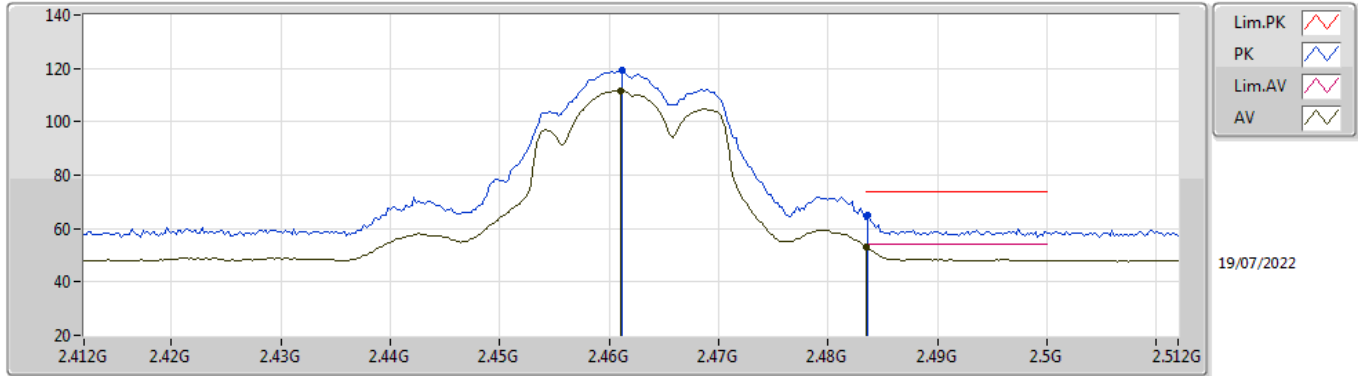


Type	Freq (Hz)	Level (dBuV/m)	Limit (dBuV/m)	Margin (dB)	Factor (dB)	Dist (m)	Condition	Azimuth (°)	Height (m)	Comment	Raw (dBuV)	AF (dB)	CL (dB)	PA (dB)
AV	2.4558G	114.43	Inf	-Inf	32.23	3	Horizontal	332	2.28	-	82.20	27.63	4.60	-
AV	2.4876G	53.77	54.00	-0.23	32.45	3	Horizontal	332	2.28	-	21.32	27.83	4.62	-
PK	2.4552G	121.97	Inf	-Inf	32.23	3	Horizontal	332	2.28	-	89.74	27.63	4.60	-
PK	2.487G	69.04	74.00	-4.96	32.43	3	Horizontal	332	2.28	-	36.61	27.82	4.61	-



### 802.11g\_Nss1,(6Mbps)\_4TX

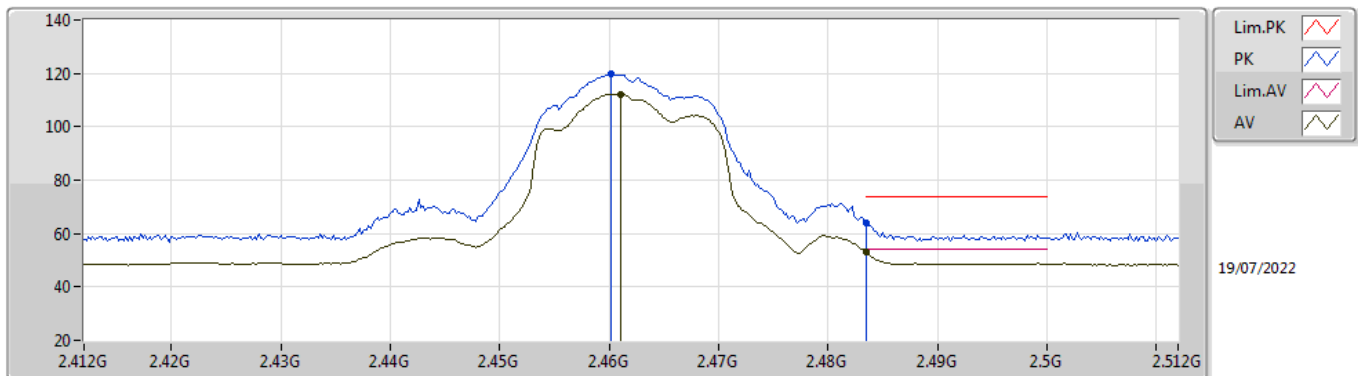
#### 2462MHz\_TX



Type	Freq (Hz)	Level (dBuV/m)	Limit (dBuV/m)	Margin (dB)	Factor (dB)	Dist (m)	Condition	Azimuth (°)	Height (m)	Comment	Raw (dBuV)	AF (dB)	CL (dB)	PA (dB)
AV	2.461G	111.60	Inf	-Inf	32.27	3	Vertical	24	1.26	-	79.33	27.67	4.60	-
AV	2.4835G	53.30	54.00	-0.70	32.41	3	Vertical	24	1.26	-	20.89	27.80	4.61	-
PK	2.4612G	119.12	Inf	-Inf	32.27	3	Vertical	24	1.26	-	86.85	27.67	4.60	-
PK	2.4836G	65.18	74.00	-8.82	32.41	3	Vertical	24	1.26	-	32.77	27.80	4.61	-

### 802.11g\_Nss1,(6Mbps)\_4TX

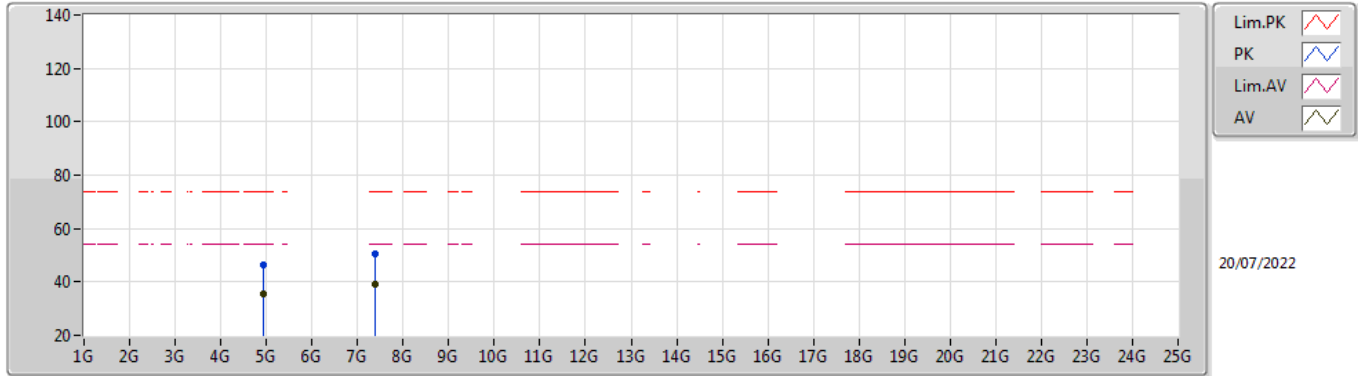
#### 2462MHz\_TX



Type	Freq (Hz)	Level (dBuV/m)	Limit (dBuV/m)	Margin (dB)	Factor (dB)	Dist (m)	Condition	Azimuth (°)	Height (m)	Comment	Raw (dBuV)	AF (dB)	CL (dB)	PA (dB)
AV	2.461G	112.22	Inf	-Inf	32.27	3	Horizontal	336	2.30	-	79.95	27.67	4.60	-
AV	2.4835G	53.17	54.00	-0.83	32.41	3	Horizontal	336	2.30	-	20.76	27.80	4.61	-
PK	2.4602G	119.63	Inf	-Inf	32.26	3	Horizontal	336	2.30	-	87.37	27.66	4.60	-
PK	2.4835G	64.18	74.00	-9.82	32.41	3	Horizontal	336	2.30	-	31.77	27.80	4.61	-

### 802.11g\_Nss1,(6Mbps)\_4TX

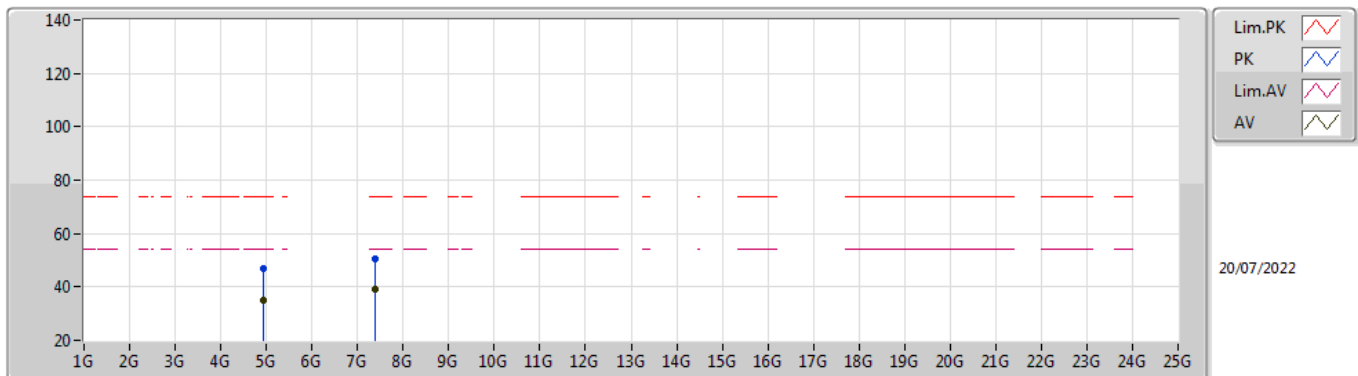
#### 2462MHz\_TX



Type	Freq (Hz)	Level (dBuV/m)	Limit (dBuV/m)	Margin (dB)	Factor (dB)	Dist (m)	Condition	Azimuth (°)	Height (m)	Comment	Raw (dBuV)	AF (dB)	CL (dB)	PA (dB)
AV	4.92173G	35.56	54.00	-18.44	4.86	3	Vertical	297	1.38	-	30.70	32.89	6.75	34.78
AV	7.38405G	39.29	54.00	-14.71	9.48	3	Vertical	307	1.37	-	29.81	36.36	7.95	34.83
PK	4.92326G	46.60	74.00	-27.40	4.86	3	Vertical	297	1.38	-	41.74	32.89	6.75	34.78
PK	7.38647G	50.58	74.00	-23.42	9.47	3	Vertical	307	1.37	-	41.11	36.35	7.95	34.83

### 802.11g\_Nss1,(6Mbps)\_4TX

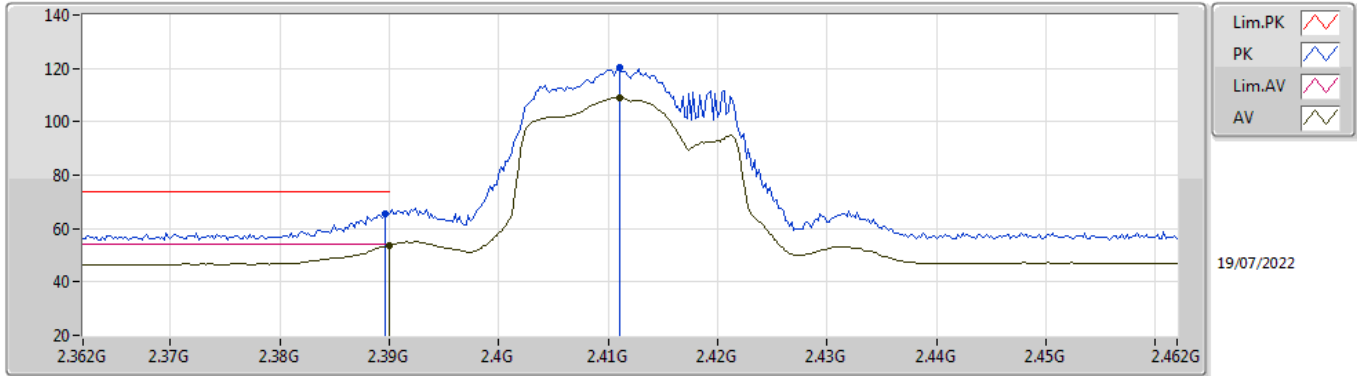
#### 2462MHz\_TX



Type	Freq (Hz)	Level (dBuV/m)	Limit (dBuV/m)	Margin (dB)	Factor (dB)	Dist (m)	Condition	Azimuth (°)	Height (m)	Comment	Raw (dBuV)	AF (dB)	CL (dB)	PA (dB)
AV	4.92368G	35.12	54.00	-18.88	4.86	3	Horizontal	161	1.41	-	30.26	32.89	6.75	34.78
AV	7.38399G	39.29	54.00	-14.71	9.48	3	Horizontal	118	1.15	-	29.81	36.36	7.95	34.83
PK	4.92386G	46.80	74.00	-27.20	4.87	3	Horizontal	161	1.41	-	41.93	32.90	6.75	34.78
PK	7.3845G	50.66	74.00	-23.34	9.48	3	Horizontal	118	1.15	-	41.18	36.36	7.95	34.83

802.11ax HEW20\_Nss1,(MCS0)\_4TX

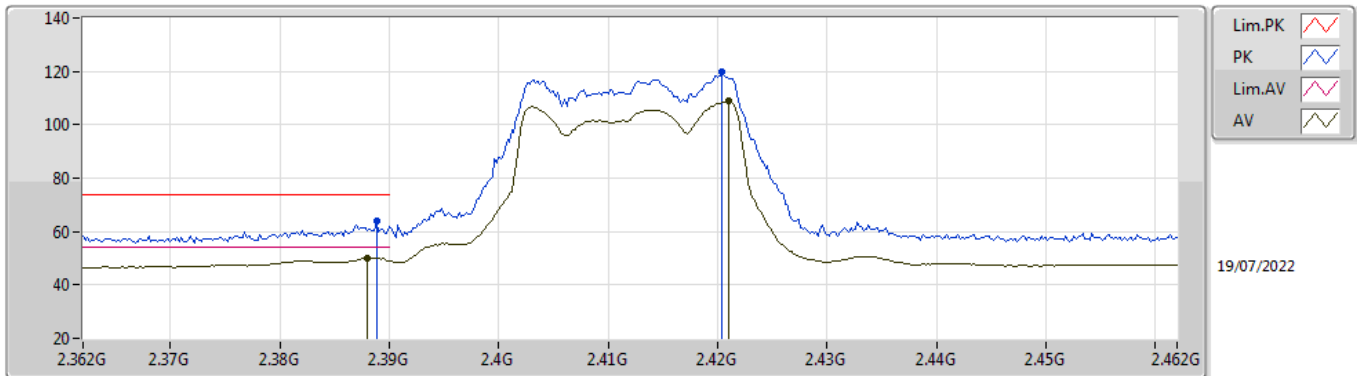
2412MHz\_TX



Type	Freq (Hz)	Level (dBuV/m)	Limit (dBuV/m)	Margin (dB)	Factor (dB)	Dist (m)	Condition	Azimuth (°)	Height (m)	Comment	Raw (dBuV)	AF (dB)	CL (dB)	PA (dB)
AV	2.39G	53.78	54.00	-0.22	32.01	3	Vertical	18	1.48	-	21.77	27.44	4.57	-
AV	2.411G	109.00	Inf	-Inf	32.10	3	Vertical	18	1.48	-	76.90	27.52	4.58	-
PK	2.3896G	65.69	74.00	-8.31	32.01	3	Vertical	18	1.48	-	33.68	27.44	4.57	-
PK	2.411G	120.37	Inf	-Inf	32.10	3	Vertical	18	1.48	-	88.27	27.52	4.58	-

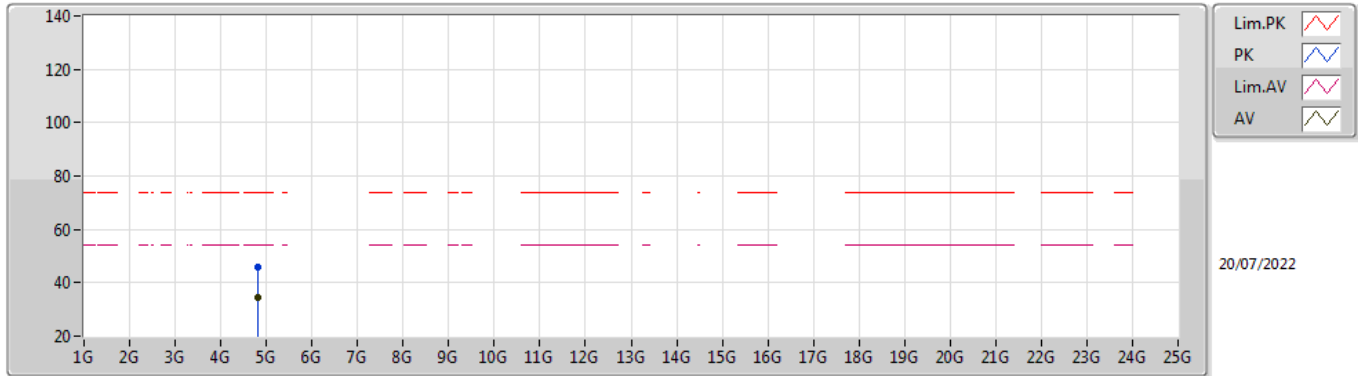
802.11ax HEW20\_Nss1,(MCS0)\_4TX

2412MHz\_TX



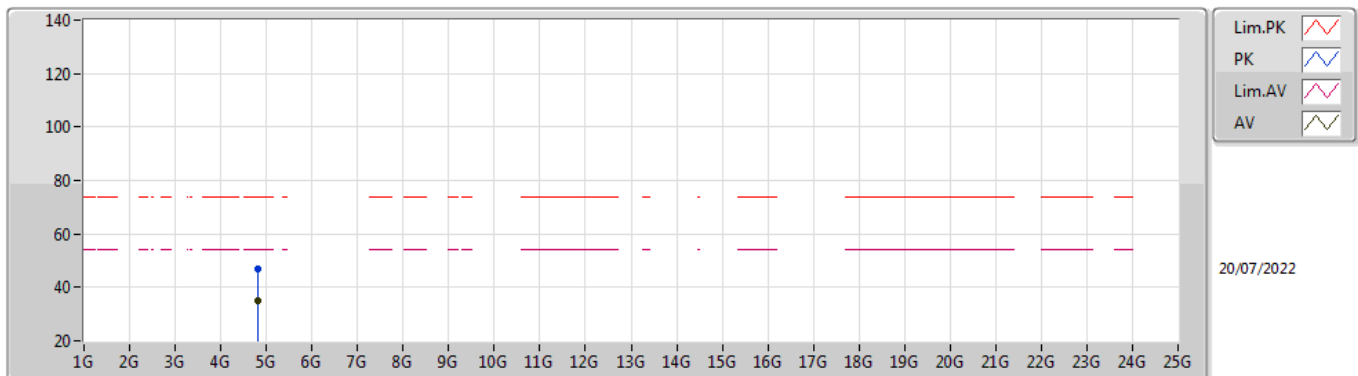
Type	Freq (Hz)	Level (dBuV/m)	Limit (dBuV/m)	Margin (dB)	Factor (dB)	Dist (m)	Condition	Azimuth (°)	Height (m)	Comment	Raw (dBuV)	AF (dB)	CL (dB)	PA (dB)
AV	2.388G	50.10	54.00	-3.90	32.00	3	Horizontal	53	2.83	-	18.10	27.43	4.57	-
AV	2.421G	108.74	Inf	-Inf	32.13	3	Horizontal	53	2.83	-	76.61	27.54	4.59	-
PK	2.3888G	63.92	74.00	-10.08	32.00	3	Horizontal	53	2.83	-	31.92	27.43	4.57	-
PK	2.4204G	119.80	Inf	-Inf	32.13	3	Horizontal	53	2.83	-	87.67	27.54	4.59	-

**802.11ax HEW20\_Nss1,(MCS0)\_4TX  
2412MHz\_TX**



Type	Freq (Hz)	Level (dBuV/m)	Limit (dBuV/m)	Margin (dB)	Factor (dB)	Dist (m)	Condition	Azimuth (°)	Height (m)	Comment	Raw (dBuV)	AF (dB)	CL (dB)	PA (dB)
AV	4.82684G	34.69	54.00	-19.31	4.33	3	Vertical	350	2.14	-	30.36	32.46	6.68	34.81
PK	4.82354G	46.10	74.00	-27.90	4.31	3	Vertical	350	2.14	-	41.79	32.44	6.68	34.81

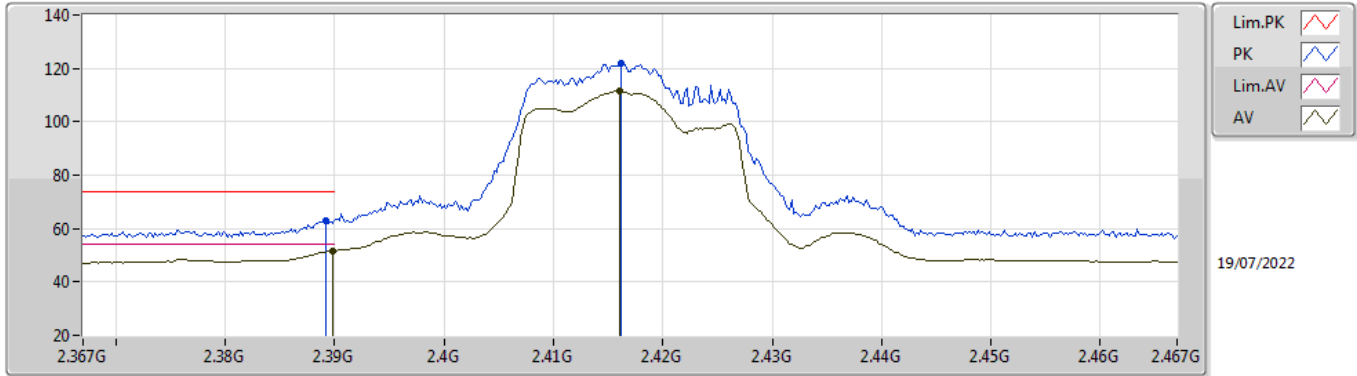
**802.11ax HEW20\_Nss1,(MCS0)\_4TX  
2412MHz\_TX**



Type	Freq (Hz)	Level (dBuV/m)	Limit (dBuV/m)	Margin (dB)	Factor (dB)	Dist (m)	Condition	Azimuth (°)	Height (m)	Comment	Raw (dBuV)	AF (dB)	CL (dB)	PA (dB)
AV	4.82578G	34.78	54.00	-19.22	4.32	3	Horizontal	233	2.93	-	30.46	32.45	6.68	34.81
PK	4.82328G	46.80	74.00	-27.20	4.31	3	Horizontal	233	2.93	-	42.49	32.44	6.68	34.81

802.11ax HEW20\_Nss1,(MCS0)\_4TX

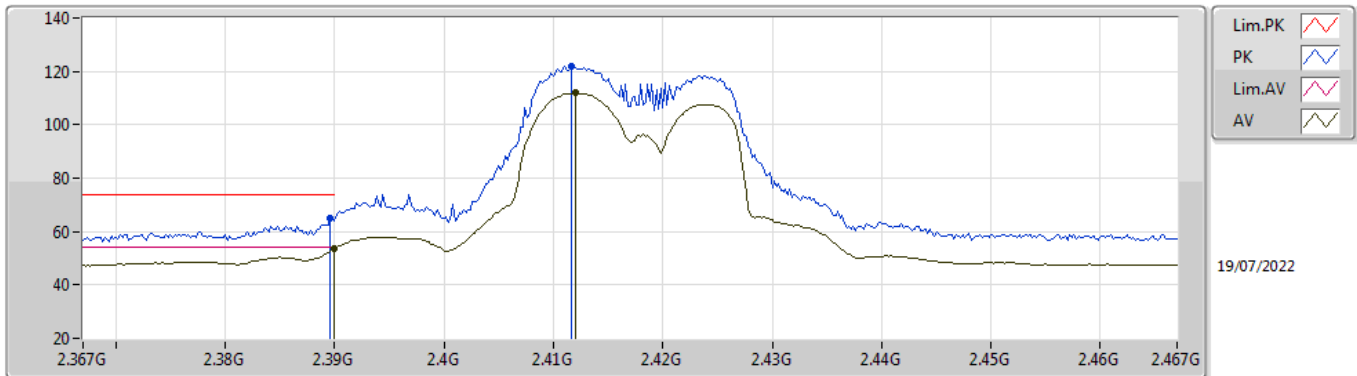
2417MHz\_TX



Type	Freq (Hz)	Level (dBuV/m)	Limit (dBuV/m)	Margin (dB)	Factor (dB)	Dist (m)	Condition	Azimuth (°)	Height (m)	Comment	Raw (dBuV)	AF (dB)	CL (dB)	PA (dB)
AV	2.3898G	51.81	54.00	-2.19	32.01	3	Vertical	22	1.48	-	19.80	27.44	4.57	-
AV	2.416G	111.46	Inf	-Inf	32.12	3	Vertical	22	1.48	-	79.34	27.53	4.59	-
PK	2.3892G	62.99	74.00	-11.01	32.01	3	Vertical	22	1.48	-	30.98	27.44	4.57	-
PK	2.4162G	121.98	Inf	-Inf	32.12	3	Vertical	22	1.48	-	89.86	27.53	4.59	-

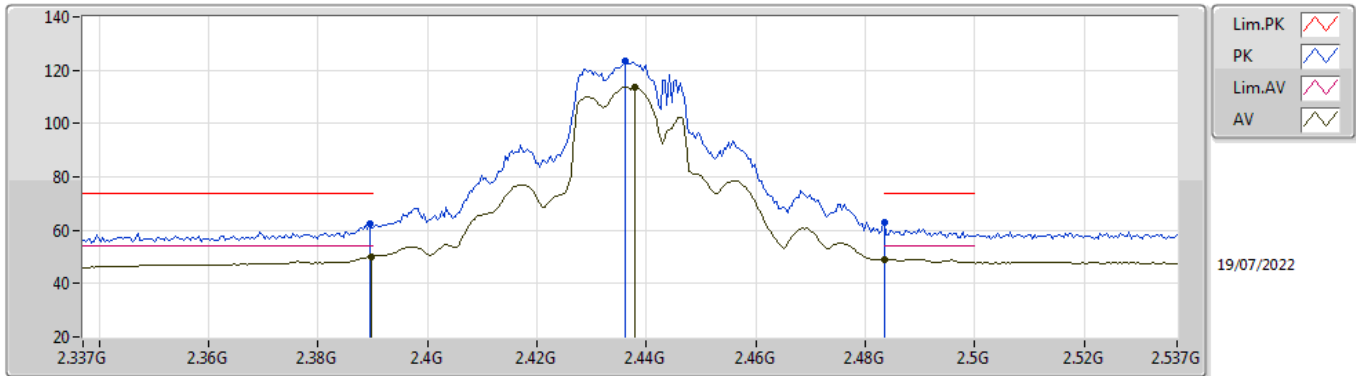
802.11ax HEW20\_Nss1,(MCS0)\_4TX

2417MHz\_TX



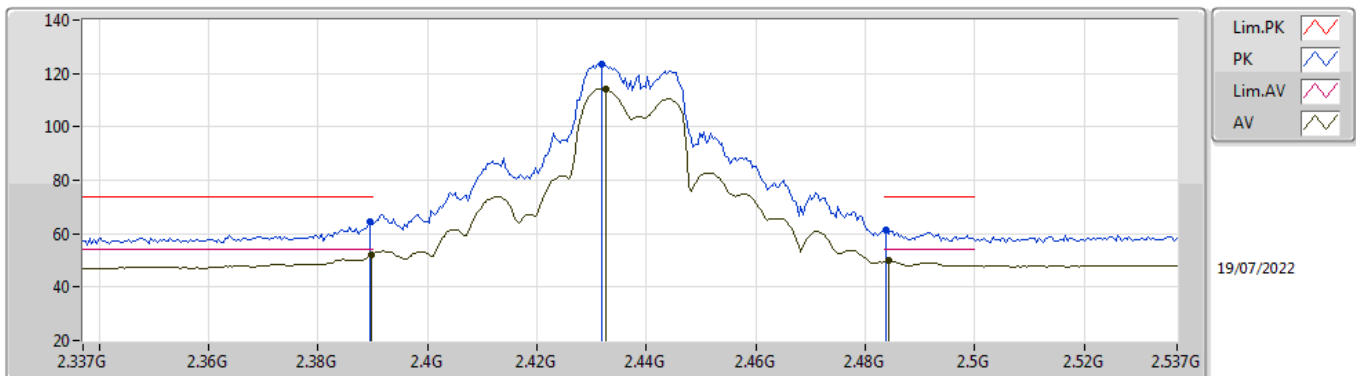
Type	Freq (Hz)	Level (dBuV/m)	Limit (dBuV/m)	Margin (dB)	Factor (dB)	Dist (m)	Condition	Azimuth (°)	Height (m)	Comment	Raw (dBuV)	AF (dB)	CL (dB)	PA (dB)
AV	2.39G	53.82	54.00	-0.18	32.01	3	Horizontal	301	1.17	-	21.81	27.44	4.57	-
AV	2.412G	111.85	Inf	-Inf	32.10	3	Horizontal	301	1.17	-	79.75	27.52	4.58	-
PK	2.3896G	64.82	74.00	-9.18	32.01	3	Horizontal	301	1.17	-	32.81	27.44	4.57	-
PK	2.4116G	121.84	Inf	-Inf	32.10	3	Horizontal	301	1.17	-	89.74	27.52	4.58	-

**802.11ax HEW20\_Nss1,(MCS0)\_4TX  
2437MHz\_TX**



Type	Freq (Hz)	Level (dBuV/m)	Limit (dBuV/m)	Margin (dB)	Factor (dB)	Dist (m)	Condition	Azimuth (°)	Height (m)	Comment	Raw (dBuV)	AF (dB)	CL (dB)	PA (dB)
AV	2.3898G	50.15	54.00	-3.85	32.01	3	Vertical	23	1.40	-	18.14	27.44	4.57	-
AV	2.4378G	113.60	Inf	-Inf	32.18	3	Vertical	23	1.40	-	81.42	27.58	4.60	-
AV	2.4835G	49.05	54.00	-4.95	32.41	3	Vertical	23	1.40	-	16.64	27.80	4.61	-
PK	2.3894G	62.43	74.00	-11.57	32.01	3	Vertical	23	1.40	-	30.42	27.44	4.57	-
PK	2.4362G	123.35	Inf	-Inf	32.16	3	Vertical	23	1.40	-	91.19	27.57	4.59	-
PK	2.4835G	62.83	74.00	-11.17	32.41	3	Vertical	23	1.40	-	30.42	27.80	4.61	-

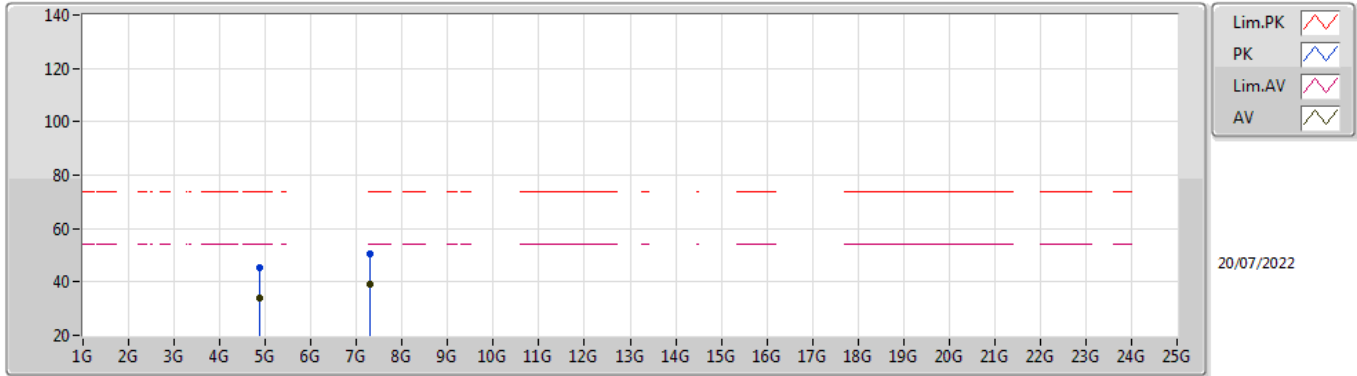
**802.11ax HEW20\_Nss1,(MCS0)\_4TX  
2437MHz\_TX**



Type	Freq (Hz)	Level (dBuV/m)	Limit (dBuV/m)	Margin (dB)	Factor (dB)	Dist (m)	Condition	Azimuth (°)	Height (m)	Comment	Raw (dBuV)	AF (dB)	CL (dB)	PA (dB)
AV	2.3898G	52.01	54.00	-1.99	32.01	3	Horizontal	302	1.02	-	20.00	27.44	4.57	-
AV	2.4326G	114.20	Inf	-Inf	32.16	3	Horizontal	302	1.02	-	82.04	27.57	4.59	-
AV	2.4842G	49.78	54.00	-4.22	32.42	3	Horizontal	302	1.02	-	17.36	27.81	4.61	-
PK	2.3894G	64.37	74.00	-9.63	32.01	3	Horizontal	302	1.02	-	32.36	27.44	4.57	-
PK	2.4318G	123.28	Inf	-Inf	32.15	3	Horizontal	302	1.02	-	91.13	27.56	4.59	-
PK	2.4838G	61.46	74.00	-12.54	32.41	3	Horizontal	302	1.02	-	29.05	27.80	4.61	-

802.11ax HEW20\_Nss1,(MCS0)\_4TX

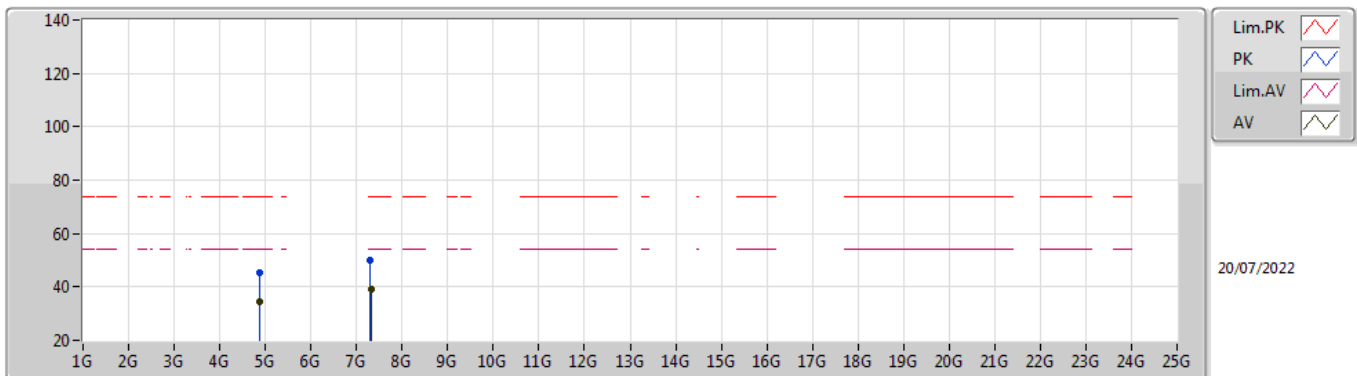
2437MHz\_TX



Type	Freq (Hz)	Level (dBuV/m)	Limit (dBuV/m)	Margin (dB)	Factor (dB)	Dist (m)	Condition	Azimuth (°)	Height (m)	Comment	Raw (dBuV)	AF (dB)	CL (dB)	PA (dB)
AV	4.87828G	34.21	54.00	-19.79	4.64	3	Vertical	330	2.90	-	29.57	32.71	6.72	34.79
AV	7.30648G	38.93	54.00	-15.07	9.80	3	Vertical	147	1.81	-	29.13	36.76	7.86	34.82
PK	4.87892G	45.51	74.00	-28.49	4.65	3	Vertical	330	2.90	-	40.86	32.72	6.72	34.79
PK	7.31016G	50.30	74.00	-23.70	9.78	3	Vertical	147	1.81	-	40.52	36.74	7.86	34.82

802.11ax HEW20\_Nss1,(MCS0)\_4TX

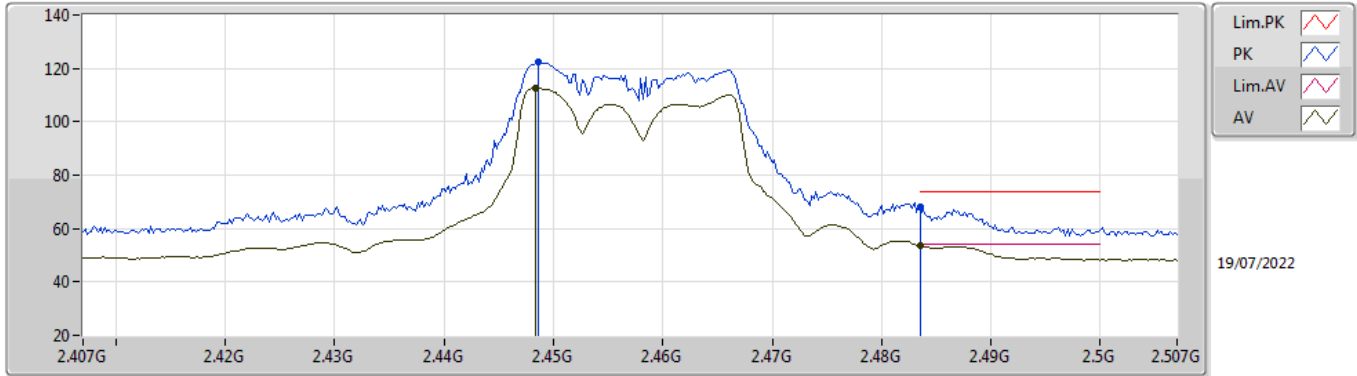
2437MHz\_TX



Type	Freq (Hz)	Level (dBuV/m)	Limit (dBuV/m)	Margin (dB)	Factor (dB)	Dist (m)	Condition	Azimuth (°)	Height (m)	Comment	Raw (dBuV)	AF (dB)	CL (dB)	PA (dB)
AV	4.87818G	34.29	54.00	-19.71	4.64	3	Horizontal	219	1.34	-	29.65	32.71	6.72	34.79
AV	7.31452G	38.91	54.00	-15.09	9.76	3	Horizontal	52	1.87	-	29.15	36.71	7.87	34.82
PK	4.8775G	45.55	74.00	-28.45	4.64	3	Horizontal	219	1.34	-	40.91	32.71	6.72	34.79
PK	7.30764G	50.19	74.00	-23.81	9.79	3	Horizontal	52	1.87	-	40.40	36.75	7.86	34.82

802.11ax HEW20\_Nss1,(MCS0)\_4TX

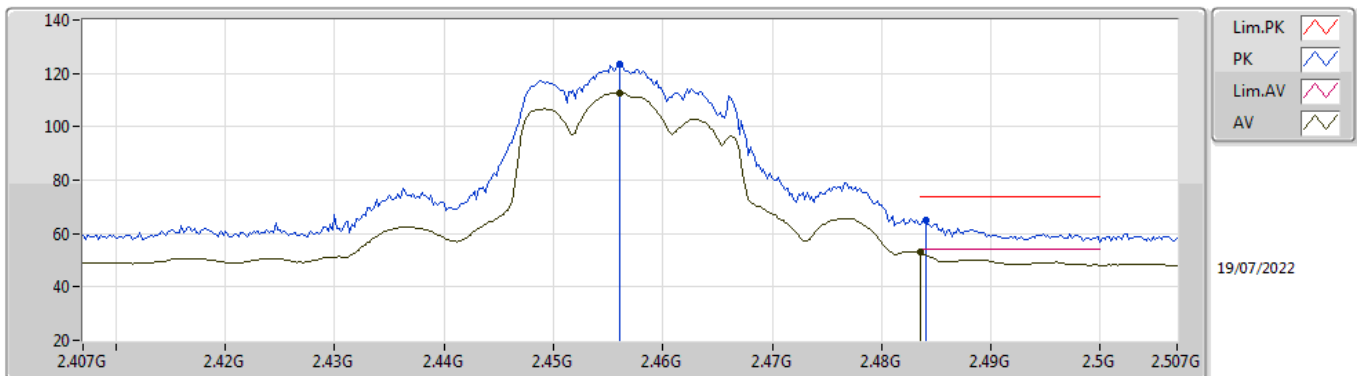
2457MHz\_TX



Type	Freq (Hz)	Level (dBuV/m)	Limit (dBuV/m)	Margin (dB)	Factor (dB)	Dist (m)	Condition	Azimuth (°)	Height (m)	Comment	Raw (dBuV)	AF (dB)	CL (dB)	PA (dB)
AV	2.4484G	112.69	Inf	-Inf	32.20	3	Vertical	335	1.50	-	80.49	27.60	4.60	-
AV	2.4835G	53.44	54.00	-0.56	32.41	3	Vertical	335	1.50	-	21.03	27.80	4.61	-
PK	2.4486G	122.41	Inf	-Inf	32.20	3	Vertical	335	1.50	-	90.21	27.60	4.60	-
PK	2.4835G	68.24	74.00	-5.76	32.41	3	Vertical	335	1.50	-	35.83	27.80	4.61	-

802.11ax HEW20\_Nss1,(MCS0)\_4TX

2457MHz\_TX

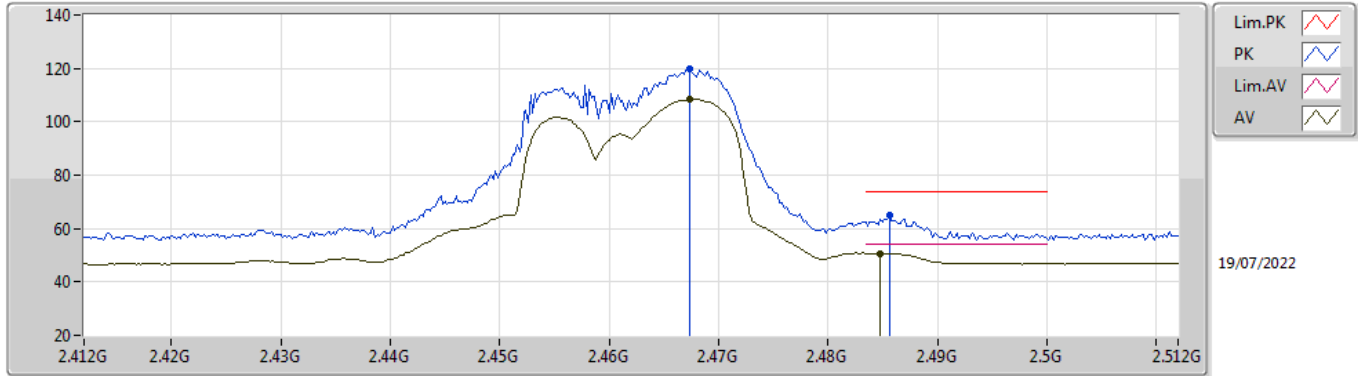


Type	Freq (Hz)	Level (dBuV/m)	Limit (dBuV/m)	Margin (dB)	Factor (dB)	Dist (m)	Condition	Azimuth (°)	Height (m)	Comment	Raw (dBuV)	AF (dB)	CL (dB)	PA (dB)
AV	2.456G	112.83	Inf	-Inf	32.24	3	Horizontal	331	2.36	-	80.59	27.64	4.60	-
AV	2.4835G	53.00	54.00	-1.00	32.41	3	Horizontal	331	2.36	-	20.59	27.80	4.61	-
PK	2.456G	123.49	Inf	-Inf	32.24	3	Horizontal	331	2.36	-	91.25	27.64	4.60	-
PK	2.484G	65.25	74.00	-8.75	32.41	3	Horizontal	331	2.36	-	32.84	27.80	4.61	-



802.11ax HEW20\_Nss1,(MCS0)\_4TX

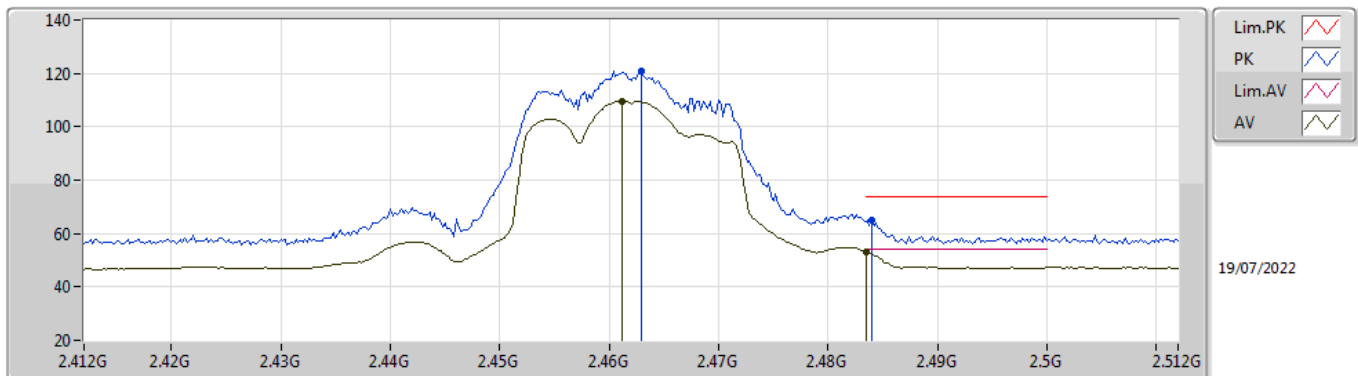
2462MHz\_TX



Type	Freq (Hz)	Level (dBuV/m)	Limit (dBuV/m)	Margin (dB)	Factor (dB)	Dist (m)	Condition	Azimuth (°)	Height (m)	Comment	Raw (dBuV)	AF (dB)	CL (dB)	PA (dB)
AV	2.4674G	108.38	Inf	-Inf	32.31	3	Vertical	28	1.50	-	76.07	27.70	4.61	-
AV	2.4848G	50.71	54.00	-3.29	32.42	3	Vertical	28	1.50	-	18.29	27.81	4.61	-
PK	2.4674G	119.89	Inf	-Inf	32.31	3	Vertical	28	1.50	-	87.58	27.70	4.61	-
PK	2.4856G	65.02	74.00	-8.98	32.42	3	Vertical	28	1.50	-	32.60	27.81	4.61	-

802.11ax HEW20\_Nss1,(MCS0)\_4TX

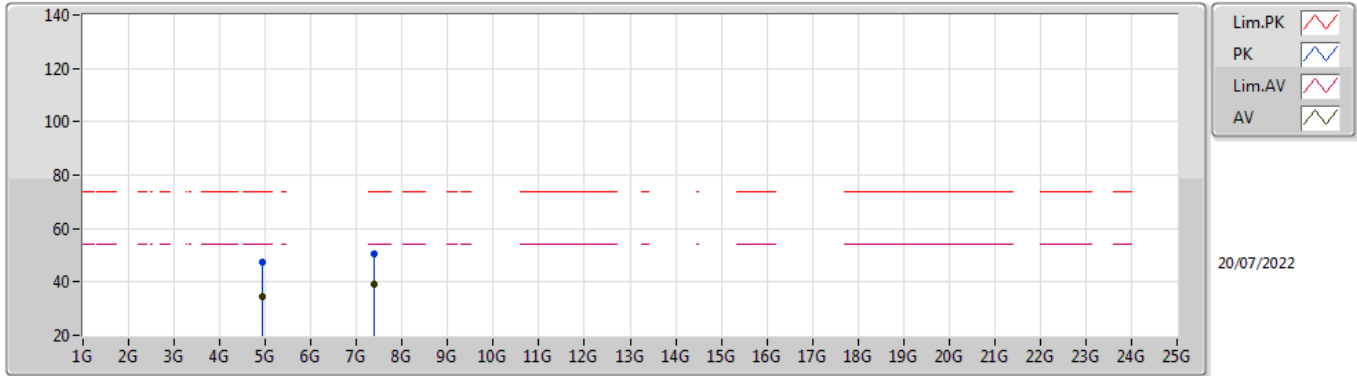
2462MHz\_TX



Type	Freq (Hz)	Level (dBuV/m)	Limit (dBuV/m)	Margin (dB)	Factor (dB)	Dist (m)	Condition	Azimuth (°)	Height (m)	Comment	Raw (dBuV)	AF (dB)	CL (dB)	PA (dB)
AV	2.4612G	109.73	Inf	-Inf	32.27	3	Horizontal	328	1.33	-	77.46	27.67	4.60	-
AV	2.4835G	53.22	54.00	-0.78	32.41	3	Horizontal	328	1.33	-	20.81	27.80	4.61	-
PK	2.463G	121.10	Inf	-Inf	32.29	3	Horizontal	328	1.33	-	88.81	27.68	4.61	-
PK	2.484G	65.17	74.00	-8.83	32.41	3	Horizontal	328	1.33	-	32.76	27.80	4.61	-

802.11ax HEW20\_Nss1,(MCS0)\_4TX

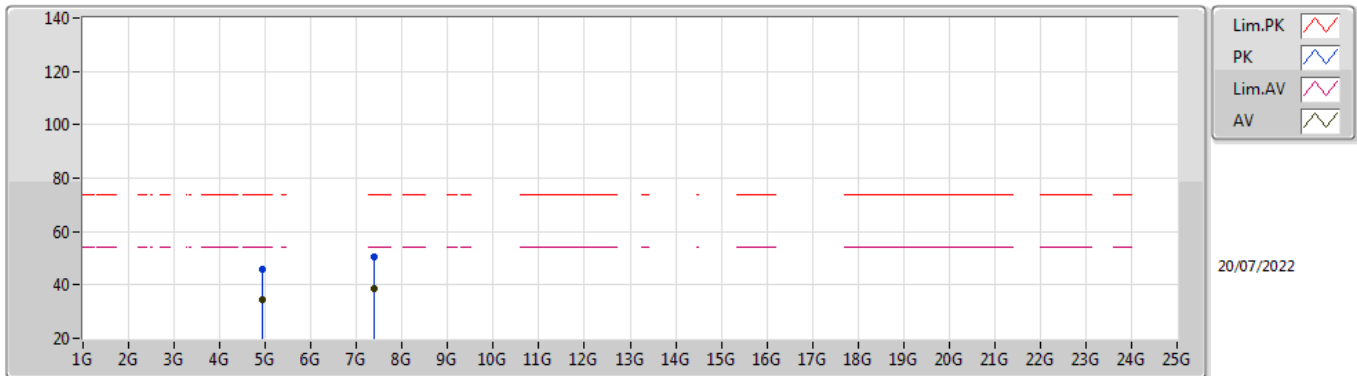
2462MHz\_TX



Type	Freq (Hz)	Level (dBuV/m)	Limit (dBuV/m)	Margin (dB)	Factor (dB)	Dist (m)	Condition	Azimuth (°)	Height (m)	Comment	Raw (dBuV)	AF (dB)	CL (dB)	PA (dB)
AV	4.92414G	34.70	54.00	-19.30	4.87	3	Vertical	155	2.81	-	29.83	32.90	6.75	34.78
AV	7.38976G	38.88	54.00	-15.12	9.47	3	Vertical	359	2.32	-	29.41	36.34	7.96	34.83
PK	4.92686G	47.32	74.00	-26.68	4.89	3	Vertical	155	2.81	-	42.43	32.91	6.76	34.78
PK	7.3888G	50.62	74.00	-23.38	9.47	3	Vertical	359	2.32	-	41.15	36.34	7.96	34.83

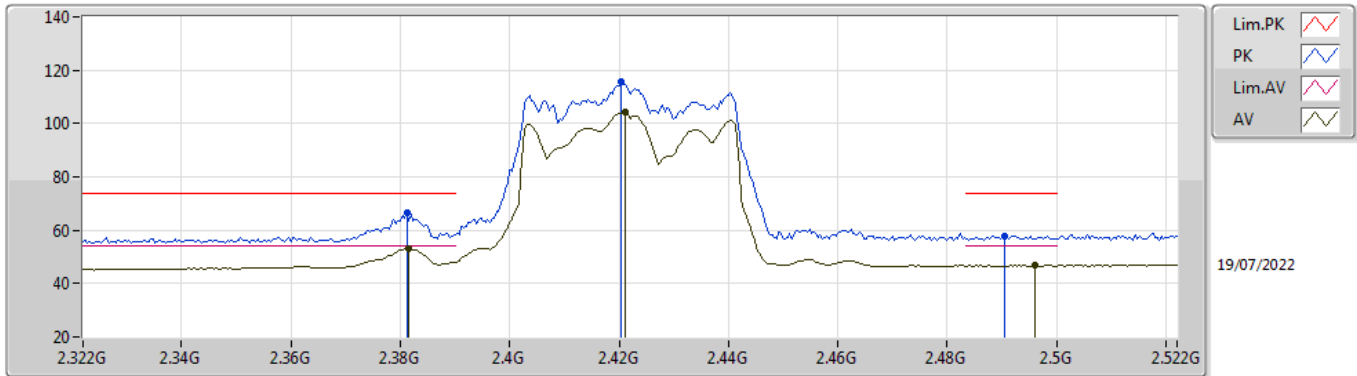
802.11ax HEW20\_Nss1,(MCS0)\_4TX

2462MHz\_TX



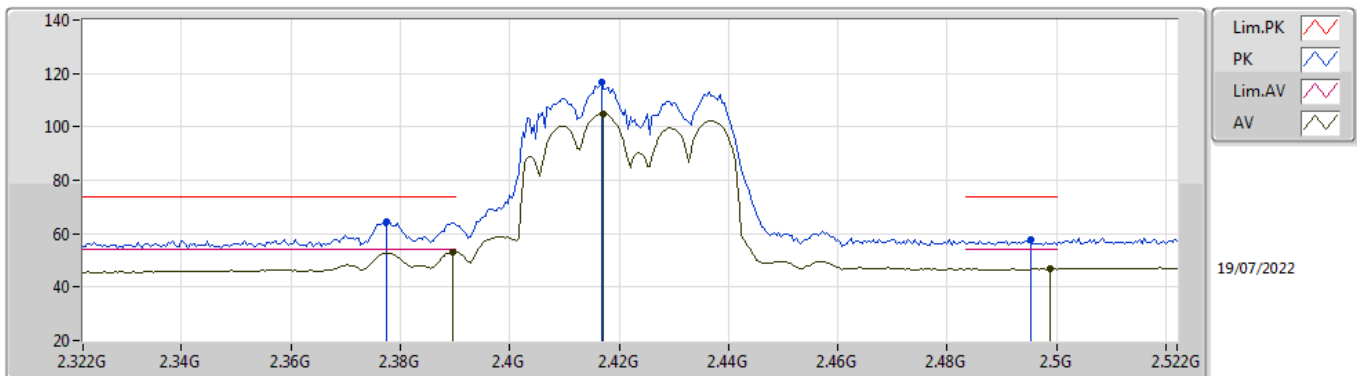
Type	Freq (Hz)	Level (dBuV/m)	Limit (dBuV/m)	Margin (dB)	Factor (dB)	Dist (m)	Condition	Azimuth (°)	Height (m)	Comment	Raw (dBuV)	AF (dB)	CL (dB)	PA (dB)
AV	4.92392G	34.71	54.00	-19.29	4.87	3	Horizontal	154	2.40	-	29.84	32.90	6.75	34.78
AV	7.38584G	38.81	54.00	-15.19	9.48	3	Horizontal	205	2.48	-	29.33	36.36	7.95	34.83
PK	4.92034G	46.09	74.00	-27.91	4.85	3	Horizontal	154	2.40	-	41.24	32.88	6.75	34.78
PK	7.38554G	50.34	74.00	-23.66	9.48	3	Horizontal	205	2.48	-	40.86	36.36	7.95	34.83

**802.11ax HEW40\_Nss1,(MCS0)\_4TX  
2422MHz\_TX**



Type	Freq (Hz)	Level (dBuV/m)	Limit (dBuV/m)	Margin (dB)	Factor (dB)	Dist (m)	Condition	Azimuth (°)	Height (m)	Comment	Raw (dBuV)	AF (dB)	CL (dB)	PA (dB)
AV	2.3816G	53.15	54.00	-0.85	31.95	3	Vertical	19.9	1.50	-	21.20	27.39	4.56	-
AV	2.4212G	104.20	Inf	-Inf	32.13	3	Vertical	19.9	1.50	-	72.07	27.54	4.59	-
AV	2.496G	46.80	54.00	-7.20	32.50	3	Vertical	19.9	1.50	-	14.30	27.88	4.62	-
PK	2.3812G	66.37	74.00	-7.63	31.95	3	Vertical	19.9	1.50	-	34.42	27.39	4.56	-
PK	2.4204G	115.88	Inf	-Inf	32.13	3	Vertical	19.9	1.50	-	83.75	27.54	4.59	-
PK	2.4904G	58.01	74.00	-15.99	32.46	3	Vertical	19.9	1.50	-	25.55	27.84	4.62	-

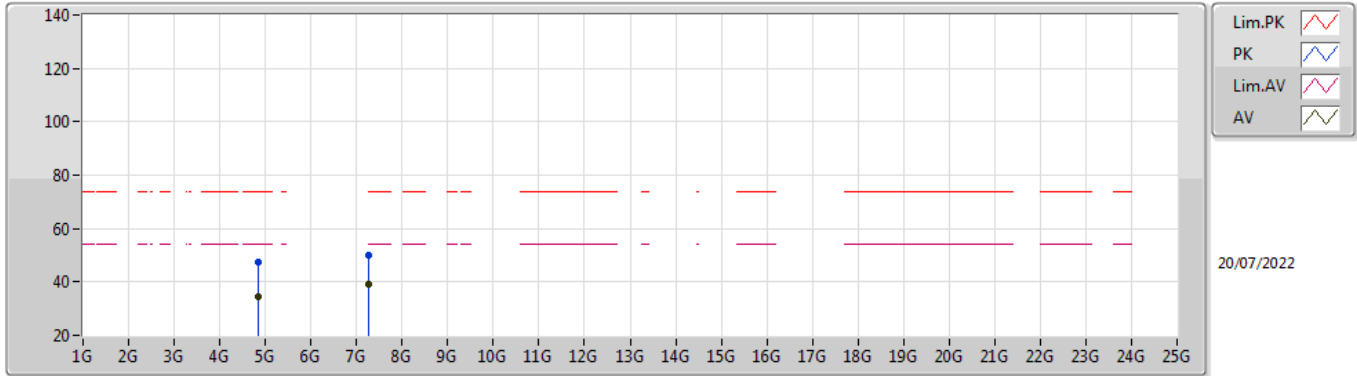
**802.11ax HEW40\_Nss1,(MCS0)\_4TX  
2422MHz\_TX**



Type	Freq (Hz)	Level (dBuV/m)	Limit (dBuV/m)	Margin (dB)	Factor (dB)	Dist (m)	Condition	Azimuth (°)	Height (m)	Comment	Raw (dBuV)	AF (dB)	CL (dB)	PA (dB)
AV	2.3896G	53.24	54.00	-0.76	32.01	3	Horizontal	298	1.17	-	21.23	27.44	4.57	-
AV	2.4172G	104.74	Inf	-Inf	32.12	3	Horizontal	298	1.17	-	72.62	27.53	4.59	-
AV	2.4988G	46.81	54.00	-7.19	32.51	3	Horizontal	298	1.17	-	14.30	27.89	4.62	-
PK	2.3776G	64.51	74.00	-9.49	31.93	3	Horizontal	298	1.17	-	32.58	27.37	4.56	-
PK	2.4168G	116.78	Inf	-Inf	32.12	3	Horizontal	298	1.17	-	84.66	27.53	4.59	-
PK	2.4952G	57.57	74.00	-16.43	32.49	3	Horizontal	298	1.17	-	25.08	27.87	4.62	-

802.11ax HEW40\_Nss1,(MCS0)\_4TX

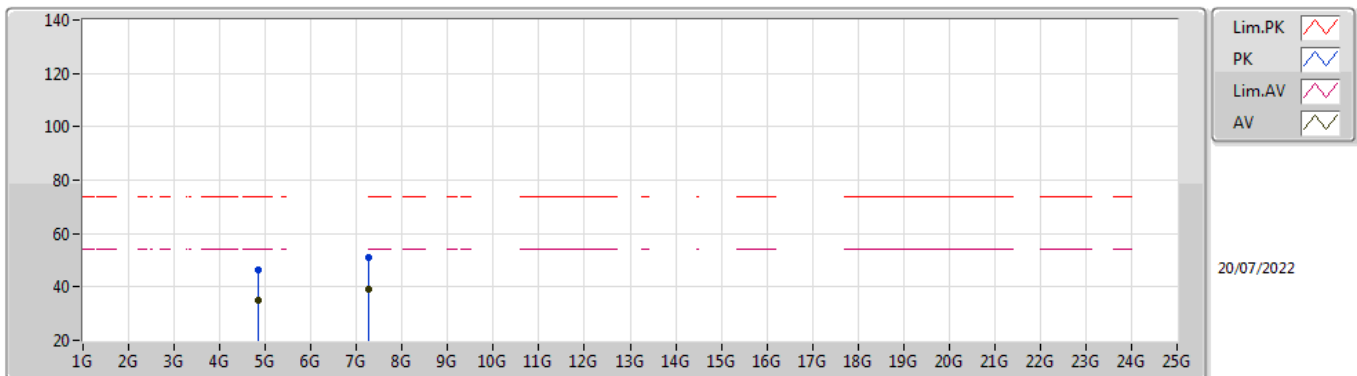
2422MHz\_TX



Type	Freq (Hz)	Level (dBuV/m)	Limit (dBuV/m)	Margin (dB)	Factor (dB)	Dist (m)	Condition	Azimuth (°)	Height (m)	Comment	Raw (dBuV)	AF (dB)	CL (dB)	PA (dB)
AV	4.84028G	34.73	54.00	-19.27	4.43	3	Vertical	225	2.61	-	30.30	32.54	6.69	34.80
AV	7.2659G	39.03	54.00	-14.97	9.79	3	Vertical	92	1.25	-	29.24	36.80	7.81	34.82
PK	4.84416G	47.33	74.00	-26.67	4.45	3	Vertical	225	2.61	-	42.88	32.56	6.69	34.80
PK	7.271G	50.01	74.00	-23.99	9.80	3	Vertical	92	1.25	-	40.21	36.80	7.82	34.82

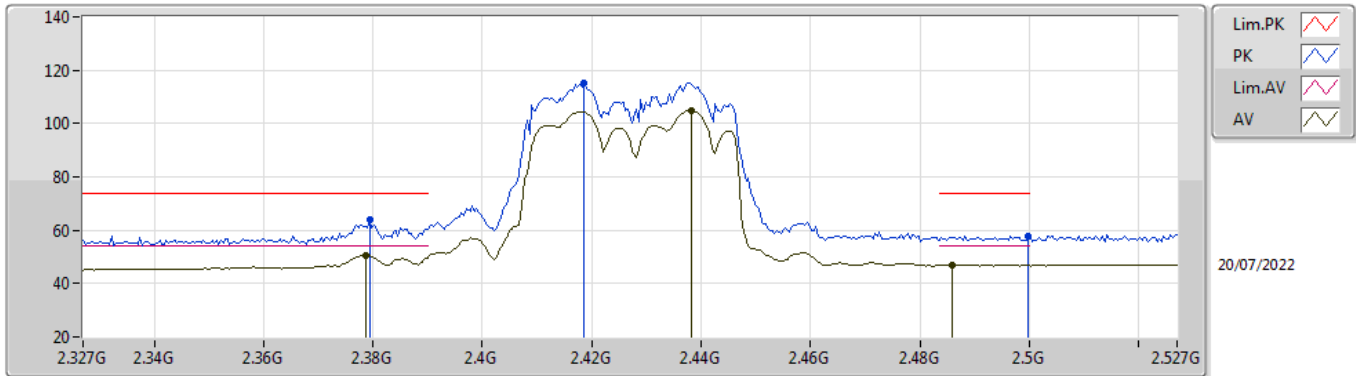
802.11ax HEW40\_Nss1,(MCS0)\_4TX

2422MHz\_TX



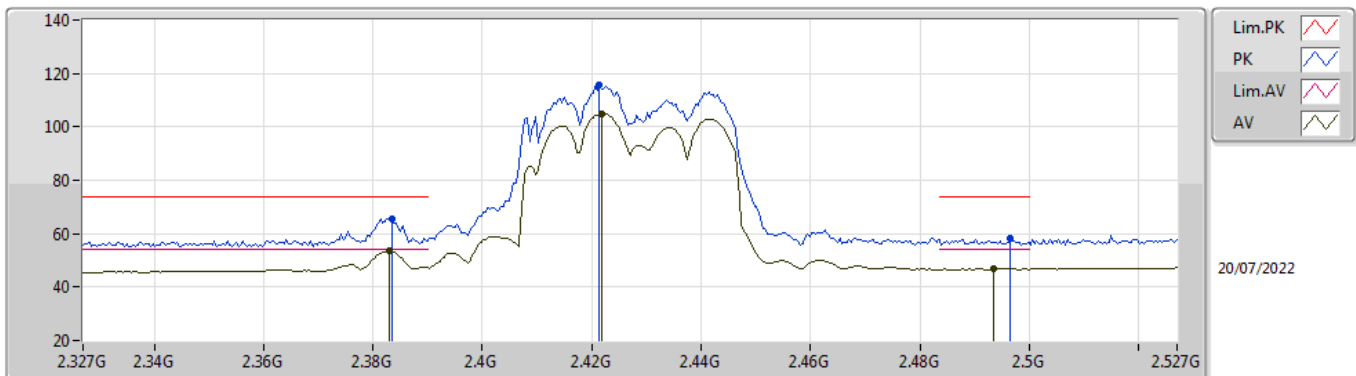
Type	Freq (Hz)	Level (dBuV/m)	Limit (dBuV/m)	Margin (dB)	Factor (dB)	Dist (m)	Condition	Azimuth (°)	Height (m)	Comment	Raw (dBuV)	AF (dB)	CL (dB)	PA (dB)
AV	4.83958G	34.78	54.00	-19.22	4.43	3	Horizontal	26	2.11	-	30.35	32.54	6.69	34.80
AV	7.271G	38.98	54.00	-15.02	9.80	3	Horizontal	66	2.56	-	29.18	36.80	7.82	34.82
PK	4.8422G	46.49	74.00	-27.51	4.44	3	Horizontal	26	2.11	-	42.05	32.55	6.69	34.80
PK	7.2658G	50.91	74.00	-23.09	9.79	3	Horizontal	66	2.56	-	41.12	36.80	7.81	34.82

**802.11ax HEW40\_Nss1,(MCS0)\_4TX  
2427MHz\_TX**



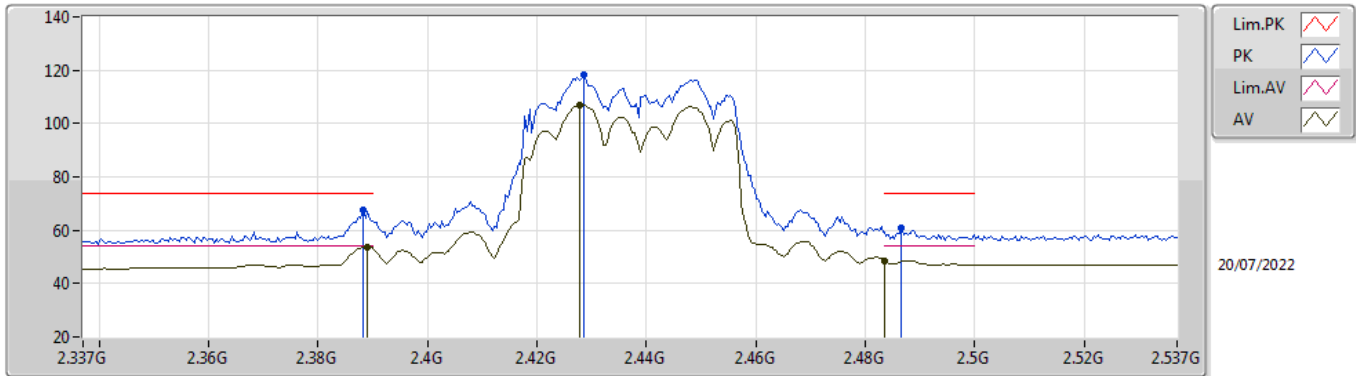
Type	Freq (Hz)	Level (dBuV/m)	Limit (dBuV/m)	Margin (dB)	Factor (dB)	Dist (m)	Condition	Azimuth (°)	Height (m)	Comment	Raw (dBuV)	AF (dB)	CL (dB)	PA (dB)
AV	2.3786G	50.69	54.00	-3.31	31.93	3	Vertical	332	1.44	-	18.76	27.37	4.56	-
AV	2.4382G	104.83	Inf	-Inf	32.18	3	Vertical	332	1.44	-	72.65	27.58	4.60	-
AV	2.4858G	46.97	54.00	-7.03	32.42	3	Vertical	332	1.44	-	14.55	27.81	4.61	-
PK	2.3794G	64.19	74.00	-9.81	31.94	3	Vertical	332	1.44	-	32.25	27.38	4.56	-
PK	2.4186G	115.42	Inf	-Inf	32.13	3	Vertical	332	1.44	-	83.29	27.54	4.59	-
PK	2.4998G	57.67	74.00	-16.33	32.52	3	Vertical	332	1.44	-	25.15	27.90	4.62	-

**802.11ax HEW40\_Nss1,(MCS0)\_4TX  
2427MHz\_TX**



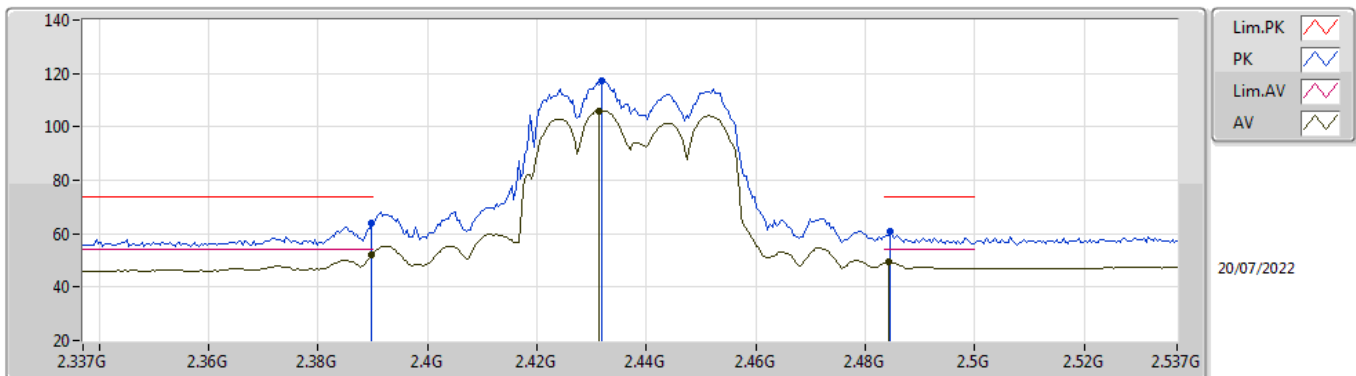
Type	Freq (Hz)	Level (dBuV/m)	Limit (dBuV/m)	Margin (dB)	Factor (dB)	Dist (m)	Condition	Azimuth (°)	Height (m)	Comment	Raw (dBuV)	AF (dB)	CL (dB)	PA (dB)
AV	2.383G	53.50	54.00	-0.50	31.96	3	Horizontal	301	1.01	-	21.54	27.40	4.56	-
AV	2.4218G	104.94	Inf	-Inf	32.13	3	Horizontal	301	1.01	-	72.81	27.54	4.59	-
AV	2.4934G	46.85	54.00	-7.15	32.48	3	Horizontal	301	1.01	-	14.37	27.86	4.62	-
PK	2.3834G	65.69	74.00	-8.31	31.96	3	Horizontal	301	1.01	-	33.73	27.40	4.56	-
PK	2.4214G	115.56	Inf	-Inf	32.13	3	Horizontal	301	1.01	-	83.43	27.54	4.59	-
PK	2.4966G	58.06	74.00	-15.94	32.50	3	Horizontal	301	1.01	-	25.56	27.88	4.62	-

**802.11ax HEW40\_Nss1,(MCS0)\_4TX  
2437MHz\_TX**



Type	Freq (Hz)	Level (dBuV/m)	Limit (dBuV/m)	Margin (dB)	Factor (dB)	Dist (m)	Condition	Azimuth (°)	Height (m)	Comment	Raw (dBuV)	AF (dB)	CL (dB)	PA (dB)
AV	2.389G	53.84	54.00	-0.16	32.00	3	Vertical	332	1.22	-	21.84	27.43	4.57	-
AV	2.4278G	106.89	Inf	-Inf	32.15	3	Vertical	332	1.22	-	74.74	27.56	4.59	-
AV	2.4835G	48.69	54.00	-5.31	32.41	3	Vertical	332	1.22	-	16.28	27.80	4.61	-
PK	2.3882G	67.59	74.00	-6.41	32.00	3	Vertical	332	1.22	-	35.59	27.43	4.57	-
PK	2.4286G	118.44	Inf	-Inf	32.15	3	Vertical	332	1.22	-	86.29	27.56	4.59	-
PK	2.4866G	60.68	74.00	-13.32	32.43	3	Vertical	332	1.22	-	28.25	27.82	4.61	-

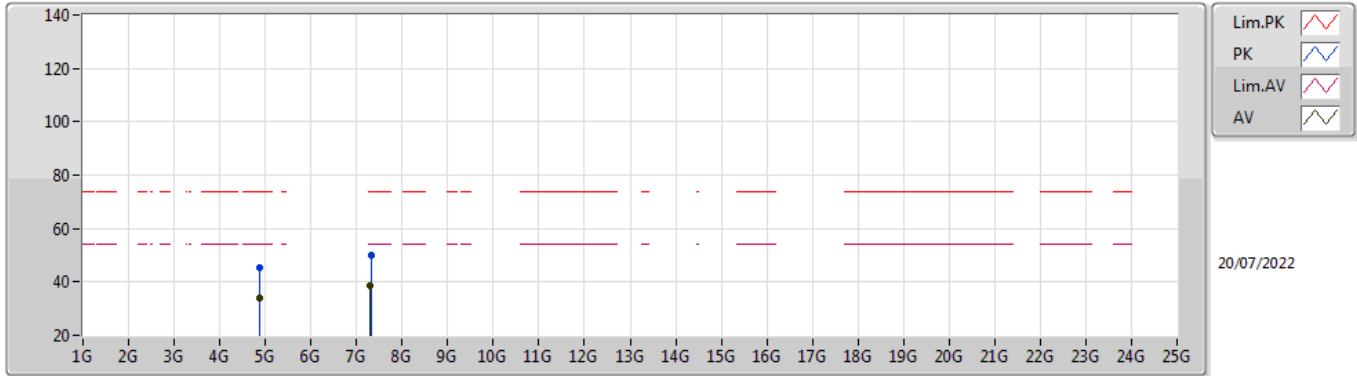
**802.11ax HEW40\_Nss1,(MCS0)\_4TX  
2437MHz\_TX**



Type	Freq (Hz)	Level (dBuV/m)	Limit (dBuV/m)	Margin (dB)	Factor (dB)	Dist (m)	Condition	Azimuth (°)	Height (m)	Comment	Raw (dBuV)	AF (dB)	CL (dB)	PA (dB)
AV	2.3898G	52.19	54.00	-1.81	32.01	3	Horizontal	306	1.05	-	20.18	27.44	4.57	-
AV	2.4314G	106.03	Inf	-Inf	32.15	3	Horizontal	306	1.05	-	73.88	27.56	4.59	-
AV	2.4842G	49.44	54.00	-4.56	32.42	3	Horizontal	306	1.05	-	17.02	27.81	4.61	-
PK	2.3898G	63.81	74.00	-10.19	32.01	3	Horizontal	306	1.05	-	31.80	27.44	4.57	-
PK	2.4318G	117.19	Inf	-Inf	32.15	3	Horizontal	306	1.05	-	85.04	27.56	4.59	-
PK	2.4846G	60.73	74.00	-13.27	32.42	3	Horizontal	306	1.05	-	28.31	27.81	4.61	-

802.11ax HEW40\_Nss1,(MCS0)\_4TX

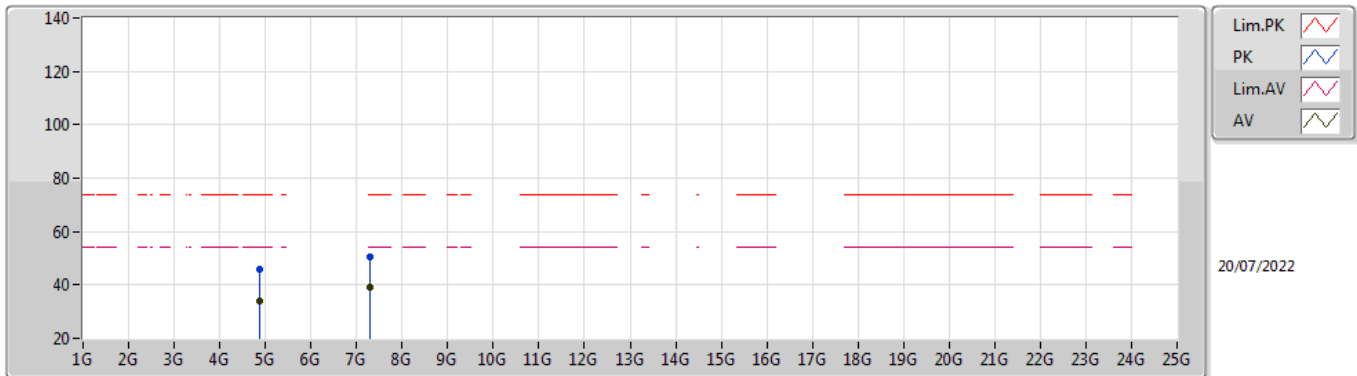
2437MHz\_TX



Type	Freq (Hz)	Level (dBuV/m)	Limit (dBuV/m)	Margin (dB)	Factor (dB)	Dist (m)	Condition	Azimuth (°)	Height (m)	Comment	Raw (dBuV)	AF (dB)	CL (dB)	PA (dB)
AV	4.8786G	34.11	54.00	-19.89	4.64	3	Vertical	338	2.67	-	29.47	32.71	6.72	34.79
AV	7.30666G	38.86	54.00	-15.14	9.80	3	Vertical	133	2.42	-	29.06	36.76	7.86	34.82
PK	4.8772G	45.60	74.00	-28.40	4.64	3	Vertical	338	2.67	-	40.96	32.71	6.72	34.79
PK	7.3149G	50.06	74.00	-23.94	9.76	3	Vertical	133	2.42	-	40.30	36.71	7.87	34.82

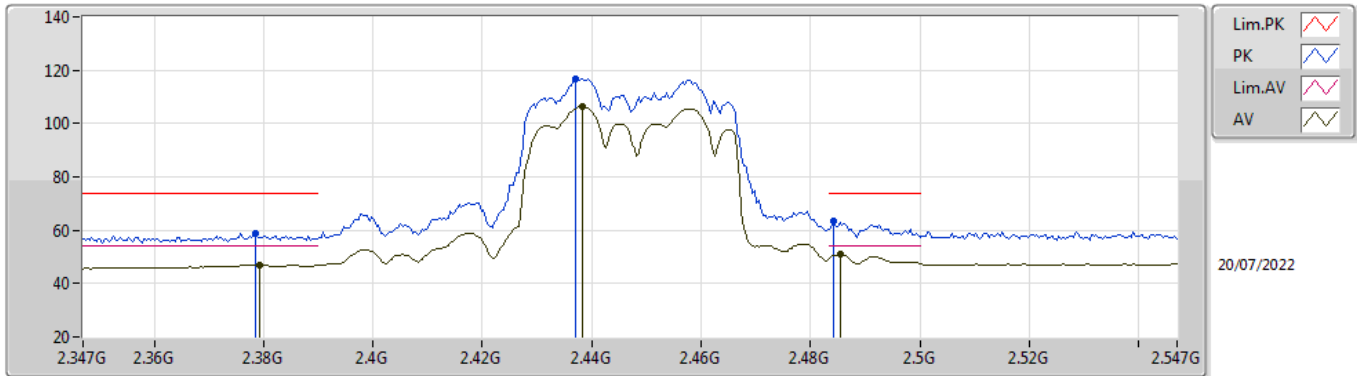
802.11ax HEW40\_Nss1,(MCS0)\_4TX

2437MHz\_TX



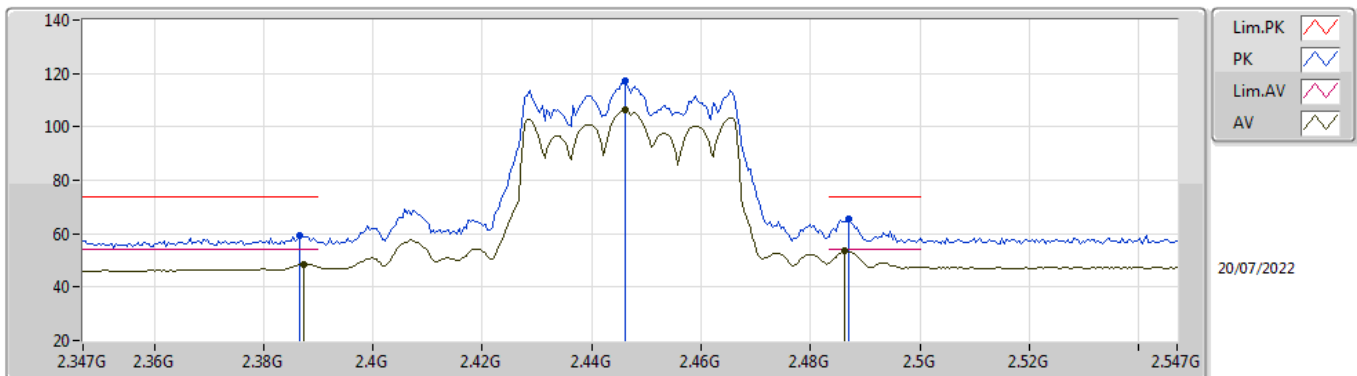
Type	Freq (Hz)	Level (dBuV/m)	Limit (dBuV/m)	Margin (dB)	Factor (dB)	Dist (m)	Condition	Azimuth (°)	Height (m)	Comment	Raw (dBuV)	AF (dB)	CL (dB)	PA (dB)
AV	4.87872G	34.16	54.00	-19.84	4.64	3	Horizontal	43	2.36	-	29.52	32.71	6.72	34.79
AV	7.30622G	38.93	54.00	-15.07	9.80	3	Horizontal	256	1.75	-	29.13	36.76	7.86	34.82
PK	4.87548G	45.72	74.00	-28.28	4.63	3	Horizontal	43	2.36	-	41.09	32.70	6.72	34.79
PK	7.30992G	50.32	74.00	-23.68	9.78	3	Horizontal	256	1.75	-	40.54	36.74	7.86	34.82

**802.11ax HEW40\_Nss1,(MCS0)\_4TX  
2447MHz\_TX**



Type	Freq (Hz)	Level (dBuV/m)	Limit (dBuV/m)	Margin (dB)	Factor (dB)	Dist (m)	Condition	Azimuth (°)	Height (m)	Comment	Raw (dBuV)	AF (dB)	CL (dB)	PA (dB)
AV	2.3794G	47.12	54.00	-6.88	31.94	3	Vertical	332	1.44	-	15.18	27.38	4.56	-
AV	2.4382G	106.27	Inf	-Inf	32.18	3	Vertical	332	1.44	-	74.09	27.58	4.60	-
AV	2.4854G	51.15	54.00	-2.85	32.42	3	Vertical	332	1.44	-	18.73	27.81	4.61	-
PK	2.3786G	58.95	74.00	-15.05	31.93	3	Vertical	332	1.44	-	27.02	27.37	4.56	-
PK	2.437G	116.94	Inf	-Inf	32.16	3	Vertical	332	1.44	-	84.78	27.57	4.59	-
PK	2.4842G	63.34	74.00	-10.66	32.42	3	Vertical	332	1.44	-	30.92	27.81	4.61	-

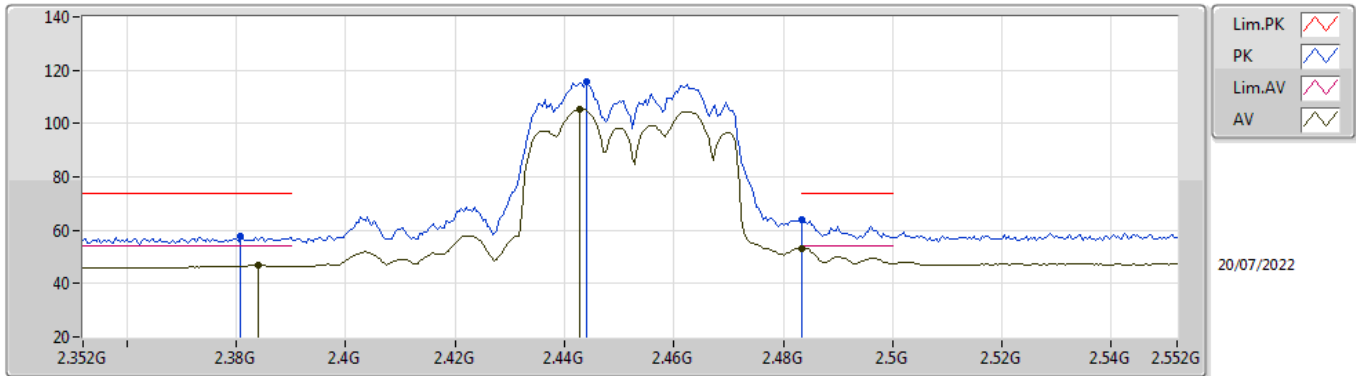
**802.11ax HEW40\_Nss1,(MCS0)\_4TX  
2447MHz\_TX**



Type	Freq (Hz)	Level (dBuV/m)	Limit (dBuV/m)	Margin (dB)	Factor (dB)	Dist (m)	Condition	Azimuth (°)	Height (m)	Comment	Raw (dBuV)	AF (dB)	CL (dB)	PA (dB)
AV	2.3874G	48.52	54.00	-5.48	31.99	3	Horizontal	325	2.36	-	16.53	27.42	4.57	-
AV	2.4462G	106.33	Inf	-Inf	32.19	3	Horizontal	325	2.36	-	74.14	27.59	4.60	-
AV	2.4862G	53.49	54.00	-0.51	32.43	3	Horizontal	325	2.36	-	21.06	27.82	4.61	-
PK	2.3866G	59.12	74.00	-14.88	31.99	3	Horizontal	325	2.36	-	27.13	27.42	4.57	-
PK	2.4462G	117.35	Inf	-Inf	32.19	3	Horizontal	325	2.36	-	85.16	27.59	4.60	-
PK	2.487G	65.34	74.00	-8.66	32.43	3	Horizontal	325	2.36	-	32.91	27.82	4.61	-

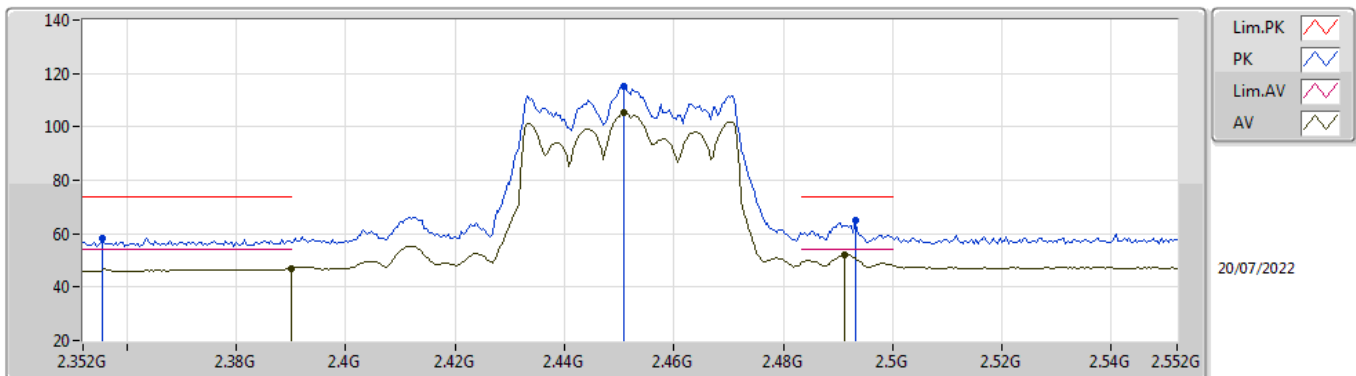


**802.11ax HEW40\_Nss1,(MCS0)\_4TX  
2452MHz\_TX**



Type	Freq (Hz)	Level (dBuV/m)	Limit (dBuV/m)	Margin (dB)	Factor (dB)	Dist (m)	Condition	Azimuth (°)	Height (m)	Comment	Raw (dBuV)	AF (dB)	CL (dB)	PA (dB)
AV	2.384G	46.86	54.00	-7.14	31.96	3	Vertical	337	1.33	-	14.90	27.40	4.56	-
AV	2.4428G	105.31	Inf	-Inf	32.19	3	Vertical	337	1.33	-	73.12	27.59	4.60	-
AV	2.4835G	53.35	54.00	-0.65	32.41	3	Vertical	337	1.33	-	20.94	27.80	4.61	-
PK	2.3808G	57.73	74.00	-16.27	31.94	3	Vertical	337	1.33	-	25.79	27.38	4.56	-
PK	2.444G	115.59	Inf	-Inf	32.19	3	Vertical	337	1.33	-	83.40	27.59	4.60	-
PK	2.4835G	63.99	74.00	-10.01	32.41	3	Vertical	337	1.33	-	31.58	27.80	4.61	-

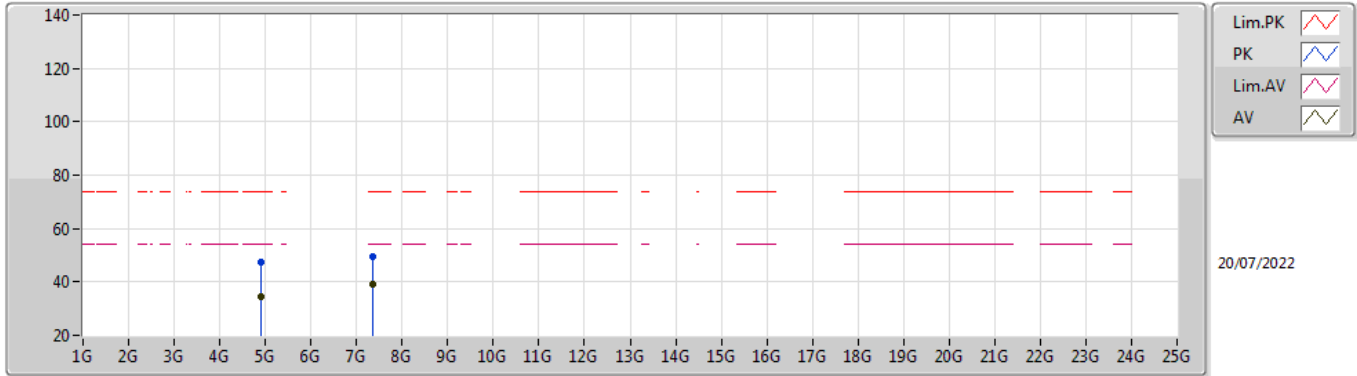
**802.11ax HEW40\_Nss1,(MCS0)\_4TX  
2452MHz\_TX**



Type	Freq (Hz)	Level (dBuV/m)	Limit (dBuV/m)	Margin (dB)	Factor (dB)	Dist (m)	Condition	Azimuth (°)	Height (m)	Comment	Raw (dBuV)	AF (dB)	CL (dB)	PA (dB)
AV	2.39G	46.81	54.00	-7.19	32.01	3	Horizontal	328	2.25	-	14.80	27.44	4.57	-
AV	2.4508G	105.17	Inf	-Inf	32.20	3	Horizontal	328	2.25	-	72.97	27.60	4.60	-
AV	2.4912G	51.98	54.00	-2.02	32.47	3	Horizontal	328	2.25	-	19.51	27.85	4.62	-
PK	2.3556G	58.25	74.00	-15.75	31.77	3	Horizontal	328	2.25	-	26.48	27.23	4.54	-
PK	2.4508G	115.25	Inf	-Inf	32.20	3	Horizontal	328	2.25	-	83.05	27.60	4.60	-
PK	2.4932G	65.20	74.00	-8.80	32.48	3	Horizontal	328	2.25	-	32.72	27.86	4.62	-

802.11ax HEW40\_Nss1,(MCS0)\_4TX

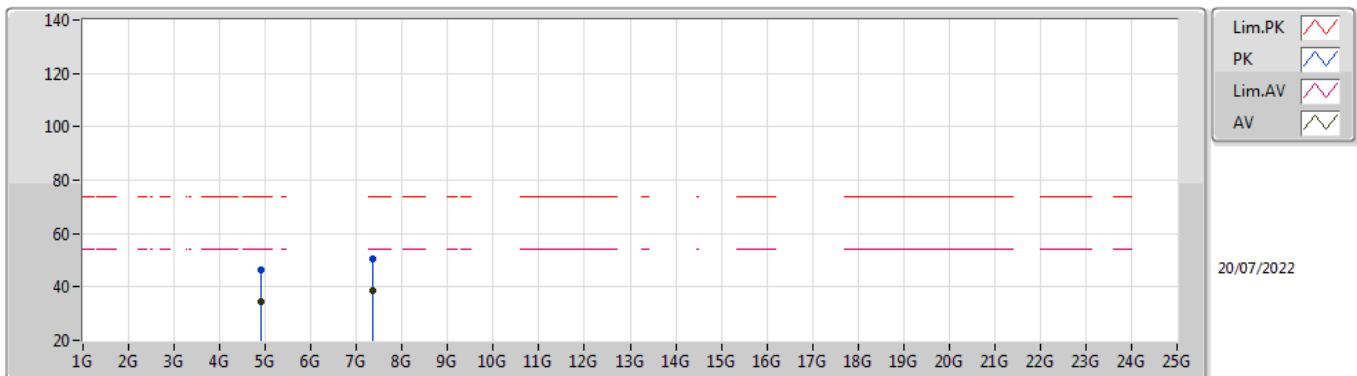
2452MHz\_TX



Type	Freq (Hz)	Level (dBuV/m)	Limit (dBuV/m)	Margin (dB)	Factor (dB)	Dist (m)	Condition	Azimuth (°)	Height (m)	Comment	Raw (dBuV)	AF (dB)	CL (dB)	PA (dB)
AV	4.90418G	34.70	54.00	-19.30	4.78	3	Vertical	0	1.44	-	29.92	32.82	6.74	34.78
AV	7.35176G	38.89	54.00	-15.11	9.57	3	Vertical	100	2.94	-	29.32	36.49	7.91	34.83
PK	4.90354G	47.23	74.00	-26.77	4.76	3	Vertical	0	1.44	-	42.47	32.81	6.74	34.79
PK	7.35916G	49.67	74.00	-24.33	9.55	3	Vertical	100	2.94	-	40.12	36.46	7.92	34.83

802.11ax HEW40\_Nss1,(MCS0)\_4TX

2452MHz\_TX



Type	Freq (Hz)	Level (dBuV/m)	Limit (dBuV/m)	Margin (dB)	Factor (dB)	Dist (m)	Condition	Azimuth (°)	Height (m)	Comment	Raw (dBuV)	AF (dB)	CL (dB)	PA (dB)
AV	4.90606G	34.69	54.00	-19.31	4.78	3	Horizontal	80	2.19	-	29.91	32.82	6.74	34.78
AV	7.35108G	38.86	54.00	-15.14	9.58	3	Horizontal	294	1.04	-	29.28	36.50	7.91	34.83
PK	4.8998G	46.38	74.00	-27.62	4.74	3	Horizontal	80	2.19	-	41.64	32.80	6.73	34.79
PK	7.35568G	50.34	74.00	-23.66	9.57	3	Horizontal	294	1.04	-	40.77	36.48	7.92	34.83



**Summary**

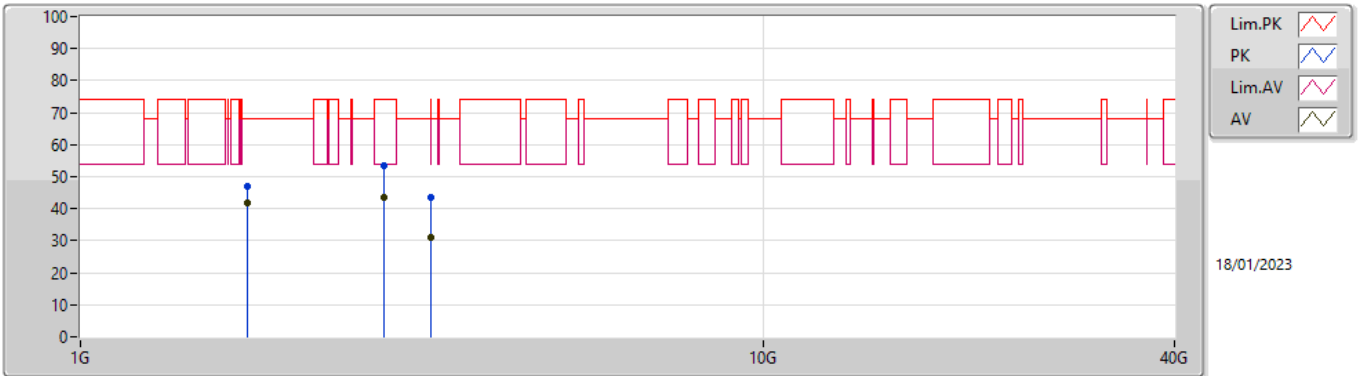
Mode	Result	Type	Freq (Hz)	Level (dBuV)	Limit (dBuV)	Margin (dB)	Condition
Mode 1	Pass	AV	2.78483G	43.43	54.00	-10.57	Vertical



Result

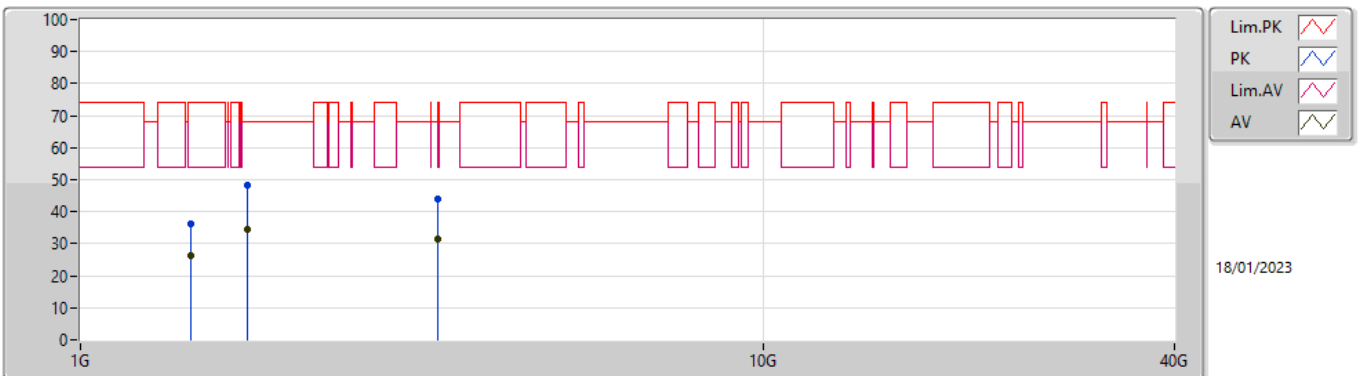
Mode	Result	Type	Freq (Hz)	Level (dBuV)	Limit (dBuV)	Margin (dB)	Dist (m)	Condition	Azimuth (°)	Height (m)	Comments
Mode 1	Pass	AV	1.75479G	41.60	68.20	-26.60	3	Vertical	1	1.29	-
Mode 1	Pass	AV	2.78483G	43.43	54.00	-10.57	3	Vertical	57	2.57	-
Mode 1	Pass	AV	3.26138G	31.17	54.00	-22.83	3	Vertical	328	1.34	-
Mode 1	Pass	PK	1.7552G	46.81	68.20	-21.39	3	Vertical	1	1.29	-
Mode 1	Pass	PK	2.78722G	53.38	74.00	-20.62	3	Vertical	57	2.57	-
Mode 1	Pass	PK	3.261G	43.68	74.00	-30.32	3	Vertical	328	1.34	-
Mode 1	Pass	AV	1.45143G	26.33	54.00	-27.67	3	Horizontal	277	2.14	-
Mode 1	Pass	AV	1.75878G	34.41	68.20	-33.79	3	Horizontal	284	1.44	-
Mode 1	Pass	AV	3.33287G	31.40	54.00	-22.60	3	Horizontal	124	2.27	-
Mode 1	Pass	PK	1.45142G	36.42	74.00	-37.58	3	Horizontal	277	2.14	-
Mode 1	Pass	PK	1.75971G	48.32	68.20	-19.88	3	Horizontal	284	1.44	-
Mode 1	Pass	PK	3.334G	43.84	74.00	-30.16	3	Horizontal	124	2.27	-

### Radiated Emissions above 1GHz\_Mode 1



Type	Freq (Hz)	Level (dBuV)	Limit (dBuV)	Margin (dB)	Factor (dB)	Dist (m)	Condition	Azimuth (°)	Height (m)	Comment	Raw (dBuV)	AF (dB)	CL (dB)	PA (dB)
AV	1.75479G	41.60	68.20	-26.60	-6.03	3	Vertical	1	1.29	-	47.63	25.11	3.57	34.71
AV	2.78483G	43.43	54.00	-10.57	-1.86	3	Vertical	57	2.57	-	45.29	28.47	4.43	34.76
AV	3.26138G	31.17	54.00	-22.83	-0.27	3	Vertical	328	1.34	-	31.44	29.67	4.77	34.71
PK	1.7552G	46.81	68.20	-21.39	-6.03	3	Vertical	1	1.29	-	52.84	25.11	3.57	34.71
PK	2.78722G	53.38	74.00	-20.62	-1.86	3	Vertical	57	2.57	-	55.24	28.47	4.43	34.76
PK	3.261G	43.68	74.00	-30.32	-0.27	3	Vertical	328	1.34	-	43.95	29.67	4.77	34.71

### Radiated Emissions above 1GHz\_Mode 1



Type	Freq (Hz)	Level (dBuV)	Limit (dBuV)	Margin (dB)	Factor (dB)	Dist (m)	Condition	Azimuth (°)	Height (m)	Comment	Raw (dBuV)	AF (dB)	CL (dB)	PA (dB)
AV	1.45143G	26.33	54.00	-27.67	-6.14	3	Horizontal	277	2.14	-	32.47	25.58	3.19	34.91
AV	1.75878G	34.41	68.20	-33.79	-6.01	3	Horizontal	284	1.44	-	40.42	25.12	3.58	34.71
AV	3.33287G	31.40	54.00	-22.60	-0.47	3	Horizontal	124	2.27	-	31.87	29.43	4.80	34.70
PK	1.45142G	36.42	74.00	-37.58	-6.14	3	Horizontal	277	2.14	-	42.56	25.58	3.19	34.91
PK	1.75971G	48.32	68.20	-19.88	-6.01	3	Horizontal	284	1.44	-	54.33	25.12	3.58	34.71
PK	3.334G	43.84	74.00	-30.16	-0.47	3	Horizontal	124	2.27	-	44.31	29.43	4.80	34.70