

# Wi-Fi USB Adapter

## Quick Installation Guide

08-2022 / V2.0

---

### **Edimax Technology Co., Ltd.**

No. 278, Xinhua 1st Rd., Neihu Dist., Taipei City, Taiwan

Email: [support@edimax.com.tw](mailto:support@edimax.com.tw)

---

### **Edimax Technology Europe B.V.**

Fijenhof 2, 5652 AE Eindhoven, The Netherlands

Email: [support@edimax.nl](mailto:support@edimax.nl)

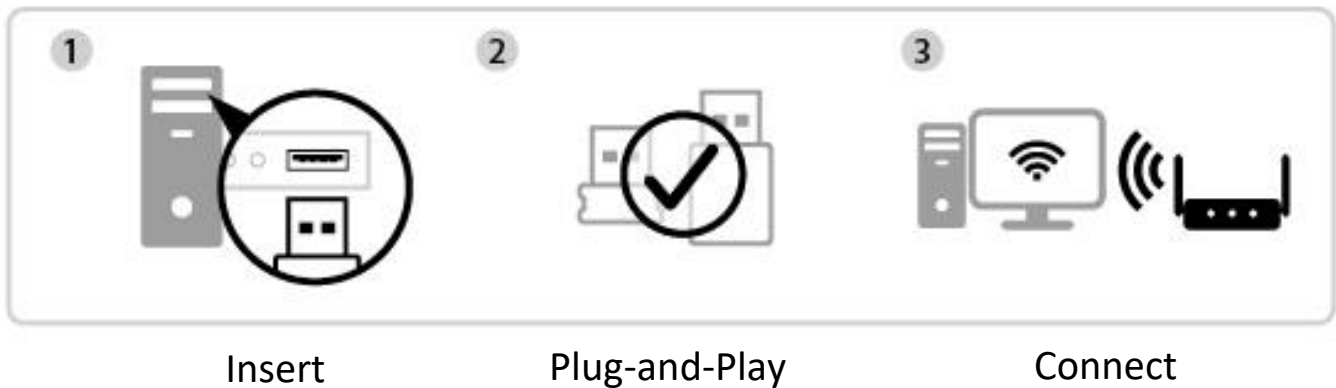
---

### **Edimax Computer Company**

530 Technology Drive Suite 100, Irvine, CA 92618, USA

Email: [support@edimax.us](mailto:support@edimax.us)

# I. Windows Plug-and-Play Installation



## I-1. Insert the USB Adapter

Insert the USB adapter into your computer.

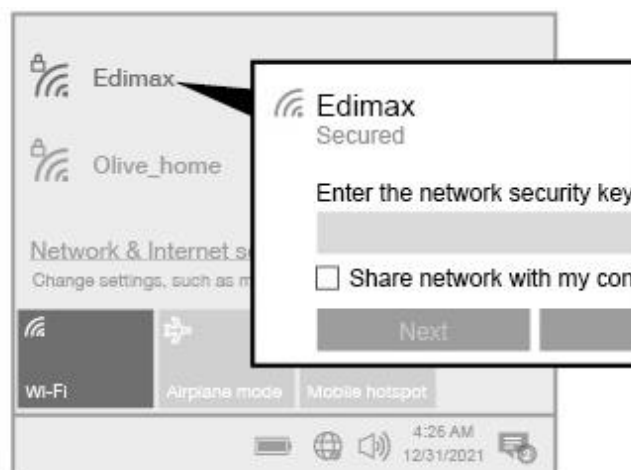
## I-2. Plug-and-Play

1. The Wi-Fi icon will be displayed on the right-bottom Windows taskbar if the Plug-and-Play is supported. (Refer to III. FAQ -> Q1)
2. Click the Wi-Fi icon to connect to the Wi-Fi network. The Wi-Fi icon might be different depending on your OS version.



## I-3. Select & Connect Wi-Fi Network

Select your Wi-Fi Network (SSID), click “**Connect**” and enter the password if it is required.



## II. Windows Driver Installation



### II-1. Insert the USB Adapter

Insert the USB adapter into your computer.

### II-2. Download & Install the Driver

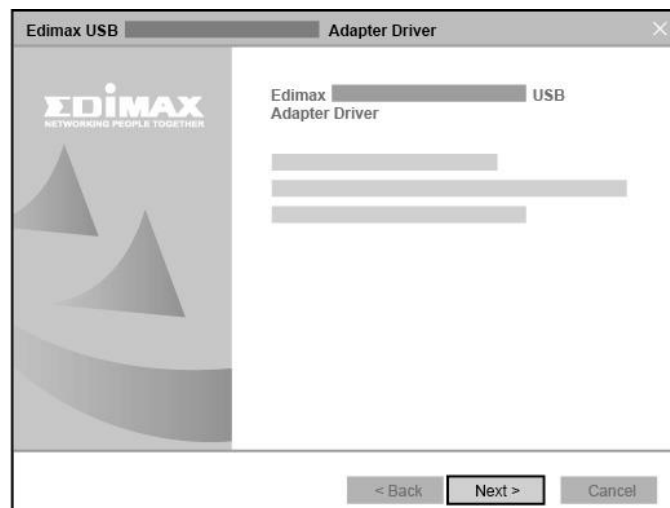
1. Please access the link below. Search the model name in the search box and download the driver.

<https://www.edimax.com/download>

#### Download

To select your product and find related download materials, enter the model number into the search box on the right side or follow the simple steps below:  
\*Feel free to contact us anytime if you need help or if you can't find your product.

2. Unzip the downloaded file and run the setup.exe. Follow the instructions to complete the driver installation.

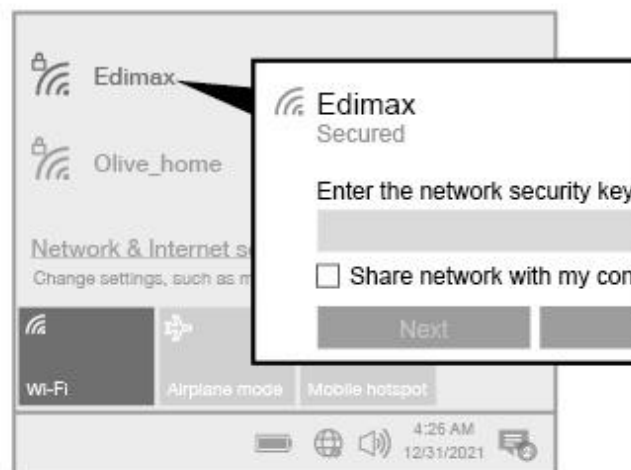


## II-3. Connect to the Wi-Fi Network

1. Click the Wi-Fi icon on the windows taskbar to connect to the Wi-Fi network. The Wi-Fi icon might be different depending on your OS versions. (Refer to III. FAQ -> Q2)



2. Select your Wi-Fi network (SSID), connect and enter the password if it is required.



### III. Frequently Asked Question (FAQ)

---

#### Q1. Why the Wi-Fi icon doesn't display on the Windows taskbar?

- A. Your computer doesn't support Plug-and-Play for this device. Please go to section II-2, to download and install the driver and try again.

#### Q2. After the driver installed, why the Wi-Fi icon doesn't display on the Windows taskbar?

- A. For Windows 7, please right-click **"Date and Time"** at the taskbar, and select **"Properties"**. Find the system item **"Network"**, set the behaviors as **"On"**. Then the Wi-Fi icon will be displayed on the Windows Taskbar.

### IV. More Information

---

For more information, please visit our website with the following URL or scan the QR code:

<https://www.edimax.com/download>



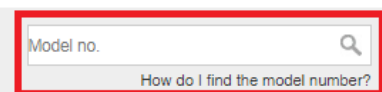
Please search the model name to enter the referred page.

#### Download

---

To select your product and find related download materials, enter the model number into the search box on the right side or follow the simple steps below:

\*Feel free to contact us anytime if you need help or if you can't find your product.



Model no.

[How do I find the model number?](#)

## ***V. Safety Instructions***

---

The following general safety guidelines are provided to help ensure your own personal safety and protect your product from potential damage. Remember to consult the product user instructions for more details.

- This product is designed for indoor use only.
- Static electricity can be harmful to electronic components. Discharge static electricity from your body (i.e. touching grounded bare metal) before touching the product.
- The device contains no user serviceable parts. Do not attempt to service the product and never disassemble the product.
- Do not spill food or liquid on your product and never push any objects into the openings of your product.
- Do not use this product near water, areas with high humidity, or condensation.
- Keep the product away from radiators and other heat sources.
- This device is not designed to be operated by children.
- Always unplug the product from mains power before cleaning and use a dry lint free cloth only

## ***VI. Simplified EU Declaration of Conformity***

---

Hereby, Edimax Technology declares that the radio equipment type, Wi-Fi USB Adapter, is in compliance with Directive 2014/53/EU, 2014/35/EU.

The full text of the EU declaration of conformity is available at the following internet address:

<https://www.edimax.com/download/doc>



## COPYRIGHT

Copyright © Edimax Technology Co., Ltd. all rights reserved. No part of this publication may be reproduced, transmitted, transcribed, stored in a retrieval system, or translated into any language or computer language, in any form or by any means, electronic, mechanical, magnetic, optical, chemical, manual or otherwise, without the prior written permission from Edimax Technology Co., Ltd.

Edimax Technology Co., Ltd. makes no representations or warranties, either expressed or implied, with respect to the contents hereof and specifically disclaims any warranties, merchantability, or fitness for any particular purpose. Any software described in this manual is sold or licensed as is. Should the programs prove defective following their purchase, the buyer (and not this company, its distributor, or its dealer) assumes the entire cost of all necessary servicing, repair, and any incidental or consequential damages resulting from any defect in the software. Edimax Technology Co., Ltd. reserves the right to revise this publication and to make changes from time to time in the contents hereof without the obligation to notify any person of such revision or changes.

The product you have purchased and the setup screen may appear slightly different from those shown in this QIG. The software and specifications are subject to change without notice. Please visit our website [www.edimax.com](http://www.edimax.com) for updates. All brand and product names mentioned in this manual are trademarks and/or registered trademarks of their respective holders.

## **Federal Communication Commission Interference Statement**

This equipment has been tested and found to comply with the limits for a Class B digital device, pursuant to Part 15 of FCC Rules. These limits are designed to provide reasonable protection against harmful interference in a residential installation. This equipment generates, uses, and can radiate radio frequency energy and, if not installed and used in accordance with the instructions, may cause harmful interference to radio communications. However, there is no guarantee that interference will not occur in a particular installation. If this equipment does cause harmful interference to radio or television reception, which can be determined by turning the equipment off and on, the user is encouraged to try to correct the interference by one or more of the following measures:

1. Reorient or relocate the receiving antenna.
2. Increase the separation between the equipment and receiver.
3. Connect the equipment into an outlet on a circuit different from that to which the receiver is connected.
4. Consult the dealer or an experienced radio technician for help.

### **FCC Caution**

This device and its antenna must not be co-located or operating in conjunction with any other antenna or transmitter. This device complies with Part 15 of the FCC Rules. Operation is subject to the following two conditions:

- (1) this device may not cause harmful interference, and
  - (2) this device must accept any interference received, including interference that may cause undesired operation.
- Any changes or modifications not expressly approved by the party responsible for compliance could void the authority to operate equipment.

### **Federal Communication Commission (FCC) Radiation Exposure Statement**

This equipment complies with FCC RF radiation exposure limits set forth for an uncontrolled environment. This device was tested for typical lap held operations with the device contacted directly to the human body to the back side of the notebook computer. To maintain compliance with FCC RF exposure compliance requirements, avoid direct contact to the transmitting antenna during transmitting.

### **Body SAR**

This product meets applicable national SAR limits of 1.6W/kg.

This specific maximum SAR values can be found in the section of this user guide. When carrying the product or using it while worn on your body, maintain a distance of 0.5cm from the body to ensure compliance with RF exposure requirements.

We, Edimax, are responsible for ensuring frequency stability such that an emission is maintained within the band of operation under all conditions of normal operation.

For product available in the USA/Canada market, only channel 1~11 can be operated. Selection of other channels is not possible.



# RED Compliance Statement

## Compliance with 2014/53/EU Radio Equipment Directive (RED)

In accordance with Article 10.8(a) and 10.8(b) of the RED, the following table provides information on the frequency bands used and the maximum RF transmit power of the product for sale in the EU:

| P/N        | Frequency range (MHz) | Max. Transmit Power (dBm) |
|------------|-----------------------|---------------------------|
| EW-7822UMX | 2412 - 2472           | 19.15                     |
|            | 5180 - 5240           | 19.56                     |
|            | 5260 - 5320           | 19.16                     |
| EW-7811ULC | 2412 - 2472           | 19.15                     |
|            | 5180 - 5240           | 19.56                     |
|            | 5260 - 5320           | 19.16                     |

A simplified DoC shall be provided as follows: Article 10(9)

Hereby, Edimax Technology Co., Ltd. declares that the radio equipment is in compliance with Directive 2014/53/EU

The full text of the EU declaration of conformity is available at the following internet address: <http://www.edimax.com/edimax/global/>

This device meets the EU RED requirements on the limitation of exposure of the general public to electromagnetic fields by way of health protection. This device has been tested and meets the ICNIRP exposure guidelines and the European SAR is measured with this device at a separation of 0.5cm to the body, while transmitting at the highest certified output power level in all frequency bands of this device. Carry this device at least 0.5cm away from your body to ensure exposure levels remain at or below the as-tested levels.

For class 2 device (supporting WLAN 5GHz: 5150-5350 MHz)

The device is restricted to indoor use only when operating in the 5150 to 5350 MHz frequency range.

|                                                                                     |    |    |    |    |    |    |    |
|-------------------------------------------------------------------------------------|----|----|----|----|----|----|----|
|  | AT | BE | BG | HR | CY | CZ | DK |
|                                                                                     | EE | FI | FR | DE | EL | HU | IE |
|                                                                                     | IT | LV | LT | LU | MT | NL | PL |
|                                                                                     | PT | RO | SK | SI | ES | SE | UK |

### Safety

This equipment is designed with the utmost care for the safety of those who install and use it. However, special attention must be paid to the dangers of electric shock and static electricity when working with electrical equipment. All guidelines of this and of the computer manufacture must therefore be allowed at all times to ensure the safe use of the equipment.

### EU Countries Intended for Use

The ETSI version of this device is intended for home and office use in Austria, Belgium, Bulgaria, Cyprus, Czech, Denmark, Estonia, Finland, France, Germany, Greece, Hungary, Ireland, Italy, Latvia, Lithuania, Luxembourg, Malta, Netherlands, Poland, Portugal, Romania, Slovakia, Slovenia, Spain, Sweden, Turkey, and United Kingdom. The ETSI version of this device is also authorized for use in EFTA member states: Iceland, Liechtenstein, Norway, and Switzerland.

### EU Countries Not Intended for Use

None

## EU Declaration of Conformity

- English:** This equipment is in compliance with the essential requirements and other relevant provisions of Directive 2014/53/EU, 2014/35/EU.
- Français:** Cet équipement est conforme aux exigences essentielles et autres dispositions de la directive 2014/53/EU, 2014/35/EU.
- Čeština:** Toto zařízení je v souladu se základními požadavky a ostatními příslušnými ustanoveními směrnic 2014/53/EU, 2014/35/EU.
- Polski:** Urządzenie jest zgodne z ogólnymi wymaganiami oraz szczególnymi warunkami określonymi Dyrektywą UE 2014/53/EU, 2014/35/EU.
- Română:** Acest echipament este în conformitate cu cerințele esențiale și alte prevederi relevante ale Directivei 2014/53/UE, 2014/35/UE.
- Русский:** Это оборудование соответствует основным требованиям и положениям Директивы 2014/53/EU, 2014/35/EU.
- Magyar:** Ez a berendezés megfelel az alapvető követelményeknek és más vonatkozó irányelveknek (2014/53/EU, 2014/35/EU).
- Türkçe:** Bu cihaz 2014/53/EU, 2014/35/EU direktifleri zorunlu istekler ve diğer hükümlerle ile uyumludur.
- Українська:** Обладнання відповідає вимогам і умовам директиви 2014/53/EU, 2014/35/EU.
- Slovenčina:** Toto zariadenie spĺňa základné požiadavky a ďalšie príslušné ustanovenia smerníc 2014/53/EU, 2014/35/EU.
- Deutsch:** Dieses Gerät erfüllt die Voraussetzungen gemäß den Richtlinien 2014/53/EU, 2014/35/EU.
- Español:** El presente equipo cumple los requisitos esenciales de la Directiva 2014/53/EU, 2014/35/EU.
- Italiano:** Questo apparecchio è conforme ai requisiti essenziali e alle altre disposizioni applicabili della Direttiva 2014/53/EU, 2014/35/UE.
- Nederlands:** Dit apparaat voldoet aan de essentiële eisen en andere van toepassing zijnde bepalingen van richtlijn 2014/53/EU, 2014/35/EU.
- Português:** Este equipamento cumpre os requisitos essenciais da Directiva 2014/53/EU, 2014/35/EU.
- Norsk:** Dette utstyret er i samsvar med de viktigste kravene og andre relevante regler i Direktiv 2014/53/EU, 2014/35/EU.
- Svenska:** Denna utrustning är i överensstämmelse med de väsentliga kraven och övriga relevanta bestämmelser i direktiv 2014/53/EU, 2014/35/EU.
- Dansk:** Dette udstyr er i overensstemmelse med de væsentligste krav og andre relevante forordninger i direktiv 2014/53/EU, 2014/35/EU.
- suomen kieli:** Tämä laite täyttää direktiivien 2014/53/EU, 2014/35/EU. oleelliset vaatimukset ja muut asiaankuuluvat määräykset.

FOR USE IN 



### WEEE Directive & Product Disposal



At the end of its serviceable life, this product should not be treated as household or general waste. It should be handed over to the applicable collection point for the recycling of electrical and electronic equipment, or returned to the supplier for disposal.

## Declaration of Conformity

We, Edimax Technology Co., Ltd., declare under our sole responsibility, that the equipment described below complies with the requirements of the European Radio Equipment directives.

**Equipment: AX1800 Dual-Band USB 3.0 Adapter**  
**Model No.: EW-7822UMX**

The following European standards for essential requirements have been followed:

### Directives 2014/53/EU

Spectrum : EN 300 328 V2.2.2 (2019-07)  
EN 301 893 V2.1.1 (2017-05)  
EMC : EN 301 489-1 V2.2.3 (2019-11)  
EN 301 489-17 V3.2.4 (2020-09)  
EMF : EN 55032:2015+A11:2020 Class B  
EN 55035:2017+A11:2020  
Safety (LVD) : IEC 62368-1:2014 (2<sup>nd</sup> Edition) and/or EN 62368-1:2014+A11:2017

Edimax Technology Europe B.V.  
Fijenhof 2,  
5652 AE Eindhoven,  
The Netherlands

Date & Place of Issue: 31/May/2022, Eindhoven

Signature: 

Printed Name: David Huang

Title: Director

a company of:

Edimax Technology Co., Ltd.  
No. 278, Xinhua 1st Rd., Neihu Dist.,  
Taipei City, Taiwan

Date & Place of Issue: 31/May/2022, Taipei

Signature: 

Printed Name: Hunter Chen

Title: Director



## Declaration of Conformity

We, Edimax Technology Co., Ltd., declare under our sole responsibility, that the equipment described below complies with the requirements of the United Kingdom Radio Equipment directives.

**Equipment: AX1800 Dual-Band USB 3.0 Adapter**  
**Model No.: EW-7822UMX**

The following European standards for essential requirements have been followed:

### Radio Equipment Regulations 2017 (S.I. 2017/1206)

Spectrum : EN 300 328 V2.2.2 (2019-07)  
                  EN 301 893 V2.1.1 (2017-05)

EMC : EN 301 489-1 V2.2.3 (2019-11)  
          EN 301 489-17 V3.2.4 (2020-09)

EMF : EN 55032:2015+A11:2020 Class B  
          EN 55035:2017+A11:2020

Safety (LVD) : IEC 62368-1:2014 (2<sup>nd</sup> Edition) and/or EN 62368-1:2014+A11:2017

Edimax Technology Europe B.V.  
Fijenhof 2,  
5652 AE Eindhoven,  
The Netherlands

Date & Place of Issue: 31/May/2022, Eindhoven

Signature: 

Printed Name: David Huang

Title: Director

a company of:

Edimax Technology Co., Ltd.  
No. 278, Xinhua 1st Rd., Neihu Dist.,  
Taipei City, Taiwan

Date & Place of Issue: 31/May/2022, Taipei

Signature: 

Printed Name: Hunter Chen

Title: Director



## Declaration of Conformity

We, Edimax Technology Co., Ltd., declare under our sole responsibility, that the equipment described below complies with the requirements of the European Radio Equipment directives.

**Equipment: AC600 Dual-Band Nano USB Adapter**  
**Model No.: EW-7811ULC**

The following European standards for essential requirements have been followed:

### Directives 2014/53/EU

Spectrum : EN 300 328 V2.2.2 (2019-07)  
EN 301 893 V2.1.1 (2017-05)  
EMC : EN 301 489-1 V2.2.3 (2019-11)  
EN 301 489-17 V3.2.4 (2020-09)  
EMF : EN 55032:2015+A11:2020 Class B  
EN 55035:2017+A11:2020  
Safety (LVD) : IEC 62368-1:2014 (2<sup>nd</sup> Edition) and/or EN 62368-1:2014+A11:2017

Edimax Technology Europe B.V.

Fijenhof 2,  
5652 AE Eindhoven,  
The Netherlands

Date & Place of Issue: 31/Aug./2022, Eindhoven

Signature:



Printed Name: David Huang

Title: Director

a company of:

Edimax Technology Co., Ltd.  
No. 278, Xinhua 1st Rd., Neihu Dist.,  
Taipei City, Taiwan

Date & Place of Issue: 31/Aug./2022, Taipei

Signature:



Printed Name: Hunter Chen

Title: Director



## Declaration of Conformity

We, Edimax Technology Co., Ltd., declare under our sole responsibility, that the equipment described below complies with the requirements of the United Kingdom Radio Equipment directives.

**Equipment: AC600 Dual-Band Nano USB Adapter**  
**Model No.: EW-7811ULC**

The following European standards for essential requirements have been followed:

### Radio Equipment Regulations 2017 (S.I. 2017/1206)

Spectrum : EN 300 328 V2.2.2 (2019-07)  
                  EN 301 893 V2.1.1 (2017-05)

EMC : EN 301 489-1 V2.2.3 (2019-11)  
          EN 301 489-17 V3.2.4 (2020-09)

EMF : EN 55032:2015+A11:2020 Class B  
          EN 55035:2017+A11:2020

Safety (LVD) : IEC 62368-1:2014 (2<sup>nd</sup> Edition) and/or EN 62368-1:2014+A11:2017

Edimax Technology Europe B.V.

Fijenhof 2,  
5652 AE Eindhoven,  
The Netherlands

Date & Place of Issue: 31/Aug./2022, Eindhoven

Signature:



Printed Name: David Huang

Title: Director

a company of:

Edimax Technology Co., Ltd.  
No. 278, Xinhua 1st Rd., Neihu Dist.,  
Taipei City, Taiwan

Date & Place of Issue: 31/Aug./2022, Taipei

Signature:



Printed Name: Hunter Chen

Title: Director

