

FCC Radio Test Report

FCC ID : NDD9576892205
Equipment : Access Point
Brand Name : EDIMAX
Model Name : EW-7689WTX
Applicant : Edimax Technology Co., Ltd.
No.278, Xinhua 1st Rd., Neihu Dist, Taipei City, Taiwan
Manufacturer : Edimax Technology Co., Ltd.
No.278, Xinhua 1st Rd., Neihu Dist, Taipei City, Taiwan
Standard : 47 CFR FCC Part 15.247

The product was received on Jun. 13, 2022, and testing was started from Jun. 27, 2022 and completed on Feb. 15, 2023. We, SPORTON INTERNATIONAL INC. Hsinhua Laboratory, would like to declare that the tested sample has been evaluated in accordance with the procedures given in ANSI C63.10-2013 and shown compliance with the applicable technical standards.

The test results in this report apply exclusively to the tested model / sample. Without written approval of SPORTON INTERNATIONAL INC. Hsinhua Laboratory, the test report shall not be reproduced except in full.



Approved by: Jackson Tsai

SPORTON INTERNATIONAL INC. Hsinhua Laboratory

No.52, Huaya 1st Rd., Guishan Dist., Taoyuan City 333411, Taiwan (R.O.C.)



Table of Contents

HISTORY OF THIS TEST REPORT3

SUMMARY OF TEST RESULT4

1 GENERAL DESCRIPTION5

1.1 Information.....5

1.2 Testing Applied Standards9

1.3 Testing Location Information9

1.4 Measurement Uncertainty9

2 TEST CONFIGURATION OF EUT.....10

2.1 Test Channel Mode10

2.2 The Worst Case Measurement Configuration.....12

2.3 Accessories13

2.4 Support Equipment.....13

2.5 Test Setup Diagram14

3 TRANSMITTER TEST RESULT15

3.1 AC Power-line Conducted Emissions15

3.2 DTS Bandwidth.....17

3.3 Maximum Conducted Output Power18

3.4 Power Spectral Density20

3.5 Emissions in Non-restricted Frequency Bands21

3.6 Emissions in Restricted Frequency Bands.....22

4 TEST EQUIPMENT AND CALIBRATION DATA.....26

APPENDIX A. TEST RESULTS OF AC POWER-LINE CONDUCTED EMISSIONS

APPENDIX B. TEST RESULTS OF DTS BANDWIDTH

APPENDIX C. TEST RESULTS OF MAXIMUM CONDUCTED OUTPUT POWER

APPENDIX D. TEST RESULTS OF POWER SPECTRAL DENSITY

APPENDIX E. TEST RESULTS OF EMISSIONS IN NON-RESTRICTED FREQUENCY BANDS

APPENDIX F. TEST RESULTS OF EMISSIONS IN RESTRICTED FREQUENCY BANDS

APPENDIX G. TEST RESULTS OF RADIATED EMISSION CO-LOCATION

APPENDIX H. TEST PHOTOS

PHOTOGRAPHS OF EUT V01



History of this test report

Report No.	Version	Description	Issued Date
FR260306AC	01	Initial issue of report	Feb. 16, 2023
FR260306AC	02	Revised typo (This report is the latest version replacing for the report issued on Feb. 16, 2023.)	Mar. 14, 2023



Summary of Test Result

Report Clause	Ref. Std. Clause	Test Items	Result (PASS/FAIL)	Remark
1.1.2	15.203	Antenna Requirement	PASS	-
3.1	15.207	AC Power-line Conducted Emissions	PASS	-
3.2	15.247(a)	DTS Bandwidth	PASS	-
3.3	15.247(b)	Maximum Conducted Output Power	PASS	-
3.4	15.247(e)	Power Spectral Density	PASS	-
3.5	15.247(d)	Emissions in Non-restricted Frequency Bands	PASS	-
3.6	15.247(d)	Emissions in Restricted Frequency Bands	PASS	-

Note 1: From Sporton Project No.FR260726AC.

Declaration of Conformity:

The test results with all measurement uncertainty excluded are presented in accordance with the regulation limits or requirements declared by manufacturers.

Comments and explanations:

The EUT supports beamforming and CDD modes, and the CDD mode is the worst case. Therefore, all test items are evaluated in the report. The beamforming mode only evaluates the output power.

Reviewed by: Ryan Hsiao

Report Producer: Amber Chiu

1 General Description

1.1 Information

1.1.1 RF General Information

Frequency Range (MHz)	IEEE Std. 802.11	Ch. Frequency (MHz)	Channel Number
2400-2483.5	b, g, n (HT20), VHT20, ax(HEW20)	2412-2462	1-11 [11]
2400-2483.5	n (HT40), VHT40, ax(HEW40)	2422-2452	3-9 [7]

Non-Beamforming

Band	Mode	BWch (MHz)	Nant
2.4-2.4835GHz	802.11b	20	2TX
2.4-2.4835GHz	802.11g	20	2TX
2.4-2.4835GHz	802.11ax HEW20	20	2TX
2.4-2.4835GHz	802.11ax HEW40	40	2TX

Beamforming

Band	Mode	BWch (MHz)	Nant
2.4-2.4835GHz	802.11ax HEW20-BF	20	2TX
2.4-2.4835GHz	802.11ax HEW40-BF	40	2TX

Note:

- ♦ 11b mode uses a combination of DSSS-DBPSK, DQPSK, CCK modulation.
- ♦ 11g, HT20 and HT40 use a combination of OFDM-BPSK, QPSK, 16QAM, 64QAM modulation.
- ♦ VHT20, VHT40 use a combination of OFDM-BPSK, QPSK, 16QAM, 64QAM, 256QAM modulation.
- ♦ HEW20, HEW40 use a combination of OFDMA-BPSK, QPSK, 16QAM, 64QAM, 256QAM, 1024QAM modulation.
- ♦ BWch is the nominal channel bandwidth.

1.1.2 Antenna Information

Ant.	Brand	Model Name	Antenna Type	Connector	Support
1	Grand-Tek	2G-1	PIFA	I-Pex	2.4G
2	Grand-Tek	2G-2	PIFA	I-Pex	2.4G
3	Grand-Tek	5G-1	PIFA	I-Pex	5G
4	Grand-Tek	5G-2	PIFA	I-Pex	5G
5	Grand-Tek	6G-1	PIFA	I-Pex	6G
6	Grand-Tek	6G-2	PIFA	I-Pex	6G



Ant.	Port	Gain (dBi)		
		2.4G	5G	6G
1	1	4.2	-	-
2	2	3.8	-	-
3	1	-	5.5	-
4	2	-	4.8	-
5	1	-	-	5.5
6	2	-	-	5.4

Note 1: The EUT has six antennas.

For 2.4GHz function:

For IEEE 802.11 b/g/n/VHT/ax mode (2TX/2RX)

Ant. 1 (port 1) and Ant. 2 (port 2) could transmit/receive simultaneously.

For 5GHz function:

For IEEE 802.11 a/n/ac/ax mode (2TX/2RX)

Ant. 3 (port 1) and Ant. 4 (port 2) could transmit/receive simultaneously.

For 6GHz function:

For IEEE 802.11 ax mode (2TX/2RX)

Ant. 5 (port 1) and Ant. 6 (port 2) could transmit/receive simultaneously.

Note 2: Directional gain informaion

	Maximum Output Power	Power Spectral Density
Non-BF	Directional gain = Max.gain + array gain. For power measurements on IEEE 802.11 devices Array Gain = 0 dB (i.e., no array gain) for N ANT ≤ 4	$DirectionalGain = 10 \cdot \log \left[\frac{\sum_{j=1}^{N_{ANT}} \left\{ \sum_{k=1}^{N_{ANT}} g_{j,k} \right\}^2}{N_{ANT}} \right]$
BF	$DirectionalGain = 10 \cdot \log \left[\frac{\sum_{j=1}^{N_{ANT}} \left\{ \sum_{k=1}^{N_{ANT}} g_{j,k} \right\}^2}{N_{ANT}} \right]$	$DirectionalGain = 10 \cdot \log \left[\frac{\sum_{j=1}^{N_{ANT}} \left\{ \sum_{k=1}^{N_{ANT}} g_{j,k} \right\}^2}{N_{ANT}} \right]$



1.1.3 EUT Information

Operational Condition			
EUT Power Type	From PoE		
EUT Function	<input checked="" type="checkbox"/> Point-to-multipoint	<input type="checkbox"/> Point-to-point	
Beamforming Function	<input checked="" type="checkbox"/> With beamforming	<input type="checkbox"/> Without beamforming	
Resource Unit(802.11ax)	<input checked="" type="checkbox"/> Full RU	<input type="checkbox"/> Partial RU	
Type of EUT			
<input checked="" type="checkbox"/>	Stand-alone		
<input type="checkbox"/>	Combined (EUT where the radio part is fully integrated within another device)		
	Combined Equipment - Brand Name / Model No.:	...	
<input type="checkbox"/>	Plug-in radio (EUT intended for a variety of host systems)		
	Host System - Brand Name / Model No.:	...	
<input type="checkbox"/>	Other:		

1.1.4 Mode Test Duty Cycle

Non-Beamforming

Mode	DC	DCF(dB)	T(s)	VBW(Hz) ≥ 1/T
802.11b_Nss1,(1Mbps)_2TX	0.982	0.08	n/a (DC>=0.98)	n/a (DC>=0.98)
802.11g_Nss1,(6Mbps)_2TX	0.992	0.03	n/a (DC>=0.98)	n/a (DC>=0.98)
802.11ax HEW20_Nss1,(MCS0)_2TX	0.997	0.01	n/a (DC>=0.98)	n/a (DC>=0.98)
802.11ax HEW40_Nss1,(MCS0)_2TX	0.998	0.01	n/a (DC>=0.98)	n/a (DC>=0.98)

Beamforming

Mode	DC	DCF(dB)	T(s)	VBW(Hz) ≥ 1/T
802.11ax HEW20-BF_Nss1,(MCS0)_2TX	0.997	0.01	n/a (DC>=0.98)	n/a (DC>=0.98)
802.11ax HEW40-BF_Nss1,(MCS0)_2TX	0.998	0.01	n/a (DC>=0.98)	n/a (DC>=0.98)

Note. If DC < 0.98, the DCF was added while measuring Output power and PSD.



1.1.5 Table for Multiple Listing

The SKU in the following table are all refer to the identical product.

SKU	DDR	Description
1	Brand: SK hynix Model: H5TC4G83EFR	All the SKU are identical, only the DDR is different.
2	Brand: winbond Model: W634GU8QB	

From the above SKU, The worst case of EMI was evaluated, SKU 2 was selected as representative SKU for the test and its data was recorded in this report.

1.2 Testing Applied Standards

According to the specifications of the manufacturer, the EUT must comply with the requirements of the following standards:

- ◆ 47 CFR FCC Part 15
- ◆ ANSI C63.10-2013

The following reference test guidance is not within the scope of accreditation of TAF:

- ◆ KDB 558074 D01 v05r02
- ◆ KDB 662911 D01 v02r01
- ◆ KDB 414788 D01 v01r01

1.3 Testing Location Information

Test Lab. : Sporton International Inc. Hsinhua Laboratory				
<input checked="" type="checkbox"/>	Hsinhua (TAF: 3785)	ADD: No.52, Huaya 1st Rd., Guishan Dist., Taoyuan City 333411, Taiwan (R.O.C.)		
		TEL: 886-3-327-3456	FAX: 886-3-327-0973	
Test site Designation No. TW3785 with FCC.				
Test Condition	Test Site No.	Test Engineer	Test Environment	Test Date
AC Conduction	CO04-HY	Edward Wang	24.2~25.3°C / 58~63%	22/Jul/2022
RF Conducted (Non-Beamforming)	TH07-HY	Yuna Lin	20.1~26.9°C / 50~60%	08/Jul/2022~21/Jul/2022
RF Conducted (Beamforming)	TH07-HY	Yuna Lin	22.9~25.6°C / 50~58%	18/Aug/2022
<input checked="" type="checkbox"/>	Wen 33rd.St. (TAF: 3785)	ADD: No.14-1, Ln. 19, Wen 33rd St., Guishan Dist., Taoyuan City 333010, Taiwan (R.O.C.)		
		TEL: 886-3-318-0787	FAX: 886-3-318-0287	
Test site Designation No. TW0008 with FCC.				
Test Condition	Test Site No.	Test Engineer	Test Environment	Test Date
Radiated	03CH09-HY	Daniel Hsu	24.5~26.1°C / 42~47%	27/Jun/2022~21/Jul/2022
Radiated (Co-location)	03CH09-HY	Daniel Hsu	24.5~26.2°C / 49~61%	15/Feb/2023

1.4 Measurement Uncertainty

ISO/IEC 17025 requires that an estimate of the measurement uncertainties associated with the emissions test results be included in the report. The measurement uncertainties given below are based on a 95% confidence level (based on a coverage factor (k=2))

Test Items	Uncertainty	Remark
AC Power-line Conducted Emissions	4.53 dB	Confidence levels of 95%
Bandwidth	3 MHz	Confidence levels of 95%
Maximum Conducted Output Power	2 dB	Confidence levels of 95%
Power Spectral Density	2 dB	Confidence levels of 95%
Emissions in Non-restricted Frequency Bands	0.14 dB	Confidence levels of 95%
Emissions in Restricted Frequency Bands	4.8 dB	Confidence levels of 95%
Receiver Radiated Unwanted Emissions	4.8 dB	Confidence levels of 95%
Temperature	0.41 °C	Confidence levels of 95%
Humidity	3.4 %	Confidence levels of 95%



2 Test Configuration of EUT

2.1 Test Channel Mode

Test Software Version	QDART-Connectivity1.0-00089
-----------------------	-----------------------------

Non-Beamforming

Mode	Power Setting
802.11b_Nss1,(1Mbps)_2TX	-
2412MHz	22
2417MHz	23
2437MHz	23.5
2457MHz	21
2462MHz	20.5
802.11g_Nss1,(6Mbps)_2TX	-
2412MHz	21.5
2437MHz	21
2457MHz	21
2462MHz	20
802.11ax HEW20_Nss1,(MCS0)_2TX	-
2412MHz	20.5
2417MHz	21
2437MHz	21
2457MHz	21
2462MHz	18.5
802.11ax HEW40_Nss1,(MCS0)_2TX	-
2422MHz	18
2427MHz	19
2437MHz	19
2447MHz	17.5
2452MHz	16.5






Beamforming

Mode	Power Setting
802.11ax HEW20-BF_Nss1,(MCS0)_2TX	-
2412MHz	20.5
2417MHz	21
2437MHz	21
2457MHz	21
2462MHz	18.5
802.11ax HEW40-BF_Nss1,(MCS0)_2TX	-
2422MHz	18
2427MHz	19
2437MHz	19
2447MHz	17.5
2452MHz	16.5

2.2 The Worst Case Measurement Configuration

The Worst Case Mode for Following Conformance Tests	
Tests Item	AC power-line conducted emissions
Condition	AC power-line conducted measurement for line and neutral Test Voltage: 120Vac / 60Hz
Operating Mode	CTX
1	PoE Mode

The Worst Case Mode for Following Conformance Tests	
Tests Item	DTS Bandwidth Maximum Conducted Output Power Power Spectral Density Emissions in Non-restricted Frequency Bands
Test Condition	Conducted measurement at transmit chains

The Worst Case Mode for Following Conformance Tests			
Tests Item	Emissions in Restricted Frequency Bands		
Test Condition	Radiated measurement If EUT consist of multiple antenna assembly (multiple antenna are used in EUT regardless of spatial multiplexing MIMO configuration), the radiated test should be performed with highest antenna gain of each antenna type.		
Operating Mode < 1GHz	CTX		
1	PoE Mode		
Operating Mode > 1GHz	CTX		
Orthogonal Planes of EUT	X Plane	Y Plane	Z Plane
			
Worst Planes of EUT		V	



The Worst Case Mode for Following Conformance Tests	
Tests Item	Simultaneous Transmission Analysis
Test Condition	Radiated measurement
Operating Mode	Normal Link
1	WLAN 2.4GHz+WLAN 5GHz+WLAN 6GHz
Refer to Appendix G for Radiated Emission Co-location.	

The Worst Case Mode for Following Conformance Tests	
Tests Item	Simultaneous Transmission Analysis
Operating Mode	CTX
1	WLAN 2.4GHz+WLAN 5GHz+WLAN 6GHz
Refer to Sporton Test Report No.: FA260306 for Co-location RF Exposure Evaluation.	

2.3 Accessories

Accessories			
Wall Mount* 2	Brand Name	-	Model Name
			-

Reminder: Regarding to more detail and other information, please refer to user manual.

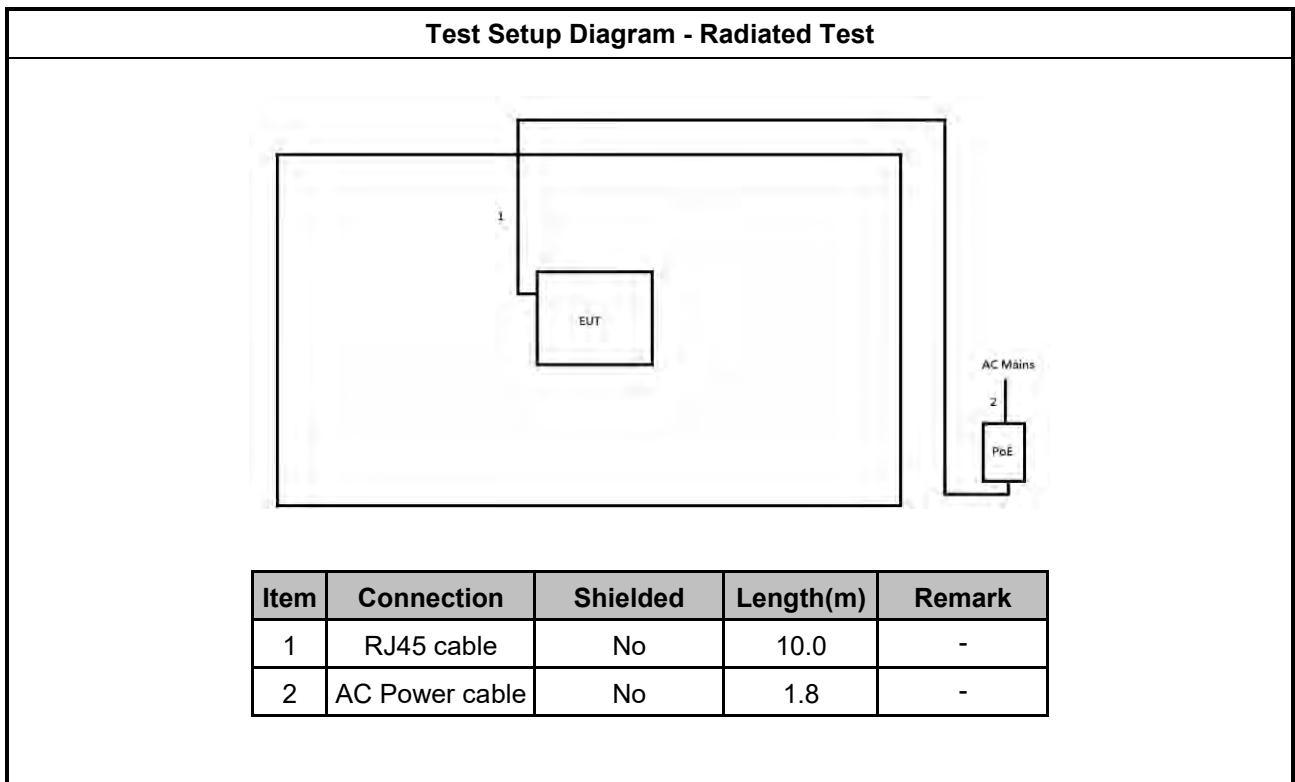

2.4 Support Equipment

Support Equipment – AC Conduction					
No.	Equipment	Brand Name	Model Name	FCC ID	Remark
1	RJ45 Cable	Power Sync	CAT-6E-10	-	-
2	PoE	LINKSYS	PI021A	-	Provided by Customer
3	AC Power Cable	Power Sync	TPCMRN0018	-	-

Support Equipment – Conducted					
No.	Equipment	Brand Name	Model Name	FCC ID	Remark
1	Notebook	DELL	E5410	-	-
2	Adapter for NB	DELL	HA65NM130	-	-

Support Equipment – Radiated					
No.	Equipment	Brand Name	Model Name	FCC ID	Remark
1	RJ45 cable	Power Sync	CAT-6E-10	-	-
2	PoE (Remote)	LINKSYS	PI021A	-	Provided by Customer
3	AC Power Cable (Remote)	Power sync	TPCMRN0018	-	-

2.5 Test Setup Diagram



3 Transmitter Test Result

3.1 AC Power-line Conducted Emissions

3.1.1 AC Power-line Conducted Emissions Limit

AC Power-line Conducted Emissions Limit		
Frequency Emission (MHz)	Quasi-Peak	Average
0.15-0.5	66 - 56 *	56 - 46 *
0.5-5	56	46
5-30	60	50

Note 1: * Decreases with the logarithm of the frequency.

3.1.2 Measuring Instruments

Refer a test equipment and calibration data table in this test report.

3.1.3 Test Procedures

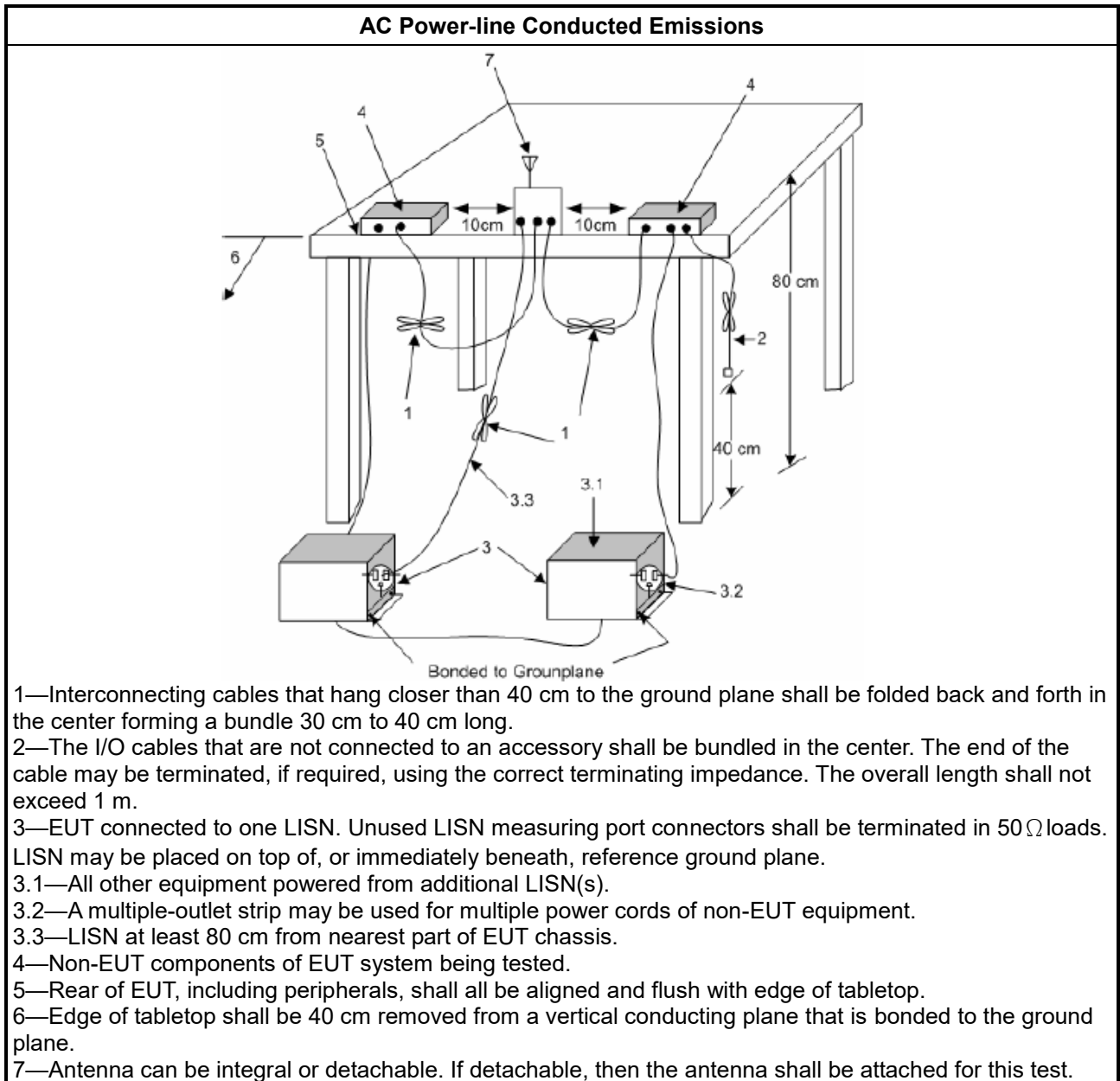
Test Method
<input checked="" type="checkbox"/> Refer as ANSI C63.10-2013, clause 6.2 for AC power-line conducted emissions.

3.1.4 Measurement Results Calculation

The measured Level is calculated using:

Corrected Reading: Raw(Read Level) + LISN(LISN Factor) + CL(Cable Loss) + AT(Attenuator).

3.1.5 Test Setup



3.1.6 Test Result of AC Power-line Conducted Emissions

Refer as Appendix A

3.2 DTS Bandwidth

3.2.1 6dB Bandwidth Limit

6dB Bandwidth Limit
Systems using digital modulation techniques:
<ul style="list-style-type: none"> ▪ 6 dB bandwidth \geq 500 kHz.

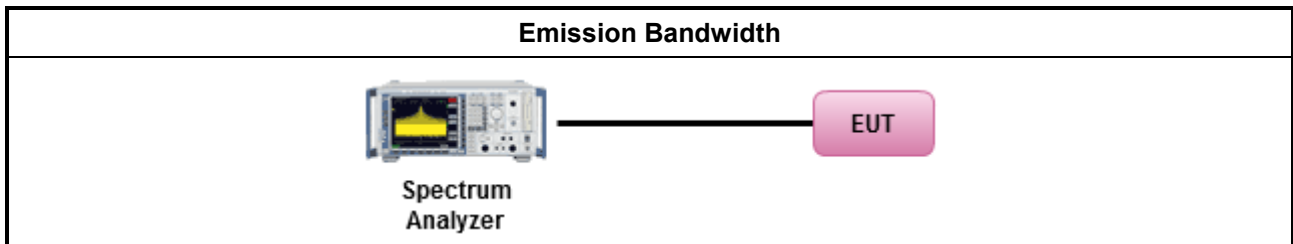
3.2.2 Measuring Instruments

Refer a test equipment and calibration data table in this test report.

3.2.3 Test Procedures

Test Method
<ul style="list-style-type: none"> ▪ For the emission bandwidth shall be measured using one of the options below:
<input checked="" type="checkbox"/> Refer as KDB 558074. clause 8.2 (11.8 of ANSI C63.10) DTS bandwidth measurement.
<input type="checkbox"/> Refer as RSS-Gen, clause 6.7 for occupied bandwidth testing.
<input type="checkbox"/> Refer as ANSI C63.10, clause 6.9.3 for occupied bandwidth testing.

3.2.4 Test Setup



3.2.5 Test Result of Emission Bandwidth

Refer as Appendix B

3.3 Maximum Conducted Output Power

3.3.1 Maximum Conducted Output Power Limit

Maximum Conducted Output Power Limit	
	<ul style="list-style-type: none"> ▪ If $G_{TX} \leq 6$ dBi, then $P_{Out} \leq 30$ dBm (1 W)
	<ul style="list-style-type: none"> ▪ Point-to-multipoint systems (P2M): If $G_{TX} > 6$ dBi, then $P_{Out} = 30 - (G_{TX} - 6)$ dBm
	<ul style="list-style-type: none"> ▪ Point-to-point systems (P2P): If $G_{TX} > 6$ dBi, then $P_{Out} = 30 - (G_{TX} - 6)/3$ dBm
	<ul style="list-style-type: none"> ▪ Smart antenna system (SAS):
	<ul style="list-style-type: none"> - Single beam: If $G_{TX} > 6$ dBi, then $P_{Out} = 30 - (G_{TX} - 6)/3$ dBm
	<ul style="list-style-type: none"> - Overlap beam: If $G_{TX} > 6$ dBi, then $P_{Out} = 30 - (G_{TX} - 6)/3$ dBm
	<ul style="list-style-type: none"> - Aggregate power on all beams: If $G_{TX} > 6$ dBi, then $P_{Out} = 30 - (G_{TX} - 6)/3 + 8$ dB dBm
e.i.r.p. Power Limit:	
	<ul style="list-style-type: none"> ▪ 2400-2483.5 MHz Band
	<ul style="list-style-type: none"> ▪ Point-to-multipoint systems (P2M): $P_{eirp} \leq 36$ dBm (4 W)
	<ul style="list-style-type: none"> ▪ Point-to-point systems (P2P): $P_{eirp} \leq \text{MAX}(36, [P_{Out} + G_{TX}])$ dBm
	<ul style="list-style-type: none"> ▪ Smart antenna system (SAS)
	<ul style="list-style-type: none"> - Single beam: $P_{eirp} \leq \text{MAX}(36, P_{Out} + G_{TX})$ dBm
	<ul style="list-style-type: none"> - Overlap beam: $P_{eirp} \leq \text{MAX}(36, P_{Out} + G_{TX})$ dBm
	<ul style="list-style-type: none"> - Aggregate power on all beams: $P_{eirp} \leq \text{MAX}(36, [P_{Out} + G_{TX} + 8])$ dBm
<p>P_{Out} = maximum peak conducted output power or maximum conducted output power in dBm, G_{TX} = the maximum transmitting antenna directional gain in dBi.</p>	


3.3.2 Measuring Instruments

Refer a test equipment and calibration data table in this test report.

3.3.3 Test Procedures

Test Method	
<ul style="list-style-type: none"> ▪ Maximum Peak Conducted Output Power 	
<input type="checkbox"/>	Refer as KDB 558074, clause 8.3.1.1 (11.9.1.1 of ANSI C63.10) RBW ≥ EBW method.
<input type="checkbox"/>	Refer as KDB 558074, clause 8.3.1.2 (11.9.1.2 of ANSI C63.10) integrated band power method.
<input type="checkbox"/>	Refer as KDB 558074, clause 8.3.1.3 (11.9.1.3 of ANSI C63.10) peak power meter.
<ul style="list-style-type: none"> ▪ Maximum Average Conducted Output Power 	
<input type="checkbox"/>	Refer as KDB 558074, clause 8.3.2.2 (11.9.2.2 of ANSI C63.10) using a spectrum analyzer.
<input checked="" type="checkbox"/>	Refer as KDB 558074, clause 8.3.2.3 (11.9.2.3 of ANSI C63.10) using a power meter.
<ul style="list-style-type: none"> ▪ For conducted measurement. 	
<ul style="list-style-type: none"> ▪ If the EUT supports multiple transmit chains using options given below: Refer as KDB 662911, In-band power measurements. Using the measure-and-sum approach, measured all transmit ports individually. Sum the power (in linear power units e.g., mW) of all ports for each individual sample and save them. 	
<ul style="list-style-type: none"> ▪ If multiple transmit chains, EIRP calculation could be following as methods: $P_{total} = P_1 + P_2 + \dots + P_n$ (calculated in linear unit [mW] and transfer to log unit [dBm]) $EIRP_{total} = P_{total} + DG$ 	

3.3.4 Test Setup



3.3.5 Test Result of Maximum Conducted Output Power

Refer as Appendix C

3.4 Power Spectral Density

3.4.1 Power Spectral Density Limit

Power Spectral Density Limit
<ul style="list-style-type: none"> Power Spectral Density (PSD) ≤ 8 dBm/3kHz

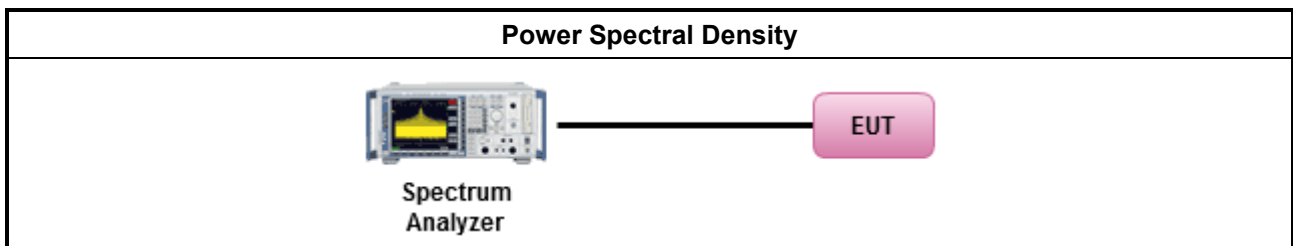
3.4.2 Measuring Instruments

Refer a test equipment and calibration data table in this test report.

3.4.3 Test Procedures

Test Method	
	<ul style="list-style-type: none"> Peak power spectral density procedures that the same method as used to determine the conducted output power. If maximum peak conducted output power was measured to demonstrate compliance to the output power limit, then the peak PSD procedure below (Method PKPSD) shall be used. If maximum conducted output power was measured to demonstrate compliance to the output power limit, then one of the average PSD procedures shall be used, as applicable based on the following criteria (the peak PSD procedure is also an acceptable option).
<input checked="" type="checkbox"/>	Refer as KDB 558074, clause 8.4 (11.10 of ANSI C63.10) Max. PSD.
	<ul style="list-style-type: none"> For conducted measurement. <ul style="list-style-type: none"> If The EUT supports multiple transmit chains using options given below: <ul style="list-style-type: none"> Measure and sum the spectra across the outputs. Refer as KDB 662911, In-band power spectral density (PSD). Sample all transmit ports simultaneously using a spectrum analyzer for each transmit port. Where the trace bin-by-bin of each transmit port summing can be performed. (i.e., in the first spectral bin of output 1 is summed with that in the first spectral bin of output 2 and that from the first spectral bin of output 3, and so on up to the NTX output to obtain the value for the first frequency bin of the summed spectrum.). Add up the amplitude (power) values for the different transmit chains and use this as the new data trace.

3.4.4 Test Setup



3.4.5 Test Result of Power Spectral Density

Refer as Appendix D

3.5 Emissions in Non-restricted Frequency Bands

3.5.1 Emissions in Non-restricted Frequency Bands Limit

Un-restricted Band Emissions Limit	
RF output power procedure	Limit (dB)
Peak output power procedure	20
Average output power procedure	30

Note 1: If the peak output power procedure is used to measure the fundamental emission power to demonstrate compliance to requirements, then the peak conducted output power measured within any 100 kHz outside the authorized frequency band shall be attenuated by at least 20 dB relative to the maximum measured in-band peak level.

Note 2: If the average output power procedure is used to measure the fundamental emission power to demonstrate compliance to requirements, then the power in any 100 kHz outside of the authorized frequency band shall be attenuated by at least 30 dB relative to the maximum measured in-band average level.

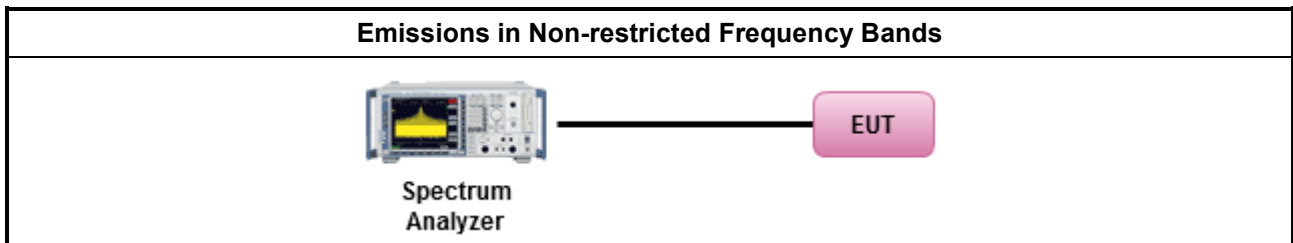
3.5.2 Measuring Instruments

Refer a test equipment and calibration data table in this test report.

3.5.3 Test Procedures

Test Method
<ul style="list-style-type: none"> Refer as KDB 558074, clause 8.5 (11.11 of ANSI C63.10) for non-restricted frequency bands.

3.5.4 Test Setup



3.5.5 Test Result of Emissions in Non-restricted Frequency Bands

Refer as Appendix E

3.6 Emissions in Restricted Frequency Bands

3.6.1 Emissions in Restricted Frequency Bands Limit

Restricted Band Emissions Limit			
Frequency Range (MHz)	Field Strength (uV/m)	Field Strength (dBuV/m)	Measure Distance (m)
0.009~0.490	2400/F(kHz)	48.5 - 13.8	300
0.490~1.705	24000/F(kHz)	33.8 - 23	30
1.705~30.0	30	29	30
30~88	100	40	3
88~216	150	43.5	3
216~960	200	46	3
Above 960	500	54	3

Note 1: Test distance for frequencies at or above 30 MHz, measurements may be performed at a distance other than the limit distance provided they are not performed in the near field and the emissions to be measured can be detected by the measurement equipment. When performing measurements at a distance other than that specified, the results shall be extrapolated to the specified distance using an extrapolation factor of 20 dB/decade (inverse of linear distance for field-strength measurements, inverse of linear distance-squared for power-density measurements).

Note 2: Test distance for frequencies at below 30 MHz, measurements may be performed at a distance closer than the EUT limit distance; however, an attempt should be made to avoid making measurements in the near field. When performing measurements below 30 MHz at a closer distance than the limit distance, the results shall be extrapolated to the specified distance by either making measurements at a minimum of two or more distances on at least one radial to determine the proper extrapolation factor or by using the square of an inverse linear distance extrapolation factor (40 dB/decade). The test report shall specify the extrapolation method used to determine compliance of the EUT.

Note 3: Using the distance of 1m during the test for above 18 GHz, and the test value to correct for the distance factor at 3m.

3.6.2 Measuring Instruments

Refer a test equipment and calibration data table in this test report.

3.6.3 Test Procedures

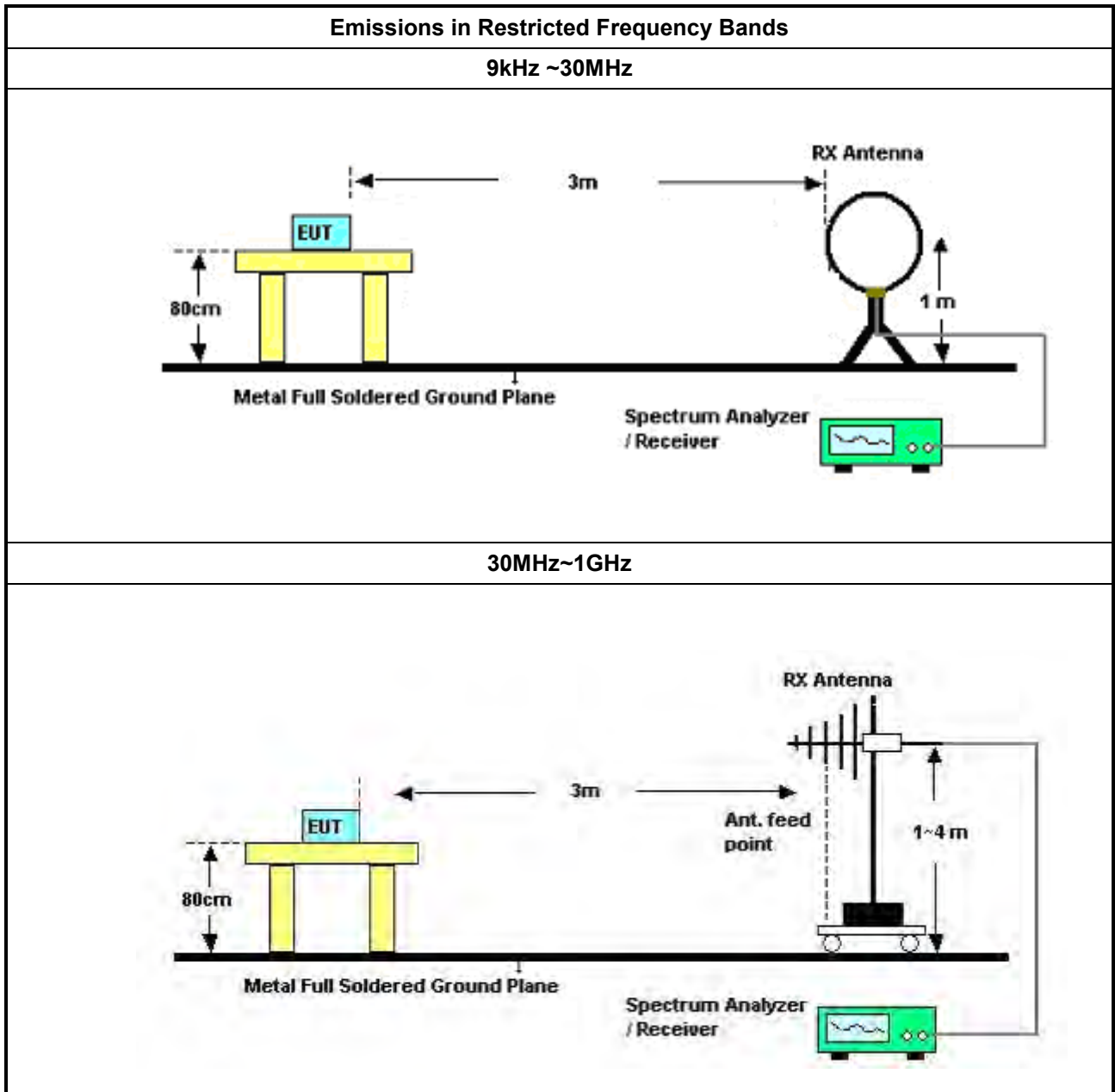
Test Method	
	<ul style="list-style-type: none"> ▪ The average emission levels shall be measured in [duty cycle \geq 98 or duty factor].
	<ul style="list-style-type: none"> ▪ Refer as ANSI C63.10, clause 6.10.3 band-edge testing shall be performed at the lowest frequency channel and highest frequency channel within the allowed operating band.
	<ul style="list-style-type: none"> ▪ For the transmitter unwanted emissions shall be measured using following options below:
	<ul style="list-style-type: none"> ▪ Refer as KDB 558074, clause 8.6 (11.12 of ANSI C63.10) for restricted frequency bands.
	<ul style="list-style-type: none"> ▪ For the transmitter band-edge emissions shall be measured using following options below:
	<ul style="list-style-type: none"> ▪ Refer as KDB 558074 clause 8.7.1, When the performing peak or average radiated measurements, emissions within 2 MHz of the authorized band edge may be measured using the marker-delta method described below.
	<ul style="list-style-type: none"> ▪ Refer as KDB 558074, clause 8.7.2 (6.10.6 of ANSI C63.10) for marker-delta method for band-edge measurements.
	<ul style="list-style-type: none"> ▪ Refer as KDB 558074, clause 8.7.3 for narrower resolution bandwidth (100kHz) using the band power and summing the spectral levels.
	<ul style="list-style-type: none"> ▪ Use the following spectrum analyzer settings:
	<ul style="list-style-type: none"> ▪ Set RBW=100 kHz for $f < 1$ GHz; VBW=3 * RBW; Sweep = auto; Detector function = peak; Trace = max hold.
	<ul style="list-style-type: none"> ▪ Set RBW = 1 MHz, VBW= 3MHz for $f \geq 1$ GHz for peak measurement. For average measurement, refer as 1.1.4.
	<ul style="list-style-type: none"> ▪ KDB 414788 Open-Field Test Sites and Chamber Correlation Justification.
	<ul style="list-style-type: none"> ▪ Based on FCC 15.31(f)(2): measurements may be performed at a distance closer than that specified in regulations; however, an attempt should be made to avoid making measurements in the near field.
	<ul style="list-style-type: none"> ▪ Open-field site and chamber correlation testing had been performed and chamber measured test result is the worst case test result.

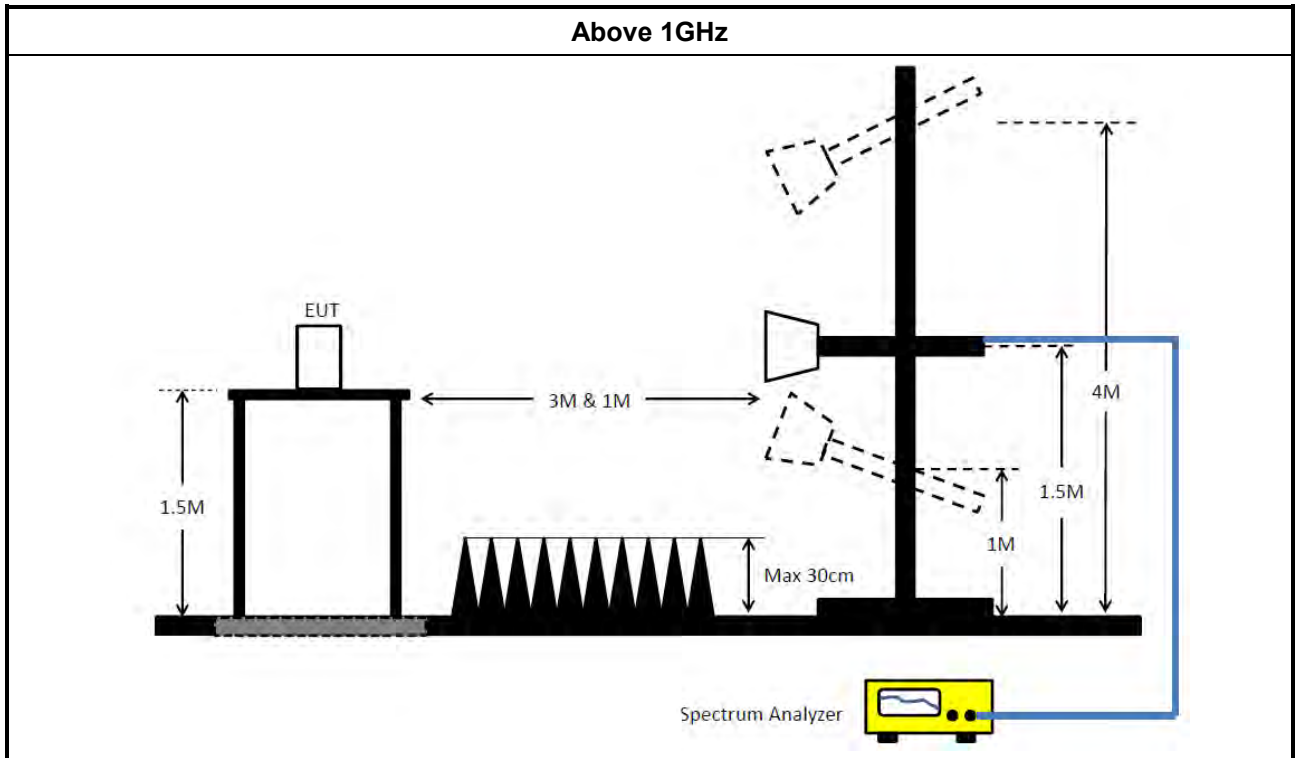
3.6.4 Measurement Results Calculation

The measured Level is calculated using:

Corrected Reading: Raw(Read Level) + AF(Antenna Factor) + CL(Cable Loss) - PA(Preamp Factor)

3.6.5 Test Setup





3.6.6 Test Result of Emissions in Restricted Frequency Bands (Below 30MHz)

The amplitude of spurious emissions which are attenuated by more than 20dB below the permissible value has no need to be reported.

3.6.7 Test Result of Emissions in Restricted Frequency Bands

Refer as Appendix F

4 Test Equipment and Calibration Data

Instrument for AC Conduction

Instrument	Manufacturer /Brand	Model No.	Serial No.	Spec.	Calibration Date	Calibration Due Date
EMI Test Receiver	R&S	ESR3	102051	9kHz ~ 3.6GHz	13/May/2022	12/May/2023
Two-Line V-Network	R&S	ENV 216	100003	9kHz ~ 30MHz	18/Feb/2022	17/Feb/2023
RF Cable 5m	TITAN	TITAN	CO04-cable-01	9 kHz~200MHz	01/Mar/2022	28/Feb/2023
Impuls Begrenzer Pulse Limiter	SCHWARZBECK	VTSD 9561-F	9561-F041	9kHz ~ 30MHz	26/Oct/2021	25/Oct/2022
Software	Sporton	SENSE-EMI	V5.10.8.2	-	NCR	NCR

NCR: No Calibration Required

Instrument for Conducted Test

Instrument	Manufacturer /Brand	Model No.	Serial No.	Spec.	Calibration Date	Calibration Due Date
Signal Analyzer	R&S	FSV 40	101515	10Hz~40GHz	14/Feb/2022	13/Feb/2023
SMR 40 Signal Generator	R&S	SMR 40	100116	10 MHz ~10GHz	11/Jan/2022	10/Jan/2023
Pulse Sensor	Anritsu	MA2411B	1339407	300MHz~40GHz	17/Dec/2021	16/Dec/2022
Power Meter	Anritsu	ML2495A	1517010	300MHz~40GHz	20/Dec/2021	19/Dec/2022
SENSE-15247_DTS	V5.10.8.3	N/A	N/A	N/A	N/A	N/A

Instrument for Radiated Test (Co-location)

Instrument	Manufacturer /Brand	Model No.	Serial No.	Spec.	Calibration Date	Calibration Due Date
3m Semi Anechoic Chamber	TDK	SAC-3M	03CH09-HY	1GHz~18GHz 3m	17/Mar/2022	16/Mar/2023
EXA Signal Analyzer	KEYSIGHT	N9010A	MY54200885	10Hz~44GHz	11/Aug/2022	10/Aug/2023
Double Ridged Guide Horn Antenna	SCHWARZBECK	BBHA 9120 D	BBHA 9120 D 1534	1GHz~18GHz	10/Mar/2022	09/Mar/2023
Microwave Preamplifier	Agilent	8449B	3008A02096	1GHz~26.5GHz	22/Jul/2022	21/Jul/2023
RF CABLE 5m+3m+1m	HUBER+SUHNER	SUCOFLEX104	03CH09-cable-02	1GHz~40GHz	17/Aug/2022	16/Aug/2023
Broadband Horn Antenna	SCHWARZBECK	BBHA 9170	BBHA 9170221	18GHz~40GHz	18/Mar/2022	17/Mar/2023
Microwave Prempplier	EMC INSTRUMENTS	EM18G40G	060604	18GHz ~ 40GHz	08/Mar/2022	07/Mar/2023
SENSE-EMI	Sporton	N/A	5.10.7.15	N/A	N/A	N/A



Instrument for Radiated Test

Instrument	Manufacturer /Brand	Model No.	Serial No.	Spec.	Calibration Date	Calibration Due Date
3m Semi Anechoic Chamber	TDK	SAC-3M	03CH09-HY	30MHz~1GHz 3m	25/Mar/2022	24/Mar/2023
3m Semi Anechoic Chamber	TDK	SAC-3M	03CH09-HY	1GHz~18GHz 3m	17/Mar/2022	16/Mar/2023
EXA Signal Analyzer	KEYSIGHT	N9010A	MY54200885	10Hz~44GHz	13/Aug/2021	12/Aug/2022
Double Ridged Guide Horn Antenna	SCHWARZBECK	BBHA 9120 D	BBHA 9120 D 1531	1GHz~18GHz	27/Dec/2021	26/Dec/2022
Amplifier	EMC	EMC9135	980232	9kHz~1GHz	08/Apr/2022	07/Apr/2023
Microwave Preampifier	Agilent	8449B	3008A02096	1GHz~26.5GHz	23/Jul/2021	22/Jul/2022
Bilog Antenna & 5dB Attenuator	TESEQ & MTJ	CBL6111D&MT J6102-05	35418 & 3	30MHz~1GHz	04/Sep/2021	03/Sep/2022
Double Ridged Guide Horn Antenna	SCHWARZBECK	BBHA 9120 D	BBHA 9120 D 1531	1GHz~18GHz	27/Dec/2021	26/Dec/2022
RF Cable-low	Jye Bao	RG142	CB031+324530/4	9kHz~30MHz	30/Aug/2021	29/Aug/2022
RF Cable-low	Jye Bao	RG142	CB031+324530/4	30MHz~1GHz	07/Feb/2022	06/Feb/2023
RF CABLE 5m+3m+1m	HUBER+SUHNER	SUCOFLEX104	CB009	1GHz~40GHz	13/Aug/2021	12/Aug/2022
Broadband Horn Antenna	SCHWARZBECK	BBHA 9170	BBHA 9170221	18GHz~40GHz	18/Mar/2022	17/Mar/2023
Microwave Premplifier	EMC INSTRUMENTS	EM18G40G	060604	18GHz ~ 40GHz	08/Mar/2022	07/Mar/2023
Loop Antenna	TESEQ	HLA 6120	31244	9kHz~30MHz	18/Mar/2022	17/Mar/2023
EMI Test Receiver	R&S	ESR3	102052	9kHz~3.6GHz	30/May/2022	29/May/2023
SENSE-15247_DTS	Sporton	NA	5.10.7.17	NA	NA	NA



Summary

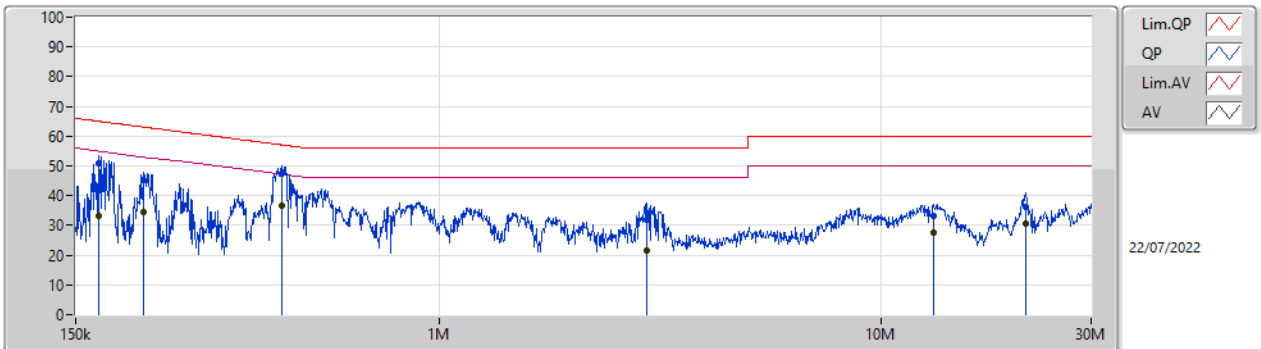
Mode	Result	Type	Freq (Hz)	Level (dBuV)	Limit (dBuV)	Margin (dB)	Condition
Mode 1	Pass	QP	444.284k	48.84	56.98	-8.14	Neutral



Mode Configures

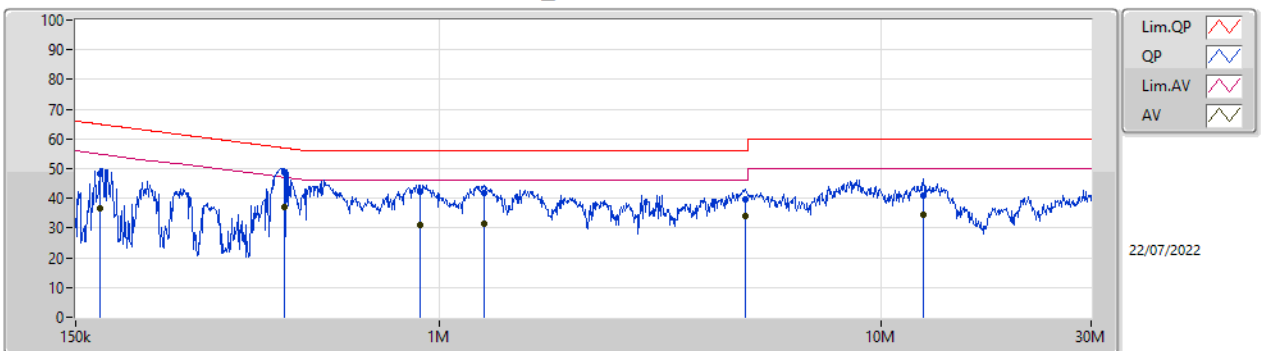
Mode	Result	Type	Freq (Hz)	Level (dBuV)	Limit (dBuV)	Margin (dB)	Condition	Comments
Mode 1	Pass	QP	169.084k	50.77	65.01	-14.24	Line	-
Mode 1	Pass	AV	169.084k	33.19	55.01	-21.82	Line	-
Mode 1	Pass	QP	213.989k	45.07	63.06	-17.99	Line	-
Mode 1	Pass	AV	213.989k	34.65	53.06	-18.41	Line	-
Mode 1	Pass	QP	438.995k	47.41	57.09	-9.68	Line	-
Mode 1	Pass	AV	438.995k	36.83	47.09	-10.26	Line	-
Mode 1	Pass	QP	2.947M	32.09	56.00	-23.91	Line	-
Mode 1	Pass	AV	2.947M	21.59	46.00	-24.41	Line	-
Mode 1	Pass	QP	13.223M	33.03	60.00	-26.97	Line	-
Mode 1	Pass	AV	13.223M	27.56	50.00	-22.44	Line	-
Mode 1	Pass	QP	21.348M	36.17	60.00	-23.83	Line	-
Mode 1	Pass	AV	21.348M	30.81	50.00	-19.19	Line	-
Mode 1	Pass	QP	170.439k	48.25	64.93	-16.68	Neutral	-
Mode 1	Pass	AV	170.439k	36.77	54.93	-18.16	Neutral	-
Mode 1	Pass	QP	444.284k	48.84	56.98	-8.14	Neutral	-
Mode 1	Pass	AV	444.284k	36.93	46.98	-10.05	Neutral	-
Mode 1	Pass	QP	904.195k	42.28	56.00	-13.72	Neutral	-
Mode 1	Pass	AV	904.195k	31.14	46.00	-14.86	Neutral	-
Mode 1	Pass	QP	1.264M	41.73	56.00	-14.27	Neutral	-
Mode 1	Pass	AV	1.264M	31.63	46.00	-14.37	Neutral	-
Mode 1	Pass	QP	4.933M	39.69	56.00	-16.31	Neutral	-
Mode 1	Pass	AV	4.933M	33.88	46.00	-12.12	Neutral	-
Mode 1	Pass	QP	12.504M	41.07	60.00	-18.93	Neutral	-
Mode 1	Pass	AV	12.504M	34.32	50.00	-15.68	Neutral	-

Conducted Emissions at Powerline_Mode 1



Type	Freq (Hz)	Level (dBuV)	Limit (dBuV)	Margin (dB)	Factor (dB)	Condition	Comment	Raw (dBuV)	LISN (dB)	CL (dB)	AT (dB)
QP	169.084k	50.77	65.01	-14.24	19.63	Line	-	31.14	9.69	0.03	9.91
AV	169.084k	33.19	55.01	-21.82	19.63	Line	-	13.56	9.69	0.03	9.91
QP	213.989k	45.07	63.06	-17.99	19.63	Line	-	25.44	9.69	0.03	9.91
AV	213.989k	34.65	53.06	-18.41	19.63	Line	-	15.02	9.69	0.03	9.91
QP	438.995k	47.41	57.09	-9.68	19.63	Line	-	27.78	9.68	0.04	9.91
AV	438.995k	36.83	47.09	-10.26	19.63	Line	-	17.20	9.68	0.04	9.91
QP	2.947M	32.09	56.00	-23.91	19.74	Line	-	12.35	9.71	0.11	9.92
AV	2.947M	21.59	46.00	-24.41	19.74	Line	-	1.85	9.71	0.11	9.92
QP	13.223M	33.03	60.00	-26.97	19.95	Line	-	13.08	9.80	0.22	9.93
AV	13.223M	27.56	50.00	-22.44	19.95	Line	-	7.61	9.80	0.22	9.93
QP	21.348M	36.17	60.00	-23.83	20.00	Line	-	16.17	9.79	0.28	9.93
AV	21.348M	30.81	50.00	-19.19	20.00	Line	-	10.81	9.79	0.28	9.93

Conducted Emissions at Powerline_Mode 1



Type	Freq (Hz)	Level (dBuV)	Limit (dBuV)	Margin (dB)	Factor (dB)	Condition	Comment	Raw (dBuV)	LISN (dB)	CL (dB)	AT (dB)
QP	170.439k	48.25	64.93	-16.68	19.67	Neutral	-	28.58	9.73	0.03	9.91
AV	170.439k	36.77	54.93	-18.16	19.67	Neutral	-	17.10	9.73	0.03	9.91
QP	444.284k	48.84	56.98	-8.14	19.67	Neutral	-	29.17	9.72	0.04	9.91
AV	444.284k	36.93	46.98	-10.05	19.67	Neutral	-	17.26	9.72	0.04	9.91
QP	904.195k	42.28	56.00	-13.72	19.70	Neutral	-	22.58	9.73	0.05	9.92
AV	904.195k	31.14	46.00	-14.86	19.70	Neutral	-	11.44	9.73	0.05	9.92
QP	1.264M	41.73	56.00	-14.27	19.71	Neutral	-	22.02	9.73	0.06	9.92
AV	1.264M	31.63	46.00	-14.37	19.71	Neutral	-	11.92	9.73	0.06	9.92
QP	4.933M	39.69	56.00	-16.31	19.85	Neutral	-	19.84	9.79	0.14	9.92
AV	4.933M	33.88	46.00	-12.12	19.85	Neutral	-	14.03	9.79	0.14	9.92
QP	12.504M	41.07	60.00	-18.93	20.06	Neutral	-	21.01	9.92	0.21	9.93
AV	12.504M	34.32	50.00	-15.68	20.06	Neutral	-	14.26	9.92	0.21	9.93



Summary

Mode	Max-N dB (Hz)	Max-OBW (Hz)	ITU-Code	Min-N dB (Hz)	Min-OBW (Hz)
2.4-2.4835GHz	-	-	-	-	-
802.11b_Nss1,(1Mbps)_2TX	8.575M	13.293M	13M3G1D	7.1M	12.869M
802.11g_Nss1,(6Mbps)_2TX	15.05M	16.367M	16M4D1D	13.775M	16.242M
802.11ax HEW20_Nss1,(MCS0)_2TX	16.8M	18.891M	18M9D1D	10.075M	18.691M
802.11ax HEW40_Nss1,(MCS0)_2TX	37.2M	37.981M	38M0D1D	30.95M	37.431M

Max-N dB = Maximum 6dB down bandwidth; Max-OBW = Maximum 99% occupied bandwidth;
Min-N dB = Minimum 6dB down bandwidth; Min-OBW = Minimum 99% occupied bandwidth



Result

Mode	Result	Limit (Hz)	Port 1-N dB (Hz)	Port 1-OBW (Hz)	Port 2-N dB (Hz)	Port 2-OBW (Hz)
802.11b_Nss1,(1Mbps)_2TX	-	-	-	-	-	-
2412MHz	Pass	500k	8M	13.268M	7.1M	13.293M
2437MHz	Pass	500k	8.575M	12.969M	7.575M	13.268M
2462MHz	Pass	500k	8.55M	12.869M	8.1M	13.118M
802.11g_Nss1,(6Mbps)_2TX	-	-	-	-	-	-
2412MHz	Pass	500k	13.775M	16.267M	15.05M	16.242M
2437MHz	Pass	500k	15.05M	16.292M	15M	16.367M
2462MHz	Pass	500k	14.975M	16.342M	15M	16.292M
802.11ax HEW20_Nss1,(MCS0)_2TX	-	-	-	-	-	-
2412MHz	Pass	500k	10.075M	18.691M	14.925M	18.766M
2437MHz	Pass	500k	15.025M	18.841M	13.725M	18.891M
2462MHz	Pass	500k	13.7M	18.841M	16.8M	18.716M
802.11ax HEW40_Nss1,(MCS0)_2TX	-	-	-	-	-	-
2422MHz	Pass	500k	30.95M	37.431M	31.25M	37.431M
2437MHz	Pass	500k	36.1M	37.981M	37.2M	37.881M
2452MHz	Pass	500k	33.5M	37.631M	36M	37.781M

Port X-N dB = Port X 6dB down bandwidth;
 Port X-OBW = Port X 99% occupied bandwidth

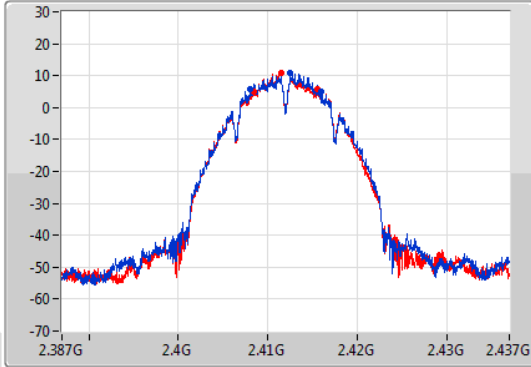
802.11b_Nss1,(1Mbps)_2TX

EBW

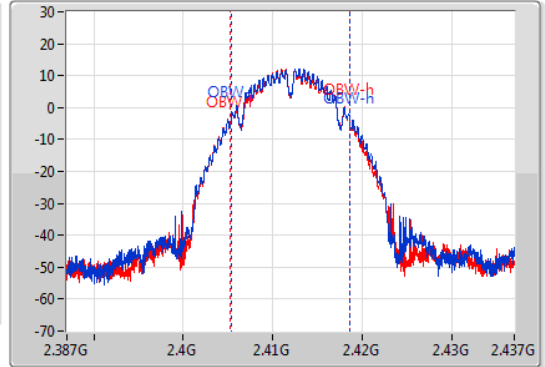
2412MHz

21/07/2022

CF
2.412GHz
Span
50MHz
RBW
100kHz
VBW
300kHz
Sweep Time
100ms
Detector Type
Peak



CF
2.412GHz
Span
50MHz
RBW
300kHz
VBW
1MHz
Sweep Time
100ms
Detector Type
Sample



6dB(Hz)	Fl-6dB(Hz)	Fh-6dB(Hz)	OBW(Hz)	Fl-OBW(Hz)	Fh-OBW(Hz)	Limit(Hz)	Port
8M	2.408G	2.416G	13.268M	2.405378G	2.418647G	500k	1
7.1M	2.40845G	2.41555G	13.293M	2.405253G	2.418547G	500k	2

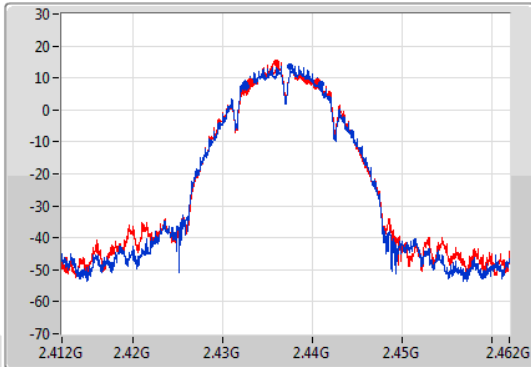
802.11b_Nss1,(1Mbps)_2TX

EBW

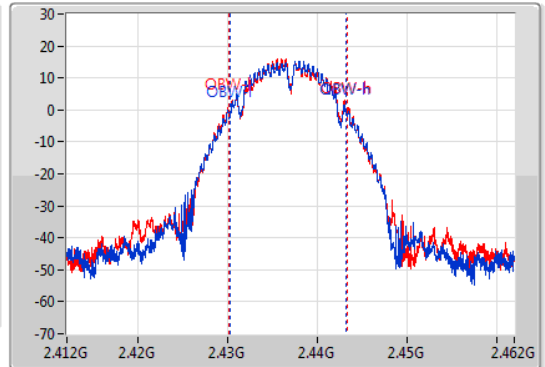
2437MHz

21/07/2022

CF
2.437GHz
Span
50MHz
RBW
100kHz
VBW
300kHz
Sweep Time
100ms
Detector Type
Peak



CF
2.437GHz
Span
50MHz
RBW
300kHz
VBW
1MHz
Sweep Time
100ms
Detector Type
Sample



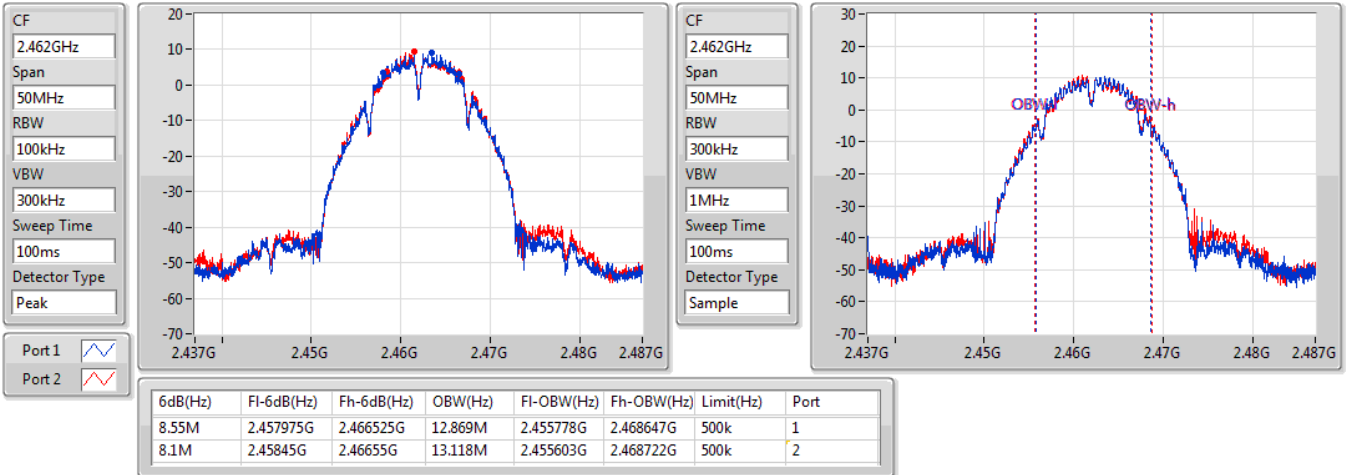
6dB(Hz)	Fl-6dB(Hz)	Fh-6dB(Hz)	OBW(Hz)	Fl-OBW(Hz)	Fh-OBW(Hz)	Limit(Hz)	Port
8.575M	2.43245G	2.441025G	12.969M	2.430253G	2.443222G	500k	1
7.575M	2.432975G	2.44055G	13.268M	2.430053G	2.443322G	500k	2

802.11b_Nss1,(1Mbps)_2TX

EBW

2462MHz

21/07/2022

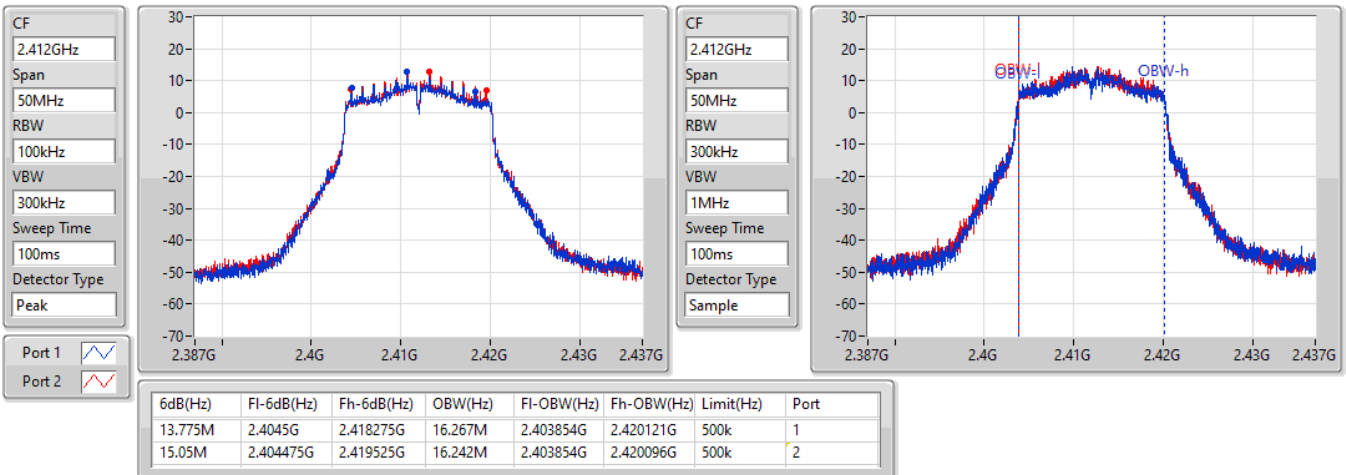


802.11g_Nss1,(6Mbps)_2TX

EBW

2412MHz

08/07/2022

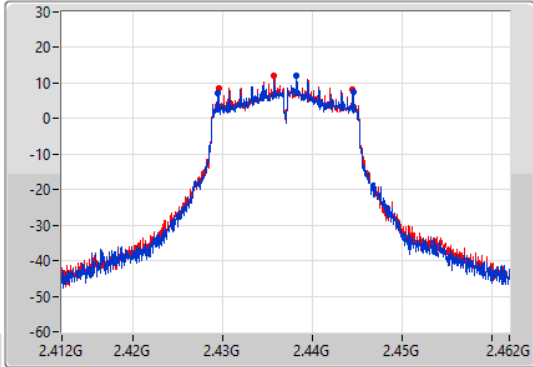


802.11g_Nss1,(6Mbps)_2TX

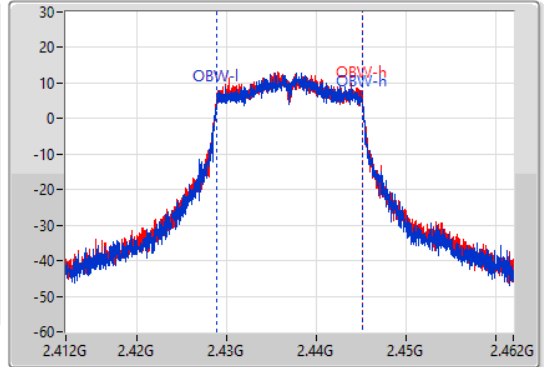
2437MHz

08/07/2022

CF
2.437GHz
Span
50MHz
RBW
100kHz
VBW
300kHz
Sweep Time
100ms
Detector Type
Peak



CF
2.437GHz
Span
50MHz
RBW
300kHz
VBW
1MHz
Sweep Time
100ms
Detector Type
Sample



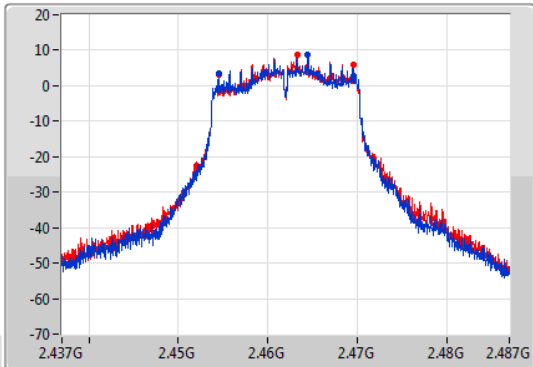
6dB(Hz)	Fl-6dB(Hz)	Fh-6dB(Hz)	OBW(Hz)	Fl-OBW(Hz)	Fh-OBW(Hz)	Limit(Hz)	Port
15.05M	2.429475G	2.444525G	16.292M	2.428829G	2.445121G	500k	1
15M	2.4295G	2.4445G	16.367M	2.428804G	2.445171G	500k	2

802.11g_Nss1,(6Mbps)_2TX

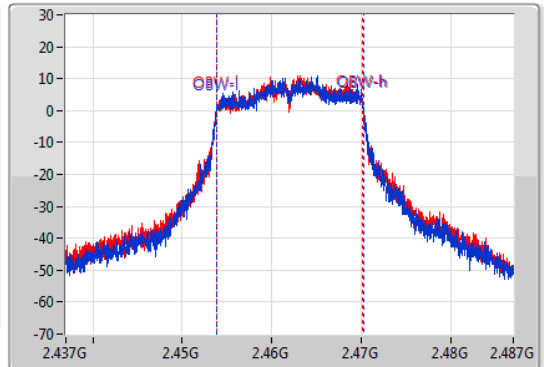
2462MHz

21/07/2022

CF
2.462GHz
Span
50MHz
RBW
100kHz
VBW
300kHz
Sweep Time
100ms
Detector Type
Peak



CF
2.462GHz
Span
50MHz
RBW
300kHz
VBW
1MHz
Sweep Time
100ms
Detector Type
Sample



6dB(Hz)	Fl-6dB(Hz)	Fh-6dB(Hz)	OBW(Hz)	Fl-OBW(Hz)	Fh-OBW(Hz)	Limit(Hz)	Port
14.975M	2.45455G	2.469525G	16.342M	2.453879G	2.470221G	500k	1
15M	2.454525G	2.469525G	16.292M	2.453904G	2.470196G	500k	2

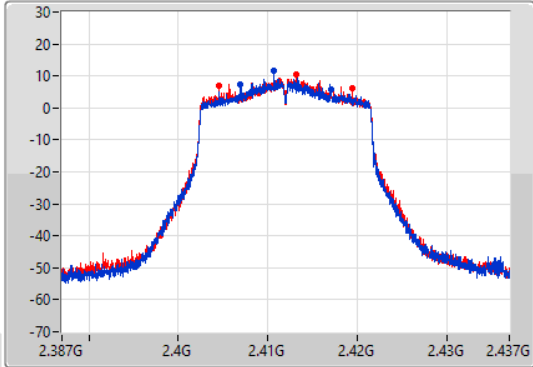
802.11ax HEW20_Nss1,(MCS0)_2TX

EBW

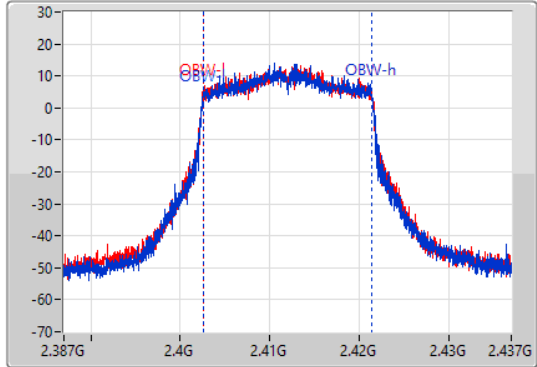
2412MHz

08/07/2022

CF
2.412GHz
Span
50MHz
RBW
100kHz
VBW
300kHz
Sweep Time
100ms
Detector Type
Peak



CF
2.412GHz
Span
50MHz
RBW
300kHz
VBW
1MHz
Sweep Time
100ms
Detector Type
Sample



6dB(Hz)	Fl-6dB(Hz)	Fh-6dB(Hz)	OBW(Hz)	Fl-OBW(Hz)	Fh-OBW(Hz)	Limit(Hz)	Port
10.075M	2.406975G	2.41705G	18.691M	2.402655G	2.421345G	500k	1
14.925M	2.404525G	2.41945G	18.766M	2.402605G	2.42137G	500k	2

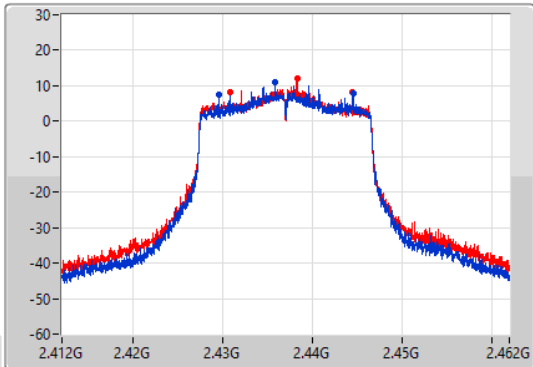
802.11ax HEW20_Nss1,(MCS0)_2TX

EBW

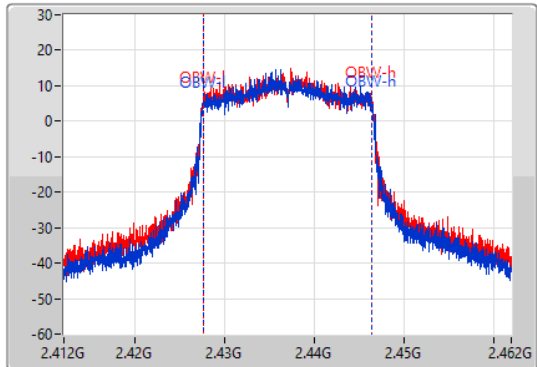
2437MHz

08/07/2022

CF
2.437GHz
Span
50MHz
RBW
100kHz
VBW
300kHz
Sweep Time
100ms
Detector Type
Peak



CF
2.437GHz
Span
50MHz
RBW
300kHz
VBW
1MHz
Sweep Time
100ms
Detector Type
Sample



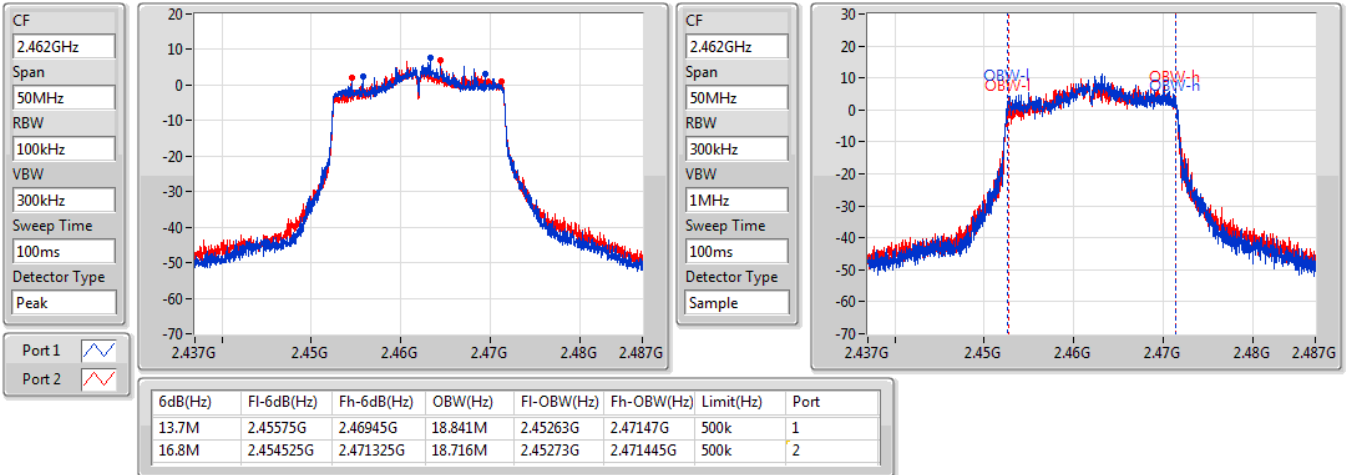
6dB(Hz)	Fl-6dB(Hz)	Fh-6dB(Hz)	OBW(Hz)	Fl-OBW(Hz)	Fh-OBW(Hz)	Limit(Hz)	Port
15.025M	2.4295G	2.444525G	18.841M	2.42758G	2.44642G	500k	1
13.725M	2.430775G	2.4445G	18.891M	2.427555G	2.446445G	500k	2

802.11ax HEW20_Nss1,(MCS0)_2TX

EBW

2462MHz

21/07/2022

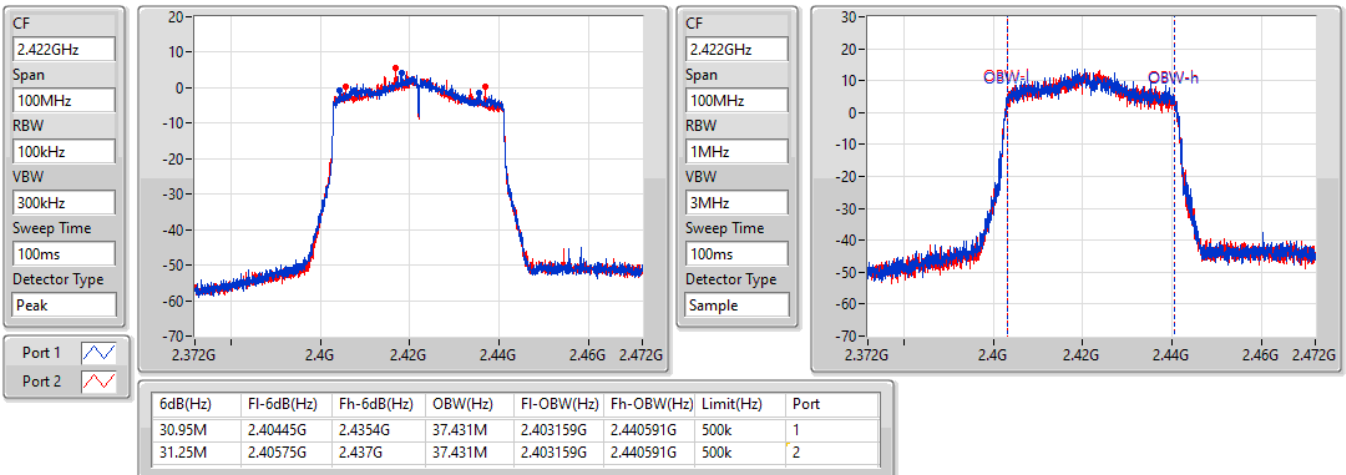


802.11ax HEW40_Nss1,(MCS0)_2TX

EBW

2422MHz

08/07/2022



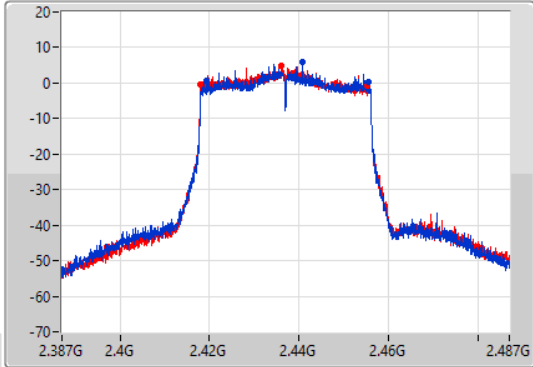
802.11ax HEW40_Nss1,(MCS0)_2TX

EBW

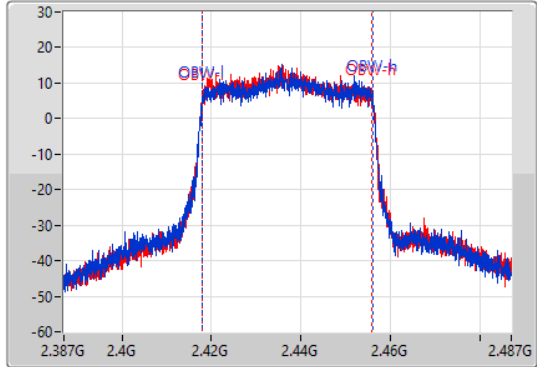
2437MHz

08/07/2022

CF
2.437GHz
Span
100MHz
RBW
100kHz
VBW
300kHz
Sweep Time
100ms
Detector Type
Peak



CF
2.437GHz
Span
100MHz
RBW
1MHz
VBW
3MHz
Sweep Time
100ms
Detector Type
Sample



6dB(Hz)	Fl-6dB(Hz)	Fh-6dB(Hz)	OBW(Hz)	Fl-OBW(Hz)	Fh-OBW(Hz)	Limit(Hz)	Port
36.1M	2.41945G	2.45555G	37.981M	2.418009G	2.455991G	500k	1
37.2M	2.418G	2.4552G	37.881M	2.418009G	2.455891G	500k	2

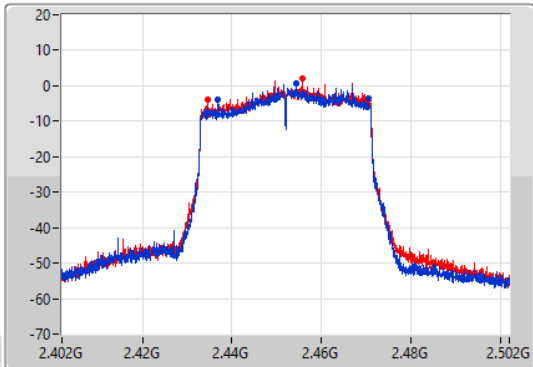
802.11ax HEW40_Nss1,(MCS0)_2TX

EBW

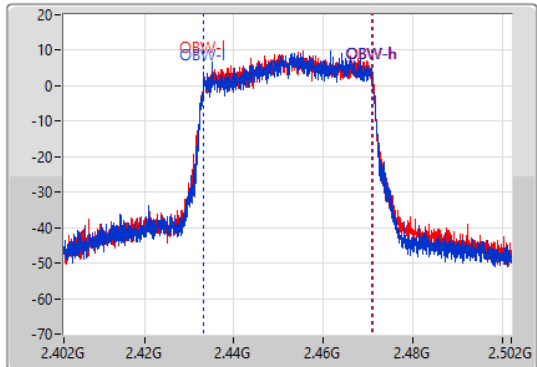
2452MHz

08/07/2022

CF
2.452GHz
Span
100MHz
RBW
100kHz
VBW
300kHz
Sweep Time
100ms
Detector Type
Peak



CF
2.452GHz
Span
100MHz
RBW
1MHz
VBW
3MHz
Sweep Time
100ms
Detector Type
Sample



6dB(Hz)	Fl-6dB(Hz)	Fh-6dB(Hz)	OBW(Hz)	Fl-OBW(Hz)	Fh-OBW(Hz)	Limit(Hz)	Port
33.5M	2.43695G	2.47045G	37.631M	2.433309G	2.470941G	500k	1
36M	2.43455G	2.47055G	37.781M	2.433259G	2.47104G	500k	2



Summary

Mode	Total Power (dBm)	Total Power (W)
2.4-2.4835GHz	-	-
802.11b_Nss1,(1Mbps)_2TX	26.86	0.48529
802.11g_Nss1,(6Mbps)_2TX	24.74	0.29785
802.11ax HEW20_Nss1,(MCS0)_2TX	24.59	0.28774
802.11ax HEW40_Nss1,(MCS0)_2TX	22.45	0.17579



Result

Mode	Result	DG (dBi)	Port 1 (dBm)	Port 2 (dBm)	Total Power (dBm)	Power Limit (dBm)
802.11b_Nss1,(1Mbps)_2TX	-	-	-	-	-	-
2412MHz	Pass	4.20	20.42	20.12	23.28	30.00
2417MHz	Pass	4.20	21.78	21.26	24.54	30.00
2437MHz	Pass	4.20	23.83	23.86	26.86	30.00
2457MHz	Pass	4.20	19.52	19.60	22.57	30.00
2462MHz	Pass	4.20	18.91	19.02	21.98	30.00
802.11g_Nss1,(6Mbps)_2TX	-	-	-	-	-	-
2412MHz	Pass	4.20	20.36	20.02	23.20	30.00
2437MHz	Pass	4.20	21.74	21.71	24.74	30.00
2457MHz	Pass	4.20	21.11	21.48	24.31	30.00
2462MHz	Pass	4.20	18.56	18.79	21.69	30.00
802.11ax HEW20_Nss1,(MCS0)_2TX	-	-	-	-	-	-
2412MHz	Pass	4.20	19.33	19.04	22.20	30.00
2417MHz	Pass	4.20	20.86	20.87	23.88	30.00
2437MHz	Pass	4.20	21.54	21.61	24.59	30.00
2457MHz	Pass	4.20	21.10	21.40	24.26	30.00
2462MHz	Pass	4.20	17.15	17.08	20.13	30.00
802.11ax HEW40_Nss1,(MCS0)_2TX	-	-	-	-	-	-
2422MHz	Pass	4.20	17.53	17.18	20.37	30.00
2427MHz	Pass	4.20	18.48	18.60	21.55	30.00
2437MHz	Pass	4.20	19.54	19.34	22.45	30.00
2447MHz	Pass	4.20	17.36	17.25	20.32	30.00
2452MHz	Pass	4.20	16.02	15.97	19.01	30.00

DG = Directional Gain; Port X = Port X output power



Summary

Mode	Total Power (dBm)	Total Power (W)
2.4-2.4835GHz	-	-
802.11ax HEW20-BF_Nss1,(MCS0)_2TX	24.48	0.28054
802.11ax HEW40-BF_Nss1,(MCS0)_2TX	22.35	0.17179



Result

Mode	Result	DG (dBi)	Port 1 (dBm)	Port 2 (dBm)	Total Power (dBm)	Power Limit (dBm)
802.11ax HEW20-BF_Nss1,(MCS0)_2TX	-	-	-	-	-	-
2412MHz	Pass	7.01	19.31	19.01	22.17	28.99
2417MHz	Pass	7.01	20.84	20.85	23.86	28.99
2437MHz	Pass	7.01	21.43	21.50	24.48	28.99
2457MHz	Pass	7.01	21.05	21.35	24.21	28.99
2462MHz	Pass	7.01	17.10	17.03	20.08	28.99
802.11ax HEW40-BF_Nss1,(MCS0)_2TX	-	-	-	-	-	-
2422MHz	Pass	7.01	17.49	17.14	20.33	28.99
2427MHz	Pass	7.01	18.37	18.49	21.44	28.99
2437MHz	Pass	7.01	19.44	19.24	22.35	28.99
2447MHz	Pass	7.01	17.25	17.14	20.21	28.99
2452MHz	Pass	7.01	16.00	15.95	18.99	28.99

DG = Directional Gain; Port X = Port X output power



Summary

Mode	PD (dBm/RBW)
2.4-2.4835GHz	-
802.11b_Nss1,(1Mbps)_2TX	3.29
802.11g_Nss1,(6Mbps)_2TX	-2.94
802.11ax HEW20_Nss1,(MCS0)_2TX	-2.40
802.11ax HEW40_Nss1,(MCS0)_2TX	-6.54

RBW = 3kHz:



Result

Mode	Result	DG (dBi)	Port 1 (dBm/RBW)	Port 2 (dBm/RBW)	PD (dBm/RBW)	PD Limit (dBm/RBW)
802.11b_Nss1,(1Mbps)_2TX	-	-	-	-	-	-
2412MHz	Pass	7.01	-2.92	-3.29	-0.50	6.99
2437MHz	Pass	7.01	-0.20	1.01	3.29	6.99
2462MHz	Pass	7.01	-5.16	-4.63	-2.12	6.99
802.11g_Nss1,(6Mbps)_2TX	-	-	-	-	-	-
2412MHz	Pass	7.01	-7.19	-5.27	-4.05	6.99
2437MHz	Pass	7.01	-5.02	-3.72	-2.94	6.99
2462MHz	Pass	7.01	-7.87	-6.02	-4.89	6.99
802.11ax HEW20_Nss1,(MCS0)_2TX	-	-	-	-	-	-
2412MHz	Pass	7.01	-6.03	-6.39	-4.43	6.99
2437MHz	Pass	7.01	-4.28	-4.69	-2.40	6.99
2462MHz	Pass	7.01	-7.34	-8.19	-6.12	6.99
802.11ax HEW40_Nss1,(MCS0)_2TX	-	-	-	-	-	-
2422MHz	Pass	7.01	-10.57	-9.91	-8.58	6.99
2437MHz	Pass	7.01	-7.05	-8.95	-6.54	6.99
2452MHz	Pass	7.01	-11.91	-11.98	-10.73	6.99

DG = Directional Gain; RBW = 3kHz;
 PD = trace bin-by-bin of each transmits port summing can be performed maximum power density; Port X = Port X Power Density;

802.11b_Nss1,(1Mbps)_2TX

PSD

2412MHz

21/07/2022

CF
2.412GHz

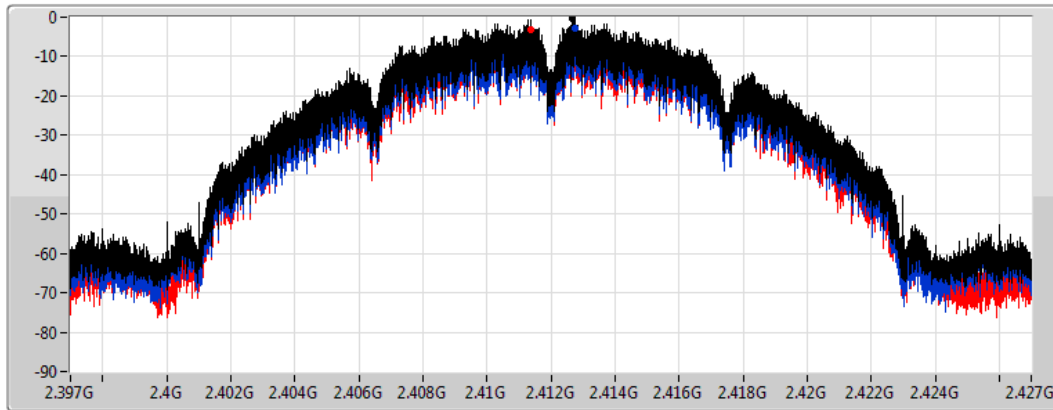
Span
30MHz


RBW
3kHz


VBW
10kHz


Sweep Time
4.424357ms

Detector Type
Peak



Sum 

Port 1 

Port 2 

Sum	PD	Port 1	Port 2
(dBm/RBW)	(dBm/RBW)	(dBm/RBW)	(dBm/RBW)
-0.50	-0.50	-2.92	-3.29

802.11b_Nss1,(1Mbps)_2TX

PSD

2437MHz

21/07/2022

CF
2.437GHz

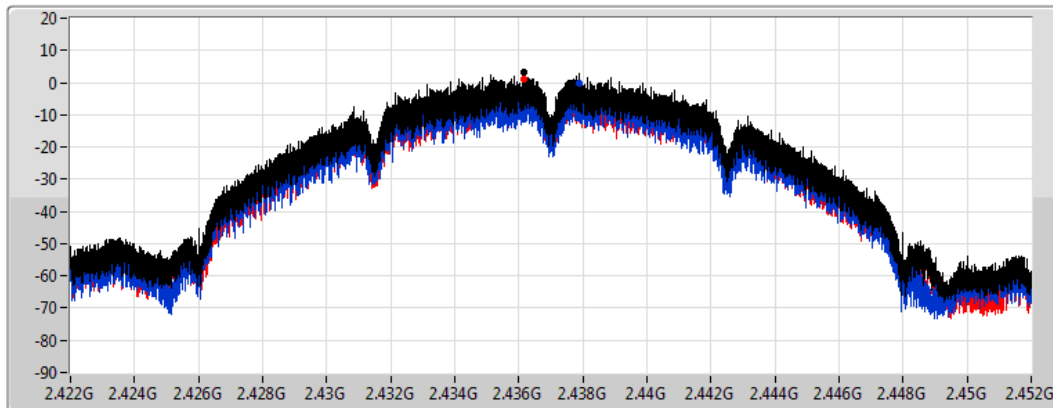
Span
30MHz


RBW
3kHz


VBW
10kHz


Sweep Time
4.424357ms

Detector Type
Peak



Sum 

Port 1 

Port 2 

Sum	PD	Port 1	Port 2
(dBm/RBW)	(dBm/RBW)	(dBm/RBW)	(dBm/RBW)
3.29	3.29	-0.20	1.01

802.11b_Nss1,(1Mbps)_2TX

PSD

2462MHz

21/07/2022

CF
2.462GHz

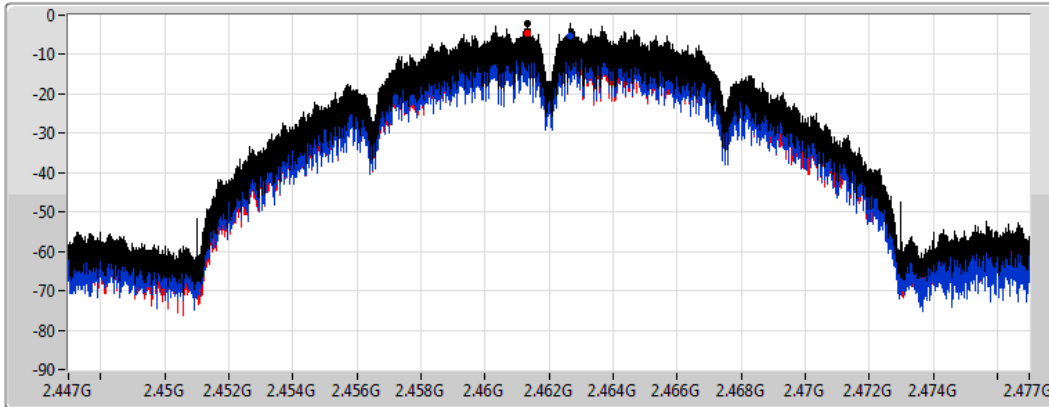
Span
30MHz


RBW
3kHz


VBW
10kHz


Sweep Time
4.424357ms

Detector Type
Peak



Sum 

Port 1 

Port 2 

Sum	PD	Port 1	Port 2
(dBm/RBW)	(dBm/RBW)	(dBm/RBW)	(dBm/RBW)
-2.12	-2.12	-5.16	-4.63

802.11g_Nss1,(6Mbps)_2TX

PSD

2412MHz

21/07/2022

CF
2.412GHz

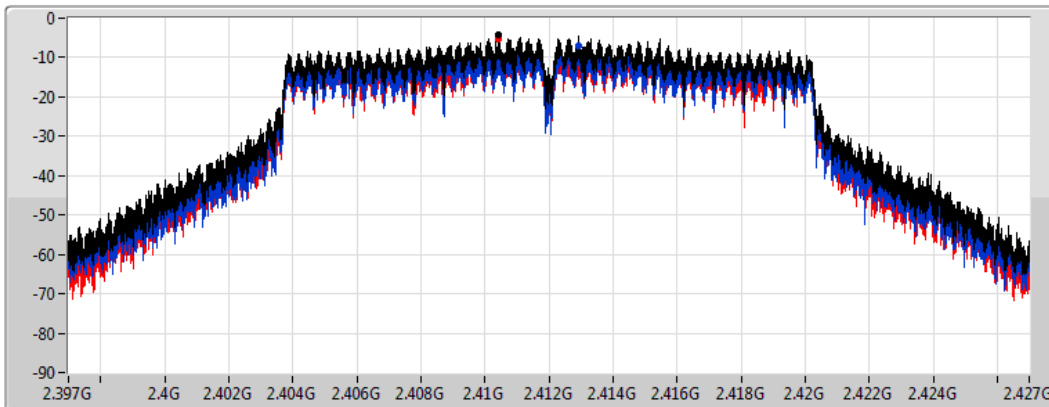
Span
30MHz


RBW
3kHz


VBW
10kHz


Sweep Time
4.424357ms

Detector Type
Peak



Sum 

Port 1 

Port 2 

Sum	PD	Port 1	Port 2
(dBm/RBW)	(dBm/RBW)	(dBm/RBW)	(dBm/RBW)
-4.05	-4.05	-7.19	-5.27

802.11g_Nss1,(6Mbps)_2TX

PSD

2437MHz

21/07/2022

CF
2.437GHz

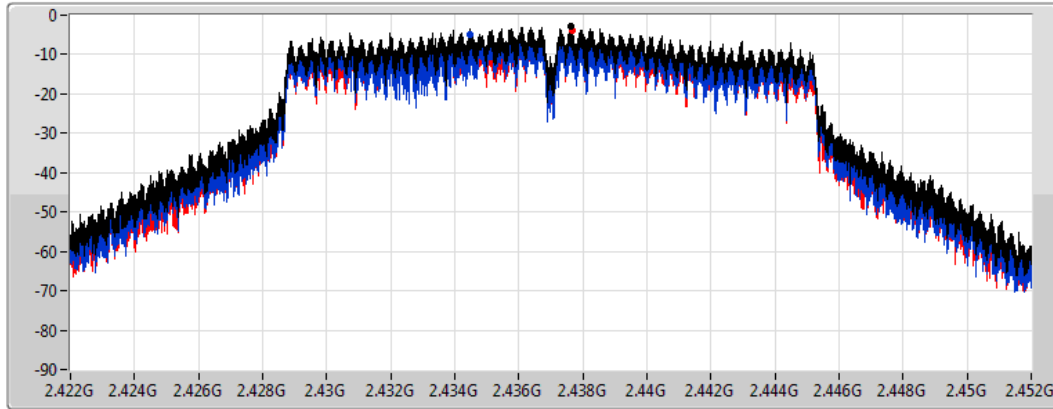
Span
30MHz

RBW
3kHz

VBW
10kHz

Sweep Time
4.424357ms

Detector Type
Peak



Sum

Port 1

Port 2

Sum	PD	Port 1	Port 2
(dBm/RBW)	(dBm/RBW)	(dBm/RBW)	(dBm/RBW)
-2.94	-2.94	-5.02	-3.72

802.11g_Nss1,(6Mbps)_2TX

PSD

2462MHz

21/07/2022

CF
2.462GHz

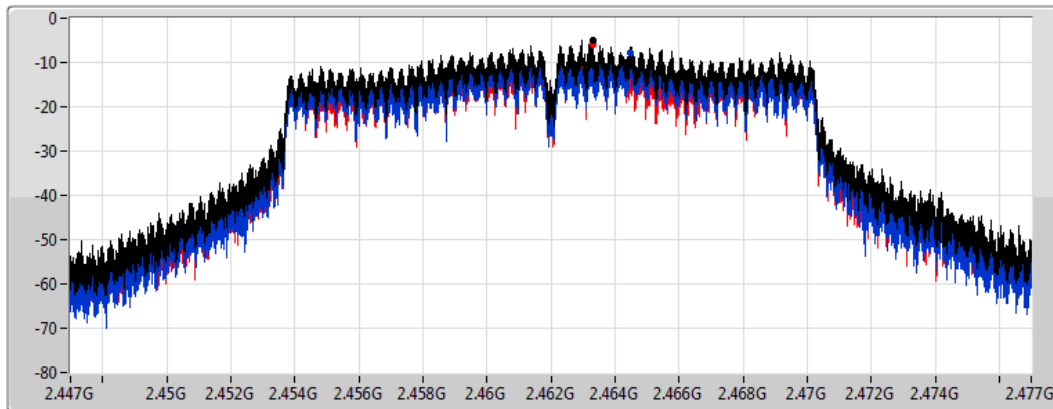
Span
30MHz

RBW
3kHz

VBW
10kHz

Sweep Time
4.424357ms

Detector Type
Peak



Sum

Port 1

Port 2

Sum	PD	Port 1	Port 2
(dBm/RBW)	(dBm/RBW)	(dBm/RBW)	(dBm/RBW)
-4.89	-4.89	-7.87	-6.02

802.11ax HEW20_Nss1,(MCS0)_2TX

PSD

2412MHz

21/07/2022

CF
2.412GHz

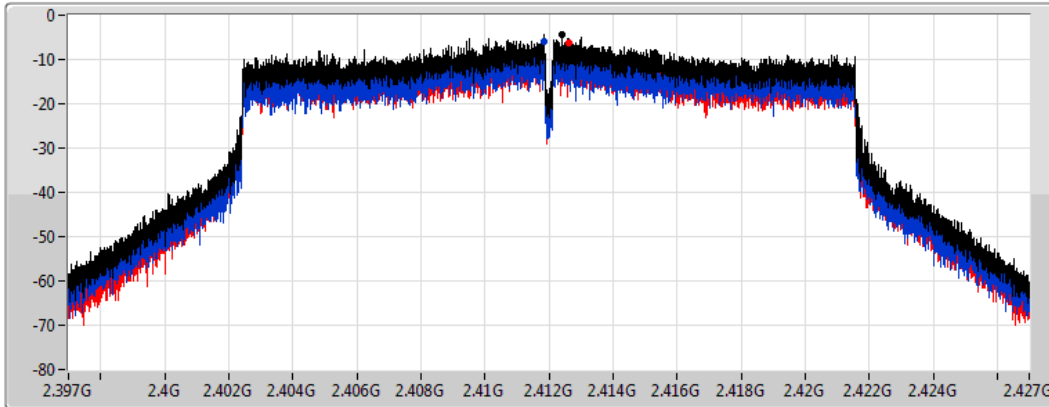
Span
30MHz


RBW
3kHz


VBW
10kHz


Sweep Time
4.424357ms

Detector Type
Peak



Sum 

Port 1 

Port 2 

Sum	PD	Port 1	Port 2
(dBm/RBW)	(dBm/RBW)	(dBm/RBW)	(dBm/RBW)
-4.43	-4.43	-6.03	-6.39

802.11ax HEW20_Nss1,(MCS0)_2TX

PSD

2437MHz

21/07/2022

CF
2.437GHz

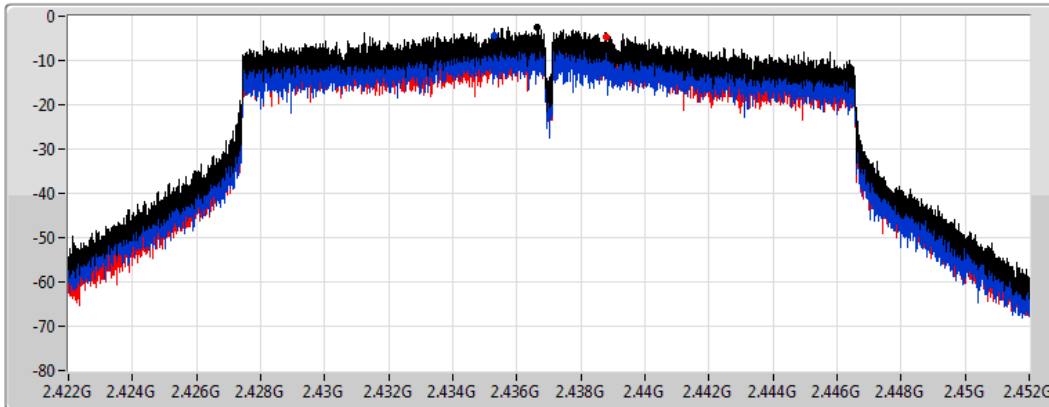
Span
30MHz


RBW
3kHz


VBW
10kHz


Sweep Time
4.424357ms

Detector Type
Peak



Sum 

Port 1 

Port 2 

Sum	PD	Port 1	Port 2
(dBm/RBW)	(dBm/RBW)	(dBm/RBW)	(dBm/RBW)
-2.40	-2.40	-4.28	-4.69

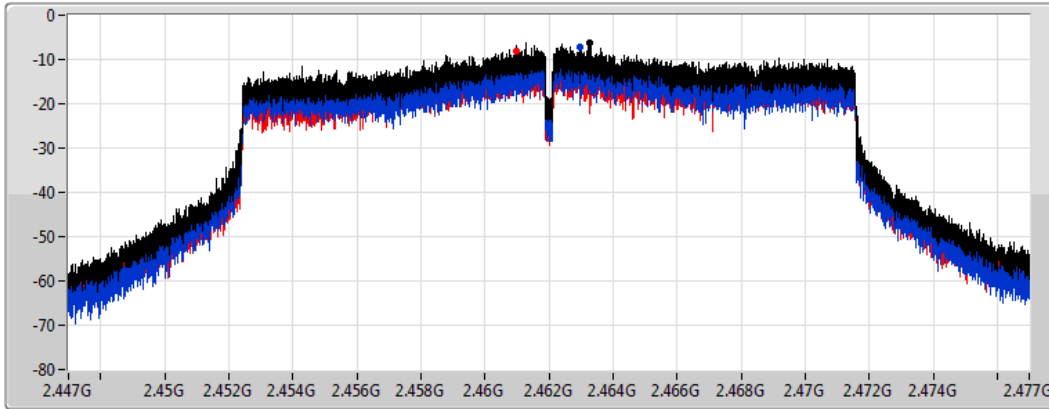
802.11ax HEW20_Nss1,(MCS0)_2TX




PSD

2462MHz

21/07/2022

CF
2.462GHz
Span
30MHz
RBW
3kHz
VBW
10kHz
Sweep Time
4.424357ms
Detector Type
Peak



Sum 
Port 1 
Port 2 

Sum	PD	Port 1	Port 2
(dBm/RBW)	(dBm/RBW)	(dBm/RBW)	(dBm/RBW)
-6.12	-6.12	-7.34	-8.19

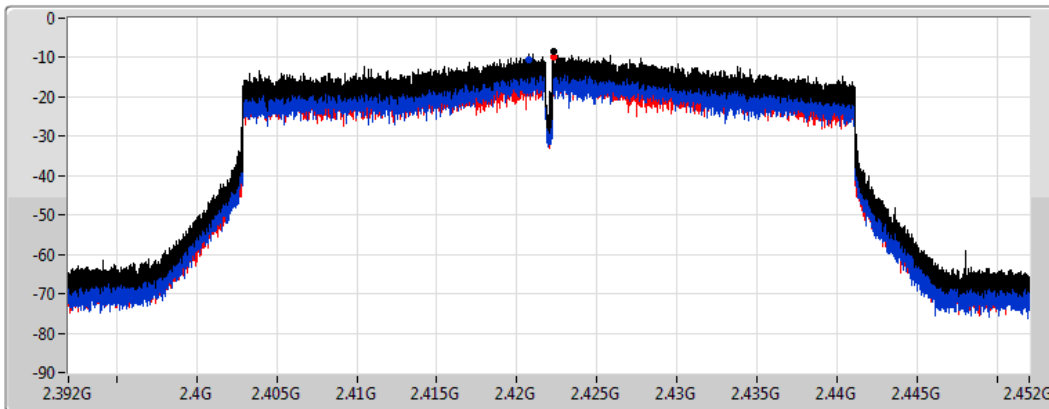
802.11ax HEW40_Nss1,(MCS0)_2TX




PSD

2422MHz

21/07/2022

CF
2.422GHz
Span
60MHz
RBW
3kHz
VBW
10kHz
Sweep Time
8.848933ms
Detector Type
Peak



Sum 
Port 1 
Port 2 

Sum	PD	Port 1	Port 2
(dBm/RBW)	(dBm/RBW)	(dBm/RBW)	(dBm/RBW)
-8.58	-8.58	-10.57	-9.91

802.11ax HEW40_Nss1,(MCS0)_2TX

PSD

2437MHz

21/07/2022

CF
2.437GHz

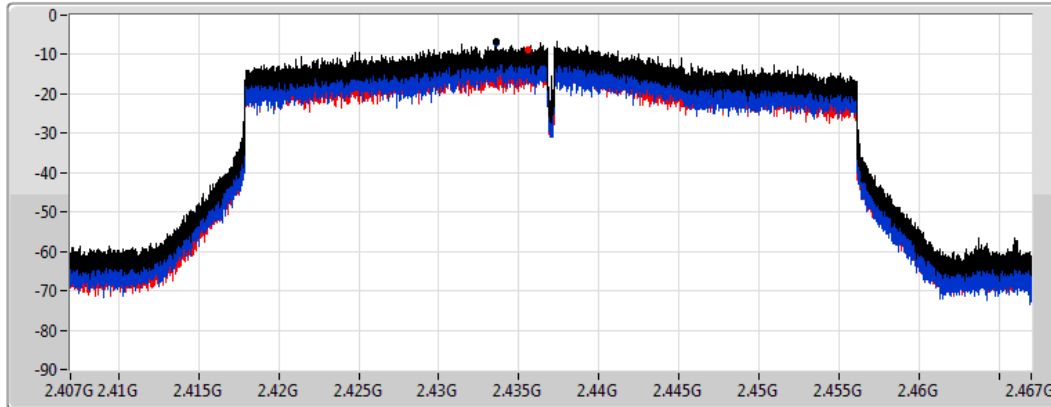
Span
60MHz

RBW
3kHz

VBW
10kHz

Sweep Time
8.848933ms

Detector Type
Peak



Sum

Port 1

Port 2

Sum	PD	Port 1	Port 2
(dBm/RBW)	(dBm/RBW)	(dBm/RBW)	(dBm/RBW)
-6.54	-6.54	-7.05	-8.95

802.11ax HEW40_Nss1,(MCS0)_2TX

PSD

2452MHz

21/07/2022

CF
2.452GHz

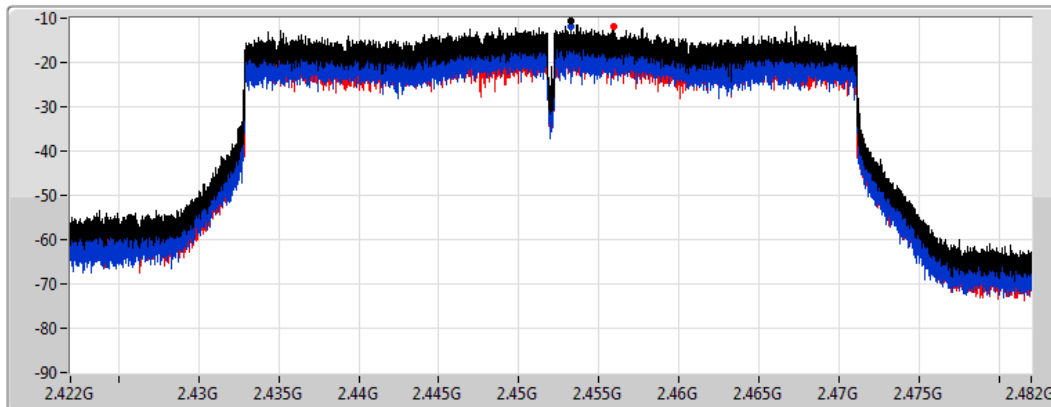
Span
60MHz

RBW
3kHz

VBW
10kHz

Sweep Time
8.848933ms

Detector Type
Peak



Sum

Port 1

Port 2

Sum	PD	Port 1	Port 2
(dBm/RBW)	(dBm/RBW)	(dBm/RBW)	(dBm/RBW)
-10.73	-10.73	-11.91	-11.98



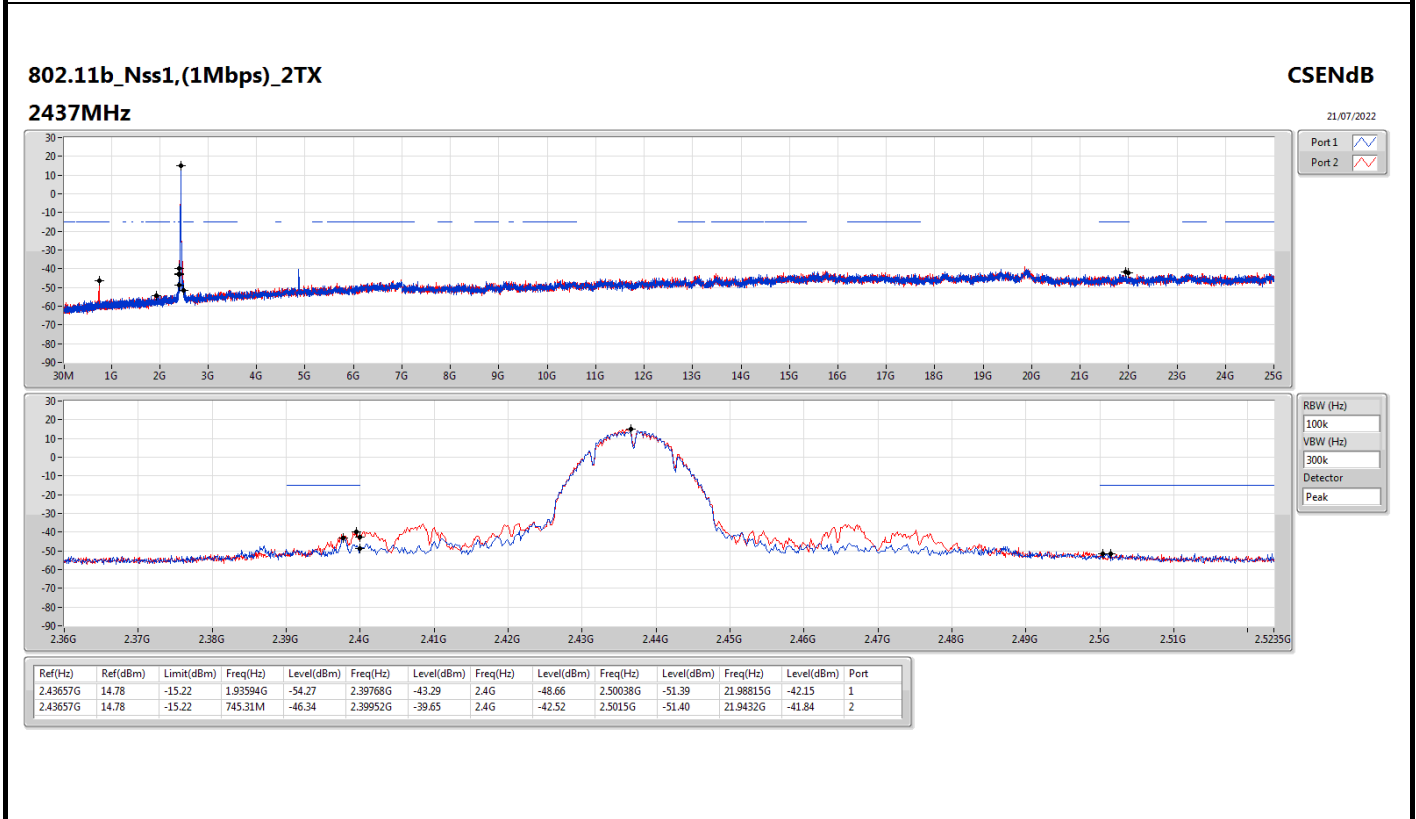
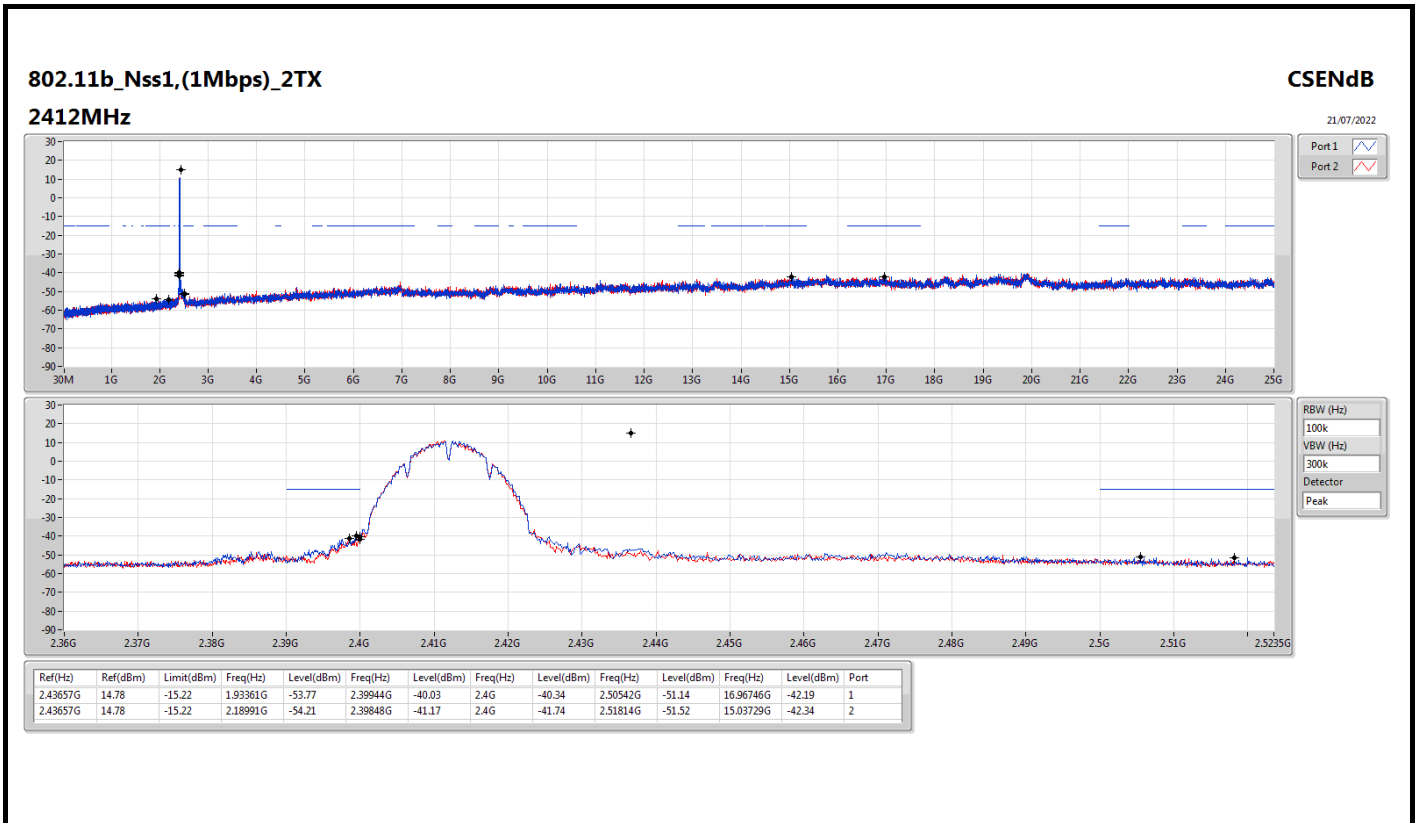
Summary

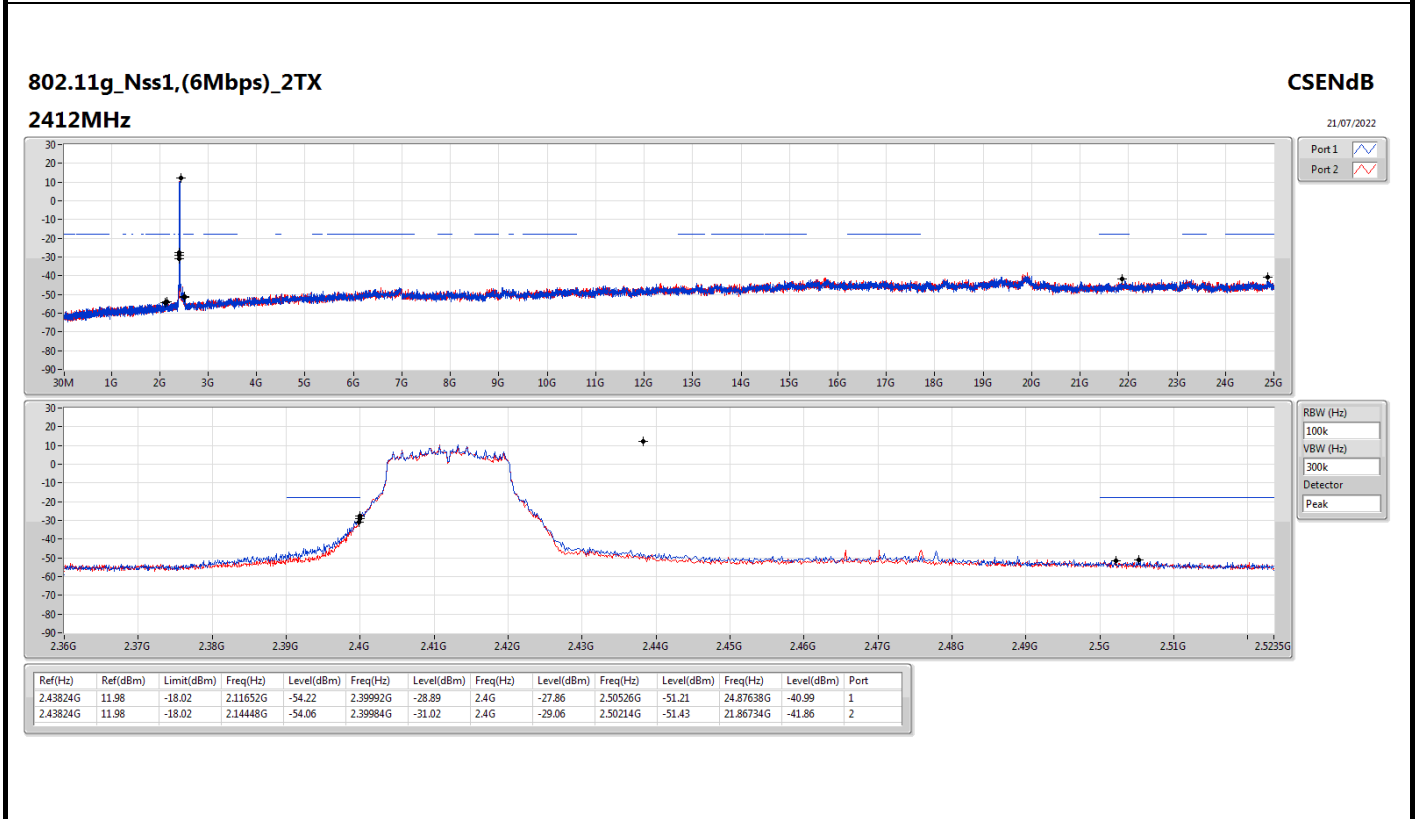
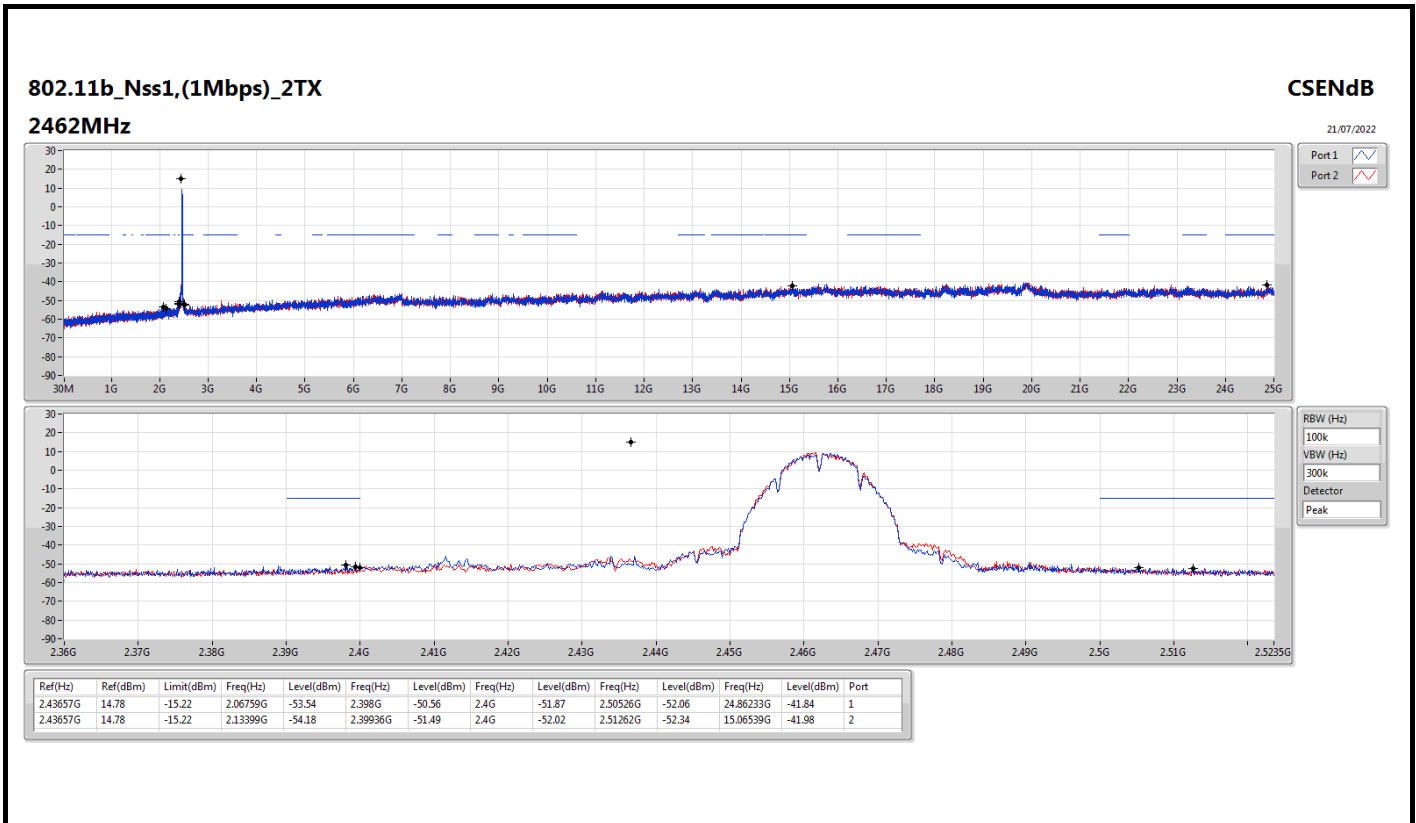
Mode	Result	Ref (Hz)	Ref (dBm)	Limit (dBm)	Freq (Hz)	Level (dBm)	Freq (Hz)	Level (dBm)	Freq (Hz)	Level (dBm)	Freq (Hz)	Level (dBm)	Freq (Hz)	Level (dBm)	Port
2.4-2.4835GHz	-	-	-	-	-	-	-	-	-	-	-	-	-	-	-
802.11b_Nss1,(1Mbps)_2TX	Pass	2.43657G	14.78	-15.22	745.31M	-46.34	2.39952G	-39.65	2.4G	-42.52	2.5015G	-51.40	21.9432G	-41.84	2
802.11g_Nss1,(6Mbps)_2TX	Pass	2.43824G	11.98	-18.02	2.11652G	-54.22	2.39992G	-28.89	2.4G	-27.86	2.50526G	-51.21	24.87638G	-40.99	1
802.11ax HEW20_Nss1,(MCS0)_2TX	Pass	2.43574G	11.10	-18.90	745.31M	-52.12	2.39992G	-28.42	2.4G	-26.72	2.50702G	-51.69	16.56007G	-41.63	1
802.11ax HEW40_Nss1,(MCS0)_2TX	Pass	2.4344G	7.32	-22.68	2.30397G	-54.12	2.4G	-35.31	2.4G	-36.10	2.50414G	-52.23	23.32568G	-41.74	1

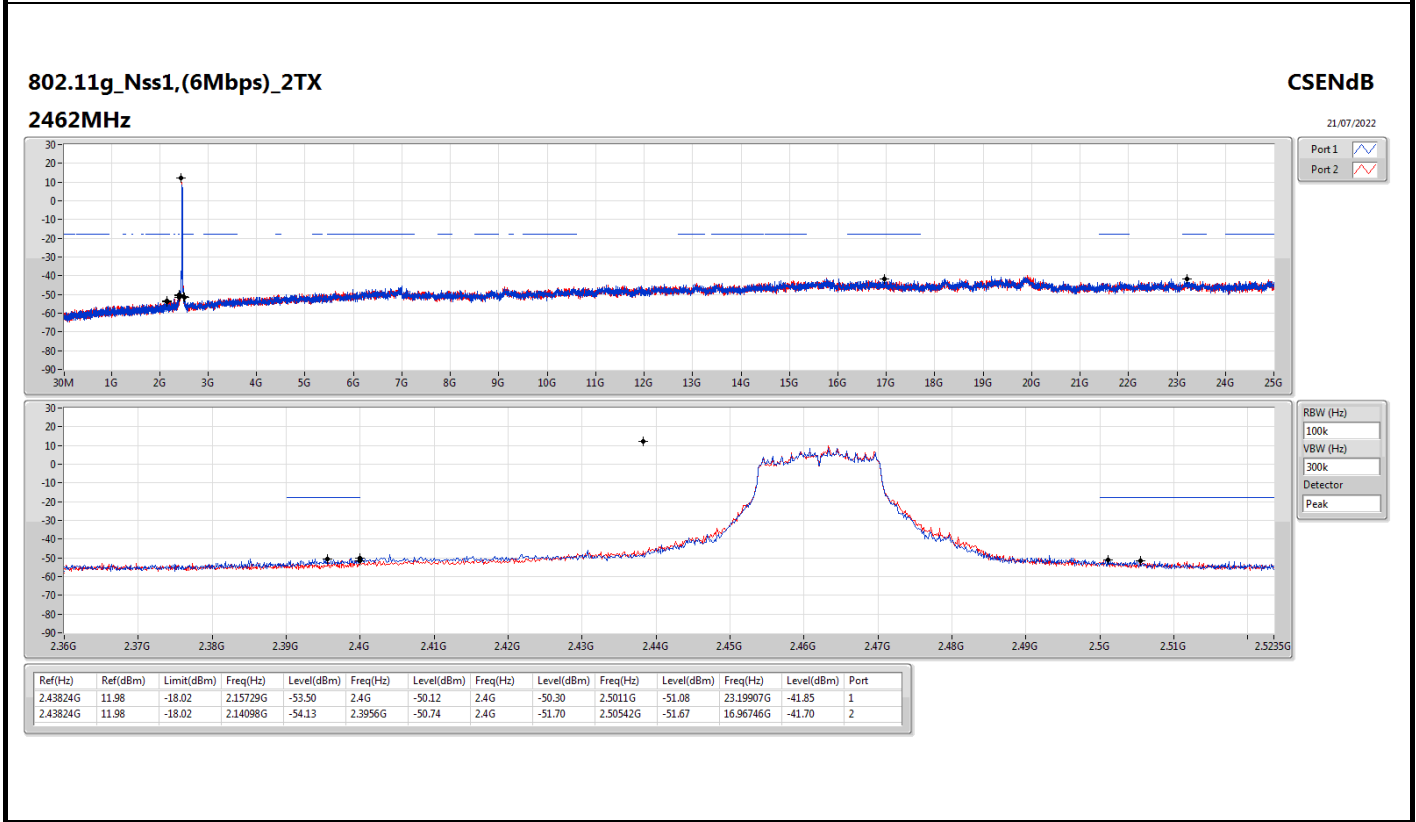
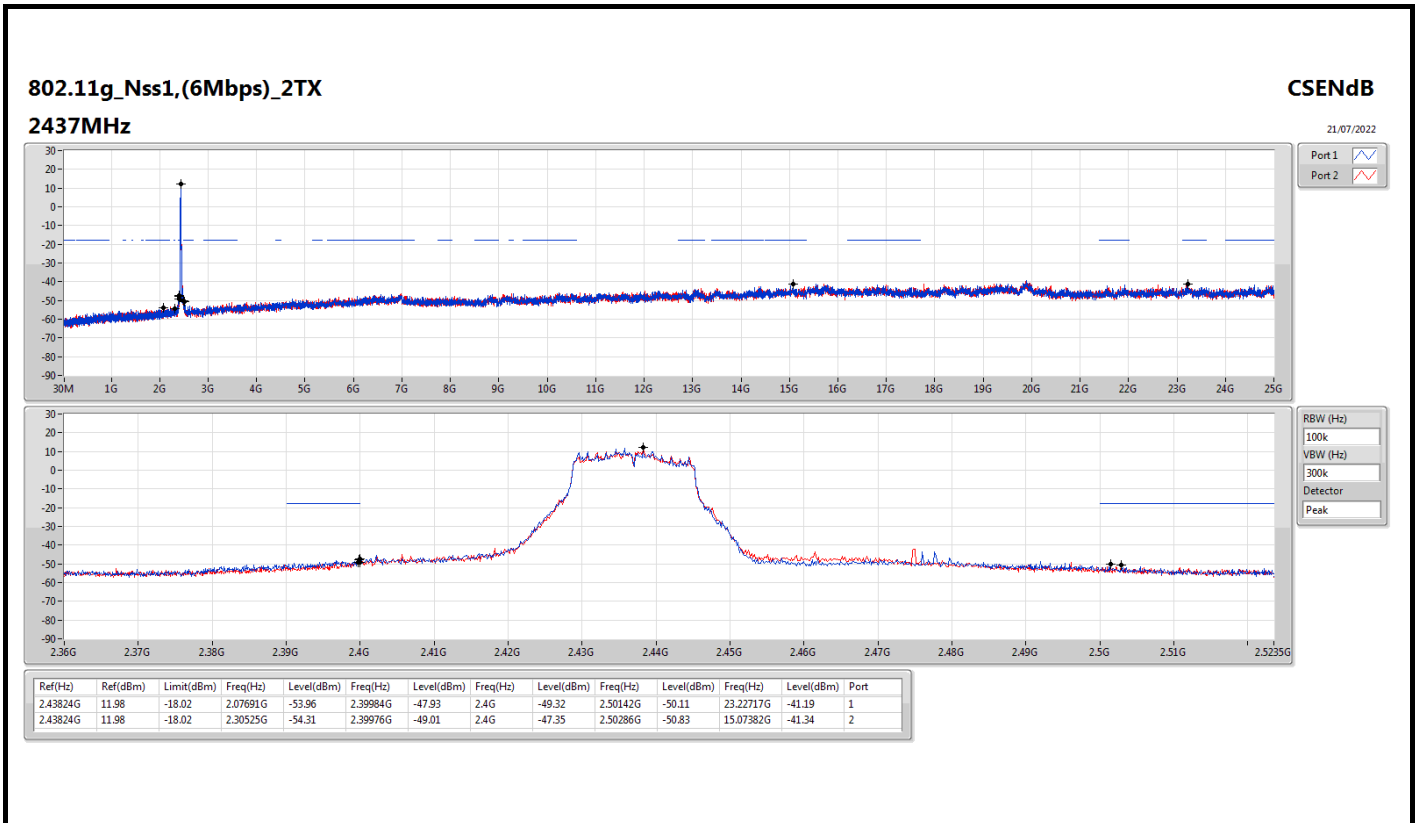


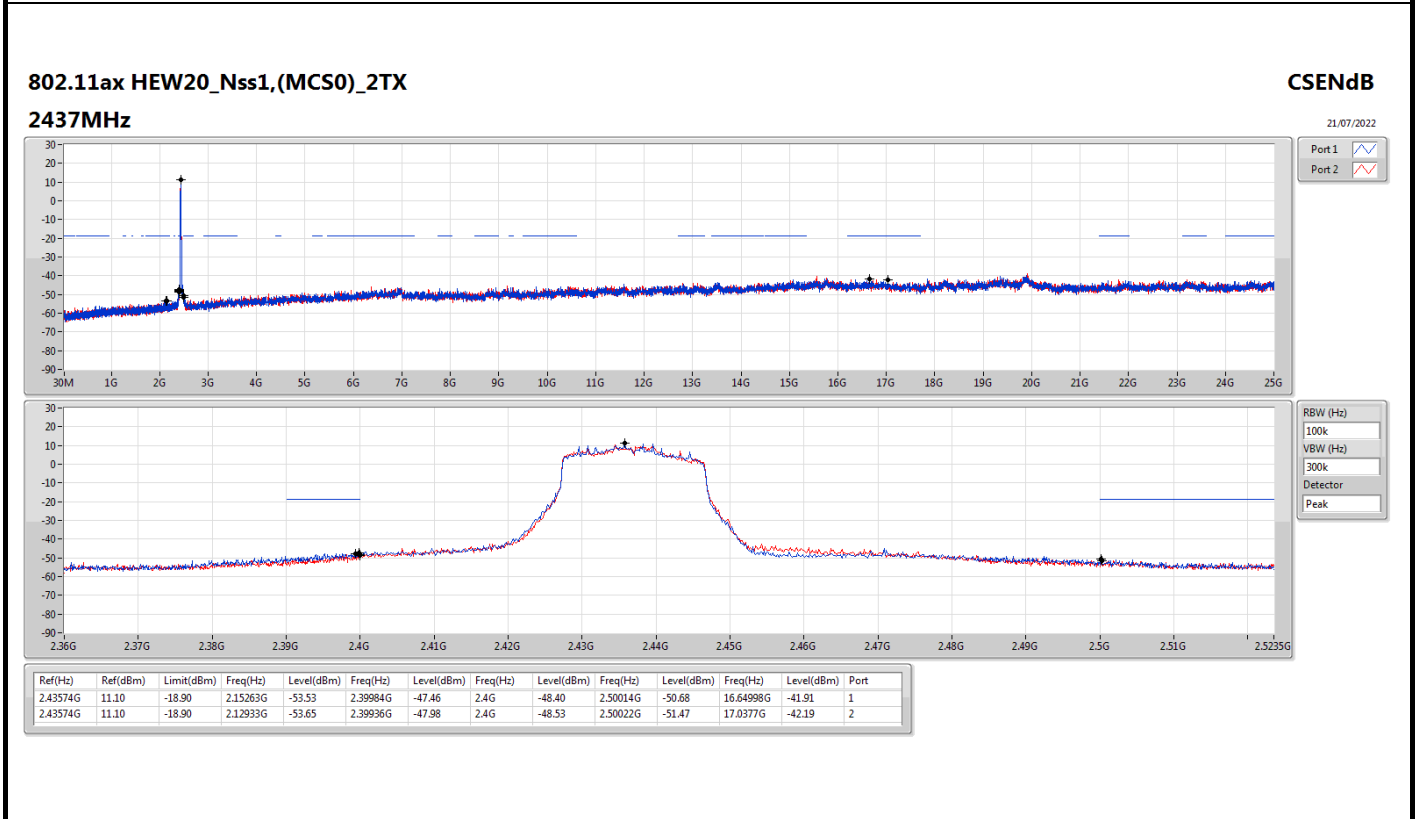
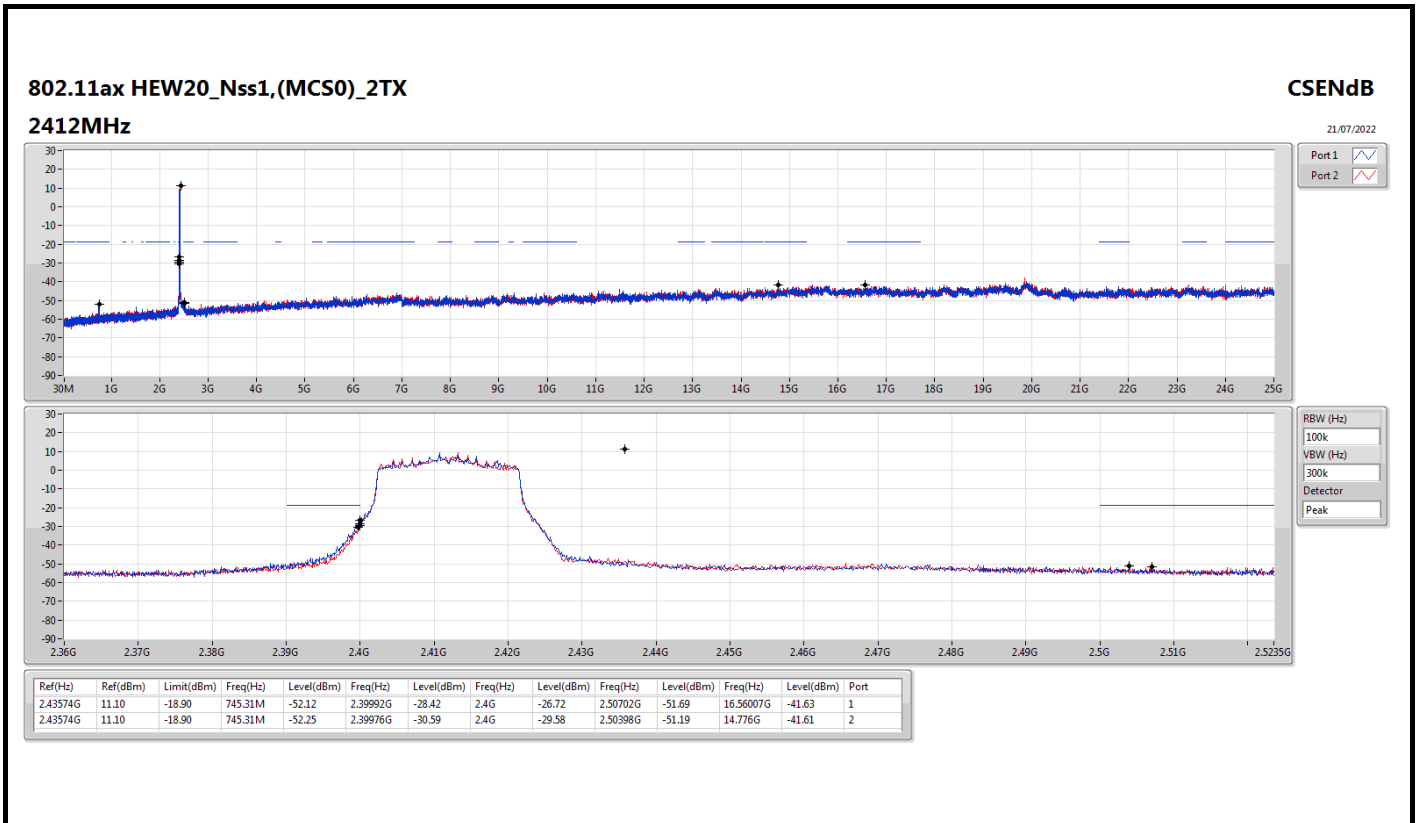
Result

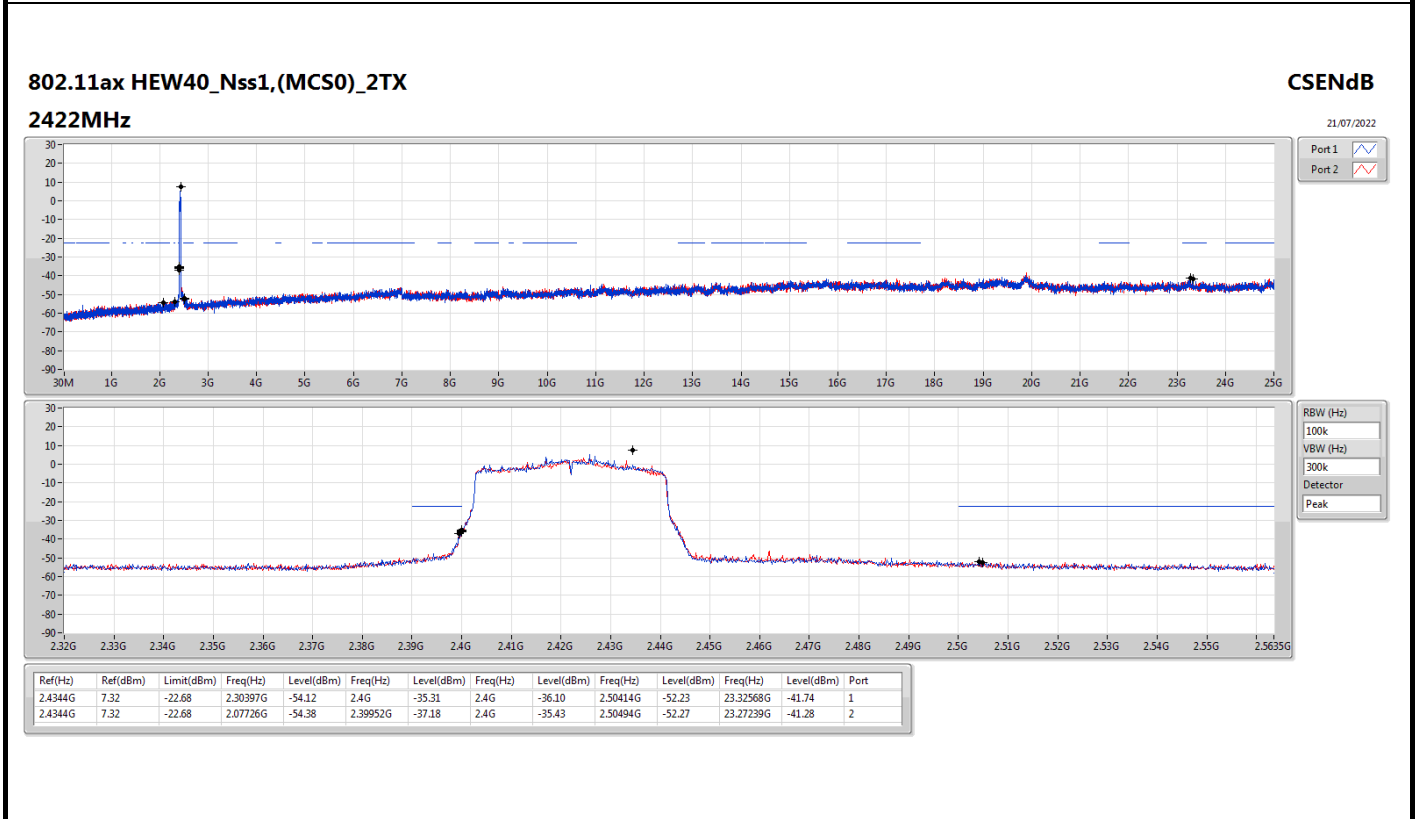
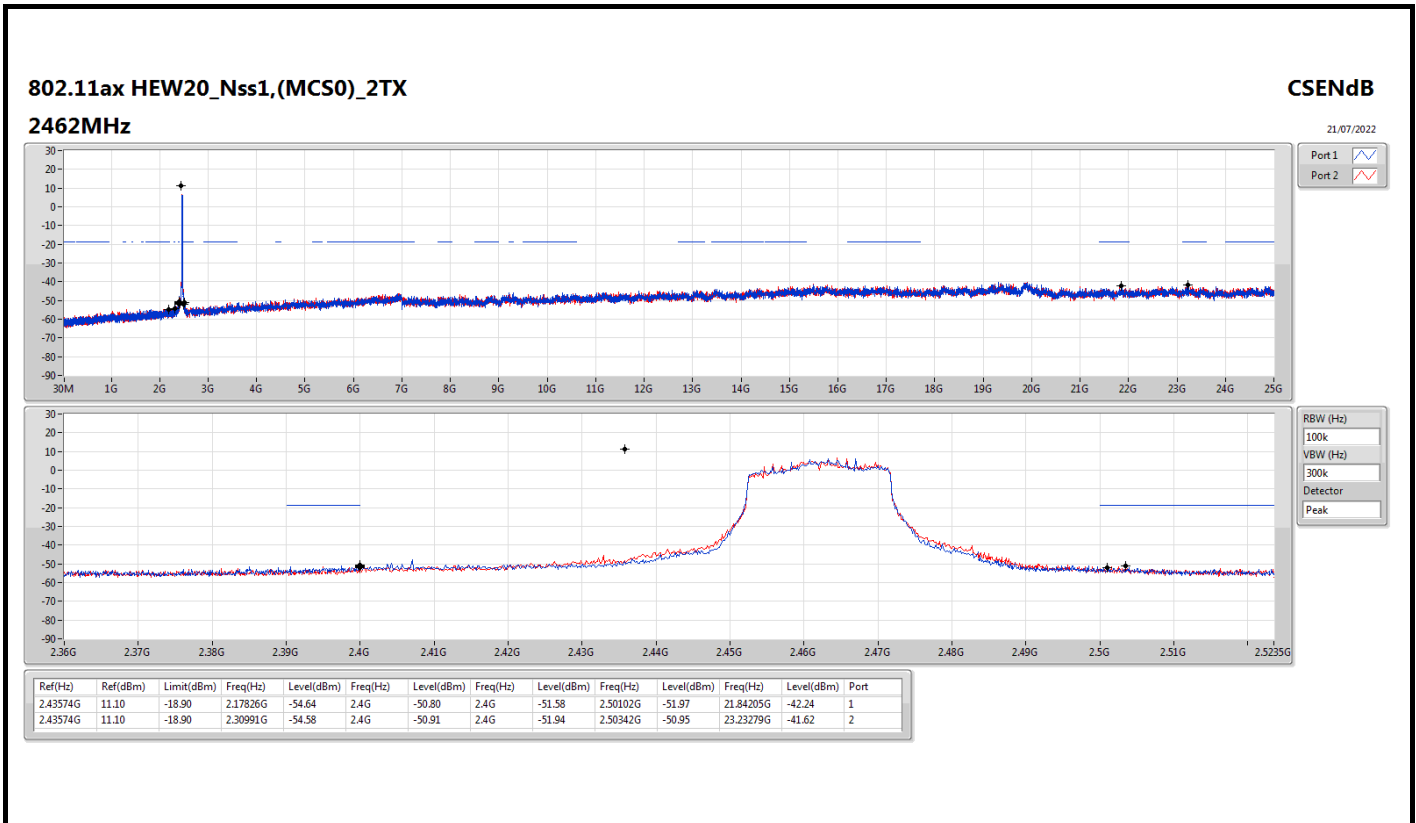
Mode	Result	Ref (Hz)	Ref (dBm)	Limit (dBm)	Freq (Hz)	Level (dBm)	Freq (Hz)	Level (dBm)	Freq (Hz)	Level (dBm)	Freq (Hz)	Level (dBm)	Freq (Hz)	Level (dBm)	Port
802.11b_Nss1,(1Mbps)_2TX	-	-	-	-	-	-	-	-	-	-	-	-	-	-	-
2412MHz	Pass	2.43657G	14.78	-15.22	1.93361G	-53.77	2.39944G	-40.03	2.4G	-40.34	2.50542G	-51.14	16.96746G	-42.19	1
2412MHz	Pass	2.43657G	14.78	-15.22	2.18991G	-54.21	2.39848G	-41.17	2.4G	-41.74	2.51814G	-51.52	15.03729G	-42.34	2
2437MHz	Pass	2.43657G	14.78	-15.22	1.93594G	-54.27	2.39768G	-43.29	2.4G	-48.66	2.50038G	-51.39	21.98815G	-42.15	1
2437MHz	Pass	2.43657G	14.78	-15.22	745.31M	-46.34	2.39952G	-39.65	2.4G	-42.52	2.5015G	-51.40	21.9432G	-41.84	2
2462MHz	Pass	2.43657G	14.78	-15.22	2.06759G	-53.54	2.398G	-50.56	2.4G	-51.87	2.50526G	-52.06	24.86233G	-41.84	1
2462MHz	Pass	2.43657G	14.78	-15.22	2.13399G	-54.18	2.39936G	-51.49	2.4G	-52.02	2.51262G	-52.34	15.06539G	-41.98	2
802.11g_Nss1,(6Mbps)_2TX	-	-	-	-	-	-	-	-	-	-	-	-	-	-	-
2412MHz	Pass	2.43824G	11.98	-18.02	2.11652G	-54.22	2.39992G	-28.89	2.4G	-27.86	2.50526G	-51.21	24.87638G	-40.99	1
2412MHz	Pass	2.43824G	11.98	-18.02	2.14448G	-54.06	2.39984G	-31.02	2.4G	-29.06	2.50214G	-51.43	21.86734G	-41.86	2
2437MHz	Pass	2.43824G	11.98	-18.02	2.07691G	-53.96	2.39984G	-47.93	2.4G	-49.32	2.50142G	-50.11	23.22717G	-41.19	1
2437MHz	Pass	2.43824G	11.98	-18.02	2.30525G	-54.31	2.39976G	-49.01	2.4G	-47.35	2.50286G	-50.83	15.07382G	-41.34	2
2462MHz	Pass	2.43824G	11.98	-18.02	2.15729G	-53.50	2.4G	-50.12	2.4G	-50.30	2.5011G	-51.08	23.19907G	-41.85	1
2462MHz	Pass	2.43824G	11.98	-18.02	2.14098G	-54.13	2.3956G	-50.74	2.4G	-51.70	2.50542G	-51.67	16.96746G	-41.70	2
802.11ax HEW20_Nss1,(MCS0)_2TX	-	-	-	-	-	-	-	-	-	-	-	-	-	-	-
2412MHz	Pass	2.43574G	11.10	-18.90	745.31M	-52.12	2.39992G	-28.42	2.4G	-26.72	2.50702G	-51.69	16.56007G	-41.63	1
2412MHz	Pass	2.43574G	11.10	-18.90	745.31M	-52.25	2.39976G	-30.59	2.4G	-29.58	2.50398G	-51.19	14.776G	-41.61	2
2437MHz	Pass	2.43574G	11.10	-18.90	2.15263G	-53.53	2.39984G	-47.46	2.4G	-48.40	2.50014G	-50.68	16.64998G	-41.91	1
2437MHz	Pass	2.43574G	11.10	-18.90	2.12933G	-53.65	2.39936G	-47.98	2.4G	-48.53	2.50022G	-51.47	17.0377G	-42.19	2
2462MHz	Pass	2.43574G	11.10	-18.90	2.17826G	-54.64	2.4G	-50.80	2.4G	-51.58	2.50102G	-51.97	21.84205G	-42.24	1
2462MHz	Pass	2.43574G	11.10	-18.90	2.30991G	-54.58	2.4G	-50.91	2.4G	-51.94	2.50342G	-50.95	23.23279G	-41.62	2
802.11ax HEW40_Nss1,(MCS0)_2TX	-	-	-	-	-	-	-	-	-	-	-	-	-	-	-
2422MHz	Pass	2.4344G	7.32	-22.68	2.30397G	-54.12	2.4G	-35.31	2.4G	-36.10	2.50414G	-52.23	23.32568G	-41.74	1
2422MHz	Pass	2.4344G	7.32	-22.68	2.07726G	-54.38	2.39952G	-37.18	2.4G	-35.43	2.50494G	-52.27	23.27239G	-41.28	2
2437MHz	Pass	2.4344G	7.32	-22.68	2.14138G	-53.47	2.39456G	-46.39	2.4G	-47.04	2.50798G	-51.51	16.56388G	-41.66	1
2437MHz	Pass	2.4344G	7.32	-22.68	2.12421G	-54.17	2.4G	-46.98	2.4G	-47.58	2.5019G	-51.94	17.57913G	-41.45	2
2452MHz	Pass	2.4344G	7.32	-22.68	2.1597G	-54.77	2.39872G	-50.71	2.4G	-50.04	2.50478G	-52.20	16.37597G	-42.06	1
2452MHz	Pass	2.4344G	7.32	-22.68	1.78758G	-54.48	2.4G	-49.32	2.4G	-49.99	2.50158G	-51.18	16.763G	-41.13	2

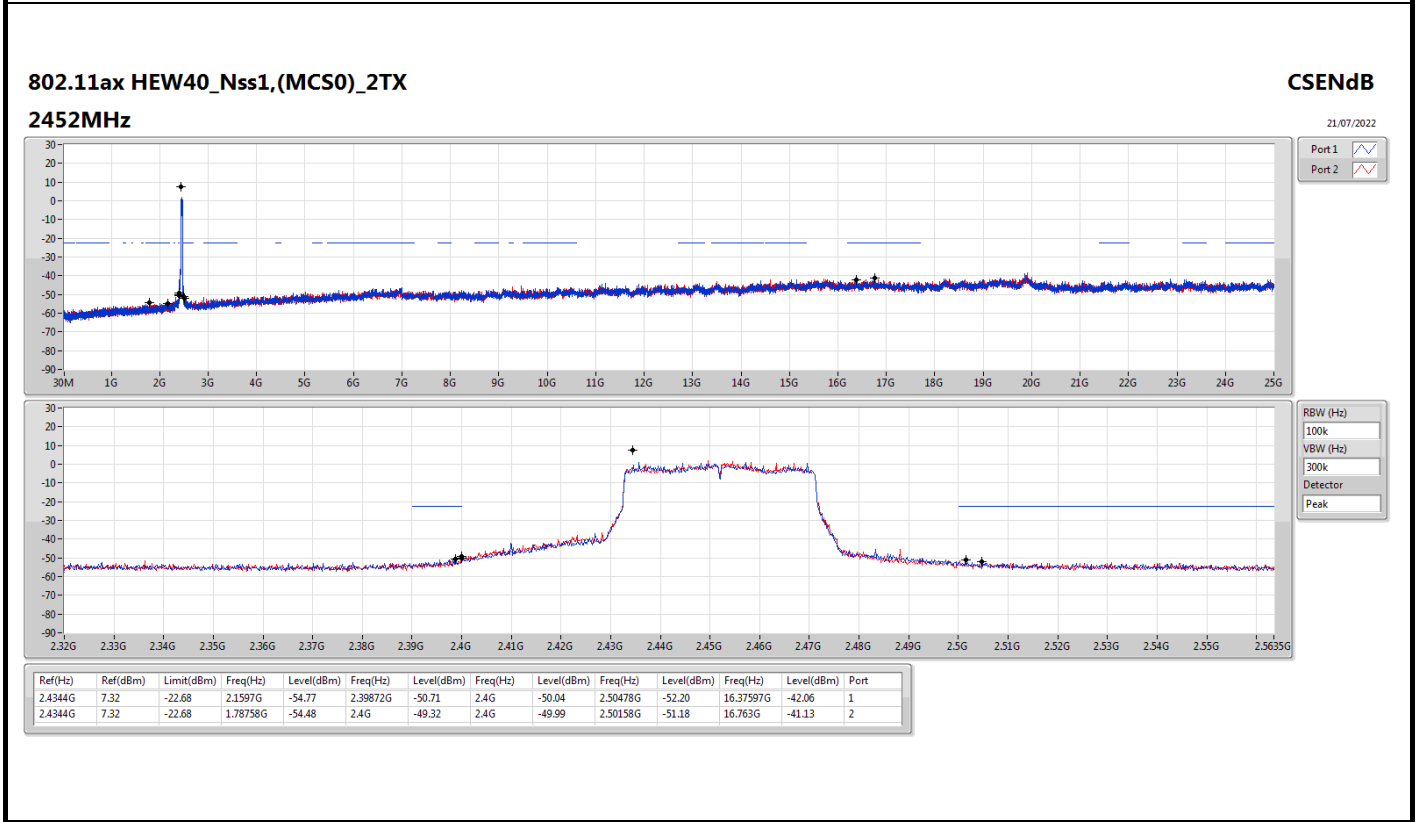
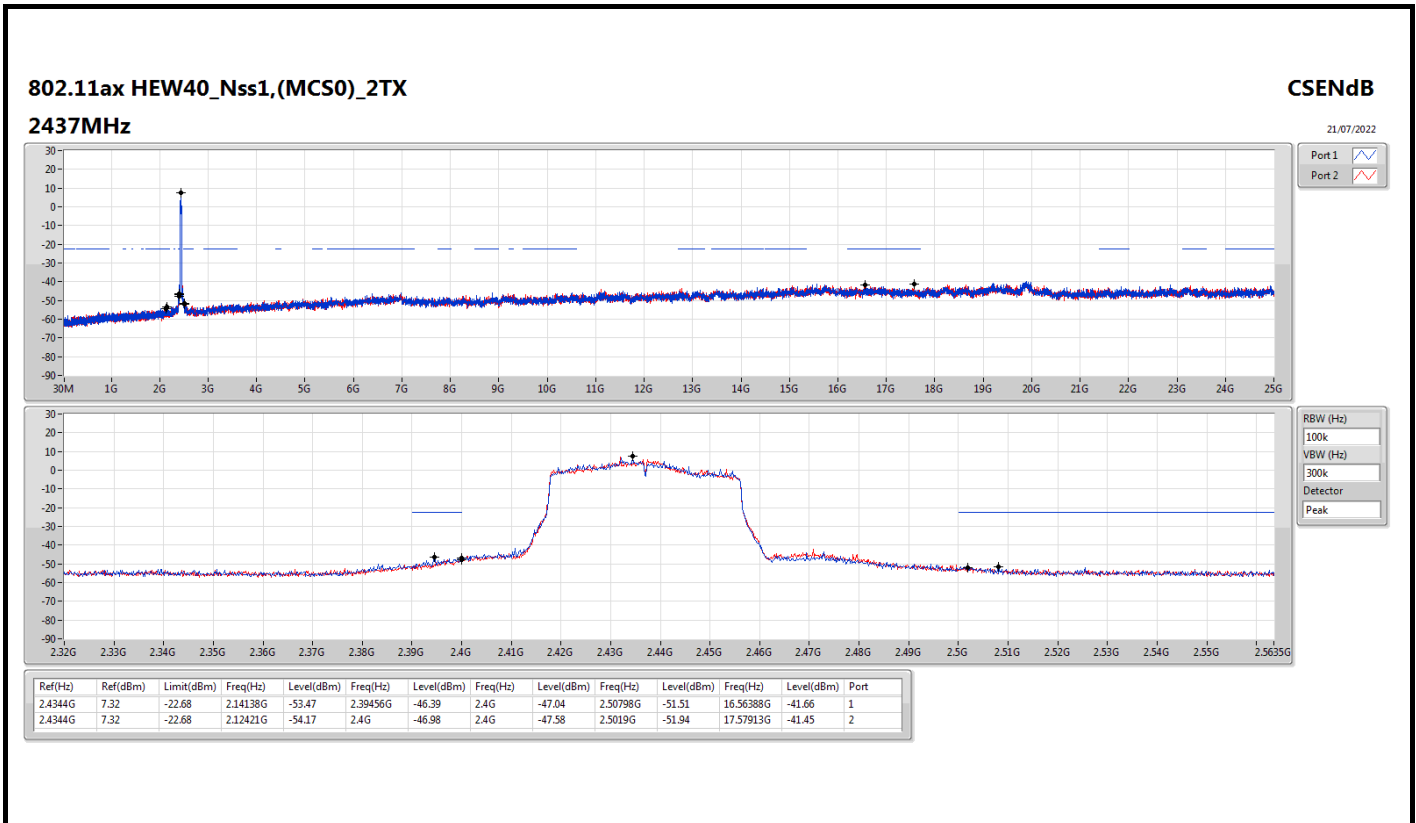














Summary

Mode	Result	Type	Freq (Hz)	Level (dBuV/m)	Limit (dBuV/m)	Margin (dB)	Dist (m)	Condition	Azimuth (°)	Height (m)	Comments
2.4-2.4835GHz	-	-	-	-	-	-	-	-	-	-	-
802.11ax HEW40_Nss1,(MCS0)_2TX	Pass	PK	782.72M	41.79	46.00	-4.21	3	Vertical	360	1.00	-

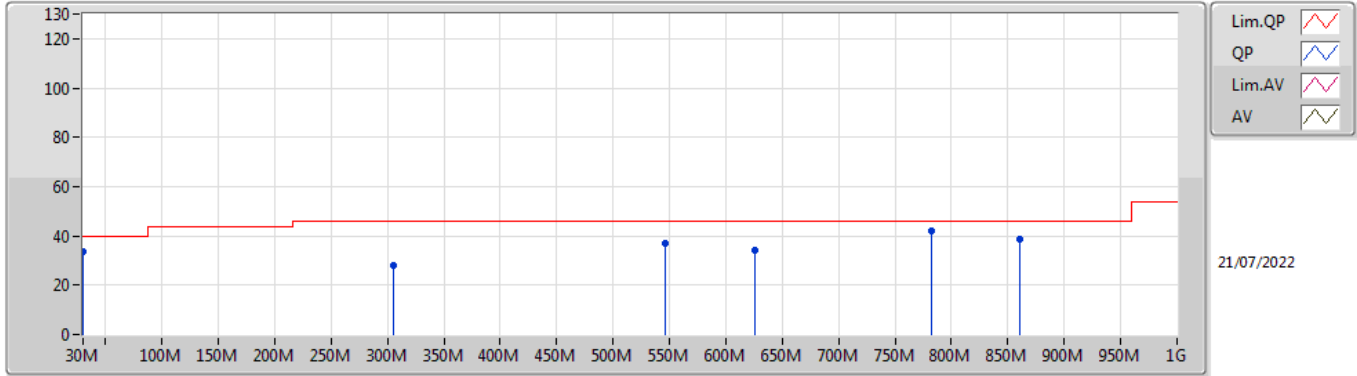


Result

Mode	Result	Type	Freq (Hz)	Level (dBuV/m)	Limit (dBuV/m)	Margin (dB)	Dist (m)	Condition	Azimuth (°)	Height (m)	Comments
802.11ax HEW40_Nss1_(MCS0)_2TX	-	-	-	-	-	-	-	-	-	-	-
2437MHz	Pass	PK	30M	33.47	40.00	-6.53	3	Vertical	360	1.00	-
2437MHz	Pass	PK	305.48M	27.80	46.00	-18.20	3	Vertical	360	1.00	-
2437MHz	Pass	PK	546.04M	36.87	46.00	-9.13	3	Vertical	360	1.00	-
2437MHz	Pass	PK	625.58M	34.00	46.00	-12.00	3	Vertical	360	1.00	-
2437MHz	Pass	PK	782.72M	41.79	46.00	-4.21	3	Vertical	360	1.00	-
2437MHz	Pass	PK	860.32M	38.68	46.00	-7.32	3	Vertical	360	1.00	-
2437MHz	Pass	PK	30M	25.90	40.00	-14.10	3	Horizontal	0	1.00	-
2437MHz	Pass	PK	95.96M	37.01	43.50	-6.49	3	Horizontal	0	1.00	-
2437MHz	Pass	PK	297.72M	37.01	46.00	-8.99	3	Horizontal	0	1.00	-
2437MHz	Pass	PK	656.62M	39.60	46.00	-6.40	3	Horizontal	0	1.00	-
2437MHz	Pass	PK	718.7M	41.16	46.00	-4.84	3	Horizontal	0	1.00	-
2437MHz	Pass	PK	792.42M	41.04	46.00	-4.96	3	Horizontal	0	1.00	-

802.11ax HEW40_Nss1,(MCS0)_2TX

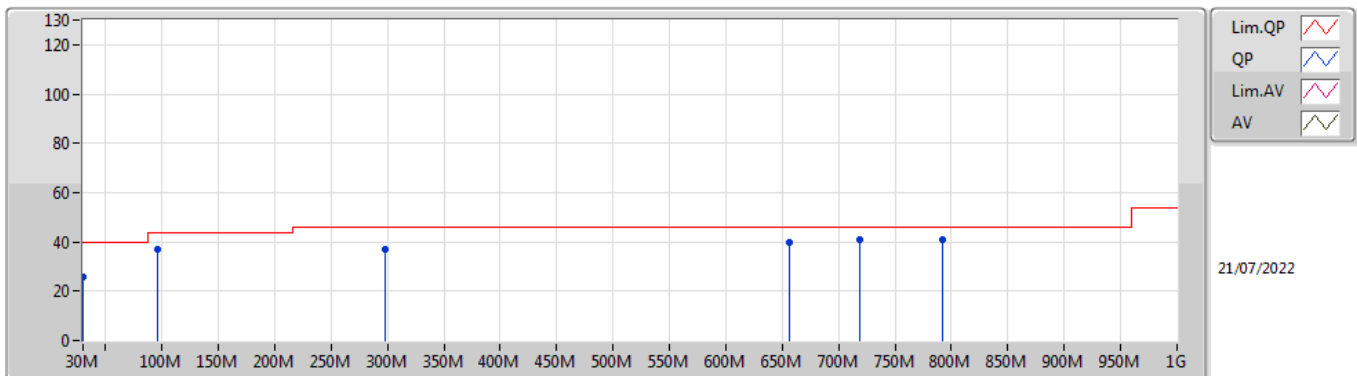
2437MHz_PoE



Type	Freq (Hz)	Level (dBuV/m)	Limit (dBuV/m)	Margin (dB)	Factor (dB)	Dist (m)	Condition	Azimuth (°)	Height (m)	Comment	Raw (dBuV)	AF (dB)	CL (dB)	PA (dB)
PK	30M	33.47	40.00	-6.53	-12.99	3	Vertical	360	1.00	-	46.46	23.73	0.48	37.20
PK	305.48M	27.80	46.00	-18.20	-16.31	3	Vertical	360	1.00	-	44.11	18.38	1.73	36.42
PK	546.04M	36.87	46.00	-9.13	-10.76	3	Vertical	360	1.00	-	47.63	23.85	2.51	37.12
PK	625.58M	34.00	46.00	-12.00	-8.85	3	Vertical	360	1.00	-	42.85	25.51	2.77	37.13
PK	782.72M	41.79	46.00	-4.21	-7.06	3	Vertical	360	1.00	-	48.85	27.29	3.11	37.46
PK	860.32M	38.68	46.00	-7.32	-5.89	3	Vertical	360	1.00	-	44.57	28.51	3.21	37.61

802.11ax HEW40_Nss1,(MCS0)_2TX

2437MHz_PoE



Type	Freq (Hz)	Level (dBuV/m)	Limit (dBuV/m)	Margin (dB)	Factor (dB)	Dist (m)	Condition	Azimuth (°)	Height (m)	Comment	Raw (dBuV)	AF (dB)	CL (dB)	PA (dB)
PK	30M	25.90	40.00	-14.10	-12.99	3	Horizontal	0	1.00	-	38.89	23.73	0.48	37.20
PK	95.96M	37.01	43.50	-6.49	-20.93	3	Horizontal	0	1.00	-	57.94	14.79	0.94	36.66
PK	297.72M	37.01	46.00	-8.99	-16.33	3	Horizontal	0	1.00	-	53.34	18.38	1.70	36.41
PK	656.62M	39.60	46.00	-6.40	-8.70	3	Horizontal	0	1.00	-	48.30	25.60	2.89	37.19
PK	718.7M	41.16	46.00	-4.84	-8.14	3	Horizontal	0	1.00	-	49.30	26.24	3.00	37.38
PK	792.42M	41.04	46.00	-4.96	-7.07	3	Horizontal	0	1.00	-	48.11	27.28	3.12	37.47



Summary

Mode	Result	Type	Freq (Hz)	Level (dBuV/m)	Limit (dBuV/m)	Margin (dB)	Dist (m)	Condition	Azimuth (°)	Height (m)	Comments
2.4-2.4835GHz	-	-	-	-	-	-	-	-	-	-	-
802.11b_Nss1,(1Mbps)_2TX	Pass	AV	4.87401G	53.89	54.00	-0.11	3	Horizontal	30	1.72	-
802.11g_Nss1,(6Mbps)_2TX	Pass	AV	2.4835G	53.88	54.00	-0.12	3	Horizontal	49	2.75	-
802.11ax HEW20_Nss1,(MCS0)_2TX	Pass	AV	2.3896G	53.88	54.00	-0.12	3	Horizontal	50	2.53	-
802.11ax HEW40_Nss1,(MCS0)_2TX	Pass	AV	2.3898G	53.85	54.00	-0.15	3	Horizontal	59	2.03	-



Result

Mode	Result	Type	Freq (Hz)	Level (dBuV/m)	Limit (dBuV/m)	Margin (dB)	Dist (m)	Condition	Azimuth (°)	Height (m)	Comments
802.11b_Nss1,(1Mbps)_2TX	-	-	-	-	-	-	-	-	-	-	-
2412MHz	Pass	AV	2.3854G	48.92	54.00	-5.08	3	Vertical	167	1.92	-
2412MHz	Pass	AV	2.4128G	107.49	Inf	-Inf	3	Vertical	167	1.92	-
2412MHz	Pass	PK	2.3862G	57.84	74.00	-16.16	3	Vertical	167	1.92	-
2412MHz	Pass	PK	2.4128G	109.82	Inf	-Inf	3	Vertical	167	1.92	-
2412MHz	Pass	AV	2.3834G	53.26	54.00	-0.74	3	Horizontal	36	2.74	-
2412MHz	Pass	AV	2.4102G	112.56	Inf	-Inf	3	Horizontal	36	2.74	-
2412MHz	Pass	PK	2.3836G	61.09	74.00	-12.91	3	Horizontal	36	2.74	-
2412MHz	Pass	PK	2.41G	114.48	Inf	-Inf	3	Horizontal	36	2.74	-
2412MHz	Pass	AV	4.82403G	40.20	54.00	-13.80	3	Vertical	10	1.50	-
2412MHz	Pass	PK	4.82392G	49.23	74.00	-24.77	3	Vertical	10	1.50	-
2412MHz	Pass	AV	4.82402G	44.87	54.00	-9.13	3	Horizontal	6	1.06	-
2412MHz	Pass	PK	4.82403G	51.13	74.00	-22.87	3	Horizontal	6	1.06	-
2417MHz	Pass	AV	2.3866G	46.16	54.00	-7.84	3	Vertical	170	1.94	-
2417MHz	Pass	AV	2.4152G	107.39	Inf	-Inf	3	Vertical	170	1.94	-
2417MHz	Pass	PK	2.3884G	58.00	74.00	-16.00	3	Vertical	170	1.94	-
2417MHz	Pass	PK	2.4154G	109.17	Inf	-Inf	3	Vertical	170	1.94	-
2417MHz	Pass	AV	2.39G	50.93	54.00	-3.07	3	Horizontal	35	2.77	-
2417MHz	Pass	AV	2.4178G	114.07	Inf	-Inf	3	Horizontal	35	2.77	-
2417MHz	Pass	PK	2.3898G	59.78	74.00	-14.22	3	Horizontal	35	2.77	-
2417MHz	Pass	PK	2.4178G	116.40	Inf	-Inf	3	Horizontal	35	2.77	-
2417MHz	Pass	AV	4.834G	44.71	54.00	-9.29	3	Vertical	20	2.25	-
2417MHz	Pass	PK	4.83392G	50.59	74.00	-23.41	3	Vertical	20	2.25	-
2417MHz	Pass	AV	4.834G	53.50	54.00	-0.50	3	Horizontal	29	2.35	-
2417MHz	Pass	PK	4.83396G	56.21	74.00	-17.79	3	Horizontal	29	2.35	-
2437MHz	Pass	AV	2.3898G	47.07	54.00	-6.93	3	Vertical	166	1.85	-
2437MHz	Pass	AV	2.4378G	109.26	Inf	-Inf	3	Vertical	166	1.85	-
2437MHz	Pass	AV	2.4862G	47.63	54.00	-6.37	3	Vertical	166	1.85	-
2437MHz	Pass	PK	2.3878G	57.89	74.00	-16.11	3	Vertical	166	1.85	-
2437MHz	Pass	PK	2.4378G	111.43	Inf	-Inf	3	Vertical	166	1.85	-
2437MHz	Pass	PK	2.497G	58.33	74.00	-15.67	3	Vertical	166	1.85	-
2437MHz	Pass	AV	2.3882G	49.87	54.00	-4.13	3	Horizontal	38	2.18	-
2437MHz	Pass	AV	2.4354G	113.62	Inf	-Inf	3	Horizontal	38	2.18	-
2437MHz	Pass	AV	2.4842G	50.99	54.00	-3.01	3	Horizontal	38	2.18	-
2437MHz	Pass	PK	2.3882G	59.84	74.00	-14.16	3	Horizontal	38	2.18	-
2437MHz	Pass	PK	2.4342G	115.91	Inf	-Inf	3	Horizontal	38	2.18	-
2437MHz	Pass	PK	2.4835G	60.73	74.00	-13.27	3	Horizontal	38	2.18	-
2437MHz	Pass	AV	4.87404G	48.19	54.00	-5.81	3	Vertical	19	2.96	-
2437MHz	Pass	PK	4.87399G	52.87	74.00	-21.13	3	Vertical	19	2.96	-
2437MHz	Pass	AV	4.87401G	53.89	54.00	-0.11	3	Horizontal	30	1.72	-
2437MHz	Pass	PK	4.87402G	56.64	74.00	-17.36	3	Horizontal	30	1.72	-
2457MHz	Pass	AV	2.4582G	106.85	Inf	-Inf	3	Vertical	169	1.87	-
2457MHz	Pass	AV	2.4838G	49.10	54.00	-4.90	3	Vertical	169	1.87	-
2457MHz	Pass	PK	2.4578G	109.05	Inf	-Inf	3	Vertical	169	1.87	-
2457MHz	Pass	PK	2.484G	58.98	74.00	-15.02	3	Vertical	169	1.87	-
2457MHz	Pass	AV	2.4552G	113.46	Inf	-Inf	3	Horizontal	41	2.74	-
2457MHz	Pass	AV	2.4856G	53.13	54.00	-0.87	3	Horizontal	41	2.74	-
2457MHz	Pass	PK	2.4554G	115.38	Inf	-Inf	3	Horizontal	41	2.74	-
2457MHz	Pass	PK	2.4835G	60.97	74.00	-13.03	3	Horizontal	41	2.74	-
2457MHz	Pass	AV	4.91404G	41.52	54.00	-12.48	3	Vertical	327	2.77	-
2457MHz	Pass	PK	4.91388G	47.86	74.00	-26.14	3	Vertical	327	2.77	-
2457MHz	Pass	AV	4.91404G	49.48	54.00	-4.52	3	Horizontal	29	2.08	-
2457MHz	Pass	PK	4.91404G	52.79	74.00	-21.21	3	Horizontal	29	2.08	-
2462MHz	Pass	AV	2.4628G	107.54	Inf	-Inf	3	Vertical	200	2.02	-
2462MHz	Pass	AV	2.4878G	48.56	54.00	-5.44	3	Vertical	200	2.02	-
2462MHz	Pass	PK	2.4628G	109.74	Inf	-Inf	3	Vertical	200	2.02	-
2462MHz	Pass	PK	2.4886G	58.58	74.00	-15.42	3	Vertical	200	2.02	-
2462MHz	Pass	AV	2.4628G	114.23	Inf	-Inf	3	Horizontal	48	2.40	-
2462MHz	Pass	AV	2.4878G	53.80	54.00	-0.20	3	Horizontal	48	2.40	-
2462MHz	Pass	PK	2.4628G	116.58	Inf	-Inf	3	Horizontal	48	2.40	-
2462MHz	Pass	PK	2.488G	61.95	74.00	-12.05	3	Horizontal	48	2.40	-



RSE TX above 1GHz_Non-Beamforming

Appendix F.2

Mode	Result	Type	Freq (Hz)	Level (dBuV/m)	Limit (dBuV/m)	Margin (dB)	Dist (m)	Condition	Azimuth (°)	Height (m)	Comments
2462MHz	Pass	AV	4.924G	40.31	54.00	-13.69	3	Vertical	329	2.70	-
2462MHz	Pass	PK	4.92404G	48.16	74.00	-25.84	3	Vertical	329	2.70	-
2462MHz	Pass	AV	4.924G	48.15	54.00	-5.85	3	Horizontal	26	2.11	-
2462MHz	Pass	PK	4.924G	52.19	74.00	-21.81	3	Horizontal	26	2.11	-
802.11g_Nss1,(6Mbps)_2TX	-	-	-	-	-	-	-	-	-	-	-
2412MHz	Pass	AV	2.3884G	48.96	54.00	-5.04	3	Vertical	18	1.00	-
2412MHz	Pass	AV	2.4126G	109.40	Inf	-Inf	3	Vertical	18	1.00	-
2412MHz	Pass	PK	2.3886G	60.65	74.00	-13.35	3	Vertical	18	1.00	-
2412MHz	Pass	PK	2.4128G	116.94	Inf	-Inf	3	Vertical	18	1.00	-
2412MHz	Pass	AV	2.39G	52.03	54.00	-1.97	3	Horizontal	48	2.73	-
2412MHz	Pass	AV	2.4104G	112.67	Inf	-Inf	3	Horizontal	48	2.73	-
2412MHz	Pass	PK	2.3896G	64.62	74.00	-9.38	3	Horizontal	48	2.73	-
2412MHz	Pass	PK	2.4102G	120.94	Inf	-Inf	3	Horizontal	48	2.73	-
2412MHz	Pass	AV	4.82405G	40.45	54.00	-13.55	3	Vertical	0	1.04	-
2412MHz	Pass	PK	4.82405G	49.51	74.00	-24.49	3	Vertical	0	1.04	-
2412MHz	Pass	AV	4.82399G	42.44	54.00	-11.56	3	Horizontal	339	2.26	-
2412MHz	Pass	PK	4.82414G	50.31	74.00	-23.69	3	Horizontal	339	2.26	-
2437MHz	Pass	AV	2.387G	47.21	54.00	-6.79	3	Vertical	165	1.83	-
2437MHz	Pass	AV	2.4362G	104.45	Inf	-Inf	3	Vertical	165	1.83	-
2437MHz	Pass	AV	2.4835G	47.76	54.00	-6.24	3	Vertical	165	1.83	-
2437MHz	Pass	PK	2.387G	58.78	74.00	-15.22	3	Vertical	165	1.83	-
2437MHz	Pass	PK	2.4358G	112.16	Inf	-Inf	3	Vertical	165	1.83	-
2437MHz	Pass	PK	2.4835G	58.10	74.00	-15.90	3	Vertical	165	1.83	-
2437MHz	Pass	AV	2.389G	49.86	54.00	-4.14	3	Horizontal	51	2.18	-
2437MHz	Pass	AV	2.4378G	111.55	Inf	-Inf	3	Horizontal	51	2.18	-
2437MHz	Pass	AV	2.4835G	51.14	54.00	-2.86	3	Horizontal	51	2.18	-
2437MHz	Pass	PK	2.389G	62.28	74.00	-11.72	3	Horizontal	51	2.18	-
2437MHz	Pass	PK	2.4378G	119.11	Inf	-Inf	3	Horizontal	51	2.18	-
2437MHz	Pass	PK	2.4835G	62.52	74.00	-11.48	3	Horizontal	51	2.18	-
2437MHz	Pass	AV	4.87403G	38.74	54.00	-15.26	3	Vertical	0	1.00	-
2437MHz	Pass	PK	4.87388G	50.41	74.00	-23.59	3	Vertical	0	1.00	-
2437MHz	Pass	AV	4.87405G	41.54	54.00	-12.46	3	Horizontal	340	1.29	-
2437MHz	Pass	PK	4.87431G	53.59	74.00	-20.41	3	Horizontal	340	1.29	-
2457MHz	Pass	AV	2.458G	104.69	Inf	-Inf	3	Vertical	154	2.06	-
2457MHz	Pass	AV	2.4835G	49.48	54.00	-4.52	3	Vertical	154	2.06	-
2457MHz	Pass	PK	2.4582G	112.55	Inf	-Inf	3	Vertical	154	2.06	-
2457MHz	Pass	PK	2.4844G	60.84	74.00	-13.16	3	Vertical	154	2.06	-
2457MHz	Pass	AV	2.46G	111.62	Inf	-Inf	3	Horizontal	46	2.29	-
2457MHz	Pass	AV	2.4846G	53.61	54.00	-0.39	3	Horizontal	46	2.29	-
2457MHz	Pass	PK	2.4552G	120.04	Inf	-Inf	3	Horizontal	46	2.29	-
2457MHz	Pass	PK	2.4848G	65.21	74.00	-8.79	3	Horizontal	46	2.29	-
2462MHz	Pass	AV	2.463G	105.00	Inf	-Inf	3	Vertical	4	1.11	-
2462MHz	Pass	AV	2.4835G	51.78	54.00	-2.22	3	Vertical	4	1.11	-
2462MHz	Pass	PK	2.4634G	113.08	Inf	-Inf	3	Vertical	4	1.11	-
2462MHz	Pass	PK	2.4844G	62.74	74.00	-11.26	3	Vertical	4	1.11	-
2462MHz	Pass	AV	2.4612G	112.80	Inf	-Inf	3	Horizontal	49	2.75	-
2462MHz	Pass	AV	2.4835G	53.88	54.00	-0.12	3	Horizontal	49	2.75	-
2462MHz	Pass	PK	2.461G	120.12	Inf	-Inf	3	Horizontal	49	2.75	-
2462MHz	Pass	PK	2.4866G	65.59	74.00	-8.41	3	Horizontal	49	2.75	-
2462MHz	Pass	AV	4.92406G	40.37	54.00	-13.63	3	Vertical	360	1.00	-
2462MHz	Pass	PK	4.92407G	49.99	74.00	-24.01	3	Vertical	360	1.00	-
2462MHz	Pass	AV	4.92401G	41.90	54.00	-12.10	3	Horizontal	343	1.88	-
2462MHz	Pass	PK	4.92399G	49.68	74.00	-24.32	3	Horizontal	343	1.88	-
802.11ax HEW20_Nss1,(MCS0)_2TX	-	-	-	-	-	-	-	-	-	-	-
2412MHz	Pass	AV	2.39G	46.57	54.00	-7.43	3	Vertical	156	1.77	-
2412MHz	Pass	AV	2.4134G	102.67	Inf	-Inf	3	Vertical	156	1.77	-
2412MHz	Pass	PK	2.3894G	57.73	74.00	-16.27	3	Vertical	156	1.77	-
2412MHz	Pass	PK	2.414G	113.33	Inf	-Inf	3	Vertical	156	1.77	-
2412MHz	Pass	AV	2.3896G	53.88	54.00	-0.12	3	Horizontal	50	2.53	-
2412MHz	Pass	AV	2.4096G	110.78	Inf	-Inf	3	Horizontal	50	2.53	-
2412MHz	Pass	PK	2.3892G	64.95	74.00	-9.05	3	Horizontal	50	2.53	-
2412MHz	Pass	PK	2.4096G	121.39	Inf	-Inf	3	Horizontal	50	2.53	-



RSE TX above 1GHz_Non-Beamforming

Appendix F.2

Mode	Result	Type	Freq (Hz)	Level (dBuV/m)	Limit (dBuV/m)	Margin (dB)	Dist (m)	Condition	Azimuth (°)	Height (m)	Comments
2412MHz	Pass	AV	4.82404G	39.12	54.00	-14.88	3	Vertical	18	1.82	-
2412MHz	Pass	PK	4.82418G	48.76	74.00	-25.24	3	Vertical	18	1.82	-
2412MHz	Pass	AV	4.82401G	42.86	54.00	-11.14	3	Horizontal	341	1.32	-
2412MHz	Pass	PK	4.82401G	50.76	74.00	-23.24	3	Horizontal	341	1.32	-
2417MHz	Pass	AV	2.39G	46.25	54.00	-7.75	3	Vertical	158	1.79	-
2417MHz	Pass	AV	2.4184G	102.74	Inf	-Inf	3	Vertical	158	1.79	-
2417MHz	Pass	PK	2.3866G	57.32	74.00	-16.68	3	Vertical	158	1.79	-
2417MHz	Pass	PK	2.4188G	114.44	Inf	-Inf	3	Vertical	158	1.79	-
2417MHz	Pass	AV	2.39G	49.20	54.00	-4.80	3	Horizontal	46	2.76	-
2417MHz	Pass	AV	2.4144G	110.93	Inf	-Inf	3	Horizontal	46	2.76	-
2417MHz	Pass	PK	2.3878G	61.89	74.00	-12.11	3	Horizontal	46	2.76	-
2417MHz	Pass	PK	2.4144G	122.07	Inf	-Inf	3	Horizontal	46	2.76	-
2437MHz	Pass	AV	2.3898G	50.23	54.00	-3.77	3	Vertical	158	1.85	-
2437MHz	Pass	AV	2.4386G	101.48	Inf	-Inf	3	Vertical	158	1.85	-
2437MHz	Pass	AV	2.4835G	50.54	54.00	-3.46	3	Vertical	158	1.85	-
2437MHz	Pass	PK	2.3882G	62.07	74.00	-11.93	3	Vertical	158	1.85	-
2437MHz	Pass	PK	2.439G	113.47	Inf	-Inf	3	Vertical	158	1.85	-
2437MHz	Pass	PK	2.4838G	64.94	74.00	-9.06	3	Vertical	158	1.85	-
2437MHz	Pass	AV	2.3898G	51.86	54.00	-2.14	3	Horizontal	318	2.16	-
2437MHz	Pass	AV	2.4378G	108.98	Inf	-Inf	3	Horizontal	318	2.16	-
2437MHz	Pass	AV	2.4835G	53.05	54.00	-0.95	3	Horizontal	318	2.16	-
2437MHz	Pass	PK	2.3898G	65.29	74.00	-8.71	3	Horizontal	318	2.16	-
2437MHz	Pass	PK	2.4386G	119.13	Inf	-Inf	3	Horizontal	318	2.16	-
2437MHz	Pass	PK	2.4838G	66.07	74.00	-7.93	3	Horizontal	318	2.16	-
2437MHz	Pass	AV	4.87404G	38.35	54.00	-15.65	3	Vertical	15	1.68	-
2437MHz	Pass	PK	4.874G	52.19	74.00	-21.81	3	Vertical	15	1.68	-
2437MHz	Pass	AV	4.87404G	42.17	54.00	-11.83	3	Horizontal	342	1.33	-
2437MHz	Pass	PK	4.87456G	56.48	74.00	-17.52	3	Horizontal	342	1.33	-
2457MHz	Pass	AV	2.4562G	105.75	Inf	-Inf	3	Vertical	25	1.08	-
2457MHz	Pass	AV	2.4835G	52.23	54.00	-1.77	3	Vertical	25	1.08	-
2457MHz	Pass	PK	2.4576G	117.32	Inf	-Inf	3	Vertical	25	1.08	-
2457MHz	Pass	PK	2.4856G	65.97	74.00	-8.03	3	Vertical	25	1.08	-
2457MHz	Pass	AV	2.4584G	110.89	Inf	-Inf	3	Horizontal	317	1.00	-
2457MHz	Pass	AV	2.4835G	53.85	54.00	-0.15	3	Horizontal	317	1.00	-
2457MHz	Pass	PK	2.4584G	121.18	Inf	-Inf	3	Horizontal	317	1.00	-
2457MHz	Pass	PK	2.4835G	69.15	74.00	-4.85	3	Horizontal	317	1.00	-
2462MHz	Pass	AV	2.4626G	104.14	Inf	-Inf	3	Vertical	27	1.10	-
2462MHz	Pass	AV	2.4835G	51.70	54.00	-2.30	3	Vertical	27	1.10	-
2462MHz	Pass	PK	2.4634G	115.32	Inf	-Inf	3	Vertical	27	1.10	-
2462MHz	Pass	PK	2.4835G	63.59	74.00	-10.41	3	Vertical	27	1.10	-
2462MHz	Pass	AV	2.4642G	109.41	Inf	-Inf	3	Horizontal	44	2.76	-
2462MHz	Pass	AV	2.4846G	53.74	54.00	-0.26	3	Horizontal	44	2.76	-
2462MHz	Pass	PK	2.4654G	119.98	Inf	-Inf	3	Horizontal	44	2.76	-
2462MHz	Pass	PK	2.4848G	65.85	74.00	-8.15	3	Horizontal	44	2.76	-
2462MHz	Pass	AV	4.924G	39.57	54.00	-14.43	3	Vertical	0	1.00	-
2462MHz	Pass	PK	4.92386G	48.58	74.00	-25.42	3	Vertical	0	1.00	-
2462MHz	Pass	AV	4.92399G	40.44	54.00	-13.56	3	Horizontal	347	1.73	-
2462MHz	Pass	PK	4.92416G	49.23	74.00	-24.77	3	Horizontal	347	1.73	-
802.11ax HEW40_Nss1.(MCS0)_2TX	-	-	-	-	-	-	-	-	-	-	-
2422MHz	Pass	AV	2.39G	50.43	54.00	-3.57	3	Vertical	28	1.10	-
2422MHz	Pass	AV	2.4208G	98.62	Inf	-Inf	3	Vertical	28	1.10	-
2422MHz	Pass	AV	2.4835G	46.32	54.00	-7.68	3	Vertical	28	1.10	-
2422MHz	Pass	PK	2.39G	61.94	74.00	-12.06	3	Vertical	28	1.10	-
2422MHz	Pass	PK	2.4212G	109.34	Inf	-Inf	3	Vertical	28	1.10	-
2422MHz	Pass	PK	2.4892G	57.70	74.00	-16.30	3	Vertical	28	1.10	-
2422MHz	Pass	AV	2.3896G	53.32	54.00	-0.68	3	Horizontal	48	2.65	-
2422MHz	Pass	AV	2.4188G	106.12	Inf	-Inf	3	Horizontal	48	2.65	-
2422MHz	Pass	AV	2.4856G	47.86	54.00	-6.14	3	Horizontal	48	2.65	-
2422MHz	Pass	PK	2.3892G	63.90	74.00	-10.10	3	Horizontal	48	2.65	-
2422MHz	Pass	PK	2.4188G	117.44	Inf	-Inf	3	Horizontal	48	2.65	-
2422MHz	Pass	PK	2.4888G	59.13	74.00	-14.87	3	Horizontal	48	2.65	-
2422MHz	Pass	AV	4.84396G	40.03	54.00	-13.97	3	Vertical	1	1.00	-



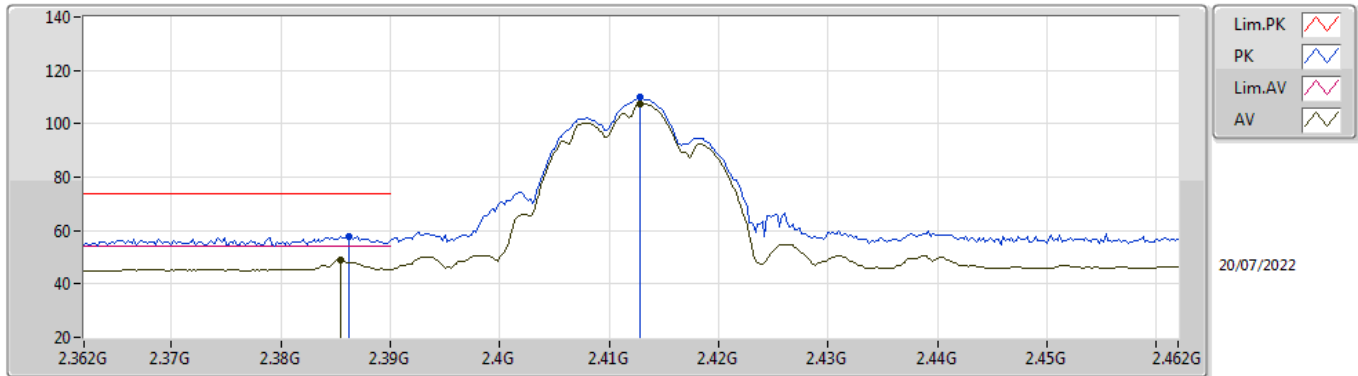
RSE TX above 1GHz_Non-Beamforming

Appendix F.2

Mode	Result	Type	Freq (Hz)	Level (dBuV/m)	Limit (dBuV/m)	Margin (dB)	Dist (m)	Condition	Azimuth (°)	Height (m)	Comments
2422MHz	Pass	PK	4.84399G	49.50	74.00	-24.50	3	Vertical	1	1.00	-
2422MHz	Pass	AV	4.84404G	42.64	54.00	-11.36	3	Horizontal	338	1.03	-
2422MHz	Pass	PK	4.84407G	50.31	74.00	-23.69	3	Horizontal	338	1.03	-
2427MHz	Pass	AV	2.3898G	49.73	54.00	-4.27	3	Vertical	16	1.00	-
2427MHz	Pass	AV	2.4242G	99.55	Inf	-Inf	3	Vertical	16	1.00	-
2427MHz	Pass	AV	2.4835G	46.88	54.00	-7.12	3	Vertical	16	1.00	-
2427MHz	Pass	PK	2.3898G	62.37	74.00	-11.63	3	Vertical	16	1.00	-
2427MHz	Pass	PK	2.425G	109.70	Inf	-Inf	3	Vertical	16	1.00	-
2427MHz	Pass	PK	2.4846G	58.52	74.00	-15.48	3	Vertical	16	1.00	-
2427MHz	Pass	AV	2.389G	53.54	54.00	-0.46	3	Horizontal	57	2.85	-
2427MHz	Pass	AV	2.4278G	106.79	Inf	-Inf	3	Horizontal	57	2.85	-
2427MHz	Pass	AV	2.4838G	48.48	54.00	-5.52	3	Horizontal	57	2.85	-
2427MHz	Pass	PK	2.3874G	64.93	74.00	-9.07	3	Horizontal	57	2.85	-
2427MHz	Pass	PK	2.4282G	117.36	Inf	-Inf	3	Horizontal	57	2.85	-
2427MHz	Pass	PK	2.4882G	59.58	74.00	-14.42	3	Horizontal	57	2.85	-
2437MHz	Pass	AV	2.387G	47.46	54.00	-6.54	3	Vertical	175	1.63	-
2437MHz	Pass	AV	2.4358G	98.14	Inf	-Inf	3	Vertical	175	1.63	-
2437MHz	Pass	AV	2.4838G	49.93	54.00	-4.07	3	Vertical	175	1.63	-
2437MHz	Pass	PK	2.3846G	58.09	74.00	-15.91	3	Vertical	175	1.63	-
2437MHz	Pass	PK	2.4362G	108.41	Inf	-Inf	3	Vertical	175	1.63	-
2437MHz	Pass	PK	2.4862G	60.42	74.00	-13.58	3	Vertical	175	1.63	-
2437MHz	Pass	AV	2.3898G	53.85	54.00	-0.15	3	Horizontal	59	2.03	-
2437MHz	Pass	AV	2.4378G	106.43	Inf	-Inf	3	Horizontal	59	2.03	-
2437MHz	Pass	AV	2.4835G	53.69	54.00	-0.31	3	Horizontal	59	2.03	-
2437MHz	Pass	PK	2.3898G	64.57	74.00	-9.43	3	Horizontal	59	2.03	-
2437MHz	Pass	PK	2.4382G	117.35	Inf	-Inf	3	Horizontal	59	2.03	-
2437MHz	Pass	PK	2.485G	63.97	74.00	-10.03	3	Horizontal	59	2.03	-
2437MHz	Pass	AV	4.87401G	37.83	54.00	-16.17	3	Vertical	0	1.87	-
2437MHz	Pass	PK	4.87422G	47.86	74.00	-26.14	3	Vertical	0	1.87	-
2437MHz	Pass	AV	4.87396G	40.95	54.00	-13.05	3	Horizontal	336	1.01	-
2437MHz	Pass	PK	4.87396G	49.50	74.00	-24.50	3	Horizontal	336	1.01	-
2447MHz	Pass	AV	2.3894G	45.55	54.00	-8.45	3	Vertical	187	1.50	-
2447MHz	Pass	AV	2.4442G	96.72	Inf	-Inf	3	Vertical	187	1.50	-
2447MHz	Pass	AV	2.4835G	50.29	54.00	-3.71	3	Vertical	187	1.50	-
2447MHz	Pass	PK	2.3786G	56.63	74.00	-17.37	3	Vertical	187	1.50	-
2447MHz	Pass	PK	2.453G	107.60	Inf	-Inf	3	Vertical	187	1.50	-
2447MHz	Pass	PK	2.4854G	61.72	74.00	-12.28	3	Vertical	187	1.50	-
2447MHz	Pass	AV	2.3894G	47.29	54.00	-6.71	3	Horizontal	58	2.23	-
2447MHz	Pass	AV	2.4478G	104.77	Inf	-Inf	3	Horizontal	58	2.23	-
2447MHz	Pass	AV	2.4858G	53.42	54.00	-0.58	3	Horizontal	58	2.23	-
2447MHz	Pass	PK	2.3894G	58.10	74.00	-15.90	3	Horizontal	58	2.23	-
2447MHz	Pass	PK	2.4482G	114.31	Inf	-Inf	3	Horizontal	58	2.23	-
2447MHz	Pass	PK	2.4866G	64.09	74.00	-9.91	3	Horizontal	58	2.23	-
2452MHz	Pass	AV	2.3854G	48.92	54.00	-5.08	3	Vertical	167	1.92	-
2452MHz	Pass	AV	2.4128G	107.49	Inf	-Inf	3	Vertical	167	1.92	-
2452MHz	Pass	PK	2.3862G	57.84	74.00	-16.16	3	Vertical	167	1.92	-
2452MHz	Pass	PK	2.4128G	109.82	Inf	-Inf	3	Vertical	167	1.92	-
2452MHz	Pass	AV	2.3834G	53.26	54.00	-0.74	3	Horizontal	36	2.74	-
2452MHz	Pass	AV	2.4102G	112.56	Inf	-Inf	3	Horizontal	36	2.74	-
2452MHz	Pass	PK	2.3836G	61.09	74.00	-12.91	3	Horizontal	36	2.74	-
2452MHz	Pass	PK	2.41G	114.48	Inf	-Inf	3	Horizontal	36	2.74	-
2452MHz	Pass	AV	4.82403G	40.20	54.00	-13.80	3	Vertical	10	1.50	-
2452MHz	Pass	PK	4.82392G	49.23	74.00	-24.77	3	Vertical	10	1.50	-
2452MHz	Pass	AV	4.82402G	44.87	54.00	-9.13	3	Horizontal	6	1.06	-
2452MHz	Pass	PK	4.82403G	51.13	74.00	-22.87	3	Horizontal	6	1.06	-

802.11b_Nss1,(1Mbps)_2TX

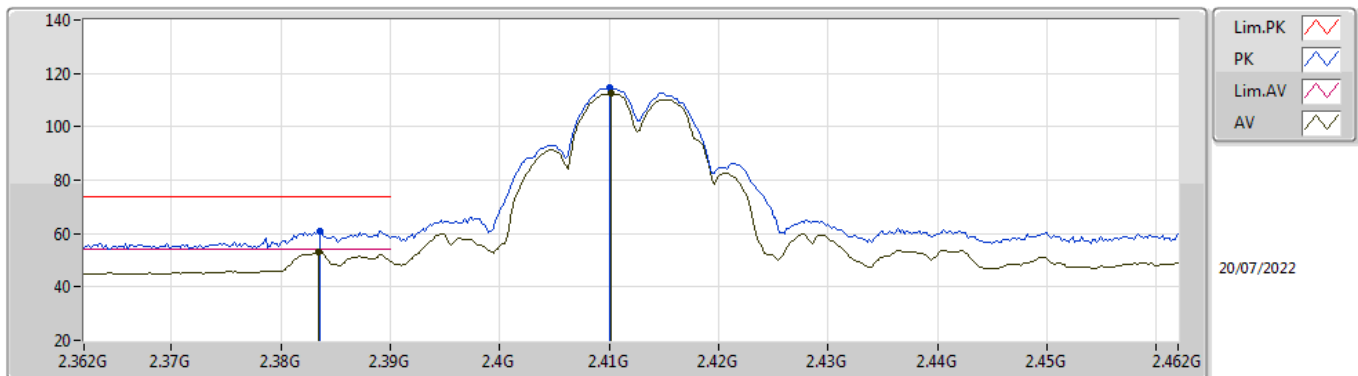
2412MHz_TX



Type	Freq (Hz)	Level (dBuV/m)	Limit (dBuV/m)	Margin (dB)	Factor (dB)	Dist (m)	Condition	Azimuth (°)	Height (m)	Comment	Raw (dBuV)	AF (dB)	CL (dB)	PA (dB)
AV	2.3854G	48.92	54.00	-5.08	31.98	3	Vertical	167	1.92	-	16.94	27.41	4.57	-
AV	2.4128G	107.49	Inf	-Inf	32.12	3	Vertical	167	1.92	-	75.37	27.53	4.59	-
PK	2.3862G	57.84	74.00	-16.16	31.99	3	Vertical	167	1.92	-	25.85	27.42	4.57	-
PK	2.4128G	109.82	Inf	-Inf	32.12	3	Vertical	167	1.92	-	77.70	27.53	4.59	-

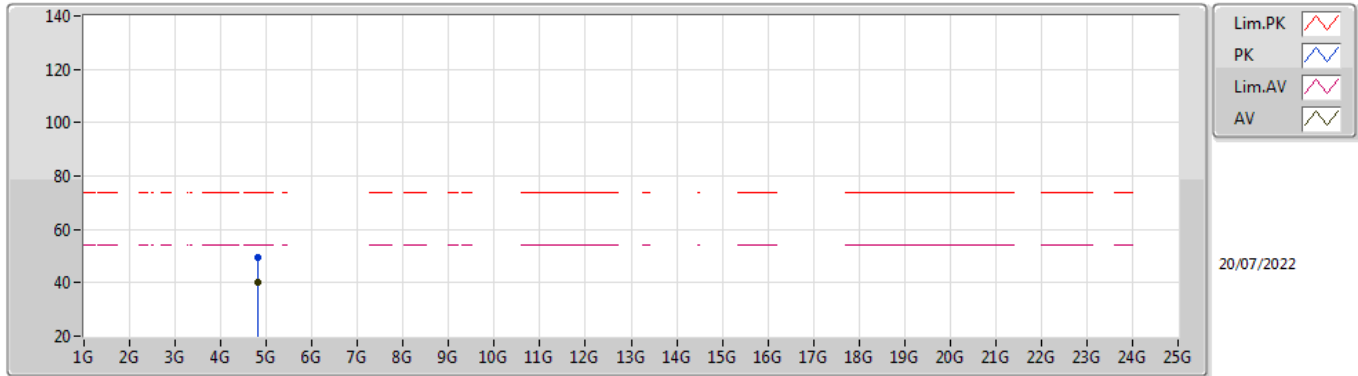
802.11b_Nss1,(1Mbps)_2TX

2412MHz_TX



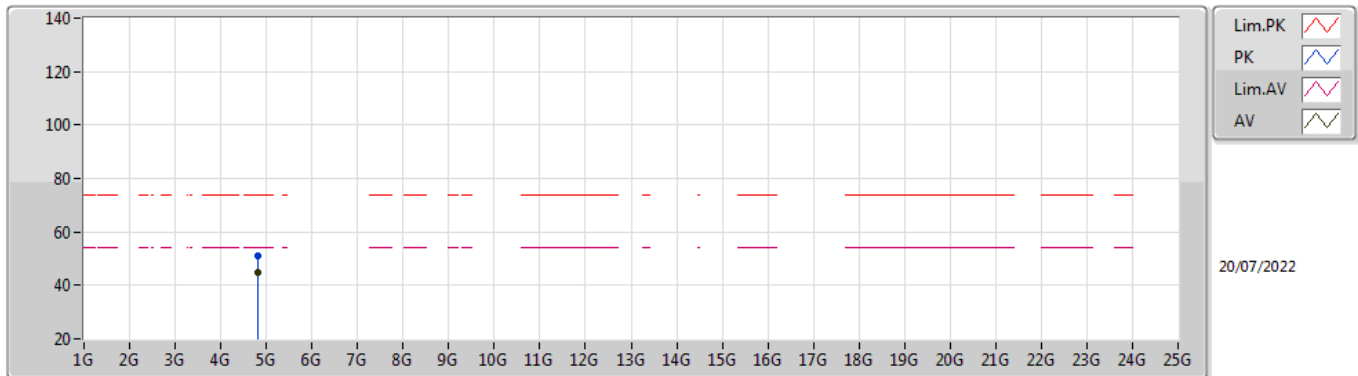
Type	Freq (Hz)	Level (dBuV/m)	Limit (dBuV/m)	Margin (dB)	Factor (dB)	Dist (m)	Condition	Azimuth (°)	Height (m)	Comment	Raw (dBuV)	AF (dB)	CL (dB)	PA (dB)
AV	2.3834G	53.26	54.00	-0.74	31.96	3	Horizontal	36	2.74	-	21.30	27.40	4.56	-
AV	2.4102G	112.56	Inf	-Inf	32.10	3	Horizontal	36	2.74	-	80.46	27.52	4.58	-
PK	2.3836G	61.09	74.00	-12.91	31.96	3	Horizontal	36	2.74	-	29.13	27.40	4.56	-
PK	2.41G	114.48	Inf	-Inf	32.10	3	Horizontal	36	2.74	-	82.38	27.52	4.58	-

802.11b_Nss1,(1Mbps)_2TX
2412MHz_TX



Type	Freq (Hz)	Level (dBuV/m)	Limit (dBuV/m)	Margin (dB)	Factor (dB)	Dist (m)	Condition	Azimuth (°)	Height (m)	Comment	Raw (dBuV)	AF (dB)	CL (dB)	PA (dB)
AV	4.82403G	40.20	54.00	-13.80	4.31	3	Vertical	10	1.50	-	35.89	32.44	6.68	34.81
PK	4.82392G	49.23	74.00	-24.77	4.31	3	Vertical	10	1.50	-	44.92	32.44	6.68	34.81

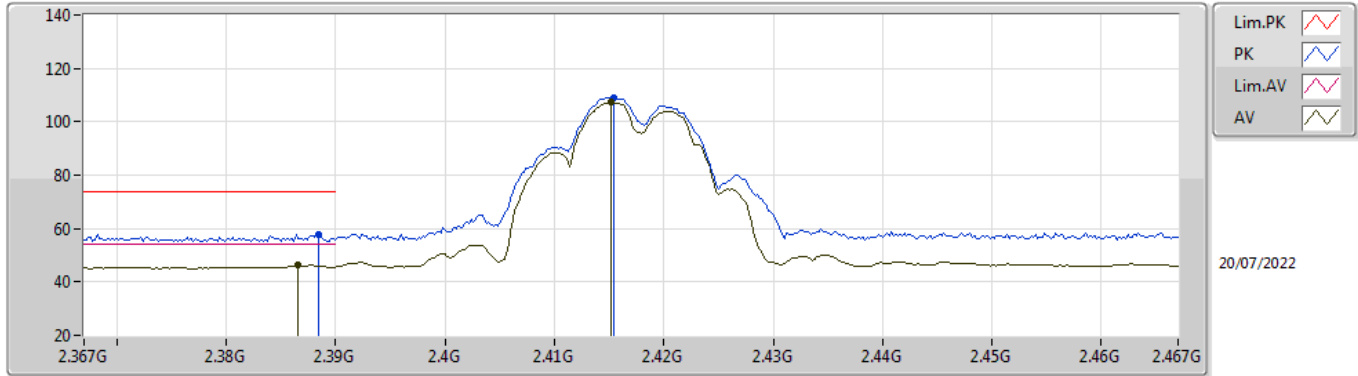
802.11b_Nss1,(1Mbps)_2TX
2412MHz_TX



Type	Freq (Hz)	Level (dBuV/m)	Limit (dBuV/m)	Margin (dB)	Factor (dB)	Dist (m)	Condition	Azimuth (°)	Height (m)	Comment	Raw (dBuV)	AF (dB)	CL (dB)	PA (dB)
AV	4.82402G	44.87	54.00	-9.13	4.31	3	Horizontal	6	1.06	-	40.56	32.44	6.68	34.81
PK	4.82403G	51.13	74.00	-22.87	4.31	3	Horizontal	6	1.06	-	46.82	32.44	6.68	34.81

802.11b_Nss1,(1Mbps)_2TX

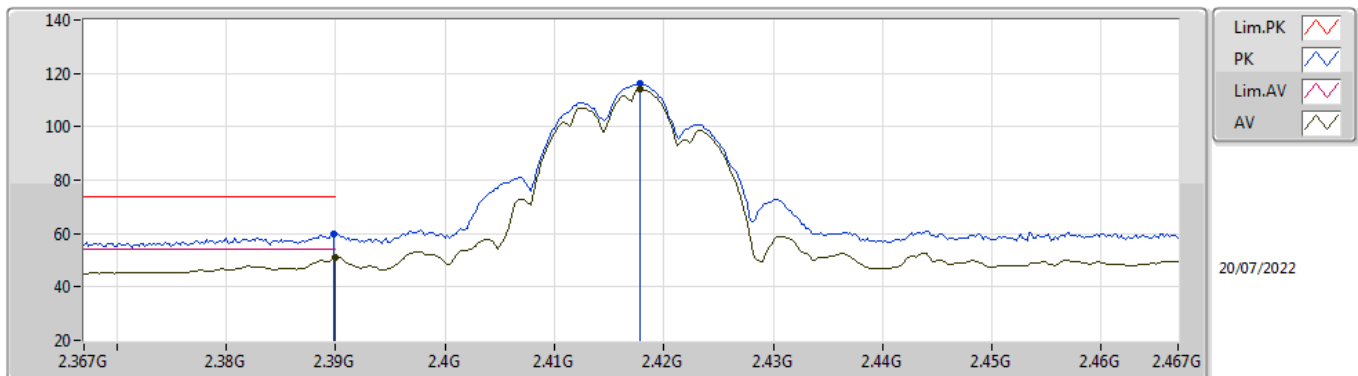
2417MHz_TX



Type	Freq (Hz)	Level (dBuV/m)	Limit (dBuV/m)	Margin (dB)	Factor (dB)	Dist (m)	Condition	Azimuth (°)	Height (m)	Comment	Raw (dBuV)	AF (dB)	CL (dB)	PA (dB)
AV	2.3866G	46.16	54.00	-7.84	31.99	3	Vertical	170	1.94	-	14.17	27.42	4.57	-
AV	2.4152G	107.39	Inf	-Inf	32.12	3	Vertical	170	1.94	-	75.27	27.53	4.59	-
PK	2.3884G	58.00	74.00	-16.00	32.00	3	Vertical	170	1.94	-	26.00	27.43	4.57	-
PK	2.4154G	109.17	Inf	-Inf	32.12	3	Vertical	170	1.94	-	77.05	27.53	4.59	-

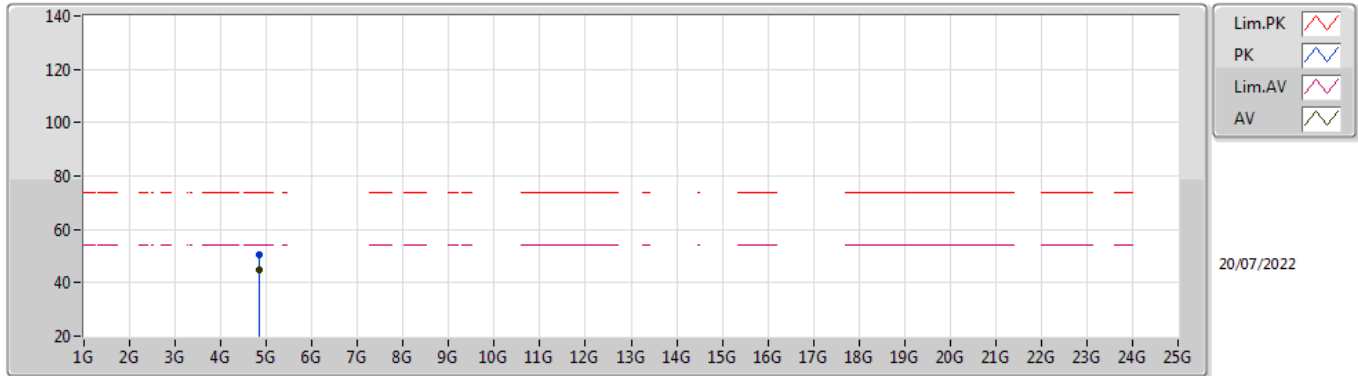
802.11b_Nss1,(1Mbps)_2TX

2417MHz_TX



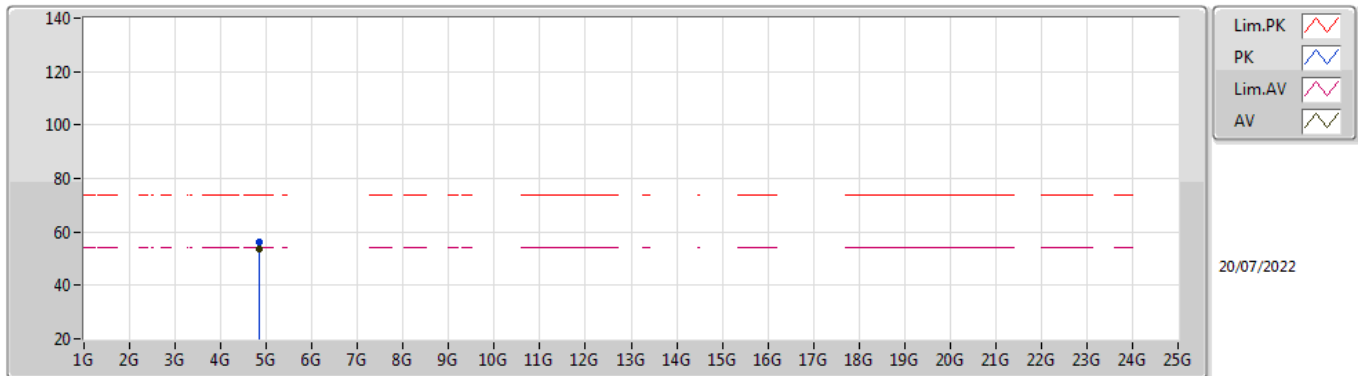
Type	Freq (Hz)	Level (dBuV/m)	Limit (dBuV/m)	Margin (dB)	Factor (dB)	Dist (m)	Condition	Azimuth (°)	Height (m)	Comment	Raw (dBuV)	AF (dB)	CL (dB)	PA (dB)
AV	2.39G	50.93	54.00	-3.07	32.01	3	Horizontal	35	2.77	-	18.92	27.44	4.57	-
AV	2.4178G	114.07	Inf	-Inf	32.13	3	Horizontal	35	2.77	-	81.94	27.54	4.59	-
PK	2.3898G	59.78	74.00	-14.22	32.01	3	Horizontal	35	2.77	-	27.77	27.44	4.57	-
PK	2.4178G	116.40	Inf	-Inf	32.13	3	Horizontal	35	2.77	-	84.27	27.54	4.59	-

802.11b_Nss1,(1Mbps)_2TX
2417MHz_TX



Type	Freq (Hz)	Level (dBuV/m)	Limit (dBuV/m)	Margin (dB)	Factor (dB)	Dist (m)	Condition	Azimuth (°)	Height (m)	Comment	Raw (dBuV)	AF (dB)	CL (dB)	PA (dB)
AV	4.834G	44.71	54.00	-9.29	4.39	3	Vertical	20	2.25	-	40.32	32.50	6.69	34.80
PK	4.83392G	50.59	74.00	-23.41	4.39	3	Vertical	20	2.25	-	46.20	32.50	6.69	34.80

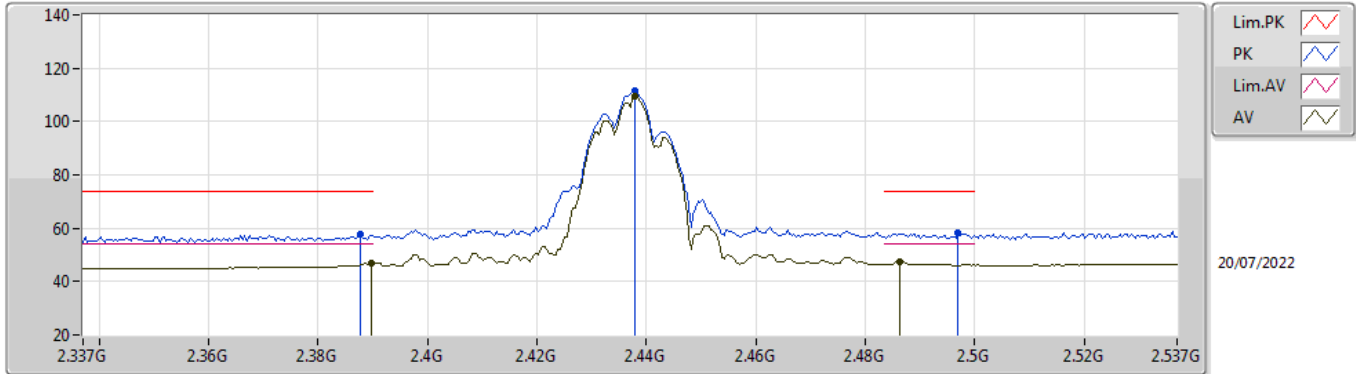
802.11b_Nss1,(1Mbps)_2TX
2417MHz_TX



Type	Freq (Hz)	Level (dBuV/m)	Limit (dBuV/m)	Margin (dB)	Factor (dB)	Dist (m)	Condition	Azimuth (°)	Height (m)	Comment	Raw (dBuV)	AF (dB)	CL (dB)	PA (dB)
AV	4.834G	53.50	54.00	-0.50	4.39	3	Horizontal	29	2.35	-	49.11	32.50	6.69	34.80
PK	4.83396G	56.21	74.00	-17.79	4.39	3	Horizontal	29	2.35	-	51.82	32.50	6.69	34.80

802.11b_Nss1,(1Mbps)_2TX

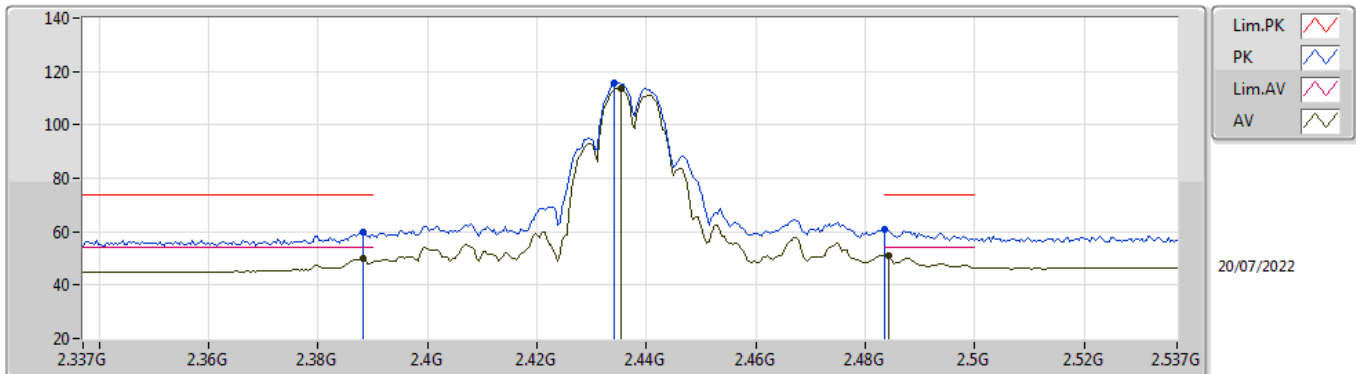
2437MHz_TX



Type	Freq (Hz)	Level (dBuV/m)	Limit (dBuV/m)	Margin (dB)	Factor (dB)	Dist (m)	Condition	Azimuth (°)	Height (m)	Comment	Raw (dBuV)	AF (dB)	CL (dB)	PA (dB)
AV	2.3898G	47.07	54.00	-6.93	32.01	3	Vertical	166	1.85	-	15.06	27.44	4.57	-
AV	2.4378G	109.26	Inf	-Inf	32.18	3	Vertical	166	1.85	-	77.08	27.58	4.60	-
AV	2.4862G	47.63	54.00	-6.37	32.43	3	Vertical	166	1.85	-	15.20	27.82	4.61	-
PK	2.3878G	57.89	74.00	-16.11	32.00	3	Vertical	166	1.85	-	25.89	27.43	4.57	-
PK	2.4378G	111.43	Inf	-Inf	32.18	3	Vertical	166	1.85	-	79.25	27.58	4.60	-
PK	2.497G	58.33	74.00	-15.67	32.50	3	Vertical	166	1.85	-	25.83	27.88	4.62	-

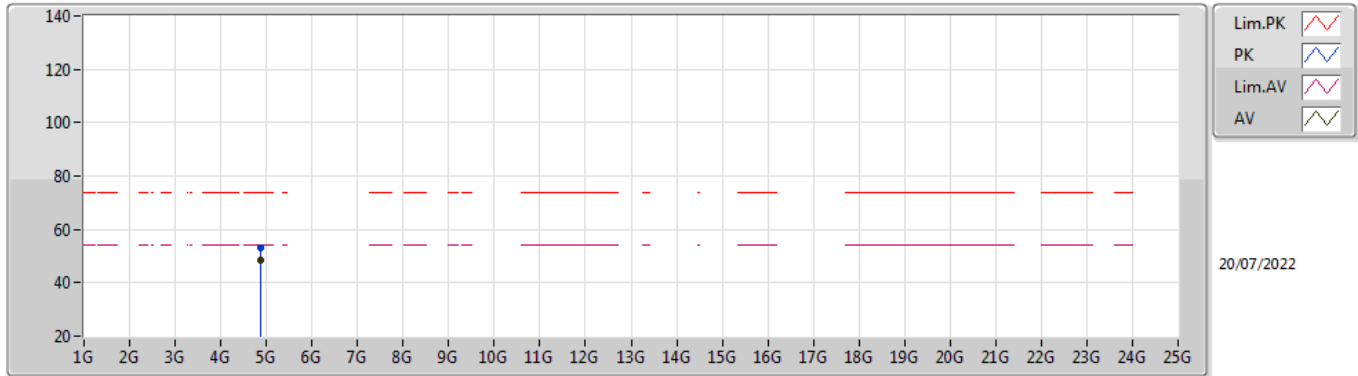
802.11b_Nss1,(1Mbps)_2TX

2437MHz_TX



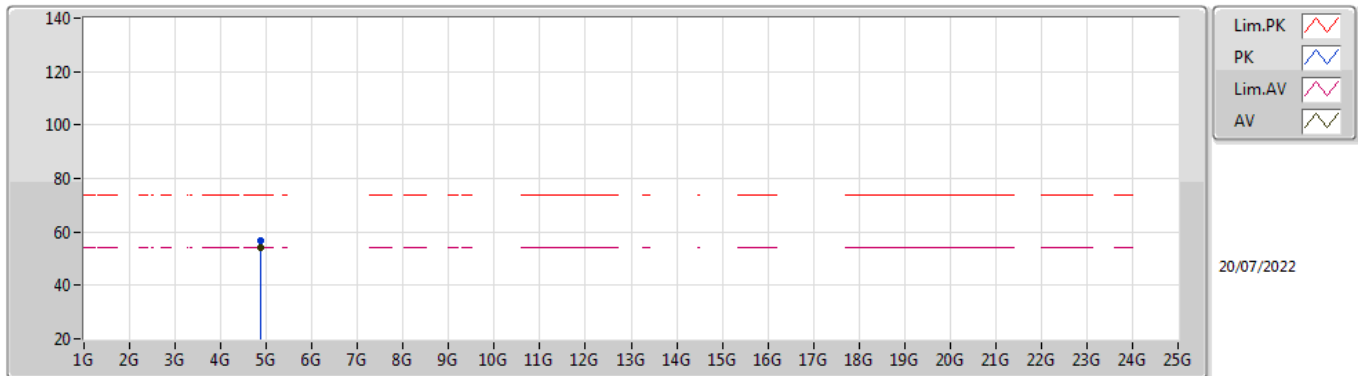
Type	Freq (Hz)	Level (dBuV/m)	Limit (dBuV/m)	Margin (dB)	Factor (dB)	Dist (m)	Condition	Azimuth (°)	Height (m)	Comment	Raw (dBuV)	AF (dB)	CL (dB)	PA (dB)
AV	2.3882G	49.87	54.00	-4.13	32.00	3	Horizontal	38	2.18	-	17.87	27.43	4.57	-
AV	2.4354G	113.62	Inf	-Inf	32.16	3	Horizontal	38	2.18	-	81.46	27.57	4.59	-
AV	2.4842G	50.99	54.00	-3.01	32.42	3	Horizontal	38	2.18	-	18.57	27.81	4.61	-
PK	2.3882G	59.84	74.00	-14.16	32.00	3	Horizontal	38	2.18	-	27.84	27.43	4.57	-
PK	2.4342G	115.91	Inf	-Inf	32.16	3	Horizontal	38	2.18	-	83.75	27.57	4.59	-
PK	2.4835G	60.73	74.00	-13.27	32.41	3	Horizontal	38	2.18	-	28.32	27.80	4.61	-

802.11b_Nss1,(1Mbps)_2TX
2437MHz_TX



Type	Freq (Hz)	Level (dBuV/m)	Limit (dBuV/m)	Margin (dB)	Factor (dB)	Dist (m)	Condition	Azimuth (°)	Height (m)	Comment	Raw (dBuV)	AF (dB)	CL (dB)	PA (dB)
AV	4.87404G	48.19	54.00	-5.81	4.63	3	Vertical	19	2.96	-	43.56	32.70	6.72	34.79
PK	4.87399G	52.87	74.00	-21.13	4.63	3	Vertical	19	2.96	-	48.24	32.70	6.72	34.79

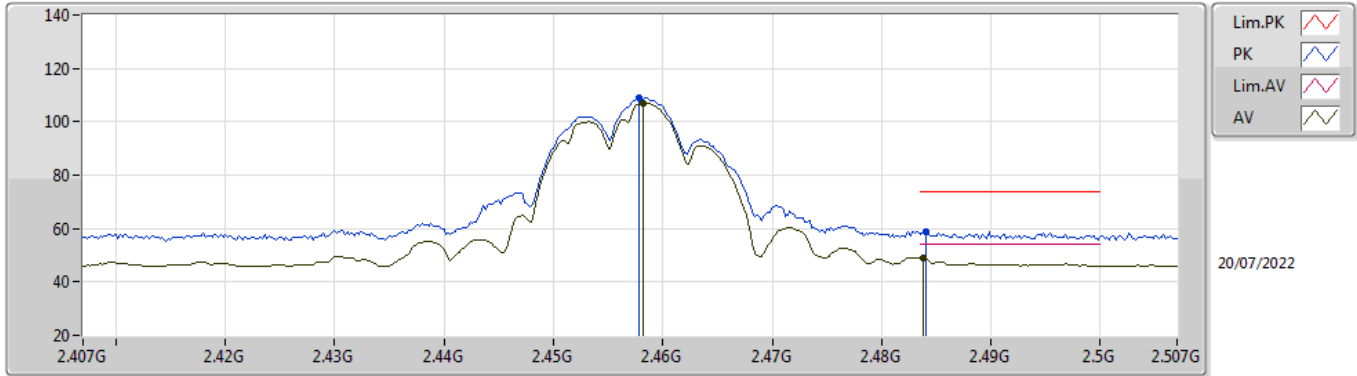
802.11b_Nss1,(1Mbps)_2TX
2437MHz_TX



Type	Freq (Hz)	Level (dBuV/m)	Limit (dBuV/m)	Margin (dB)	Factor (dB)	Dist (m)	Condition	Azimuth (°)	Height (m)	Comment	Raw (dBuV)	AF (dB)	CL (dB)	PA (dB)
AV	4.87401G	53.89	54.00	-0.11	4.63	3	Horizontal	30	1.72	-	49.26	32.70	6.72	34.79
PK	4.87402G	56.64	74.00	-17.36	4.63	3	Horizontal	30	1.72	-	52.01	32.70	6.72	34.79

802.11b_Nss1,(1Mbps)_2TX

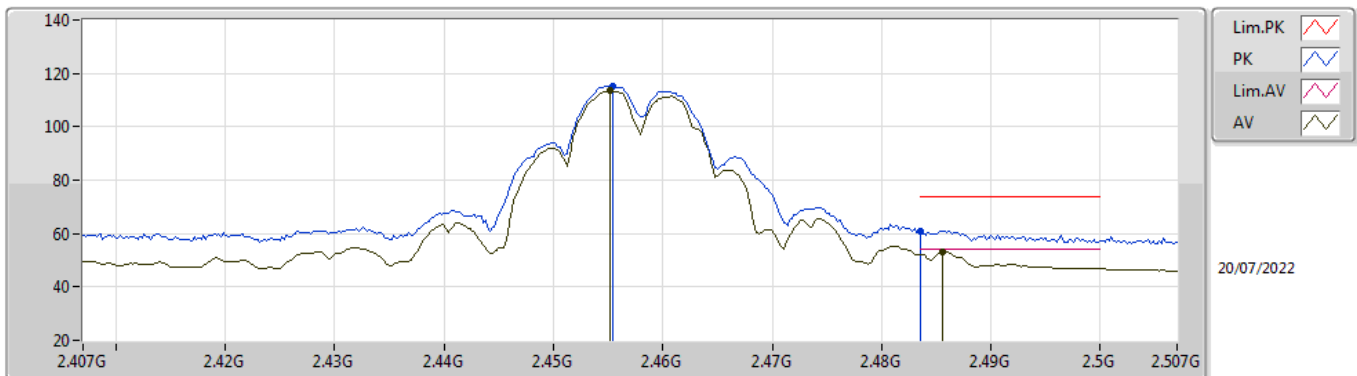
2457MHz_TX



Type	Freq (Hz)	Level (dBuV/m)	Limit (dBuV/m)	Margin (dB)	Factor (dB)	Dist (m)	Condition	Azimuth (°)	Height (m)	Comment	Raw (dBuV)	AF (dB)	CL (dB)	PA (dB)
AV	2.4582G	106.85	Inf	-Inf	32.25	3	Vertical	169	1.87	-	74.60	27.65	4.60	-
AV	2.4838G	49.10	54.00	-4.90	32.41	3	Vertical	169	1.87	-	16.69	27.80	4.61	-
PK	2.4578G	109.05	Inf	-Inf	32.25	3	Vertical	169	1.87	-	76.80	27.65	4.60	-
PK	2.484G	58.98	74.00	-15.02	32.41	3	Vertical	169	1.87	-	26.57	27.80	4.61	-

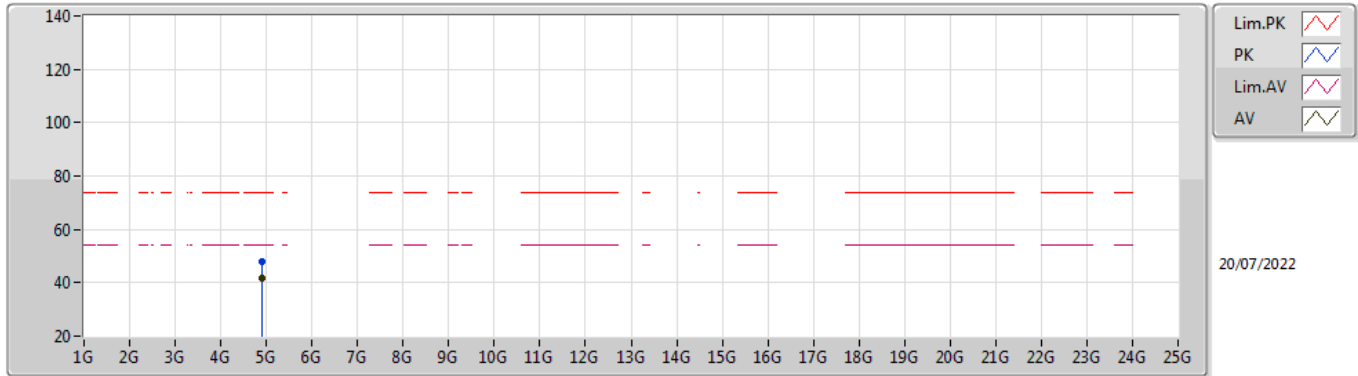
802.11b_Nss1,(1Mbps)_2TX

2457MHz_TX



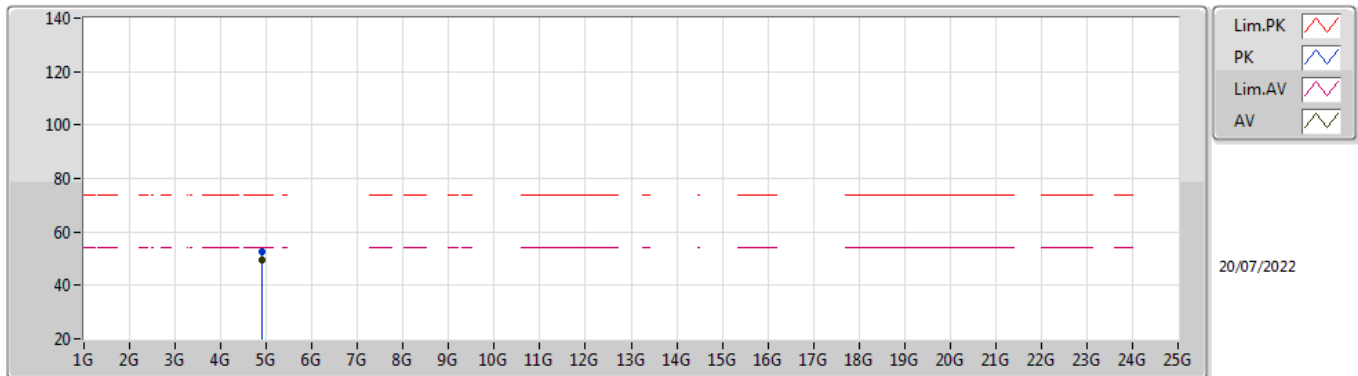
Type	Freq (Hz)	Level (dBuV/m)	Limit (dBuV/m)	Margin (dB)	Factor (dB)	Dist (m)	Condition	Azimuth (°)	Height (m)	Comment	Raw (dBuV)	AF (dB)	CL (dB)	PA (dB)
AV	2.4552G	113.46	Inf	-Inf	32.23	3	Horizontal	41	2.74	-	81.23	27.63	4.60	-
AV	2.4856G	53.13	54.00	-0.87	32.42	3	Horizontal	41	2.74	-	20.71	27.81	4.61	-
PK	2.4554G	115.38	Inf	-Inf	32.23	3	Horizontal	41	2.74	-	83.15	27.63	4.60	-
PK	2.4835G	60.97	74.00	-13.03	32.41	3	Horizontal	41	2.74	-	28.56	27.80	4.61	-

802.11b_Nss1,(1Mbps)_2TX
2457MHz_TX



Type	Freq (Hz)	Level (dBuV/m)	Limit (dBuV/m)	Margin (dB)	Factor (dB)	Dist (m)	Condition	Azimuth (°)	Height (m)	Comment	Raw (dBuV)	AF (dB)	CL (dB)	PA (dB)
AV	4.91404G	41.52	54.00	-12.48	4.83	3	Vertical	327	2.77	-	36.69	32.86	6.75	34.78
PK	4.91388G	47.86	74.00	-26.14	4.83	3	Vertical	327	2.77	-	43.03	32.86	6.75	34.78

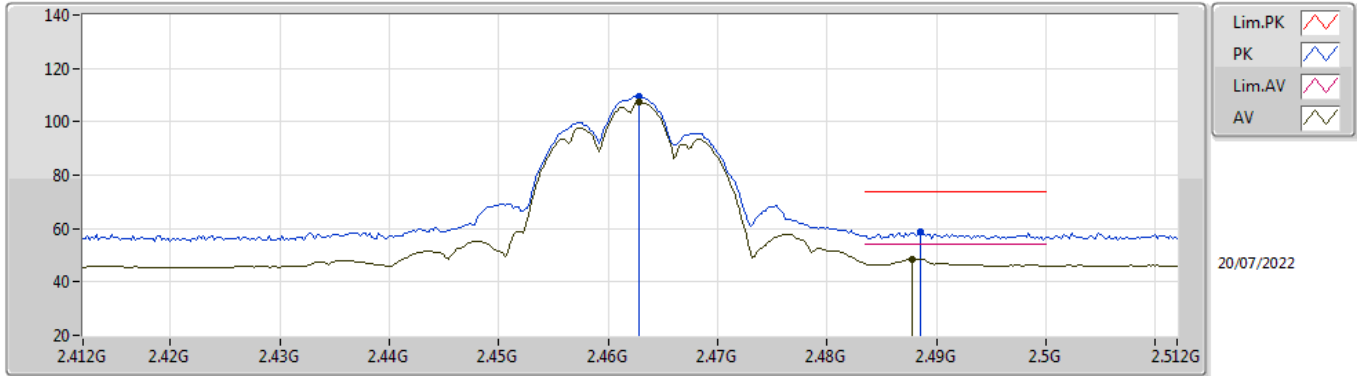
802.11b_Nss1,(1Mbps)_2TX
2457MHz_TX



Type	Freq (Hz)	Level (dBuV/m)	Limit (dBuV/m)	Margin (dB)	Factor (dB)	Dist (m)	Condition	Azimuth (°)	Height (m)	Comment	Raw (dBuV)	AF (dB)	CL (dB)	PA (dB)
AV	4.91404G	49.48	54.00	-4.52	4.83	3	Horizontal	29	2.08	-	44.65	32.86	6.75	34.78
PK	4.91404G	52.79	74.00	-21.21	4.83	3	Horizontal	29	2.08	-	47.96	32.86	6.75	34.78

802.11b_Nss1,(1Mbps)_2TX

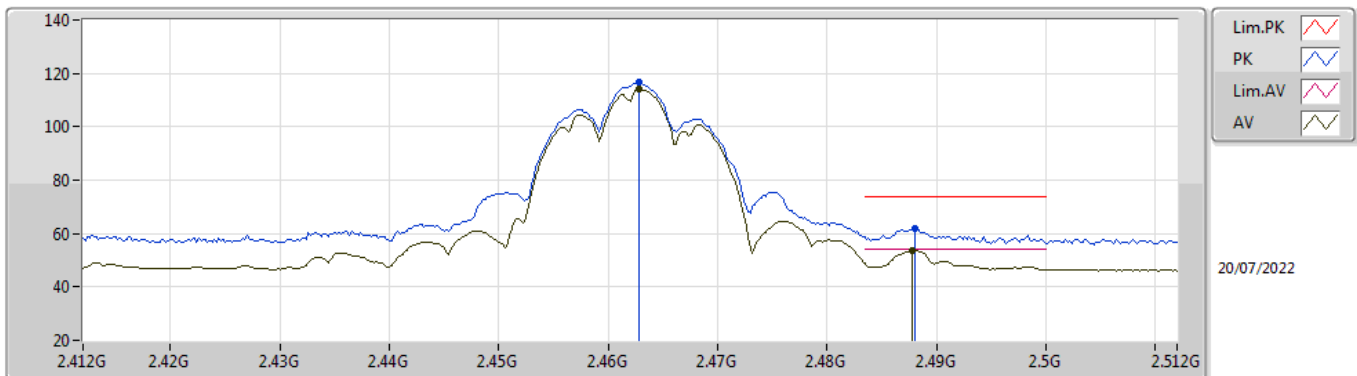
2462MHz_TX



Type	Freq (Hz)	Level (dBuV/m)	Limit (dBuV/m)	Margin (dB)	Factor (dB)	Dist (m)	Condition	Azimuth (°)	Height (m)	Comment	Raw (dBuV)	AF (dB)	CL (dB)	PA (dB)
AV	2.4628G	107.54	Inf	-Inf	32.29	3	Vertical	200	2.02	-	75.25	27.68	4.61	-
AV	2.4878G	48.56	54.00	-5.44	32.45	3	Vertical	200	2.02	-	16.11	27.83	4.62	-
PK	2.4628G	109.74	Inf	-Inf	32.29	3	Vertical	200	2.02	-	77.45	27.68	4.61	-
PK	2.4886G	58.58	74.00	-15.42	32.45	3	Vertical	200	2.02	-	26.13	27.83	4.62	-

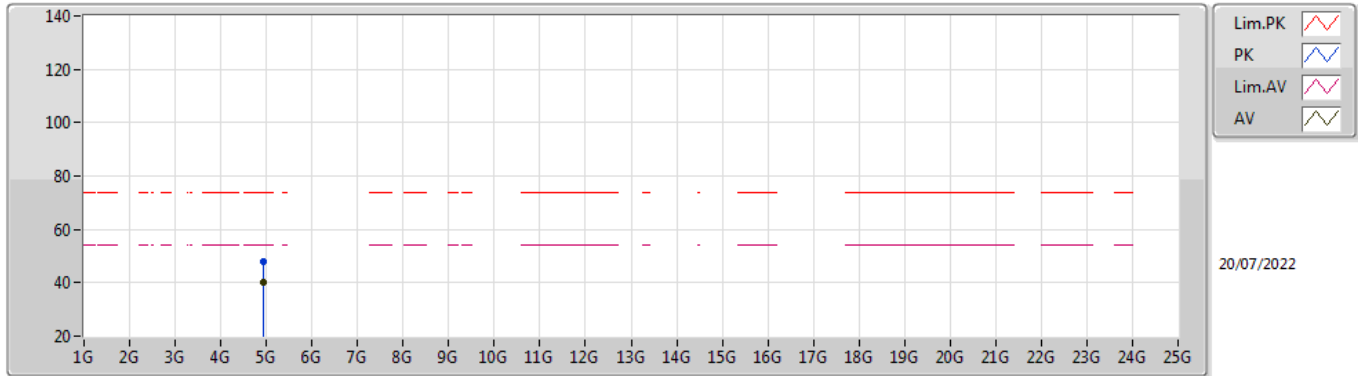
802.11b_Nss1,(1Mbps)_2TX

2462MHz_TX



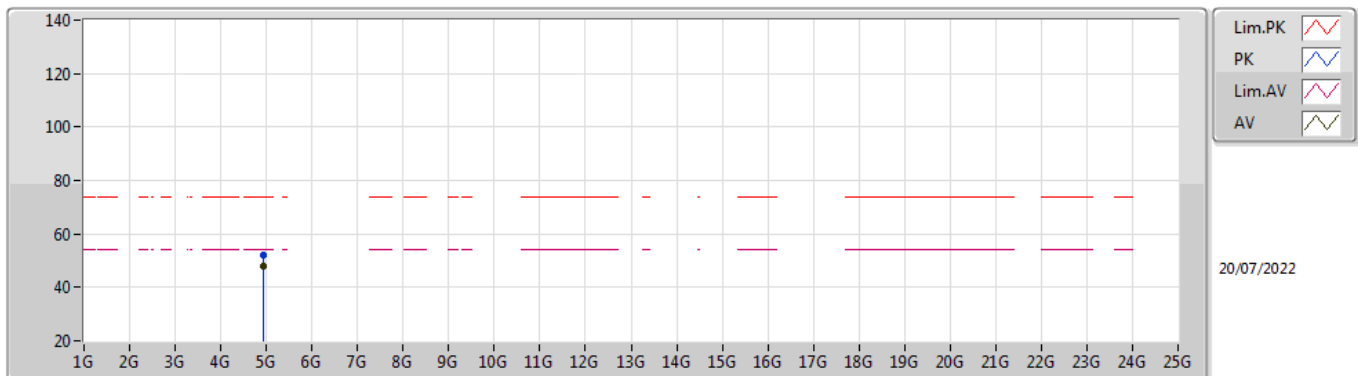
Type	Freq (Hz)	Level (dBuV/m)	Limit (dBuV/m)	Margin (dB)	Factor (dB)	Dist (m)	Condition	Azimuth (°)	Height (m)	Comment	Raw (dBuV)	AF (dB)	CL (dB)	PA (dB)
AV	2.4628G	114.23	Inf	-Inf	32.29	3	Horizontal	48	2.40	-	81.94	27.68	4.61	-
AV	2.4878G	53.80	54.00	-0.20	32.45	3	Horizontal	48	2.40	-	21.35	27.83	4.62	-
PK	2.4628G	116.58	Inf	-Inf	32.29	3	Horizontal	48	2.40	-	84.29	27.68	4.61	-
PK	2.488G	61.95	74.00	-12.05	32.45	3	Horizontal	48	2.40	-	29.50	27.83	4.62	-

802.11b_Nss1,(1Mbps)_2TX
2462MHz_TX



Type	Freq (Hz)	Level (dBuV/m)	Limit (dBuV/m)	Margin (dB)	Factor (dB)	Dist (m)	Condition	Azimuth (°)	Height (m)	Comment	Raw (dBuV)	AF (dB)	CL (dB)	PA (dB)
AV	4.924G	40.31	54.00	-13.69	4.87	3	Vertical	329	2.70	-	35.44	32.90	6.75	34.78
PK	4.92404G	48.16	74.00	-25.84	4.87	3	Vertical	329	2.70	-	43.29	32.90	6.75	34.78

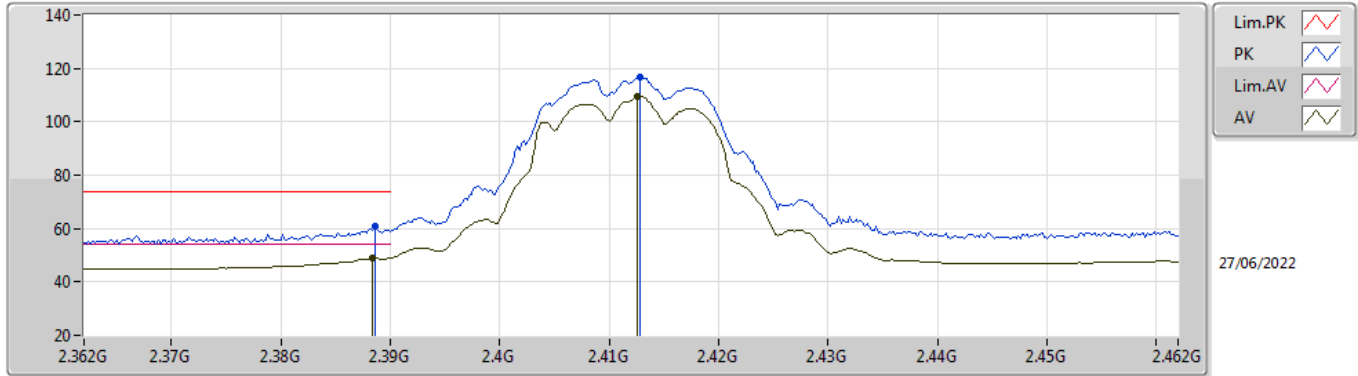
802.11b_Nss1,(1Mbps)_2TX
2462MHz_TX



Type	Freq (Hz)	Level (dBuV/m)	Limit (dBuV/m)	Margin (dB)	Factor (dB)	Dist (m)	Condition	Azimuth (°)	Height (m)	Comment	Raw (dBuV)	AF (dB)	CL (dB)	PA (dB)
AV	4.924G	48.15	54.00	-5.85	4.87	3	Horizontal	26	2.11	-	43.28	32.90	6.75	34.78
PK	4.924G	52.19	74.00	-21.81	4.87	3	Horizontal	26	2.11	-	47.32	32.90	6.75	34.78

802.11g_Nss1,(6Mbps)_2TX

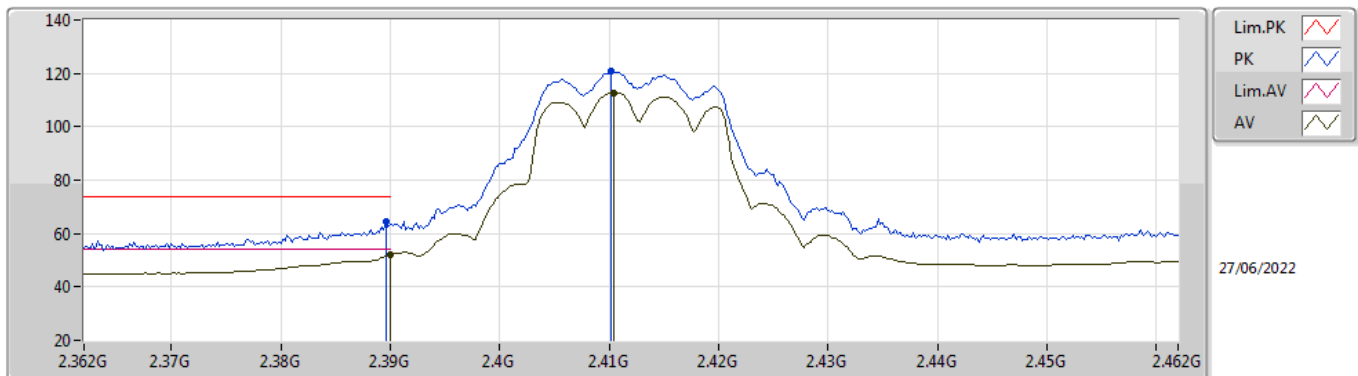
2412MHz_TX



Type	Freq (Hz)	Level (dBuV/m)	Limit (dBuV/m)	Margin (dB)	Factor (dB)	Dist (m)	Condition	Azimuth (°)	Height (m)	Comment	Raw (dBuV)	AF (dB)	CL (dB)	PA (dB)
AV	2.3884G	48.96	54.00	-5.04	32.00	3	Vertical	18	1.00	-	16.96	27.43	4.57	-
AV	2.4126G	109.40	Inf	-Inf	32.12	3	Vertical	18	1.00	-	77.28	27.53	4.59	-
PK	2.3886G	60.65	74.00	-13.35	32.00	3	Vertical	18	1.00	-	28.65	27.43	4.57	-
PK	2.4128G	116.94	Inf	-Inf	32.12	3	Vertical	18	1.00	-	84.82	27.53	4.59	-

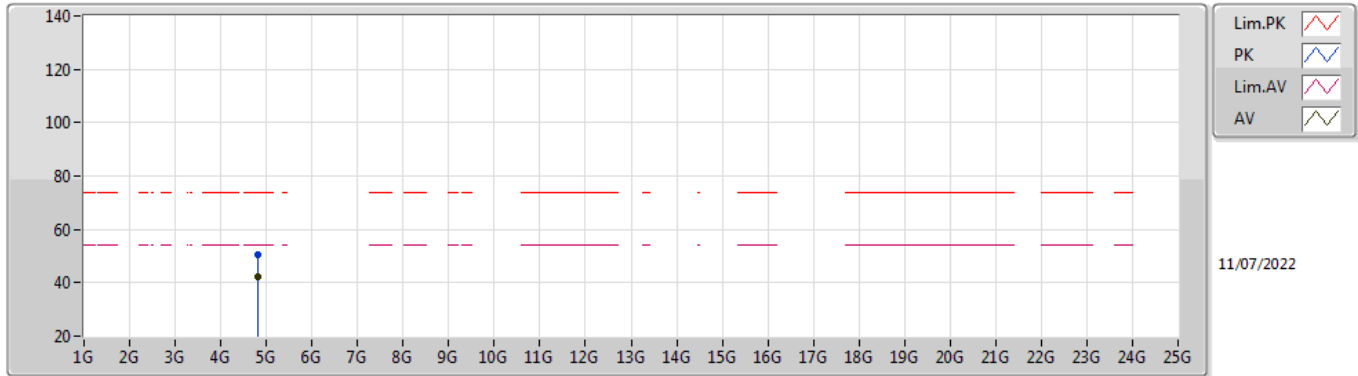
802.11g_Nss1,(6Mbps)_2TX

2412MHz_TX



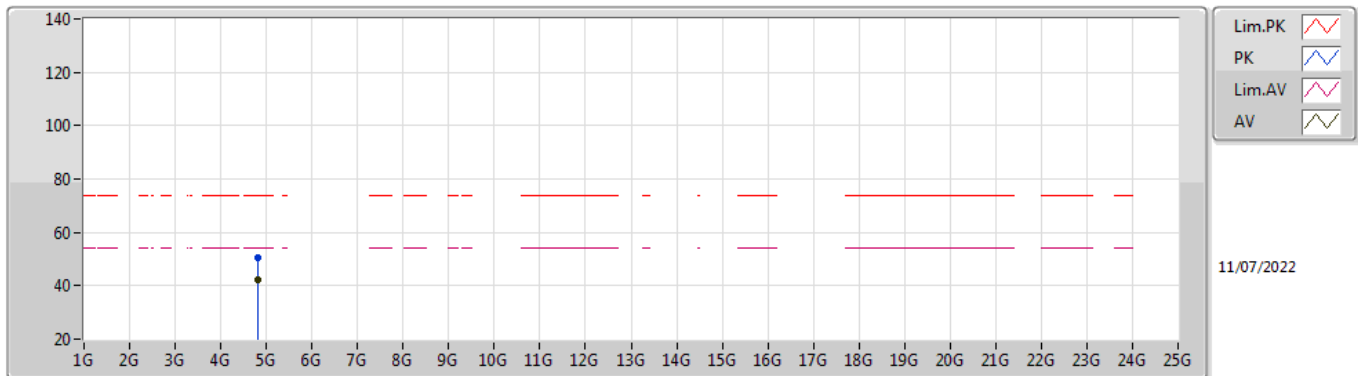
Type	Freq (Hz)	Level (dBuV/m)	Limit (dBuV/m)	Margin (dB)	Factor (dB)	Dist (m)	Condition	Azimuth (°)	Height (m)	Comment	Raw (dBuV)	AF (dB)	CL (dB)	PA (dB)
AV	2.39G	52.03	54.00	-1.97	32.01	3	Horizontal	48	2.73	-	20.02	27.44	4.57	-
AV	2.4104G	112.67	Inf	-Inf	32.10	3	Horizontal	48	2.73	-	80.57	27.52	4.58	-
PK	2.3896G	64.62	74.00	-9.38	32.01	3	Horizontal	48	2.73	-	32.61	27.44	4.57	-
PK	2.4102G	120.94	Inf	-Inf	32.10	3	Horizontal	48	2.73	-	88.84	27.52	4.58	-

802.11g_Nss1,(6Mbps)_2TX
2412MHz_TX



Type	Freq (Hz)	Level (dBuV/m)	Limit (dBuV/m)	Margin (dB)	Factor (dB)	Dist (m)	Condition	Azimuth (°)	Height (m)	Comment	Raw (dBuV)	AF (dB)	CL (dB)	PA (dB)
AV	4.82399G	42.44	54.00	-11.56	4.31	3	Horizontal	339	2.26	-	38.13	32.44	6.68	34.81
PK	4.82414G	50.31	74.00	-23.69	4.31	3	Horizontal	339	2.26	-	46.00	32.44	6.68	34.81

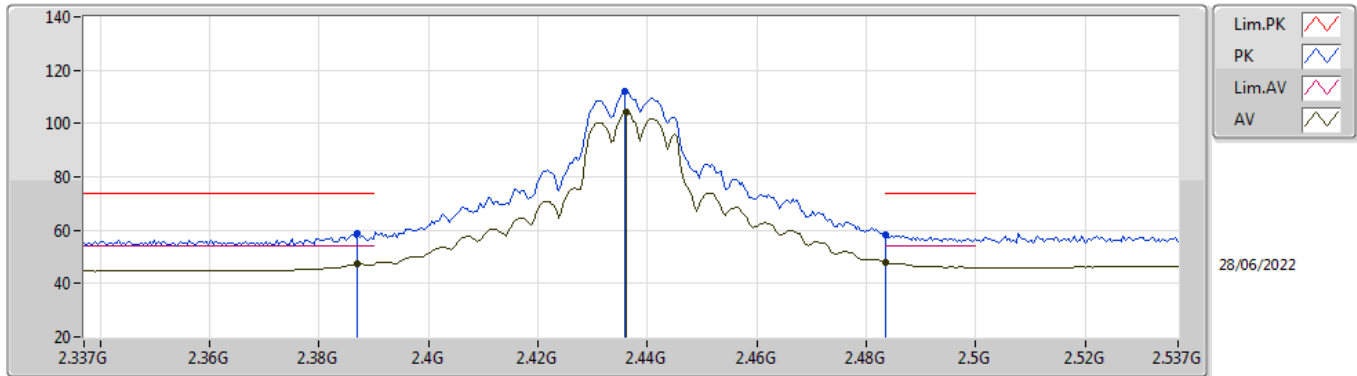
802.11g_Nss1,(6Mbps)_2TX
2412MHz_TX



Type	Freq (Hz)	Level (dBuV/m)	Limit (dBuV/m)	Margin (dB)	Factor (dB)	Dist (m)	Condition	Azimuth (°)	Height (m)	Comment	Raw (dBuV)	AF (dB)	CL (dB)	PA (dB)
AV	4.82399G	42.44	54.00	-11.56	4.31	3	Horizontal	339	2.26	-	38.13	32.44	6.68	34.81
PK	4.82414G	50.31	74.00	-23.69	4.31	3	Horizontal	339	2.26	-	46.00	32.44	6.68	34.81

802.11g_Nss1,(6Mbps)_2TX

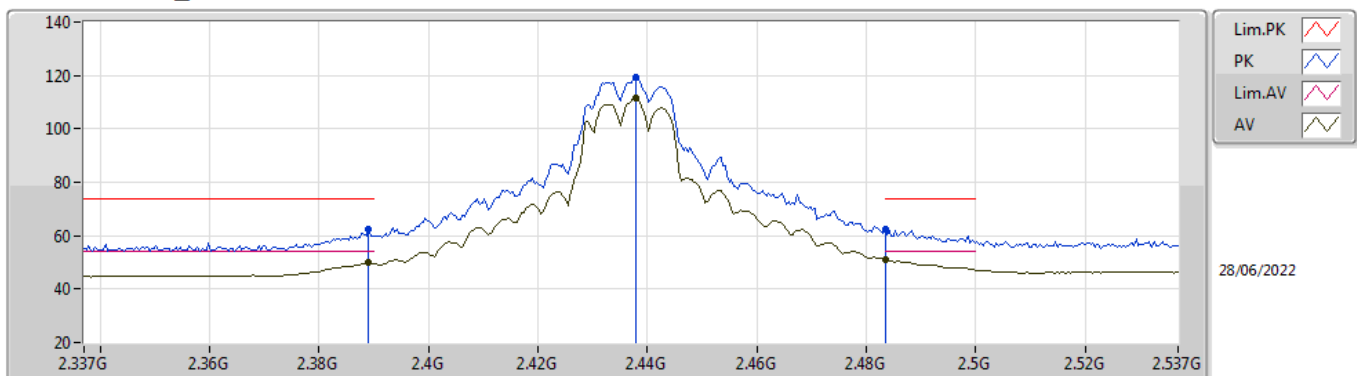
2437MHz_TX



Type	Freq (Hz)	Level (dBuV/m)	Limit (dBuV/m)	Margin (dB)	Factor (dB)	Dist (m)	Condition	Azimuth (°)	Height (m)	Comment	Raw (dBuV)	AF (dB)	CL (dB)	PA (dB)
AV	2.387G	47.21	54.00	-6.79	31.99	3	Vertical	165	1.83	-	15.22	27.42	4.57	-
AV	2.4362G	104.45	Inf	-Inf	32.16	3	Vertical	165	1.83	-	72.29	27.57	4.59	-
AV	2.4835G	47.76	54.00	-6.24	32.41	3	Vertical	165	1.83	-	15.35	27.80	4.61	-
PK	2.387G	58.78	74.00	-15.22	31.99	3	Vertical	165	1.83	-	26.79	27.42	4.57	-
PK	2.4358G	112.16	Inf	-Inf	32.16	3	Vertical	165	1.83	-	80.00	27.57	4.59	-
PK	2.4835G	58.10	74.00	-15.90	32.41	3	Vertical	165	1.83	-	25.69	27.80	4.61	-

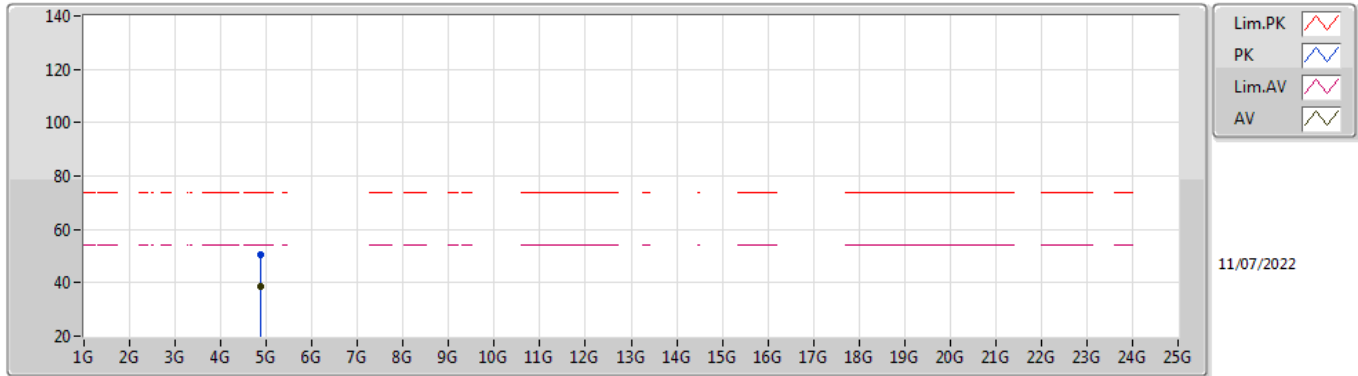
802.11g_Nss1,(6Mbps)_2TX

2437MHz_TX



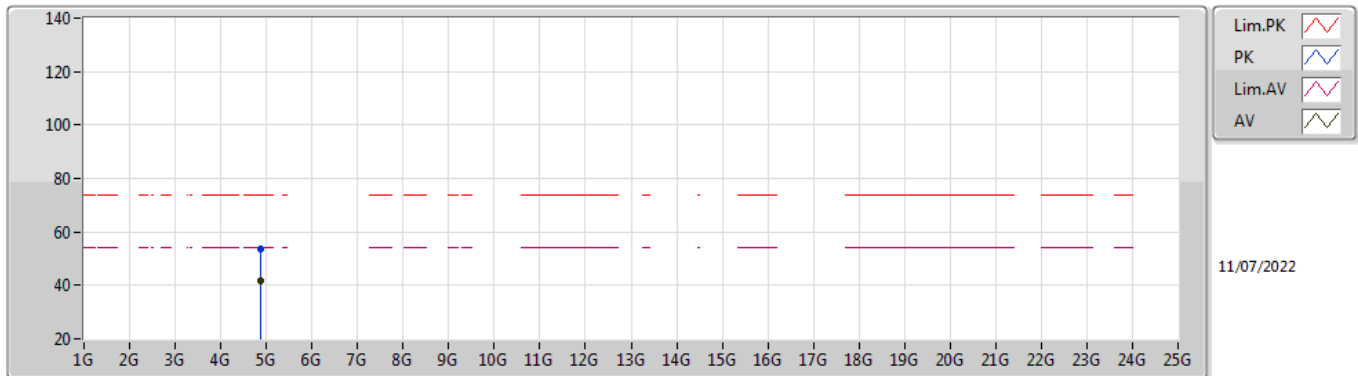
Type	Freq (Hz)	Level (dBuV/m)	Limit (dBuV/m)	Margin (dB)	Factor (dB)	Dist (m)	Condition	Azimuth (°)	Height (m)	Comment	Raw (dBuV)	AF (dB)	CL (dB)	PA (dB)
AV	2.389G	49.86	54.00	-4.14	32.00	3	Horizontal	51	2.18	-	17.86	27.43	4.57	-
AV	2.4378G	111.55	Inf	-Inf	32.18	3	Horizontal	51	2.18	-	79.37	27.58	4.60	-
AV	2.4835G	51.14	54.00	-2.86	32.41	3	Horizontal	51	2.18	-	18.73	27.80	4.61	-
PK	2.389G	62.28	74.00	-11.72	32.00	3	Horizontal	51	2.18	-	30.28	27.43	4.57	-
PK	2.4378G	119.11	Inf	-Inf	32.18	3	Horizontal	51	2.18	-	86.93	27.58	4.60	-
PK	2.4835G	62.52	74.00	-11.48	32.41	3	Horizontal	51	2.18	-	30.11	27.80	4.61	-

802.11g_Nss1,(6Mbps)_2TX
2437MHz_TX



Type	Freq (Hz)	Level (dBuV/m)	Limit (dBuV/m)	Margin (dB)	Factor (dB)	Dist (m)	Condition	Azimuth (°)	Height (m)	Comment	Raw (dBuV)	AF (dB)	CL (dB)	PA (dB)
AV	4.87403G	38.74	54.00	-15.26	4.63	3	Vertical	0	1.00	-	34.11	32.70	6.72	34.79
PK	4.87388G	50.41	74.00	-23.59	4.63	3	Vertical	0	1.00	-	45.78	32.70	6.72	34.79

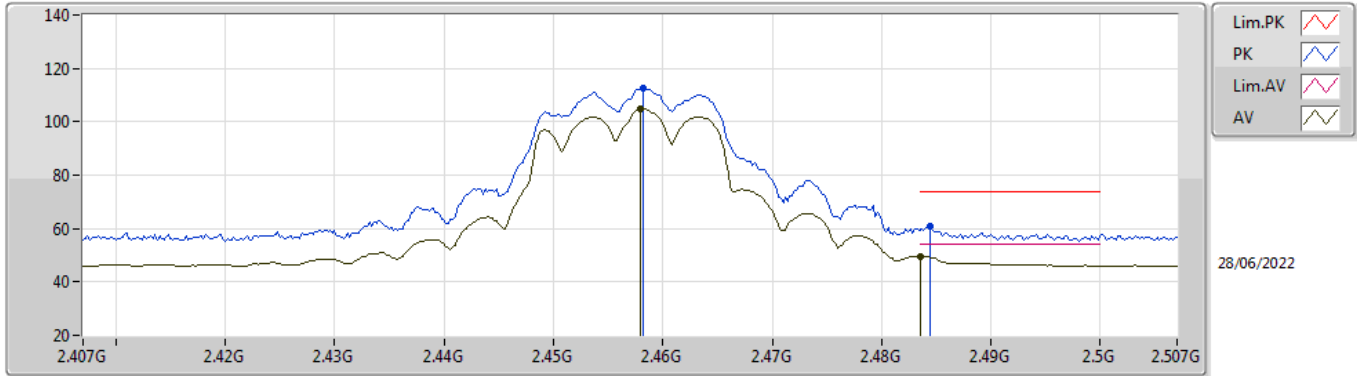
802.11g_Nss1,(6Mbps)_2TX
2437MHz_TX



Type	Freq (Hz)	Level (dBuV/m)	Limit (dBuV/m)	Margin (dB)	Factor (dB)	Dist (m)	Condition	Azimuth (°)	Height (m)	Comment	Raw (dBuV)	AF (dB)	CL (dB)	PA (dB)
AV	4.87405G	41.54	54.00	-12.46	4.63	3	Horizontal	340	1.29	-	36.91	32.70	6.72	34.79
PK	4.87431G	53.59	74.00	-20.41	4.63	3	Horizontal	340	1.29	-	48.96	32.70	6.72	34.79

802.11g_Nss1,(6Mbps)_2TX

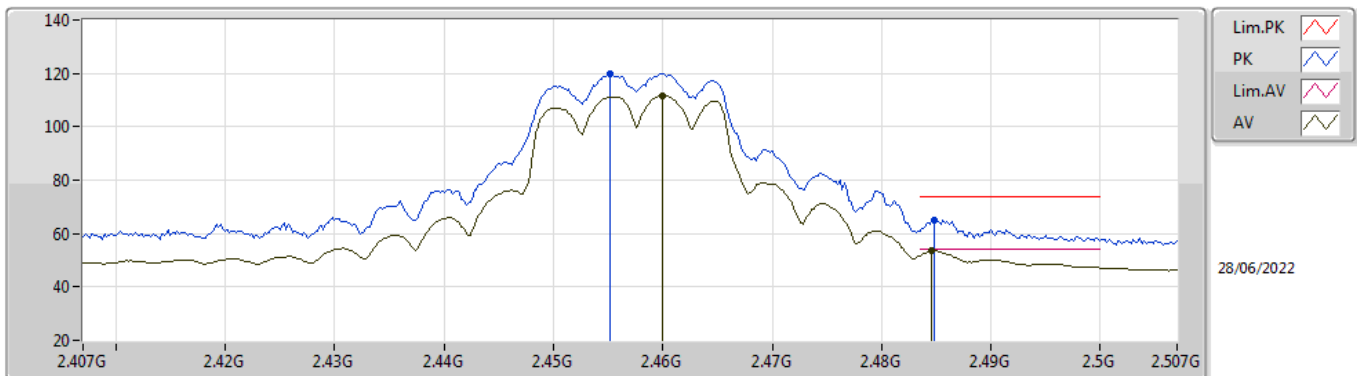
2457MHz_TX



Type	Freq (Hz)	Level (dBuV/m)	Limit (dBuV/m)	Margin (dB)	Factor (dB)	Dist (m)	Condition	Azimuth (°)	Height (m)	Comment	Raw (dBuV)	AF (dB)	CL (dB)	PA (dB)
AV	2.458G	104.69	Inf	-Inf	32.25	3	Vertical	154	2.06	-	72.44	27.65	4.60	-
AV	2.4835G	49.48	54.00	-4.52	32.41	3	Vertical	154	2.06	-	17.07	27.80	4.61	-
PK	2.4582G	112.55	Inf	-Inf	32.25	3	Vertical	154	2.06	-	80.30	27.65	4.60	-
PK	2.4844G	60.84	74.00	-13.16	32.42	3	Vertical	154	2.06	-	28.42	27.81	4.61	-

802.11g_Nss1,(6Mbps)_2TX

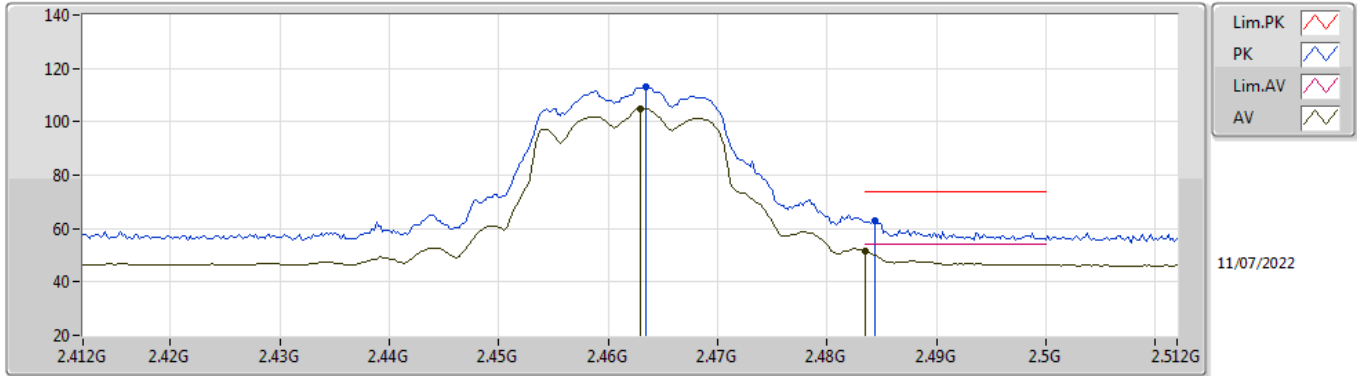
2457MHz_TX



Type	Freq (Hz)	Level (dBuV/m)	Limit (dBuV/m)	Margin (dB)	Factor (dB)	Dist (m)	Condition	Azimuth (°)	Height (m)	Comment	Raw (dBuV)	AF (dB)	CL (dB)	PA (dB)
AV	2.46G	111.62	Inf	-Inf	32.26	3	Horizontal	46	2.29	-	79.36	27.66	4.60	-
AV	2.4846G	53.61	54.00	-0.39	32.42	3	Horizontal	46	2.29	-	21.19	27.81	4.61	-
PK	2.4552G	120.04	Inf	-Inf	32.23	3	Horizontal	46	2.29	-	87.81	27.63	4.60	-
PK	2.4848G	65.21	74.00	-8.79	32.42	3	Horizontal	46	2.29	-	32.79	27.81	4.61	-

802.11g_Nss1,(6Mbps)_2TX

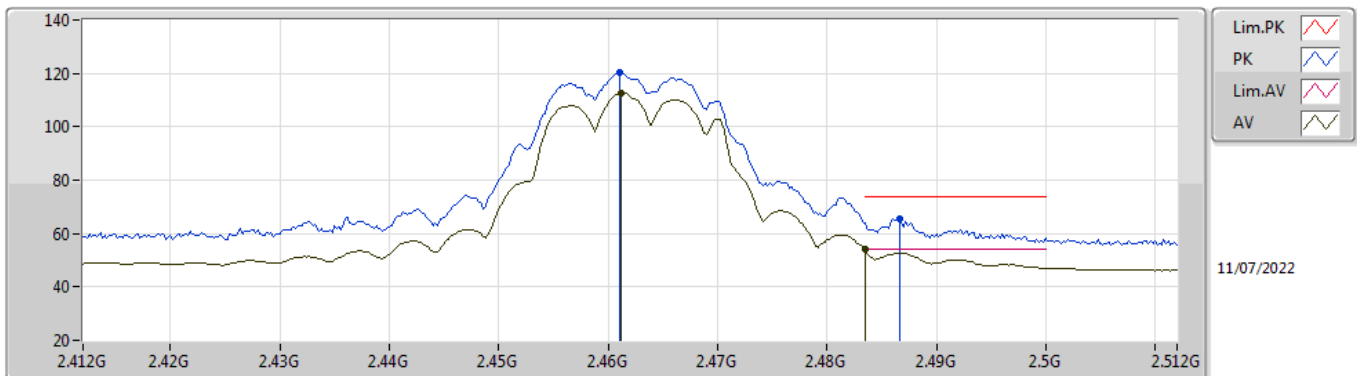
2462MHz_TX



Type	Freq (Hz)	Level (dBuV/m)	Limit (dBuV/m)	Margin (dB)	Factor (dB)	Dist (m)	Condition	Azimuth (°)	Height (m)	Comment	Raw (dBuV)	AF (dB)	CL (dB)	PA (dB)
AV	2.463G	105.00	Inf	-Inf	32.29	3	Vertical	4	1.11	-	72.71	27.68	4.61	-
AV	2.4835G	51.78	54.00	-2.22	32.41	3	Vertical	4	1.11	-	19.37	27.80	4.61	-
PK	2.4634G	113.08	Inf	-Inf	32.29	3	Vertical	4	1.11	-	80.79	27.68	4.61	-
PK	2.4844G	62.74	74.00	-11.26	32.42	3	Vertical	4	1.11	-	30.32	27.81	4.61	-

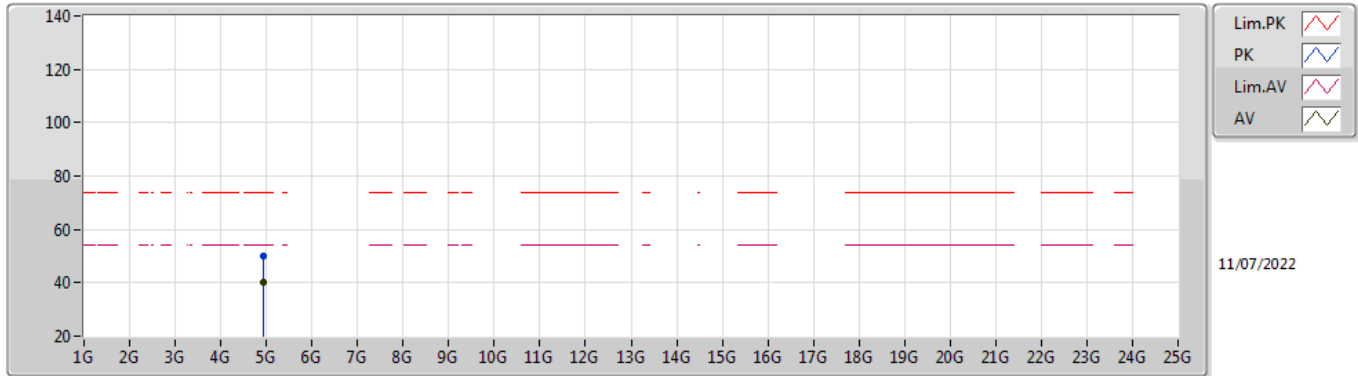
802.11g_Nss1,(6Mbps)_2TX

2462MHz_TX



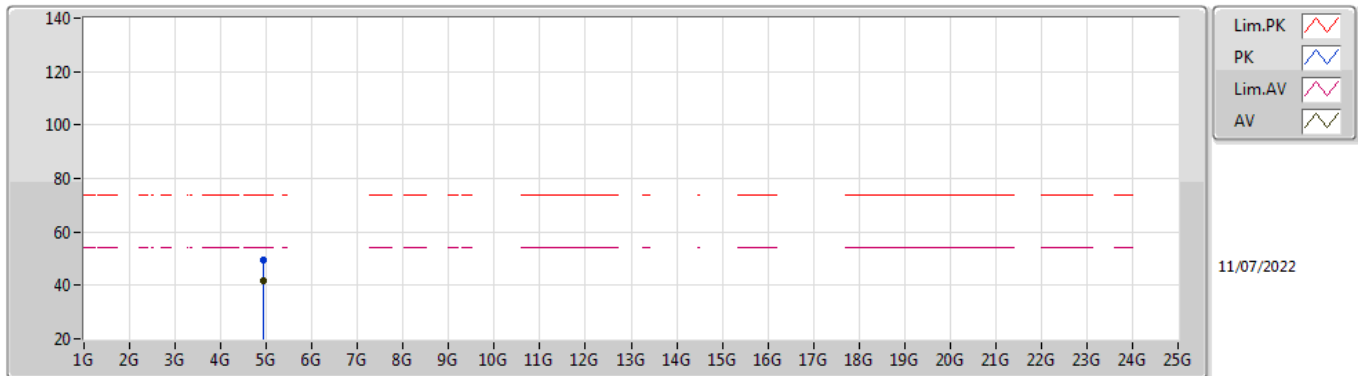
Type	Freq (Hz)	Level (dBuV/m)	Limit (dBuV/m)	Margin (dB)	Factor (dB)	Dist (m)	Condition	Azimuth (°)	Height (m)	Comment	Raw (dBuV)	AF (dB)	CL (dB)	PA (dB)
AV	2.4612G	112.80	Inf	-Inf	32.27	3	Horizontal	49	2.75	-	80.53	27.67	4.60	-
AV	2.4835G	53.88	54.00	-0.12	32.41	3	Horizontal	49	2.75	-	21.47	27.80	4.61	-
PK	2.461G	120.12	Inf	-Inf	32.27	3	Horizontal	49	2.75	-	87.85	27.67	4.60	-
PK	2.4866G	65.59	74.00	-8.41	32.43	3	Horizontal	49	2.75	-	33.16	27.82	4.61	-

802.11g_Nss1,(6Mbps)_2TX
2462MHz_TX



Type	Freq (Hz)	Level (dBuV/m)	Limit (dBuV/m)	Margin (dB)	Factor (dB)	Dist (m)	Condition	Azimuth (°)	Height (m)	Comment	Raw (dBuV)	AF (dB)	CL (dB)	PA (dB)
AV	4.92406G	40.37	54.00	-13.63	4.87	3	Vertical	360	1.00	-	35.50	32.90	6.75	34.78
PK	4.92407G	49.99	74.00	-24.01	4.87	3	Vertical	360	1.00	-	45.12	32.90	6.75	34.78

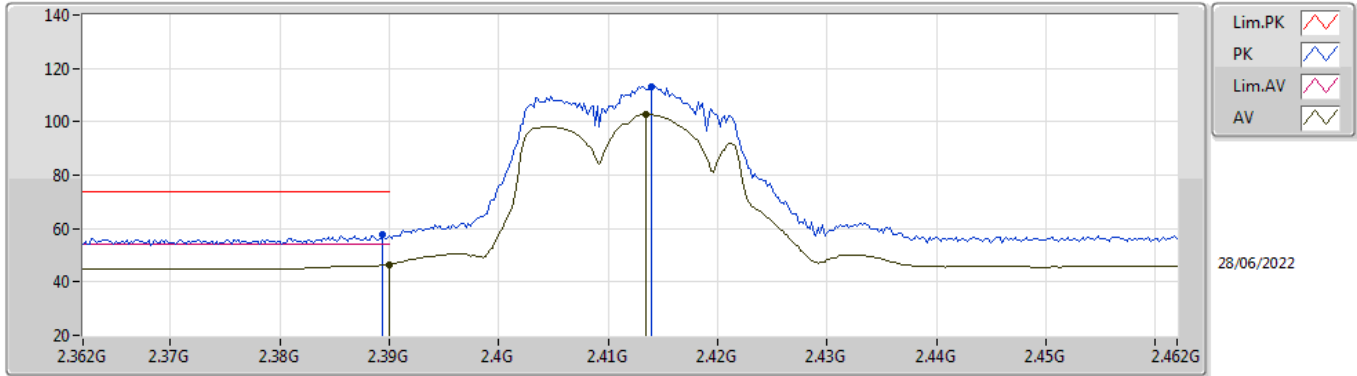
802.11g_Nss1,(6Mbps)_2TX
2462MHz_TX



Type	Freq (Hz)	Level (dBuV/m)	Limit (dBuV/m)	Margin (dB)	Factor (dB)	Dist (m)	Condition	Azimuth (°)	Height (m)	Comment	Raw (dBuV)	AF (dB)	CL (dB)	PA (dB)
AV	4.92401G	41.90	54.00	-12.10	4.87	3	Horizontal	343	1.88	-	37.03	32.90	6.75	34.78
PK	4.92399G	49.68	74.00	-24.32	4.87	3	Horizontal	343	1.88	-	44.81	32.90	6.75	34.78

802.11ax HEW20_Nss1,(MCS0)_2TX

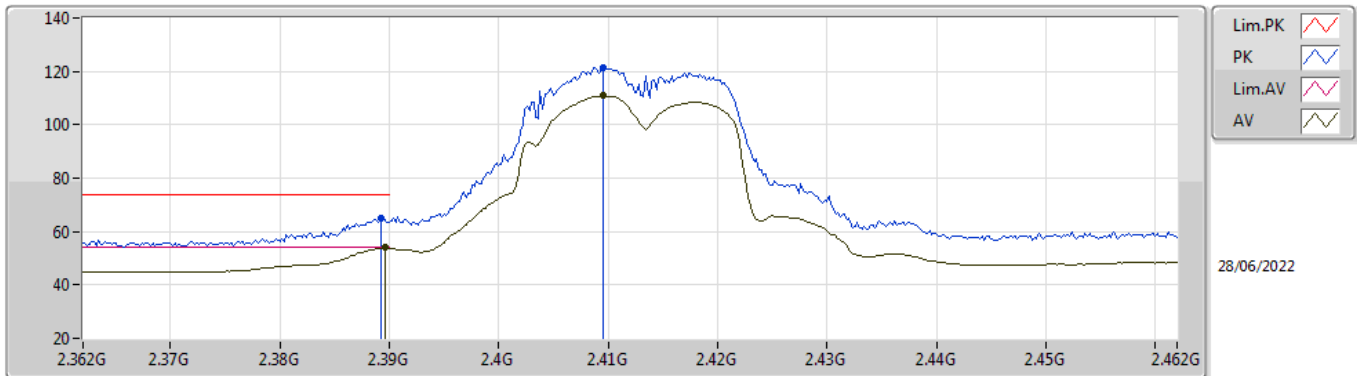
2412MHz_TX



Type	Freq (Hz)	Level (dBuV/m)	Limit (dBuV/m)	Margin (dB)	Factor (dB)	Dist (m)	Condition	Azimuth (°)	Height (m)	Comment	Raw (dBuV)	AF (dB)	CL (dB)	PA (dB)
AV	2.39G	46.57	54.00	-7.43	32.01	3	Vertical	156	1.77	-	14.56	27.44	4.57	-
AV	2.4134G	102.67	Inf	-Inf	32.12	3	Vertical	156	1.77	-	70.55	27.53	4.59	-
PK	2.3894G	57.73	74.00	-16.27	32.01	3	Vertical	156	1.77	-	25.72	27.44	4.57	-
PK	2.414G	113.33	Inf	-Inf	32.12	3	Vertical	156	1.77	-	81.21	27.53	4.59	-

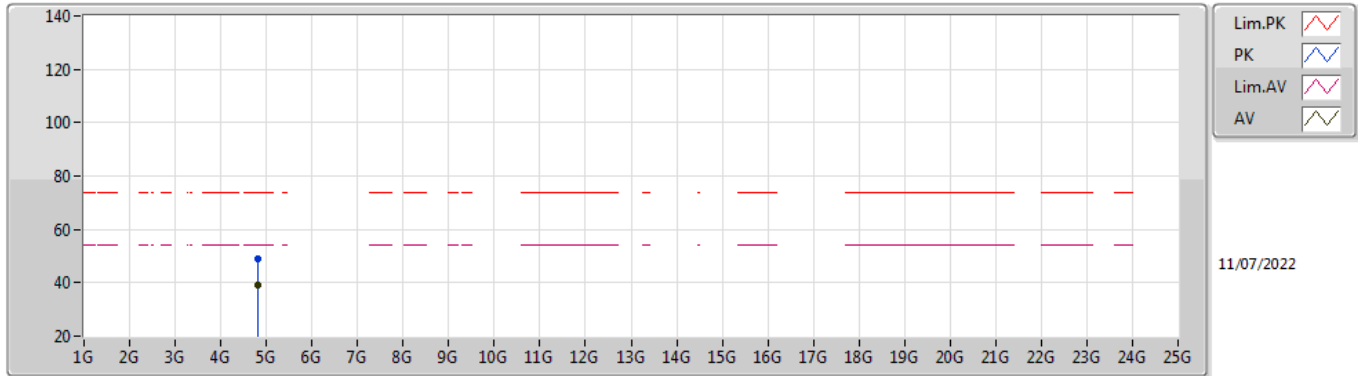
802.11ax HEW20_Nss1,(MCS0)_2TX

2412MHz_TX



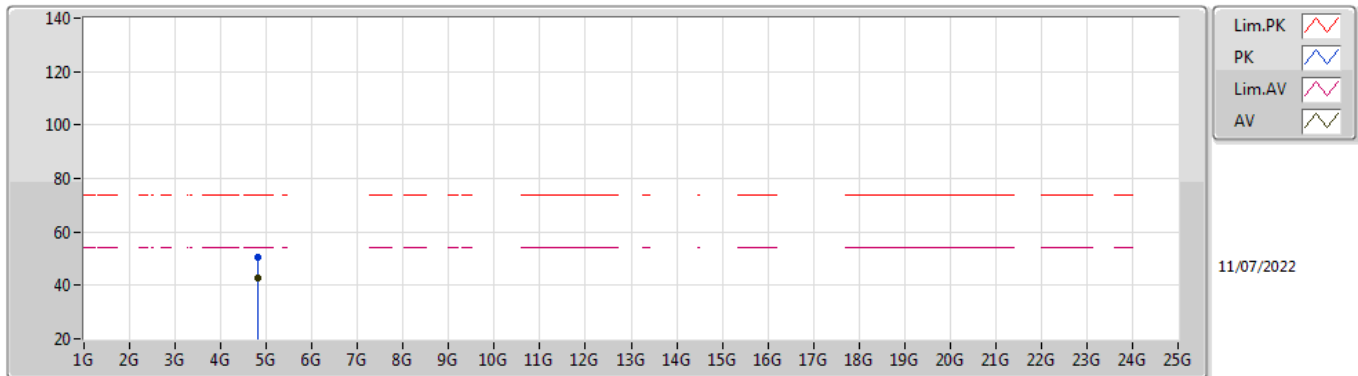
Type	Freq (Hz)	Level (dBuV/m)	Limit (dBuV/m)	Margin (dB)	Factor (dB)	Dist (m)	Condition	Azimuth (°)	Height (m)	Comment	Raw (dBuV)	AF (dB)	CL (dB)	PA (dB)
AV	2.3896G	53.88	54.00	-0.12	32.01	3	Horizontal	50	2.53	-	21.87	27.44	4.57	-
AV	2.4096G	110.78	Inf	-Inf	32.10	3	Horizontal	50	2.53	-	78.68	27.52	4.58	-
PK	2.3892G	64.95	74.00	-9.05	32.01	3	Horizontal	50	2.53	-	32.94	27.44	4.57	-
PK	2.4096G	121.39	Inf	-Inf	32.10	3	Horizontal	50	2.53	-	89.29	27.52	4.58	-

**802.11ax HEW20_Nss1,(MCS0)_2TX
2412MHz_TX**



Type	Freq (Hz)	Level (dBuV/m)	Limit (dBuV/m)	Margin (dB)	Factor (dB)	Dist (m)	Condition	Azimuth (°)	Height (m)	Comment	Raw (dBuV)	AF (dB)	CL (dB)	PA (dB)
AV	4.82404G	39.12	54.00	-14.88	4.31	3	Vertical	18	1.82	-	34.81	32.44	6.68	34.81
PK	4.82418G	48.76	74.00	-25.24	4.32	3	Vertical	18	1.82	-	44.44	32.45	6.68	34.81

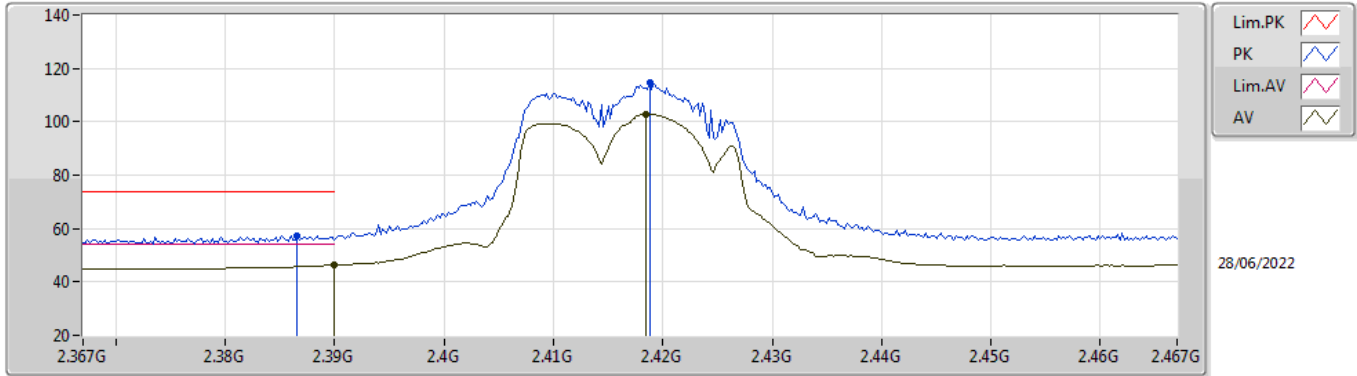
**802.11ax HEW20_Nss1,(MCS0)_2TX
2412MHz_TX**



Type	Freq (Hz)	Level (dBuV/m)	Limit (dBuV/m)	Margin (dB)	Factor (dB)	Dist (m)	Condition	Azimuth (°)	Height (m)	Comment	Raw (dBuV)	AF (dB)	CL (dB)	PA (dB)
AV	4.82401G	42.86	54.00	-11.14	4.31	3	Horizontal	341	1.32	-	38.55	32.44	6.68	34.81
PK	4.82401G	50.76	74.00	-23.24	4.31	3	Horizontal	341	1.32	-	46.45	32.44	6.68	34.81

802.11ax HEW20_Nss1,(MCS0)_2TX

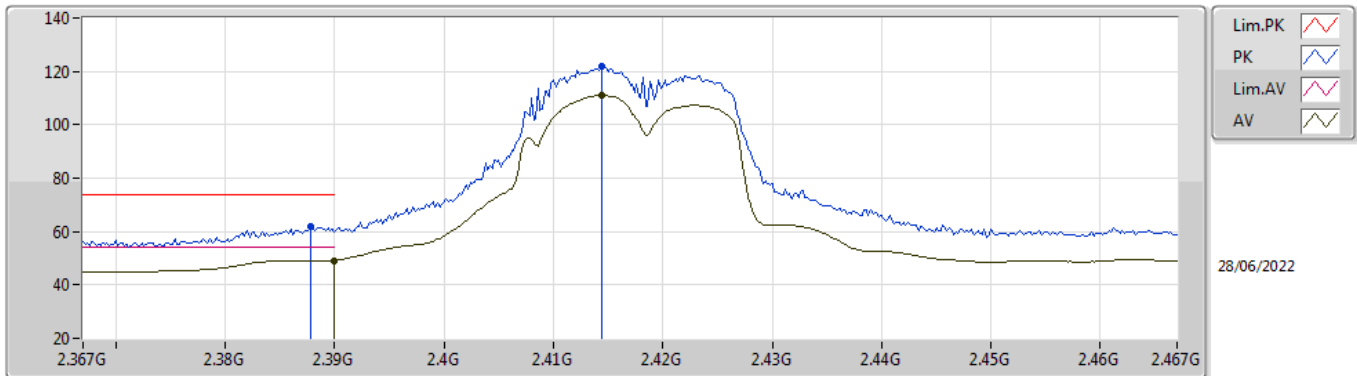
2417MHz_TX



Type	Freq (Hz)	Level (dBuV/m)	Limit (dBuV/m)	Margin (dB)	Factor (dB)	Dist (m)	Condition	Azimuth (°)	Height (m)	Comment	Raw (dBuV)	AF (dB)	CL (dB)	PA (dB)
AV	2.39G	46.25	54.00	-7.75	32.01	3	Vertical	158	1.79	-	14.24	27.44	4.57	-
AV	2.4184G	102.74	Inf	-Inf	32.13	3	Vertical	158	1.79	-	70.61	27.54	4.59	-
PK	2.3866G	57.32	74.00	-16.68	31.99	3	Vertical	158	1.79	-	25.33	27.42	4.57	-
PK	2.4188G	114.44	Inf	-Inf	32.13	3	Vertical	158	1.79	-	82.31	27.54	4.59	-

802.11ax HEW20_Nss1,(MCS0)_2TX

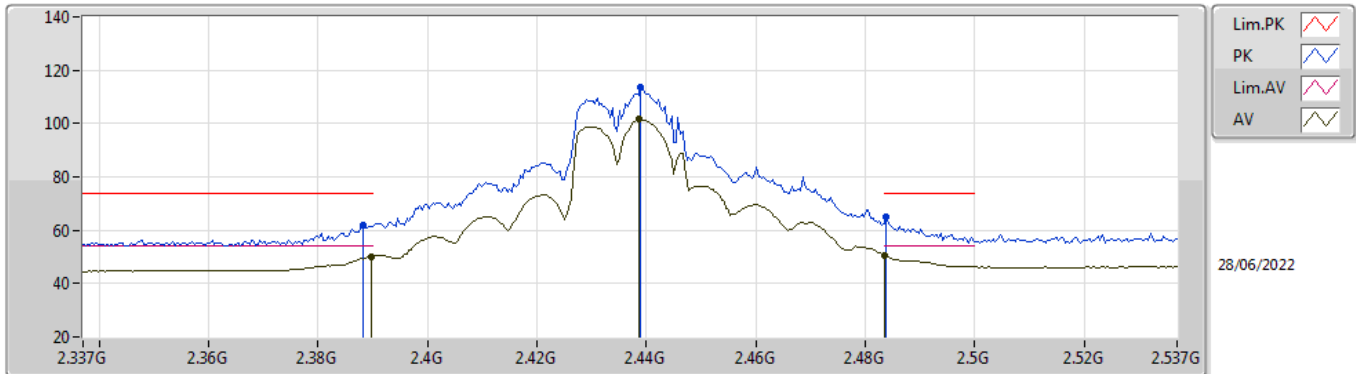
2417MHz_TX



Type	Freq (Hz)	Level (dBuV/m)	Limit (dBuV/m)	Margin (dB)	Factor (dB)	Dist (m)	Condition	Azimuth (°)	Height (m)	Comment	Raw (dBuV)	AF (dB)	CL (dB)	PA (dB)
AV	2.39G	49.20	54.00	-4.80	32.01	3	Horizontal	46	2.76	-	17.19	27.44	4.57	-
AV	2.4144G	110.93	Inf	-Inf	32.12	3	Horizontal	46	2.76	-	78.81	27.53	4.59	-
PK	2.3878G	61.89	74.00	-12.11	32.00	3	Horizontal	46	2.76	-	29.89	27.43	4.57	-
PK	2.4144G	122.07	Inf	-Inf	32.12	3	Horizontal	46	2.76	-	89.95	27.53	4.59	-

802.11ax HEW20_Nss1,(MCS0)_2TX

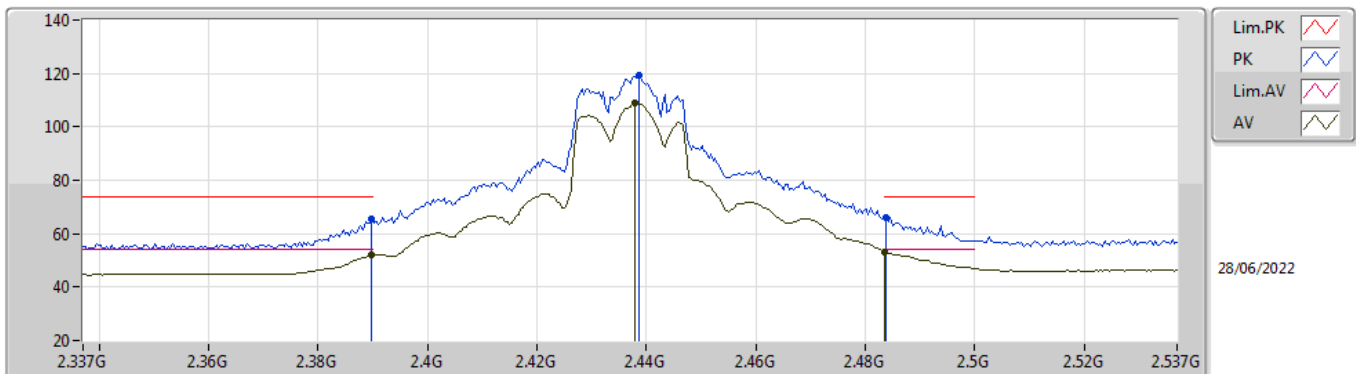
2437MHz_TX



Type	Freq (Hz)	Level (dBuV/m)	Limit (dBuV/m)	Margin (dB)	Factor (dB)	Dist (m)	Condition	Azimuth (°)	Height (m)	Comment	Raw (dBuV)	AF (dB)	CL (dB)	PA (dB)
AV	2.3898G	50.23	54.00	-3.77	32.01	3	Vertical	158	1.85	-	18.22	27.44	4.57	-
AV	2.4386G	101.48	Inf	-Inf	32.18	3	Vertical	158	1.85	-	69.30	27.58	4.60	-
AV	2.4835G	50.54	54.00	-3.46	32.41	3	Vertical	158	1.85	-	18.13	27.80	4.61	-
PK	2.3882G	62.07	74.00	-11.93	32.00	3	Vertical	158	1.85	-	30.07	27.43	4.57	-
PK	2.439G	113.47	Inf	-Inf	32.18	3	Vertical	158	1.85	-	81.29	27.58	4.60	-
PK	2.4838G	64.94	74.00	-9.06	32.41	3	Vertical	158	1.85	-	32.53	27.80	4.61	-

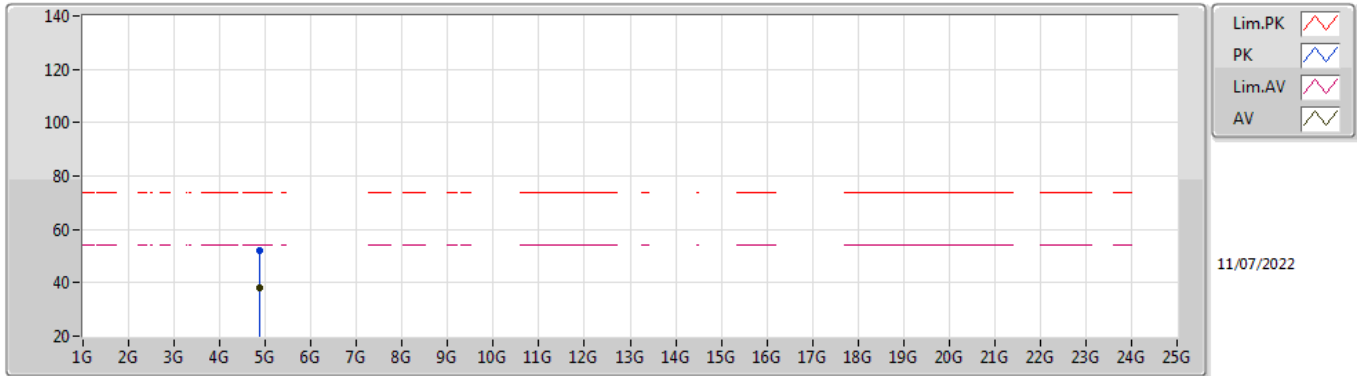
802.11ax HEW20_Nss1,(MCS0)_2TX

2437MHz_TX



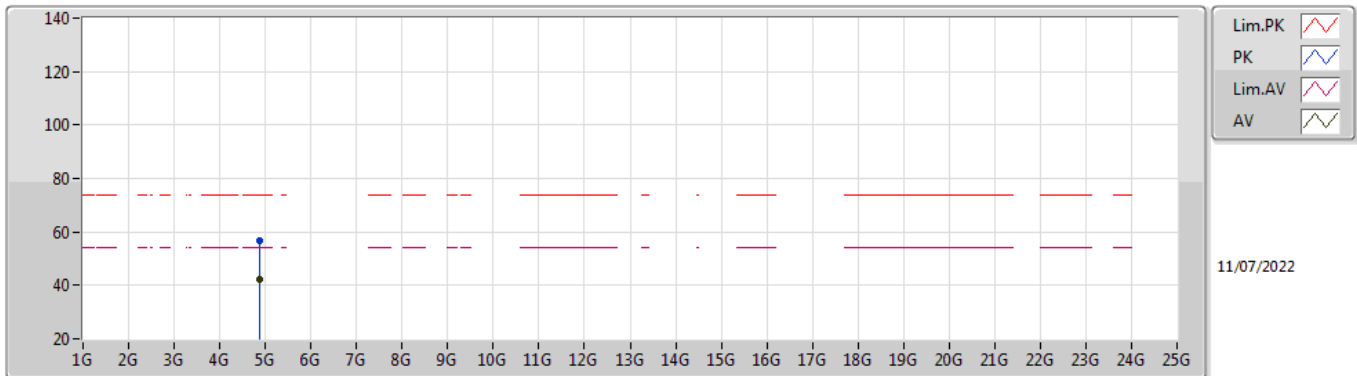
Type	Freq (Hz)	Level (dBuV/m)	Limit (dBuV/m)	Margin (dB)	Factor (dB)	Dist (m)	Condition	Azimuth (°)	Height (m)	Comment	Raw (dBuV)	AF (dB)	CL (dB)	PA (dB)
AV	2.3898G	51.86	54.00	-2.14	32.01	3	Horizontal	318	2.16	-	19.85	27.44	4.57	-
AV	2.4378G	108.98	Inf	-Inf	32.18	3	Horizontal	318	2.16	-	76.80	27.58	4.60	-
AV	2.4835G	53.05	54.00	-0.95	32.41	3	Horizontal	318	2.16	-	20.64	27.80	4.61	-
PK	2.3898G	65.29	74.00	-8.71	32.01	3	Horizontal	318	2.16	-	33.28	27.44	4.57	-
PK	2.4386G	119.13	Inf	-Inf	32.18	3	Horizontal	318	2.16	-	86.95	27.58	4.60	-
PK	2.4838G	66.07	74.00	-7.93	32.41	3	Horizontal	318	2.16	-	33.66	27.80	4.61	-

**802.11ax HEW20_Nss1,(MCS0)_2TX
2437MHz_TX**



Type	Freq (Hz)	Level (dBuV/m)	Limit (dBuV/m)	Margin (dB)	Factor (dB)	Dist (m)	Condition	Azimuth (°)	Height (m)	Comment	Raw (dBuV)	AF (dB)	CL (dB)	PA (dB)
AV	4.87404G	38.35	54.00	-15.65	4.63	3	Vertical	15	1.68	-	33.72	32.70	6.72	34.79
PK	4.874G	52.19	74.00	-21.81	4.63	3	Vertical	15	1.68	-	47.56	32.70	6.72	34.79

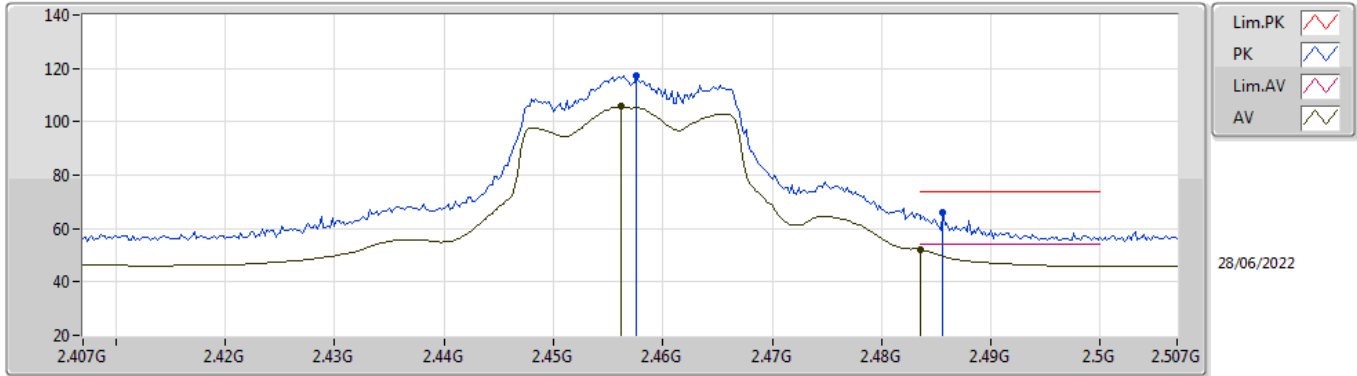
**802.11ax HEW20_Nss1,(MCS0)_2TX
2437MHz_TX**



Type	Freq (Hz)	Level (dBuV/m)	Limit (dBuV/m)	Margin (dB)	Factor (dB)	Dist (m)	Condition	Azimuth (°)	Height (m)	Comment	Raw (dBuV)	AF (dB)	CL (dB)	PA (dB)
AV	4.87404G	42.17	54.00	-11.83	4.63	3	Horizontal	342	1.33	-	37.54	32.70	6.72	34.79
PK	4.87456G	56.48	74.00	-17.52	4.63	3	Horizontal	342	1.33	-	51.85	32.70	6.72	34.79

802.11ax HEW20_Nss1,(MCS0)_2TX

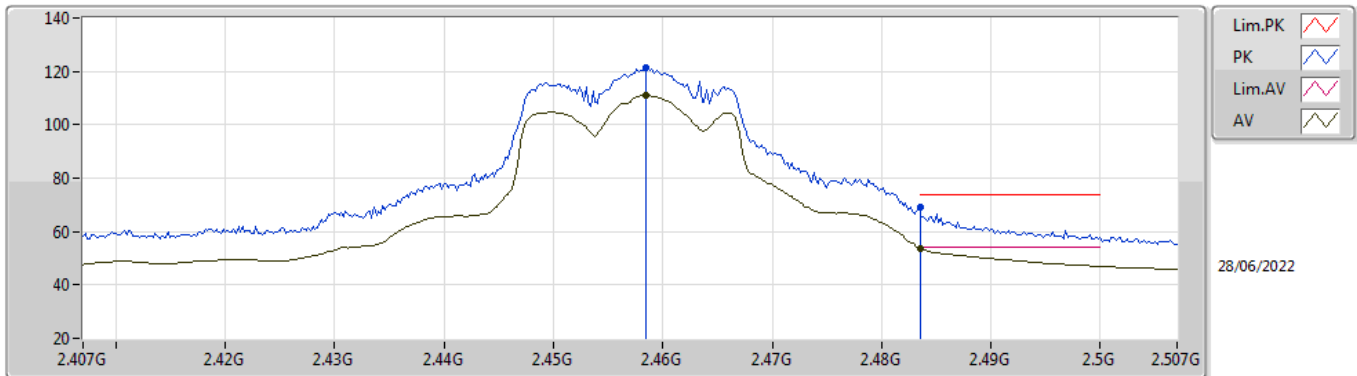
2457MHz_TX



Type	Freq (Hz)	Level (dBuV/m)	Limit (dBuV/m)	Margin (dB)	Factor (dB)	Dist (m)	Condition	Azimuth (°)	Height (m)	Comment	Raw (dBuV)	AF (dB)	CL (dB)	PA (dB)
AV	2.4562G	105.75	Inf	-Inf	32.24	3	Vertical	25	1.08	-	73.51	27.64	4.60	-
AV	2.4835G	52.23	54.00	-1.77	32.41	3	Vertical	25	1.08	-	19.82	27.80	4.61	-
PK	2.4576G	117.32	Inf	-Inf	32.25	3	Vertical	25	1.08	-	85.07	27.65	4.60	-
PK	2.4856G	65.97	74.00	-8.03	32.42	3	Vertical	25	1.08	-	33.55	27.81	4.61	-

802.11ax HEW20_Nss1,(MCS0)_2TX

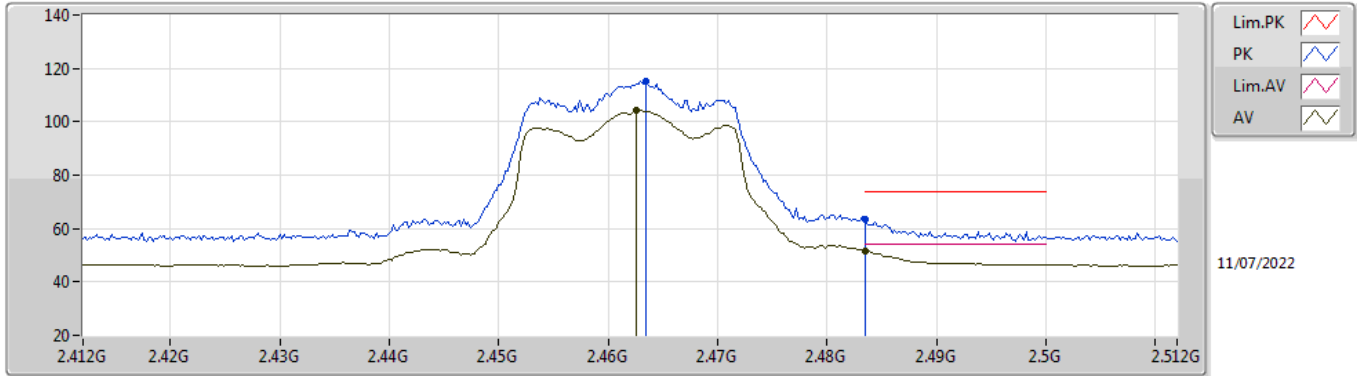
2457MHz_TX



Type	Freq (Hz)	Level (dBuV/m)	Limit (dBuV/m)	Margin (dB)	Factor (dB)	Dist (m)	Condition	Azimuth (°)	Height (m)	Comment	Raw (dBuV)	AF (dB)	CL (dB)	PA (dB)
AV	2.4584G	110.89	Inf	-Inf	32.25	3	Horizontal	317	1.00	-	78.64	27.65	4.60	-
AV	2.4835G	53.85	54.00	-0.15	32.41	3	Horizontal	317	1.00	-	21.44	27.80	4.61	-
PK	2.4584G	121.18	Inf	-Inf	32.25	3	Horizontal	317	1.00	-	88.93	27.65	4.60	-
PK	2.4835G	69.15	74.00	-4.85	32.41	3	Horizontal	317	1.00	-	36.74	27.80	4.61	-

802.11ax HEW20_Nss1,(MCS0)_2TX

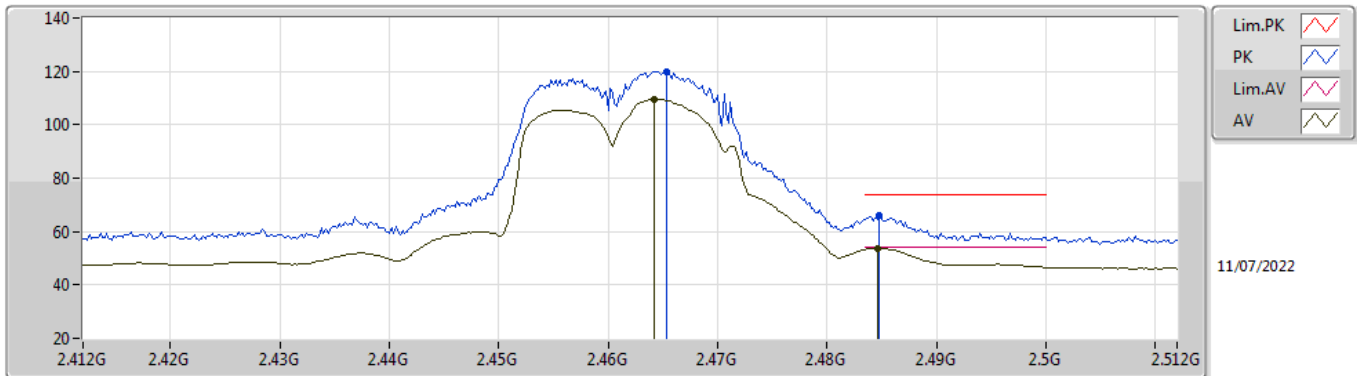
2462MHz_TX



Type	Freq (Hz)	Level (dBuV/m)	Limit (dBuV/m)	Margin (dB)	Factor (dB)	Dist (m)	Condition	Azimuth (°)	Height (m)	Comment	Raw (dBuV)	AF (dB)	CL (dB)	PA (dB)
AV	2.4626G	104.14	Inf	-Inf	32.29	3	Vertical	27	1.10	-	71.85	27.68	4.61	-
AV	2.4835G	51.70	54.00	-2.30	32.41	3	Vertical	27	1.10	-	19.29	27.80	4.61	-
PK	2.4634G	115.32	Inf	-Inf	32.29	3	Vertical	27	1.10	-	83.03	27.68	4.61	-
PK	2.4835G	63.59	74.00	-10.41	32.41	3	Vertical	27	1.10	-	31.18	27.80	4.61	-

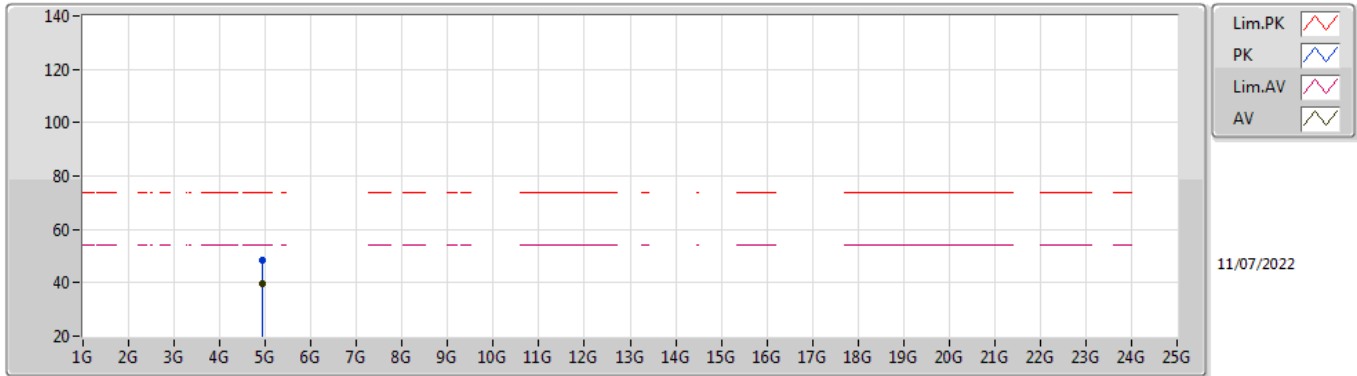
802.11ax HEW20_Nss1,(MCS0)_2TX

2462MHz_TX



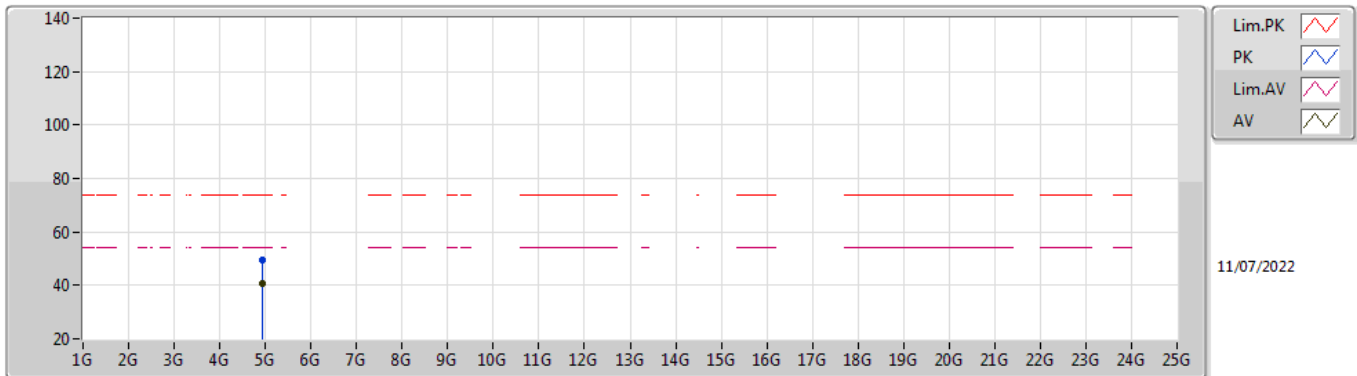
Type	Freq (Hz)	Level (dBuV/m)	Limit (dBuV/m)	Margin (dB)	Factor (dB)	Dist (m)	Condition	Azimuth (°)	Height (m)	Comment	Raw (dBuV)	AF (dB)	CL (dB)	PA (dB)
AV	2.4642G	109.41	Inf	-Inf	32.30	3	Horizontal	44	2.76	-	77.11	27.69	4.61	-
AV	2.4846G	53.74	54.00	-0.26	32.42	3	Horizontal	44	2.76	-	21.32	27.81	4.61	-
PK	2.4654G	119.98	Inf	-Inf	32.30	3	Horizontal	44	2.76	-	87.68	27.69	4.61	-
PK	2.4848G	65.85	74.00	-8.15	32.42	3	Horizontal	44	2.76	-	33.43	27.81	4.61	-

**802.11ax HEW20_Nss1,(MCS0)_2TX
2462MHz_TX**



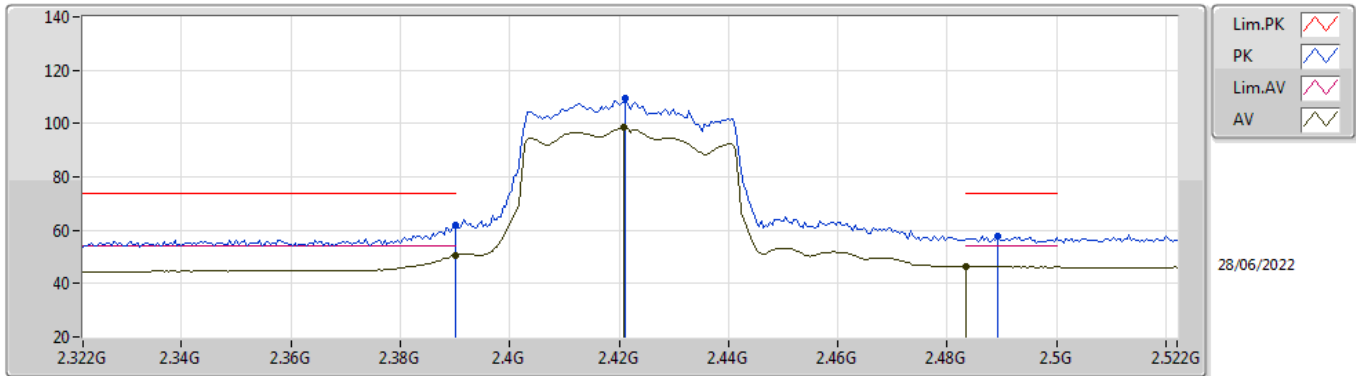
Type	Freq (Hz)	Level (dBuV/m)	Limit (dBuV/m)	Margin (dB)	Factor (dB)	Dist (m)	Condition	Azimuth (°)	Height (m)	Comment	Raw (dBuV)	AF (dB)	CL (dB)	PA (dB)
AV	4.924G	39.57	54.00	-14.43	4.87	3	Vertical	0	1.00	-	34.70	32.90	6.75	34.78
PK	4.92386G	48.58	74.00	-25.42	4.87	3	Vertical	0	1.00	-	43.71	32.90	6.75	34.78

**802.11ax HEW20_Nss1,(MCS0)_2TX
2462MHz_TX**



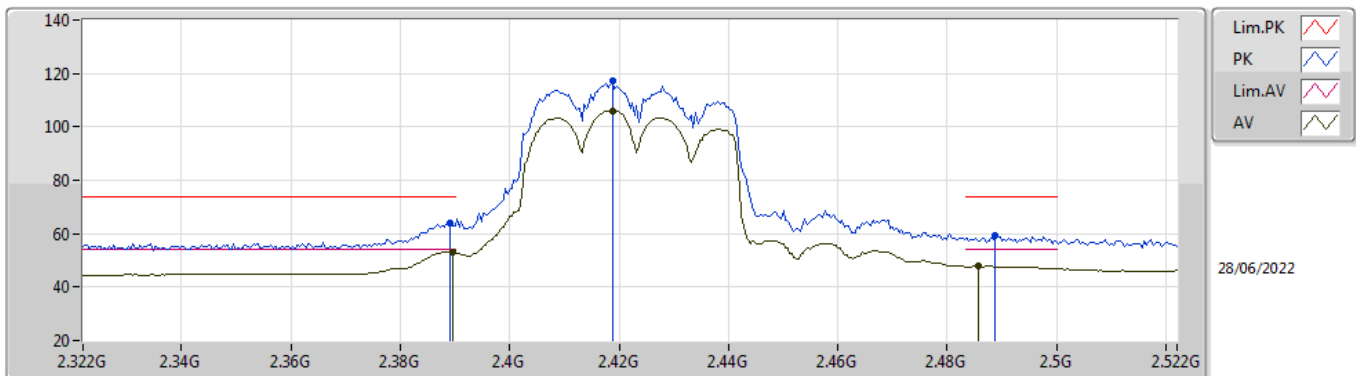
Type	Freq (Hz)	Level (dBuV/m)	Limit (dBuV/m)	Margin (dB)	Factor (dB)	Dist (m)	Condition	Azimuth (°)	Height (m)	Comment	Raw (dBuV)	AF (dB)	CL (dB)	PA (dB)
AV	4.92399G	40.44	54.00	-13.56	4.87	3	Horizontal	347	1.73	-	35.57	32.90	6.75	34.78
PK	4.92416G	49.23	74.00	-24.77	4.87	3	Horizontal	347	1.73	-	44.36	32.90	6.75	34.78

**802.11ax HEW40_Nss1,(MCS0)_2TX
2422MHz_TX**



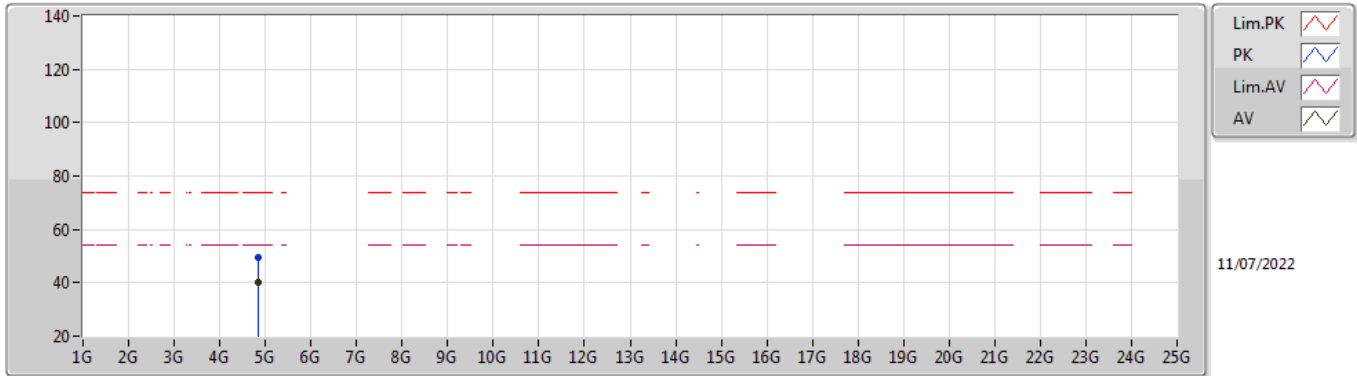
Type	Freq (Hz)	Level (dBuV/m)	Limit (dBuV/m)	Margin (dB)	Factor (dB)	Dist (m)	Condition	Azimuth (°)	Height (m)	Comment	Raw (dBuV)	AF (dB)	CL (dB)	PA (dB)
AV	2.39G	50.43	54.00	-3.57	32.01	3	Vertical	28	1.10	-	18.42	27.44	4.57	-
AV	2.4208G	98.62	Inf	-Inf	32.13	3	Vertical	28	1.10	-	66.49	27.54	4.59	-
AV	2.4835G	46.32	54.00	-7.68	32.41	3	Vertical	28	1.10	-	13.91	27.80	4.61	-
PK	2.39G	61.94	74.00	-12.06	32.01	3	Vertical	28	1.10	-	29.93	27.44	4.57	-
PK	2.4212G	109.34	Inf	-Inf	32.13	3	Vertical	28	1.10	-	77.21	27.54	4.59	-
PK	2.4892G	57.70	74.00	-16.30	32.46	3	Vertical	28	1.10	-	25.24	27.84	4.62	-

**802.11ax HEW40_Nss1,(MCS0)_2TX
2422MHz_TX**



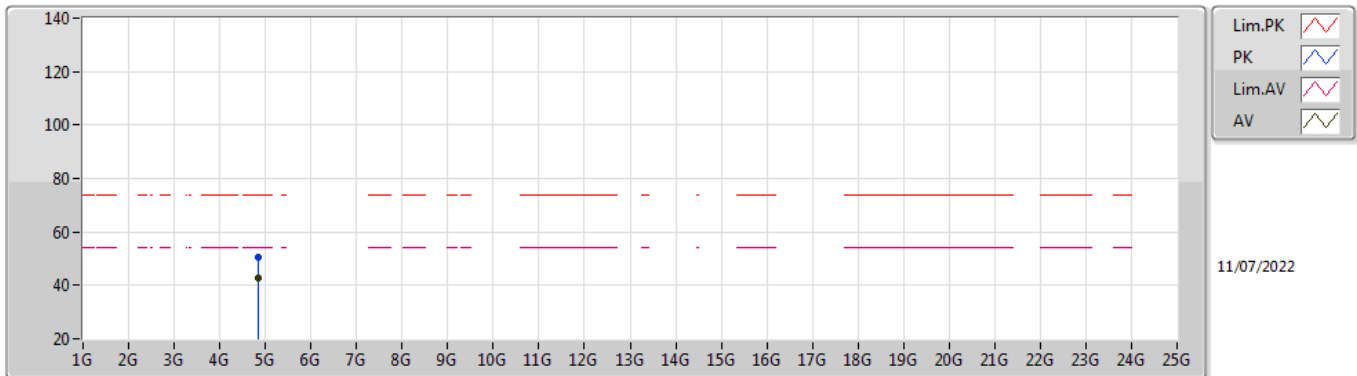
Type	Freq (Hz)	Level (dBuV/m)	Limit (dBuV/m)	Margin (dB)	Factor (dB)	Dist (m)	Condition	Azimuth (°)	Height (m)	Comment	Raw (dBuV)	AF (dB)	CL (dB)	PA (dB)
AV	2.3896G	53.32	54.00	-0.68	32.01	3	Horizontal	48	2.65	-	21.31	27.44	4.57	-
AV	2.4188G	106.12	Inf	-Inf	32.13	3	Horizontal	48	2.65	-	73.99	27.54	4.59	-
AV	2.4856G	47.86	54.00	-6.14	32.42	3	Horizontal	48	2.65	-	15.44	27.81	4.61	-
PK	2.3892G	63.90	74.00	-10.10	32.01	3	Horizontal	48	2.65	-	31.89	27.44	4.57	-
PK	2.4188G	117.44	Inf	-Inf	32.13	3	Horizontal	48	2.65	-	85.31	27.54	4.59	-
PK	2.4888G	59.13	74.00	-14.87	32.45	3	Horizontal	48	2.65	-	26.68	27.83	4.62	-

**802.11ax HEW40_Nss1,(MCS0)_2TX
2422MHz_TX**



Type	Freq (Hz)	Level (dBuV/m)	Limit (dBuV/m)	Margin (dB)	Factor (dB)	Dist (m)	Condition	Azimuth (°)	Height (m)	Comment	Raw (dBuV)	AF (dB)	CL (dB)	PA (dB)
AV	4.84396G	40.03	54.00	-13.97	4.45	3	Vertical	1	1.00	-	35.58	32.56	6.69	34.80
PK	4.84399G	49.50	74.00	-24.50	4.45	3	Vertical	1	1.00	-	45.05	32.56	6.69	34.80

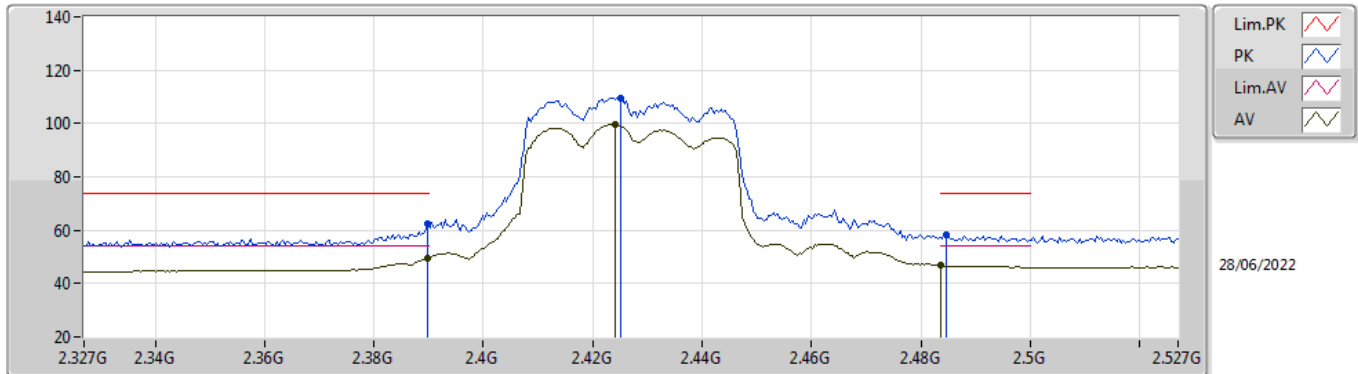
**802.11ax HEW40_Nss1,(MCS0)_2TX
2422MHz_TX**



Type	Freq (Hz)	Level (dBuV/m)	Limit (dBuV/m)	Margin (dB)	Factor (dB)	Dist (m)	Condition	Azimuth (°)	Height (m)	Comment	Raw (dBuV)	AF (dB)	CL (dB)	PA (dB)
AV	4.84404G	42.64	54.00	-11.36	4.45	3	Horizontal	338	1.03	-	38.19	32.56	6.69	34.80
PK	4.84407G	50.31	74.00	-23.69	4.45	3	Horizontal	338	1.03	-	45.86	32.56	6.69	34.80

802.11ax HEW40_Nss1,(MCS0)_2TX

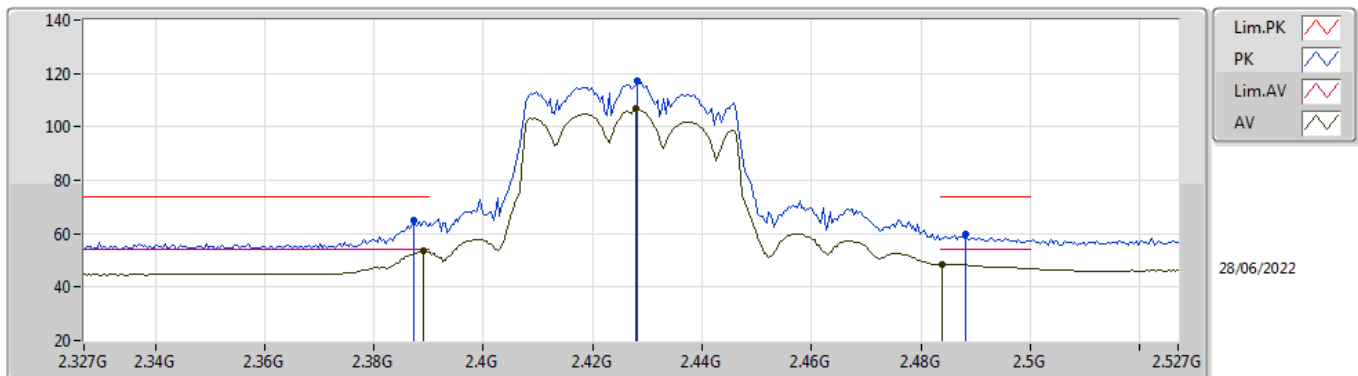
2427MHz_TX



Type	Freq (Hz)	Level (dBuV/m)	Limit (dBuV/m)	Margin (dB)	Factor (dB)	Dist (m)	Condition	Azimuth (°)	Height (m)	Comment	Raw (dBuV)	AF (dB)	CL (dB)	PA (dB)
AV	2.3898G	49.73	54.00	-4.27	32.01	3	Vertical	16	1.00	-	17.72	27.44	4.57	-
AV	2.4242G	99.55	Inf	-Inf	32.14	3	Vertical	16	1.00	-	67.41	27.55	4.59	-
AV	2.4835G	46.88	54.00	-7.12	32.41	3	Vertical	16	1.00	-	14.47	27.80	4.61	-
PK	2.3898G	62.37	74.00	-11.63	32.01	3	Vertical	16	1.00	-	30.36	27.44	4.57	-
PK	2.425G	109.70	Inf	-Inf	32.14	3	Vertical	16	1.00	-	77.56	27.55	4.59	-
PK	2.4846G	58.52	74.00	-15.48	32.42	3	Vertical	16	1.00	-	26.10	27.81	4.61	-

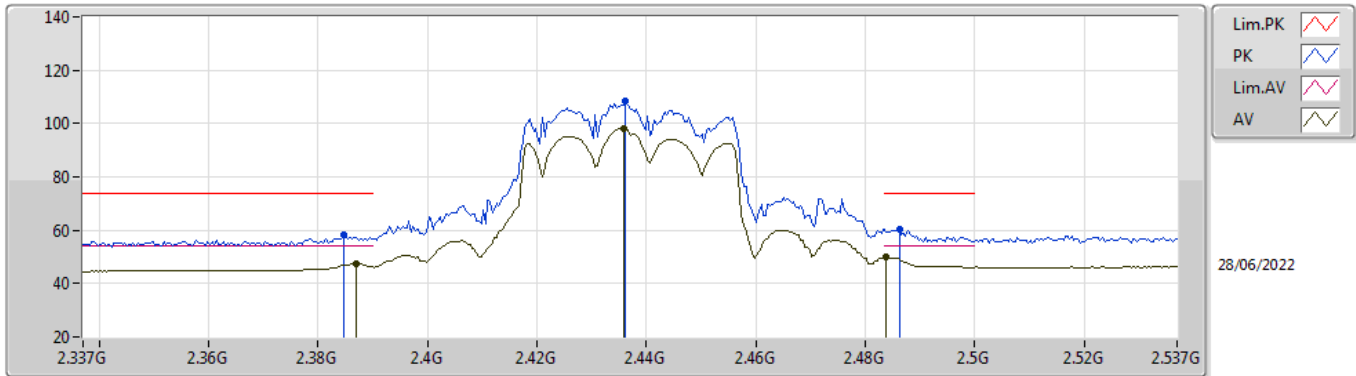
802.11ax HEW40_Nss1,(MCS0)_2TX

2427MHz_TX



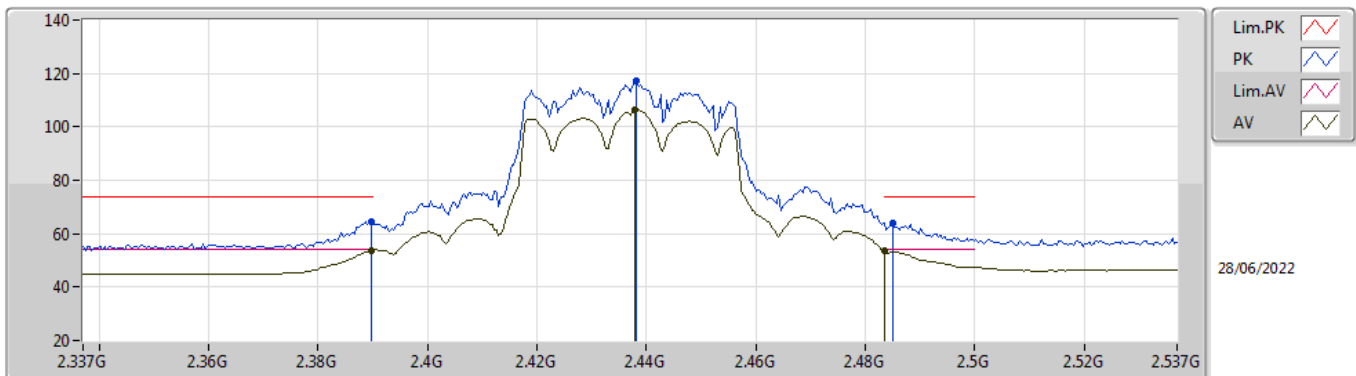
Type	Freq (Hz)	Level (dBuV/m)	Limit (dBuV/m)	Margin (dB)	Factor (dB)	Dist (m)	Condition	Azimuth (°)	Height (m)	Comment	Raw (dBuV)	AF (dB)	CL (dB)	PA (dB)
AV	2.389G	53.54	54.00	-0.46	32.00	3	Horizontal	57	2.85	-	21.54	27.43	4.57	-
AV	2.4278G	106.79	Inf	-Inf	32.15	3	Horizontal	57	2.85	-	74.64	27.56	4.59	-
AV	2.4838G	48.48	54.00	-5.52	32.41	3	Horizontal	57	2.85	-	16.07	27.80	4.61	-
PK	2.3874G	64.93	74.00	-9.07	31.99	3	Horizontal	57	2.85	-	32.94	27.42	4.57	-
PK	2.4282G	117.36	Inf	-Inf	32.15	3	Horizontal	57	2.85	-	85.21	27.56	4.59	-
PK	2.4882G	59.58	74.00	-14.42	32.45	3	Horizontal	57	2.85	-	27.13	27.83	4.62	-

**802.11ax HEW40_Nss1,(MCS0)_2TX
2437MHz_TX**



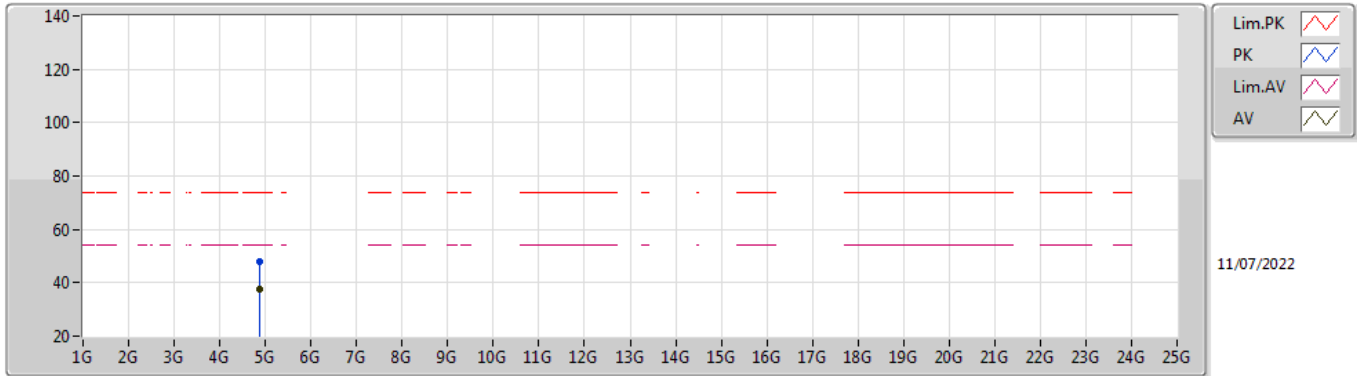
Type	Freq (Hz)	Level (dBuV/m)	Limit (dBuV/m)	Margin (dB)	Factor (dB)	Dist (m)	Condition	Azimuth (°)	Height (m)	Comment	Raw (dBuV)	AF (dB)	CL (dB)	PA (dB)
AV	2.387G	47.46	54.00	-6.54	31.99	3	Vertical	175	1.63	-	15.47	27.42	4.57	-
AV	2.4358G	98.14	Inf	-Inf	32.16	3	Vertical	175	1.63	-	65.98	27.57	4.59	-
AV	2.4838G	49.93	54.00	-4.07	32.41	3	Vertical	175	1.63	-	17.52	27.80	4.61	-
PK	2.3846G	58.09	74.00	-15.91	31.98	3	Vertical	175	1.63	-	26.11	27.41	4.57	-
PK	2.4362G	108.41	Inf	-Inf	32.16	3	Vertical	175	1.63	-	76.25	27.57	4.59	-
PK	2.4862G	60.42	74.00	-13.58	32.43	3	Vertical	175	1.63	-	27.99	27.82	4.61	-

**802.11ax HEW40_Nss1,(MCS0)_2TX
2437MHz_TX**



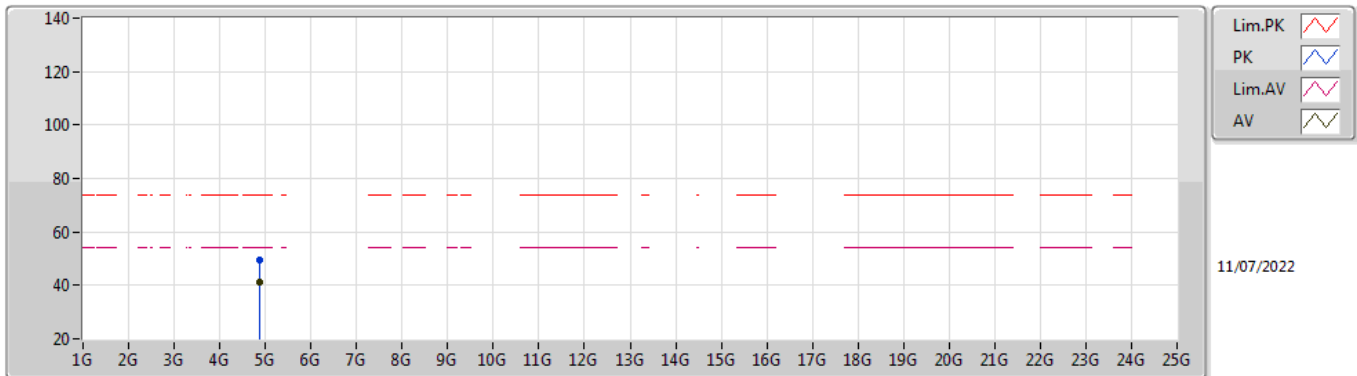
Type	Freq (Hz)	Level (dBuV/m)	Limit (dBuV/m)	Margin (dB)	Factor (dB)	Dist (m)	Condition	Azimuth (°)	Height (m)	Comment	Raw (dBuV)	AF (dB)	CL (dB)	PA (dB)
AV	2.3898G	53.85	54.00	-0.15	32.01	3	Horizontal	59	2.03	-	21.84	27.44	4.57	-
AV	2.4378G	106.43	Inf	-Inf	32.18	3	Horizontal	59	2.03	-	74.25	27.58	4.60	-
AV	2.4835G	53.69	54.00	-0.31	32.41	3	Horizontal	59	2.03	-	21.28	27.80	4.61	-
PK	2.3898G	64.57	74.00	-9.43	32.01	3	Horizontal	59	2.03	-	32.56	27.44	4.57	-
PK	2.4382G	117.35	Inf	-Inf	32.18	3	Horizontal	59	2.03	-	85.17	27.58	4.60	-
PK	2.485G	63.97	74.00	-10.03	32.42	3	Horizontal	59	2.03	-	31.55	27.81	4.61	-

802.11ax HEW40_Nss1,(MCS0)_2TX
2437MHz_TX



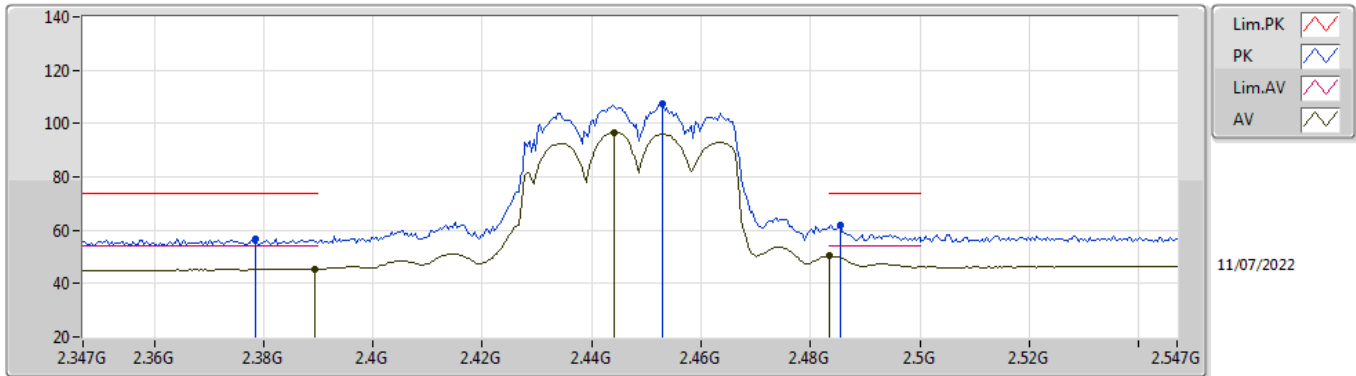
Type	Freq (Hz)	Level (dBuV/m)	Limit (dBuV/m)	Margin (dB)	Factor (dB)	Dist (m)	Condition	Azimuth (°)	Height (m)	Comment	Raw (dBuV)	AF (dB)	CL (dB)	PA (dB)
AV	4.87401G	37.83	54.00	-16.17	4.63	3	Vertical	0	1.87	-	33.20	32.70	6.72	34.79
PK	4.87422G	47.86	74.00	-26.14	4.63	3	Vertical	0	1.87	-	43.23	32.70	6.72	34.79

802.11ax HEW40_Nss1,(MCS0)_2TX
2437MHz_TX



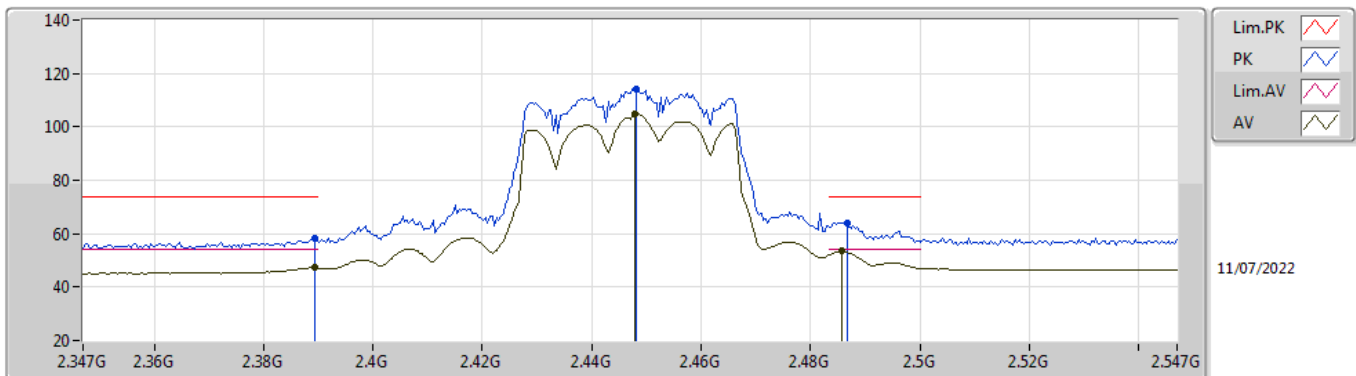
Type	Freq (Hz)	Level (dBuV/m)	Limit (dBuV/m)	Margin (dB)	Factor (dB)	Dist (m)	Condition	Azimuth (°)	Height (m)	Comment	Raw (dBuV)	AF (dB)	CL (dB)	PA (dB)
AV	4.87396G	40.95	54.00	-13.05	4.63	3	Horizontal	336	1.01	-	36.32	32.70	6.72	34.79
PK	4.87396G	49.50	74.00	-24.50	4.63	3	Horizontal	336	1.01	-	44.87	32.70	6.72	34.79

**802.11ax HEW40_Nss1,(MCS0)_2TX
2447MHz_TX**



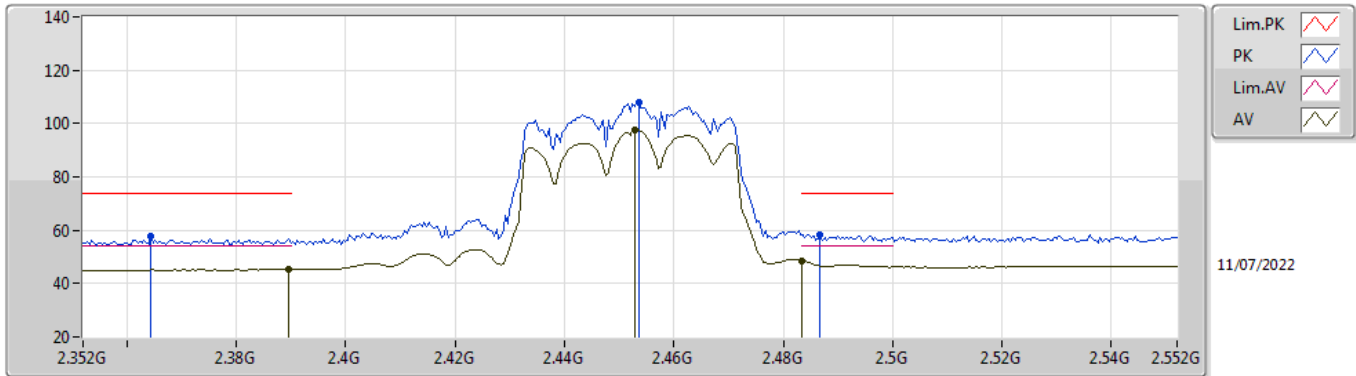
Type	Freq (Hz)	Level (dBuV/m)	Limit (dBuV/m)	Margin (dB)	Factor (dB)	Dist (m)	Condition	Azimuth (°)	Height (m)	Comment	Raw (dBuV)	AF (dB)	CL (dB)	PA (dB)
AV	2.3894G	45.55	54.00	-8.45	32.01	3	Vertical	187	1.50	-	13.54	27.44	4.57	-
AV	2.4442G	96.72	Inf	-Inf	32.19	3	Vertical	187	1.50	-	64.53	27.59	4.60	-
AV	2.4835G	50.29	54.00	-3.71	32.41	3	Vertical	187	1.50	-	17.88	27.80	4.61	-
PK	2.3786G	56.63	74.00	-17.37	31.93	3	Vertical	187	1.50	-	24.70	27.37	4.56	-
PK	2.453G	107.60	Inf	-Inf	32.22	3	Vertical	187	1.50	-	75.38	27.62	4.60	-
PK	2.4854G	61.72	74.00	-12.28	32.42	3	Vertical	187	1.50	-	29.30	27.81	4.61	-

**802.11ax HEW40_Nss1,(MCS0)_2TX
2447MHz_TX**



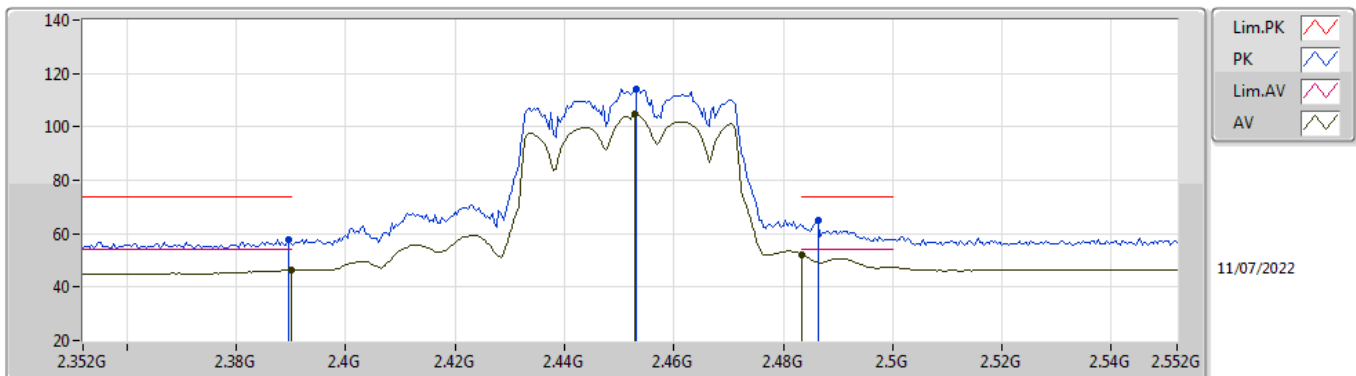
Type	Freq (Hz)	Level (dBuV/m)	Limit (dBuV/m)	Margin (dB)	Factor (dB)	Dist (m)	Condition	Azimuth (°)	Height (m)	Comment	Raw (dBuV)	AF (dB)	CL (dB)	PA (dB)
AV	2.3894G	47.29	54.00	-6.71	32.01	3	Horizontal	58	2.23	-	15.28	27.44	4.57	-
AV	2.4478G	104.77	Inf	-Inf	32.20	3	Horizontal	58	2.23	-	72.57	27.60	4.60	-
AV	2.4858G	53.42	54.00	-0.58	32.42	3	Horizontal	58	2.23	-	21.00	27.81	4.61	-
PK	2.3894G	58.10	74.00	-15.90	32.01	3	Horizontal	58	2.23	-	26.09	27.44	4.57	-
PK	2.4482G	114.31	Inf	-Inf	32.20	3	Horizontal	58	2.23	-	82.11	27.60	4.60	-
PK	2.4866G	64.09	74.00	-9.91	32.43	3	Horizontal	58	2.23	-	31.66	27.82	4.61	-

**802.11ax HEW40_Nss1,(MCS0)_2TX
2452MHz_TX**



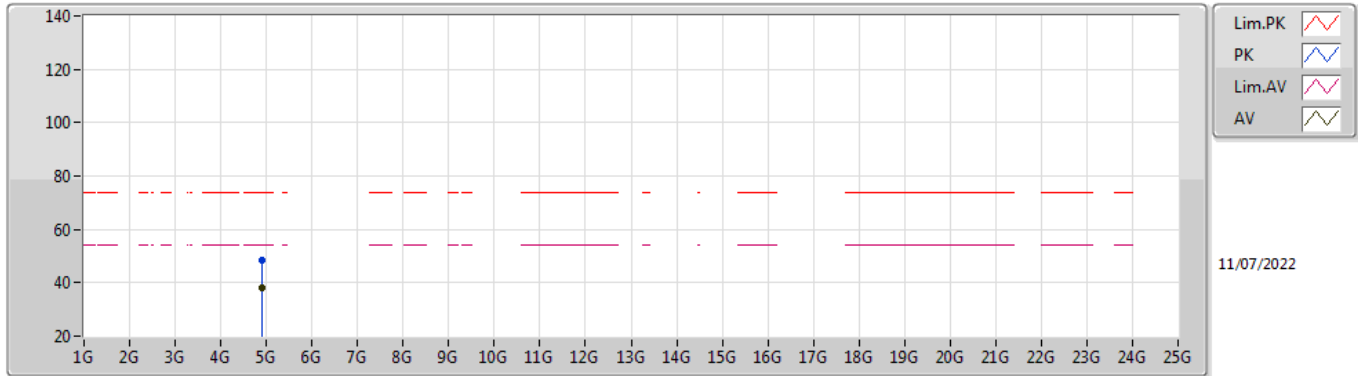
Type	Freq (Hz)	Level (dBuV/m)	Limit (dBuV/m)	Margin (dB)	Factor (dB)	Dist (m)	Condition	Azimuth (°)	Height (m)	Comment	Raw (dBuV)	AF (dB)	CL (dB)	PA (dB)
AV	2.3896G	45.29	54.00	-8.71	32.01	3	Vertical	191	1.90	-	13.28	27.44	4.57	-
AV	2.4528G	97.73	Inf	-Inf	32.22	3	Vertical	191	1.90	-	65.51	27.62	4.60	-
AV	2.4835G	48.46	54.00	-5.54	32.41	3	Vertical	191	1.90	-	16.05	27.80	4.61	-
PK	2.3644G	57.56	74.00	-16.44	31.84	3	Vertical	191	1.90	-	25.72	27.29	4.55	-
PK	2.4536G	107.97	Inf	-Inf	32.22	3	Vertical	191	1.90	-	75.75	27.62	4.60	-
PK	2.4868G	58.37	74.00	-15.63	32.43	3	Vertical	191	1.90	-	25.94	27.82	4.61	-

**802.11ax HEW40_Nss1,(MCS0)_2TX
2452MHz_TX**



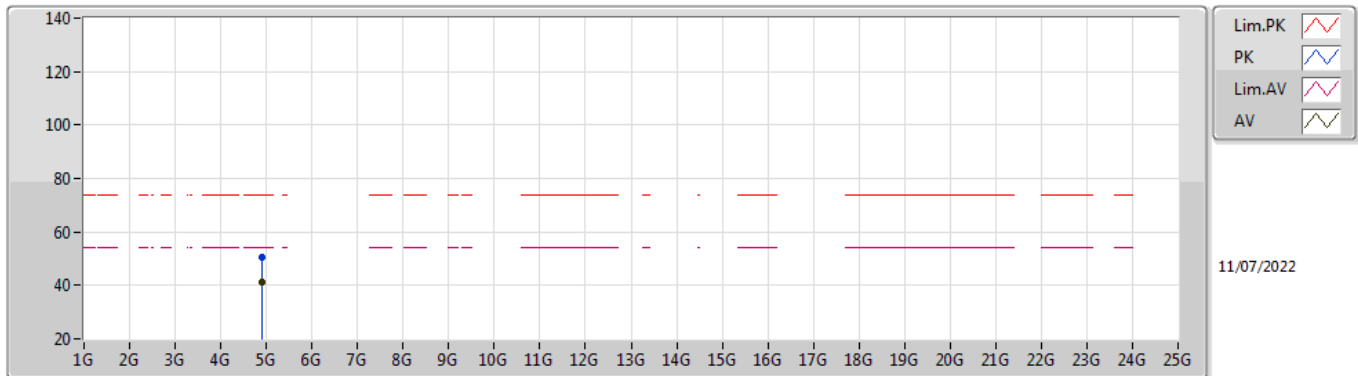
Type	Freq (Hz)	Level (dBuV/m)	Limit (dBuV/m)	Margin (dB)	Factor (dB)	Dist (m)	Condition	Azimuth (°)	Height (m)	Comment	Raw (dBuV)	AF (dB)	CL (dB)	PA (dB)
AV	2.39G	46.39	54.00	-7.61	32.01	3	Horizontal	55	2.53	-	14.38	27.44	4.57	-
AV	2.4528G	104.59	Inf	-Inf	32.22	3	Horizontal	55	2.53	-	72.37	27.62	4.60	-
AV	2.4835G	51.96	54.00	-2.04	32.41	3	Horizontal	55	2.53	-	19.55	27.80	4.61	-
PK	2.3896G	58.01	74.00	-15.99	32.01	3	Horizontal	55	2.53	-	26.00	27.44	4.57	-
PK	2.4532G	114.34	Inf	-Inf	32.22	3	Horizontal	55	2.53	-	82.12	27.62	4.60	-
PK	2.4864G	64.75	74.00	-9.25	32.43	3	Horizontal	55	2.53	-	32.32	27.82	4.61	-

**802.11ax HEW40_Nss1,(MCS0)_2TX
2452MHz_TX**



Type	Freq (Hz)	Level (dBuV/m)	Limit (dBuV/m)	Margin (dB)	Factor (dB)	Dist (m)	Condition	Azimuth (°)	Height (m)	Comment	Raw (dBuV)	AF (dB)	CL (dB)	PA (dB)
AV	4.90399G	37.99	54.00	-16.01	4.78	3	Vertical	24	1.63	-	33.21	32.82	6.74	34.78
PK	4.90353G	48.38	74.00	-25.62	4.76	3	Vertical	24	1.63	-	43.62	32.81	6.74	34.79

**802.11ax HEW40_Nss1,(MCS0)_2TX
2452MHz_TX**



Type	Freq (Hz)	Level (dBuV/m)	Limit (dBuV/m)	Margin (dB)	Factor (dB)	Dist (m)	Condition	Azimuth (°)	Height (m)	Comment	Raw (dBuV)	AF (dB)	CL (dB)	PA (dB)
AV	4.90399G	41.40	54.00	-12.60	4.78	3	Horizontal	344	1.59	-	36.62	32.82	6.74	34.78
PK	4.90415G	50.61	74.00	-23.39	4.78	3	Horizontal	344	1.59	-	45.83	32.82	6.74	34.78



Summary

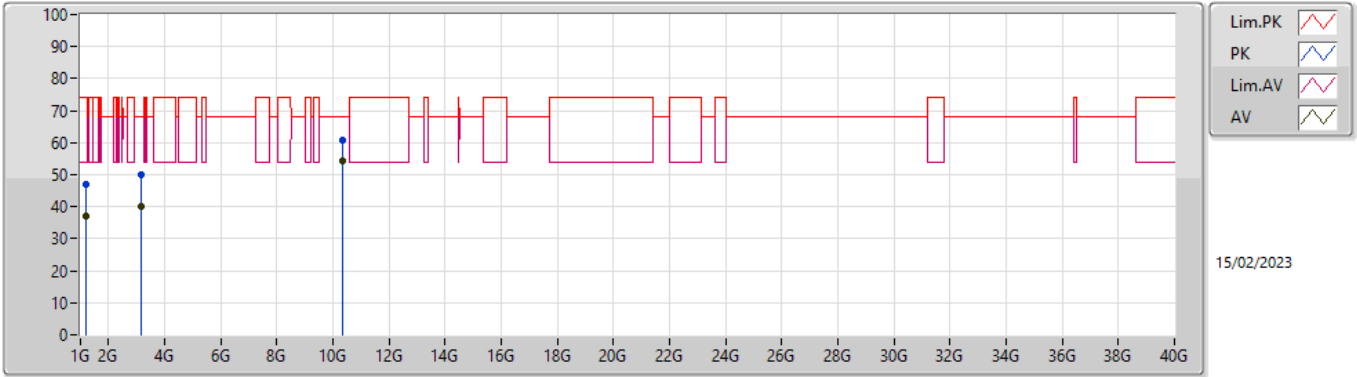
Mode	Result	Type	Freq (Hz)	Level (dBuV)	Limit (dBuV)	Margin (dB)	Condition
Mode 1	Pass	PK	10.3614G	60.97	68.20	-7.23	Vertical



Result

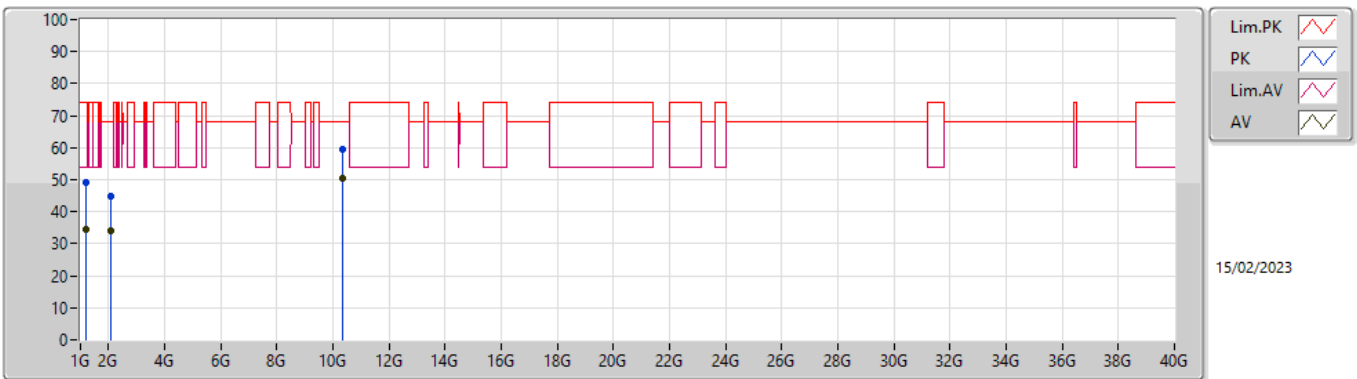
Mode	Result	Type	Freq (Hz)	Level (dBuV)	Limit (dBuV)	Margin (dB)	Dist (m)	Condition	Azimuth (°)	Height (m)	Comments
Mode 1	Pass	AV	1.1982G	36.98	54.00	-17.02	3	Vertical	242	1.47	-
Mode 1	Pass	AV	3.18734G	39.93	68.20	-28.27	3	Vertical	0	2.52	-
Mode 1	Pass	AV	10.3657G	54.22	68.20	-13.98	3	Vertical	149	2.41	-
Mode 1	Pass	PK	1.19887G	46.96	74.00	-27.04	3	Vertical	242	1.47	-
Mode 1	Pass	PK	3.18765G	49.89	68.20	-18.31	3	Vertical	0	2.52	-
Mode 1	Pass	PK	10.3614G	60.97	68.20	-7.23	3	Vertical	149	2.41	-
Mode 1	Pass	AV	1.1824G	34.65	54.00	-19.35	3	Horizontal	345	2.74	-
Mode 1	Pass	AV	2.0631G	34.03	68.20	-34.17	3	Horizontal	270	1.49	-
Mode 1	Pass	AV	10.36015G	50.53	68.20	-17.67	3	Horizontal	257	1.55	-
Mode 1	Pass	PK	1.18521G	49.02	74.00	-24.98	3	Horizontal	345	2.74	-
Mode 1	Pass	PK	2.0635G	44.65	68.20	-23.55	3	Horizontal	150	1.49	-
Mode 1	Pass	PK	10.36012G	59.38	68.20	-8.82	3	Horizontal	257	1.55	-

Radiated Emissions above 1GHz_Mode 1



Type	Freq (Hz)	Level (dBuV)	Limit (dBuV)	Margin (dB)	Factor (dB)	Dist (m)	Condition	Azimuth (°)	Height (m)	Comment	Raw (dBuV)	AF (dB)	CL (dB)	PA (dB)
AV	1.1982G	36.98	54.00	-17.02	-6.60	3	Vertical	242	1.47	-	43.58	25.91	2.88	35.39
AV	3.18734G	39.93	68.20	-28.27	-0.07	3	Vertical	0	2.52	-	40.00	29.93	4.73	34.73
AV	10.3657G	54.22	68.20	-13.98	12.16	3	Vertical	149	2.41	-	42.06	39.00	8.02	34.86
PK	1.19887G	46.96	74.00	-27.04	-6.61	3	Vertical	242	1.47	-	53.57	25.90	2.88	35.39
PK	3.18765G	49.89	68.20	-18.31	-0.08	3	Vertical	0	2.52	-	49.97	29.92	4.73	34.73
PK	10.3614G	60.97	68.20	-7.23	12.14	3	Vertical	149	2.41	-	48.83	38.98	8.02	34.86

Radiated Emissions above 1GHz_Mode 1



Type	Freq (Hz)	Level (dBuV)	Limit (dBuV)	Margin (dB)	Factor (dB)	Dist (m)	Condition	Azimuth (°)	Height (m)	Comment	Raw (dBuV)	AF (dB)	CL (dB)	PA (dB)
AV	1.1824G	34.65	54.00	-19.35	-6.60	3	Horizontal	345	2.74	-	41.25	25.97	2.85	35.42
AV	2.0631G	34.03	68.20	-34.17	-3.86	3	Horizontal	270	1.49	-	37.89	26.90	3.86	34.62
AV	10.36015G	50.53	68.20	-17.67	12.14	3	Horizontal	257	1.55	-	38.39	38.98	8.02	34.86
PK	1.18521G	49.02	74.00	-24.98	-6.59	3	Horizontal	345	2.74	-	55.61	25.96	2.86	35.41
PK	2.0635G	44.65	68.20	-23.55	-3.85	3	Horizontal	150	1.49	-	48.50	26.91	3.86	34.62
PK	10.36012G	59.38	68.20	-8.82	12.14	3	Horizontal	257	1.55	-	47.24	38.98	8.02	34.86