

FCC Radio Test Report

FCC ID : NDD9574892204
Equipment : Access Point
Brand Name : EDIMAX
Model Name : EW-7489WAX
Applicant : Edimax Technology Co., Ltd.
No.278, Xinhua 1st Rd., Neihu Dist,
Taipei City, Taiwan
Manufacturer : Edimax Technology Co., Ltd.
No.278, Xinhua 1st Rd., Neihu Dist,
Taipei City, Taiwan
Standard : 47 CFR FCC Part 15.407

The product was received on Jun. 27, 2022, and testing was started from Jul. 01, 2022 and completed on Feb. 16, 2023. We, SPORTON INTERNATIONAL INC. Hsinhua Laboratory, would like to declare that the tested sample has been evaluated in accordance with the procedures given in ANSI C63.10-2013 and shown compliance with the applicable technical standards.

The test results in this report apply exclusively to the tested model / sample. Without written approval of SPORTON INTERNATIONAL INC. Hsinhua Laboratory, the test report shall not be reproduced except in full.



Approved by: Jackson Tsai

SPORTON INTERNATIONAL INC. Hsinhua Laboratory

No.52, Huaya 1st Rd., Guishan Dist., Taoyuan City 333411, Taiwan (R.O.C.)



Table of Contents

HISTORY OF THIS TEST REPORT3

SUMMARY OF TEST RESULT4

1 GENERAL DESCRIPTION5

1.1 Information.....5

1.2 Testing Applied Standards 10

1.3 Testing Location Information10

1.4 Measurement Uncertainty 10

2 TEST CONFIGURATION OF EUT.....11

2.1 Test Channel Mode11

2.2 The Worst Case Measurement Configuration 14

2.3 Support Equipment.....15

2.4 Test Setup Diagram 16

3 TRANSMITTER TEST RESULT18

3.1 AC Power-line Conducted Emissions 18

3.2 Emission Bandwidth20

3.3 Maximum Conducted Output Power21

3.4 Peak Power Spectral Density.....23

3.5 Unwanted Emissions.....25

4 TEST EQUIPMENT AND CALIBRATION DATA.....29

APPENDIX A. TEST RESULTS OF AC POWER-LINE CONDUCTED EMISSIONS

APPENDIX B. TEST RESULTS OF EMISSION BANDWIDTH

APPENDIX C. TEST RESULTS OF MAXIMUM CONDUCTED OUTPUT POWER

APPENDIX D. TEST RESULTS OF PEAK POWER SPECTRAL DENSITY

APPENDIX E. TEST RESULTS OF UNWANTED EMISSIONS

APPENDIX F. TEST RESULTS OF RADIATED EMISSION CO-LOCATION

APPENDIX G. TEST PHOTOS

PHOTOGRAPHS OF EUT V02



History of this test report

Report No.	Version	Description	Issued Date
FR260706AN	01	Initial issue of report	Feb. 21, 2023
FR260706AN	02	Photographs of EUT was updated (This report is the latest version replacing for the report issued on Feb. 21, 2023)	Mar. 02, 2023
FR260706AN	03	Add Directional gain information (This report is the latest version replacing for the report issued on Mar. 02, 2023)	Mar. 16, 2023



Summary of Test Result

Report Clause	Ref. Std. Clause	Test Items	Result (PASS/FAIL)	Remark
1.1.2	15.203	Antenna Requirement	PASS	-
3.1	15.207	AC Power-line Conducted Emissions	PASS	-
3.2	15.407(a)	Emission Bandwidth	PASS	-
3.3	15.407(a)	Maximum Conducted Output Power	PASS	-
3.4	15.407(a)	Peak Power Spectral Density	PASS	-
3.5	15.407(b)	Unwanted Emissions	PASS	-

Note: From Sporton Project No.: FR260726AN.

Declaration of Conformity:
The test results with all measurement uncertainty excluded are presented in accordance with the regulation limits or requirements declared by manufacturers.
Comments and explanations:
The EUT supports beamforming and CDD modes, and the CDD mode is the worst case. Therefore, all test items are evaluated in the report. The beamforming mode only evaluates the output power.

Reviewed by: Ryan Hsiao

Report Producer: Ann Hou



1 General Description

1.1 Information

1.1.1 RF General Information

Frequency Range (MHz)	IEEE Std. 802.11	Ch. Frequency (MHz)	Channel Number
5150-5250	a, n (HT20), ac (VHT20), ax (HEW20)	5180-5240	36-48 [4]
5250-5350		5260-5320	52-64 [4]
5470-5725		5500-5700	100-140 [11]
Straddle 5720		5720	144 [1]
5725-5850		5745-5825	149-165 [5]
5150-5250	n (HT40), ac (VHT40), ax (HEW40)	5190-5230	38-46 [2]
5250-5350		5270-5310	54-62 [2]
5470-5725		5510-5670	102-134 [5]
Straddle 5710		5710	142 [1]
5725-5850		5755-5795	151-159 [2]
5150-5250	ac (VHT80), ax (HEW80)	5210	42 [1]
5250-5350		5290	58 [1]
5470-5725		5530-5610	106-122 [2]
Straddle 5690		5690	138 [1]
5725-5850		5775	155 [1]
5150-5350	ax (HEW160)	5250	50 [1]
5470-5725		5570	114 [1]

Non-Beamforming

Band	Mode	BWch (MHz)	Nant
5.15-5.25GHz	802.11a	20	2TX
5.25-5.35GHz	802.11a	20	2TX
5.47-5.725GHz	802.11a	20	2TX
5.725-5.85GHz	802.11a	20	2TX
5.15-5.25GHz	802.11ax HEW20	20	2TX
5.25-5.35GHz	802.11ax HEW20	20	2TX
5.47-5.725GHz	802.11ax HEW20	20	2TX
5.725-5.85GHz	802.11ax HEW20	20	2TX
5.15-5.25GHz	802.11ax HEW40	40	2TX
5.25-5.35GHz	802.11ax HEW40	40	2TX
5.47-5.725GHz	802.11ax HEW40	40	2TX



Band	Mode	BWch (MHz)	Nant
5.725-5.85GHz	802.11ax HEW40	40	2TX
5.15-5.25GHz	802.11ax HEW80	80	2TX
5.25-5.35GHz	802.11ax HEW80	80	2TX
5.47-5.725GHz	802.11ax HEW80	80	2TX
5.725-5.85GHz	802.11ax HEW80	80	2TX
5.15-5.25GHz	802.11ax HEW160	160	2TX
5.25-5.35GHz	802.11ax HEW160	160	2TX
5.47-5.725GHz	802.11ax HEW160	160	2TX

Beamforming

Band	Mode	BWch (MHz)	Nant
5.15-5.25GHz	802.11ax HEW20-BF	20	2TX
5.25-5.35GHz	802.11ax HEW20-BF	20	2TX
5.47-5.725GHz	802.11ax HEW20-BF	20	2TX
5.725-5.85GHz	802.11ax HEW20-BF	20	2TX
5.15-5.25GHz	802.11ax HEW40-BF	40	2TX
5.25-5.35GHz	802.11ax HEW40-BF	40	2TX
5.47-5.725GHz	802.11ax HEW40-BF	40	2TX
5.725-5.85GHz	802.11ax HEW40-BF	40	2TX
5.15-5.25GHz	802.11ax HEW80-BF	80	2TX
5.25-5.35GHz	802.11ax HEW80-BF	80	2TX
5.47-5.725GHz	802.11ax HEW80-BF	80	2TX
5.725-5.85GHz	802.11ax HEW80-BF	80	2TX
5.15-5.25GHz	802.11ax HEW160-BF	160	2TX
5.25-5.35GHz	802.11ax HEW160-BF	160	2TX
5.47-5.725GHz	802.11ax HEW160-BF	160	2TX

Note:

- ♦ 11a, HT20 and HT40 use a combination of OFDM-BPSK, QPSK, 16QAM, 64QAM modulation.
- ♦ VHT20, VHT40, VHT80 use a combination of OFDM-BPSK, QPSK, 16QAM, 64QAM, 256QAM modulation.
- ♦ HEW20, HEW40, HEW80 and HEW160 use a combination of OFDMA-BPSK, QPSK, 16QAM, 64QAM, 256QAM, 1024QAM modulation.
- ♦ BWch is the nominal channel bandwidth.

1.1.2 Antenna Information

Ant.	Brand	Model Name	Antenna Type	Connector	Support
1	Grand-Tek	2G-1	PIFA	I-Pex	2.4G
2	Grand-Tek	2G-2	PIFA	I-Pex	2.4G
3	Grand-Tek	5G-1	PIFA	I-Pex	5G
4	Grand-Tek	5G-2	PIFA	I-Pex	5G

Ant.	Port	Gain (dBi)	
		2.4G	5G
1	1	4.2	-
2	2	3.8	-
3	1	-	5.5
4	2	-	4.8

Note 1: The EUT has four antennas.

Note 2: Directional gain information

	Maximum Output Power	Power Spectral Density
Non-BF	Directional gain = Max.gain + array gain. For power measurements on IEEE 802.11 devices Array Gain = 0 dB (i.e., no array gain) for N ANT ≤ 4	$DirectionalGain = 10 \cdot \log \left[\frac{\sum_{j=1}^{N_{ANT}} \left\{ \sum_{k=1}^{N_{ANT}} g_{j,k} \right\}^2}{N_{ANT}} \right]$
BF	$DirectionalGain = 10 \cdot \log \left[\frac{\sum_{j=1}^{N_{ANT}} \left\{ \sum_{k=1}^{N_{ANT}} g_{j,k} \right\}^2}{N_{ANT}} \right]$	$DirectionalGain = 10 \cdot \log \left[\frac{\sum_{j=1}^{N_{ANT}} \left\{ \sum_{k=1}^{N_{ANT}} g_{j,k} \right\}^2}{N_{ANT}} \right]$

For 2.4GHz function:

For IEEE 802.11 b/g/n/VHT/ax mode (2TX/2RX)

Ant. 1 (port 1) and Ant. 2 (port 2) could transmit/receive simultaneously.

For 5GHz function:

For IEEE 802.11 a/n/ac/ax mode (2TX/2RX)

Ant. 3 (port 1) and Ant. 4 (port 2) could transmit/receive simultaneously.

1.1.3 EUT Information

Operational Condition				
EUT Power Type	From PoE Adapter / Adapter			
EUT Function	<input type="checkbox"/>	Outdoor AP	<input checked="" type="checkbox"/>	Indoor AP
	<input type="checkbox"/>	Fixed P2P AP	<input type="checkbox"/>	Client
Beamforming Function	<input checked="" type="checkbox"/>	With beamforming	<input type="checkbox"/>	Without beamforming
TPC Function	<input checked="" type="checkbox"/>	With TPC Function	<input type="checkbox"/>	Without TPC Function
Weather Band	<input checked="" type="checkbox"/>	With 5600~5650MHz	<input type="checkbox"/>	Without 5600~5650MHz
Resource Unit(802.11ax)	<input checked="" type="checkbox"/>	Full RU	<input type="checkbox"/>	Partial RU
Type of EUT				
<input checked="" type="checkbox"/>	Stand-alone			
<input type="checkbox"/>	Combined (EUT where the radio part is fully integrated within another device)			
	Combined Equipment - Brand Name / Model No.: ...			
<input type="checkbox"/>	Plug-in radio (EUT intended for a variety of host systems)			
	Host System - Brand Name / Model No.:			
<input type="checkbox"/>	Other:			

1.1.4 Mode Test Duty Cycle

Non-Beamforming

Mode	DC	DCF(dB)	T(s)	VBW(Hz) ≥ 1/T
802.11a_Nss1,(6Mbps)_2TX	0.991	0.04	n/a (DC>=0.98)	n/a (DC>=0.98)
802.11ax HEW20_Nss1,(MCS0)_2TX	0.997	0.01	n/a (DC>=0.98)	n/a (DC>=0.98)
802.11ax HEW40_Nss1,(MCS0)_2TX	0.997	0.01	n/a (DC>=0.98)	n/a (DC>=0.98)
802.11ax HEW80_Nss1,(MCS0)_2TX	0.997	0.01	n/a (DC>=0.98)	n/a (DC>=0.98)
802.11ax HEW160_Nss1,(MCS0)_2TX	0.997	0.01	n/a (DC>=0.98)	n/a (DC>=0.98)

Note. If DC < 0.98, the DCF was added while measuring Output power and PSD.

Beamforming

Mode	DC	DCF(dB)	T(s)	VBW(Hz) ≥ 1/T
802.11ax HEW20_Nss1,(MCS0)_2TX	0.997	0.01	n/a (DC>=0.98)	n/a (DC>=0.98)
802.11ax HEW40_Nss1,(MCS0)_2TX	0.997	0.01	n/a (DC>=0.98)	n/a (DC>=0.98)
802.11ax HEW80_Nss1,(MCS0)_2TX	0.997	0.01	n/a (DC>=0.98)	n/a (DC>=0.98)
802.11ax HEW160_Nss1,(MCS0)_2TX	0.997	0.01	n/a (DC>=0.98)	n/a (DC>=0.98)

Note. If DC < 0.98, the DCF was added while measuring Output power and PSD.



1.1.5 Table for Multiple Listing

The SKU in the following table are all refer to the identical product.

SKU	DDR	Description
1	Brand: SK hynix Model: H5TC4G83EFR	All the SKU are identical, only the DDR is different.
2	Brand: winbond Model: W634GU8QB-11	

From the above SKU, The worst case of EMI was evaluated, SKU 1 was selected as representative SKU for the test and its data was recorded in this report.



1.2 Testing Applied Standards

According to the specifications of the manufacturer, the EUT must comply with the requirements of the following standards:

- ♦ 47 CFR FCC Part 15
- ♦ ANSI C63.10-2013
- ♦ KDB 789033 D02 v02r01

The following reference test guidance is not within the scope of accreditation of TAF:

- ♦ KDB 662911 D01 v02r01
- ♦ KDB 414788 D01 v01r01

1.3 Testing Location Information

Test Lab. : Sporton International Inc. Hsinhua Laboratory				
<input checked="" type="checkbox"/>	Hsinhua (TAF: 3785)	ADD: No.52, Huaya 1st Rd., Guishan Dist., Taoyuan City 333411, Taiwan (R.O.C.)		
		TEL: 886-3-327-3456	FAX: 886-3-327-0973	
Test site Designation No. TW3785 with FCC.				
Test Condition	Test Site No.	Test Engineer	Test Environment	Test Date
AC Conduction	CO04-HY	Wayne	22.7~23.1°C / 56~57%	18/Jan/2023
RF Conducted (Non-Beamforming)	TH07-HY	Yuna	20.1~26.9°C / 50~60%	08/Jul/2022~21/Jul/2022
RF Conducted (Beamforming)	TH07-HY	Yuna	22.9~25.6°C / 50~58%	18/Aug/2022
<input checked="" type="checkbox"/>	Wen 33rd.St. (TAF: 3785)	ADD: No.14-1, Ln. 19, Wen 33rd St., Guishan Dist., Taoyuan City 333010, Taiwan (R.O.C.)		
		TEL: 886-3-318-0787	FAX: 886-3-318-0287	
Test site Designation No. TW0008 with FCC.				
Test Condition	Test Site No.	Test Engineer	Test Environment	Test Date
Radiated (below 1GHz)	03CH09-HY	Lego Lin	23.1~23.3°C / 54~61%	15/Feb/2023~16/Feb/2023
Radiated (above 1GHz)	03CH09-HY	Daniel	24.3~26.1°C / 44~47%	01/Jul/2022~21/Jul/2022
Radiated (Co-location)	03CH09-HY	Lego Lin	22.2~22.6°C / 53~59%	18/Jan/2023

1.4 Measurement Uncertainty

ISO/IEC 17025 requires that an estimate of the measurement uncertainties associated with the emissions test results be included in the report. The measurement uncertainties given below are based on a 95% confidence level (based on a coverage factor (k=2))

Test Items	Uncertainty	Remark
AC Power-line Conducted Emissions	4.53 dB	Confidence levels of 95%
Emission Bandwidth	3 MHz	Confidence levels of 95%
Maximum Conducted Output Power	2 dB	Confidence levels of 95%
Power Spectral Density	2 dB	Confidence levels of 95%
Unwanted Emissions	4.8 dB	Confidence levels of 95%
Temperature	0.41 °C	Confidence levels of 95%
Humidity	3.4 %	Confidence levels of 95%



2 Test Configuration of EUT

2.1 Test Channel Mode

Test Software Version	QDART-Connectivity1.0-00089
-----------------------	-----------------------------

Non-Beamforming

Mode	Power Setting
802.11a_Nss1,(6Mbps)_2TX	-
5180MHz	22.5
5200MHz	21.5
5240MHz	23
5260MHz	17
5300MHz	18
5320MHz	17.5
5500MHz	17
5580MHz	17
5700MHz	19
5720MHz Straddle 5.47-5.725GHz	18
5720MHz Straddle 5.725-5.85GHz	18
5745MHz	23
5785MHz	24
5825MHz	24
802.11ax HEW20_Nss1,(MCS0)_2TX	-
5180MHz	22.5
5200MHz	21.5
5240MHz	23.5
5260MHz	17.5
5300MHz	18.5
5320MHz	18.5
5500MHz	17
5580MHz	17.5
5700MHz	20.5
5720MHz Straddle 5.47-5.725GHz	19
5720MHz Straddle 5.725-5.85GHz	19
5745MHz	24
5785MHz	24



Mode	Power Setting
5825MHz	24
802.11ax HEW40_Nss1,(MCS0)_2TX	-
5190MHz	21
5230MHz	23.5
5270MHz	20
5310MHz	21
5510MHz	20
5550MHz	20.5
5670MHz	20.5
5710MHz Straddle 5.47-5.725GHz	22
5710MHz Straddle 5.725-5.85GHz	22
5755MHz	24
5795MHz	24
802.11ax HEW80_Nss1,(MCS0)_2TX	-
5210MHz	21
5290MHz	21
5530MHz	21.5
5610MHz	21
5690MHz Straddle 5.47-5.725GHz	22.5
5690MHz Straddle 5.725-5.85GHz	22.5
5775MHz	24
802.11ax HEW160_Nss1,(MCS0)_2TX	-
5250MHz Straddle 5.15-5.25GHz	21
5250MHz Straddle 5.25-5.35GHz	21
5570MHz	20.5






Beamforming

Mode	Power Setting
802.11ax HEW20-BF_Nss1,(MCS0)_2TX	-
5180MHz	22.5
5200MHz	21.5
5240MHz	23.5
5260MHz	17.5
5300MHz	18.5
5320MHz	18.5
5500MHz	17
5580MHz	17.5
5700MHz	20.5
5720MHz Straddle 5.47-5.725GHz	18
5720MHz Straddle 5.725-5.85GHz	18
5745MHz	24
5785MHz	24
5825MHz	24
802.11ax HEW40-BF_Nss1,(MCS0)_2TX	-
5190MHz	21
5230MHz	23.5
5270MHz	18
5310MHz	18
5510MHz	18
5550MHz	18
5670MHz	18
5710MHz Straddle 5.47-5.725GHz	19
5710MHz Straddle 5.725-5.85GHz	19
5755MHz	24
5795MHz	24
802.11ax HEW80-BF_Nss1,(MCS0)_2TX	-
5210MHz	21
5290MHz	21
5530MHz	21.5
5610MHz	21
5690MHz Straddle 5.47-5.725GHz	19
5690MHz Straddle 5.725-5.85GHz	19
5775MHz	24
802.11ax HEW160-BF_Nss1,(MCS0)_2TX	-
5250MHz Straddle 5.15-5.25GHz	21
5250MHz Straddle 5.25-5.35GHz	21
5570MHz	20.5

2.2 The Worst Case Measurement Configuration

The Worst Case Mode for Following Conformance Tests	
Tests Item	AC power-line conducted emissions
Condition	AC power-line conducted measurement for line and neutral Test Voltage: 120Vac / 60Hz
Operating Mode	CTX
1	PoE mode
2	Adapter mode

The Worst Case Mode for Following Conformance Tests	
Tests Item	Emission Bandwidth Maximum Conducted Output Power Peak Power Spectral Density
Test Condition	Conducted measurement at transmit chains

The Worst Case Mode for Following Conformance Tests			
Tests Item	Unwanted Emissions		
Test Condition	Radiated measurement If EUT consist of multiple antenna assembly (multiple antenna are used in EUT regardless of spatial multiplexing MIMO configuration), the radiated test should be performed with highest antenna gain of each antenna type.		
Operating Mode < 1GHz	CTX		
1	PoE mode		
2	Adapter mode		
Operating Mode > 1GHz	CTX		
Orthogonal Planes of EUT	X Plane	Y Plane	Z Plane
			
Worst Planes of EUT	V		

The Worst Case Mode for Following Conformance Tests	
Tests Item	Simultaneous Transmission Analysis
Test Condition	Radiated measurement
Operating Mode	CTX
1	WLAN 2.4GHz +WLAN 5GHz
Refer to Sporton Test Report No.: FA260706 for Co-location RF Exposure Evaluation and Appendix F for Radiated Emission Co-location.	



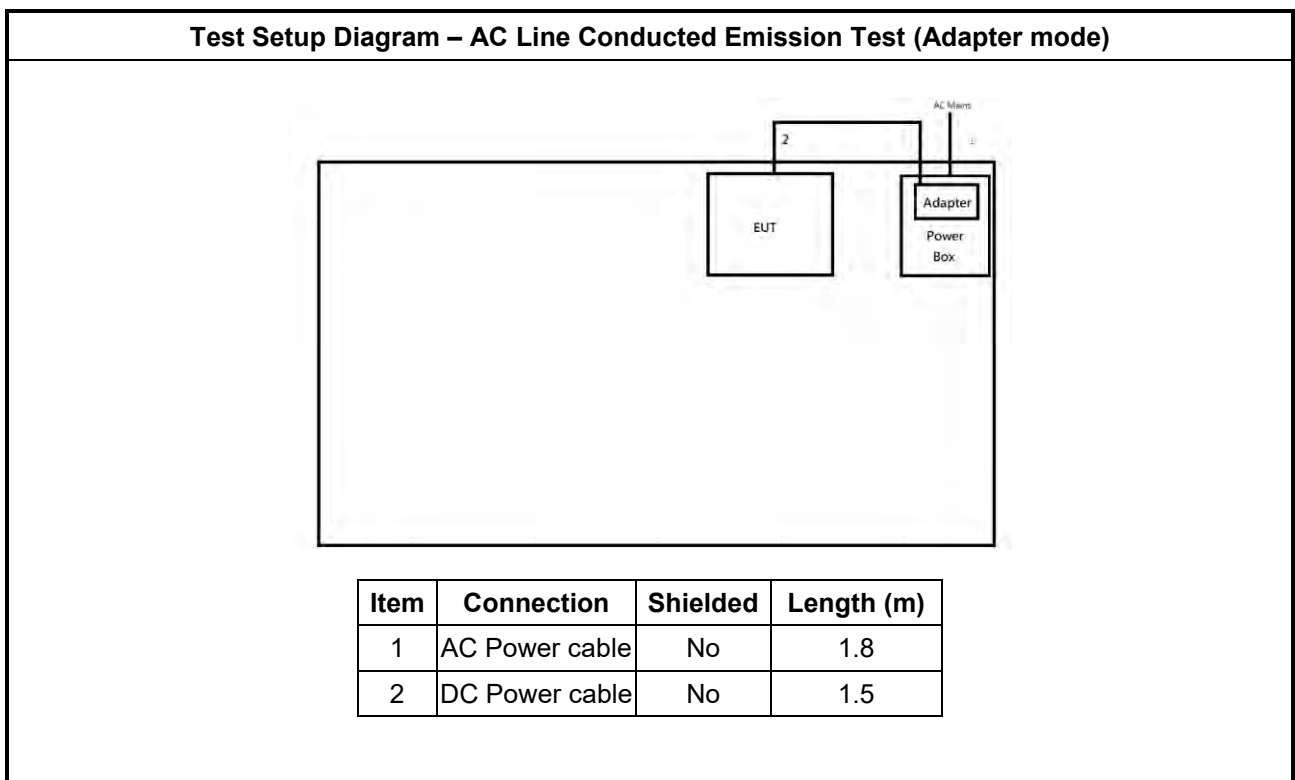
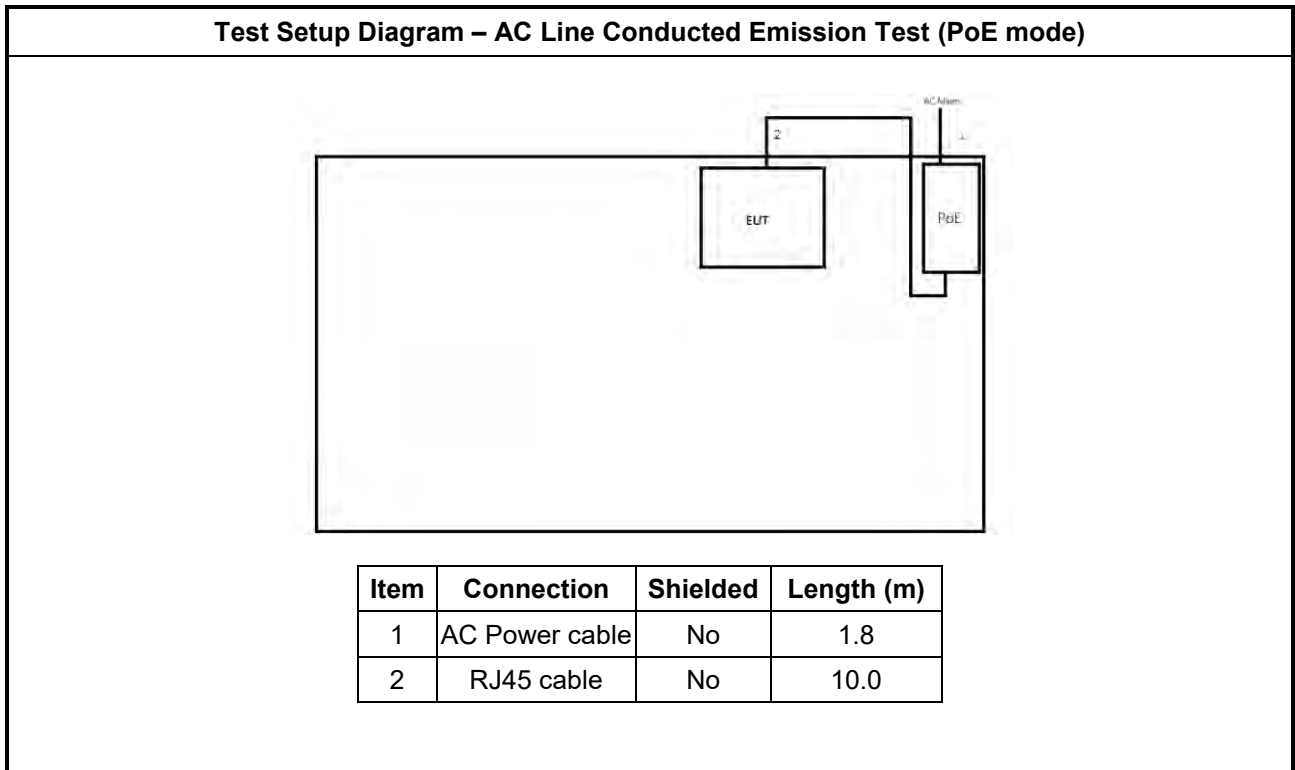
2.3 Support Equipment

Support Equipment – AC Conduction					
No.	Equipment	Brand Name	Model Name	FCC ID	Remark
1	RJ45 cable	Power Sync	CAT-6E-10	-	-
2	AC Power cable	Power sync	TPCMRN0018	-	-
3	PoE Adapter	LINKSYS	PI021A	-	Provided by Customer
4	Switching Adapter	AMIGO	AMS200-1201500F	-	Provided by Customer

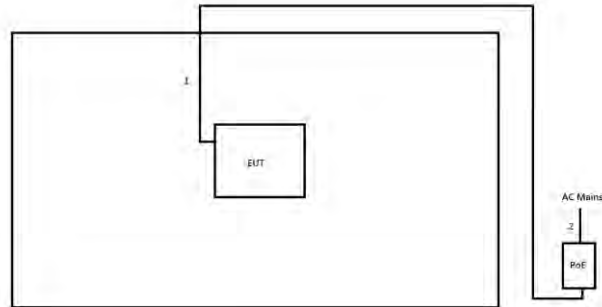
Support Equipment – Conducted					
No.	Equipment	Brand Name	Model Name	FCC ID	Remark
1	Notebook	DELL	E5410	-	-
2	Adapter for NB	DELL	HA65NM130	-	-
3	PoE Adapter	LINKSYS	PI021A	-	Provided by Customer

Support Equipment – Radiated					
No.	Equipment	Brand Name	Model Name	FCC ID	Remark
1	RJ45 cable	Power Sync	CAT-6E-10	-	-
2	Switching Adapter	AMIGO	AMS200-1201500F	-	Provided by Customer
3	PoE Adapter (remote)	LINKSYS	PI021A	-	Provided by Customer
4	AC Power cable (remote)	Power sync	TPCMRN0018	-	Provided by Customer

2.4 Test Setup Diagram

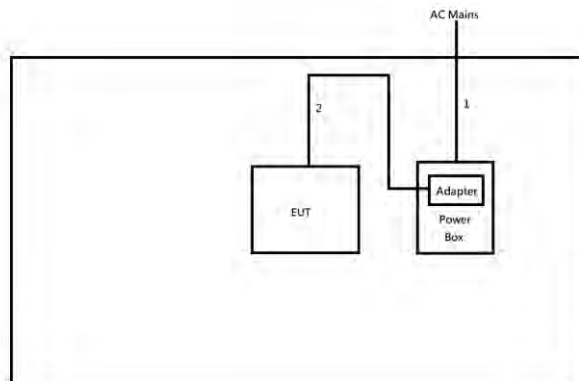


Test Setup Diagram - Radiated Test (PoE Mode)



Item	Connection	Shielded	Length (m)
1	RJ45 cable	No	10.0
2	AC Power cable	No	1.8

Test Setup Diagram - Radiated Test (Adapter mode)



Item	Connection	Shielded	Length (m)
1	AC Power cable	No	2.0
2	DC Power cable	No	1.5



3 Transmitter Test Result

3.1 AC Power-line Conducted Emissions

3.1.1 AC Power-line Conducted Emissions Limit

AC Power-line Conducted Emissions Limit		
Frequency Emission (MHz)	Quasi-Peak	Average
0.15-0.5	66 - 56 *	56 - 46 *
0.5-5	56	46
5-30	60	50

Note 1: * Decreases with the logarithm of the frequency.

3.1.2 Measuring Instruments

Refer a test equipment and calibration data table in this test report.

3.1.3 Test Procedures

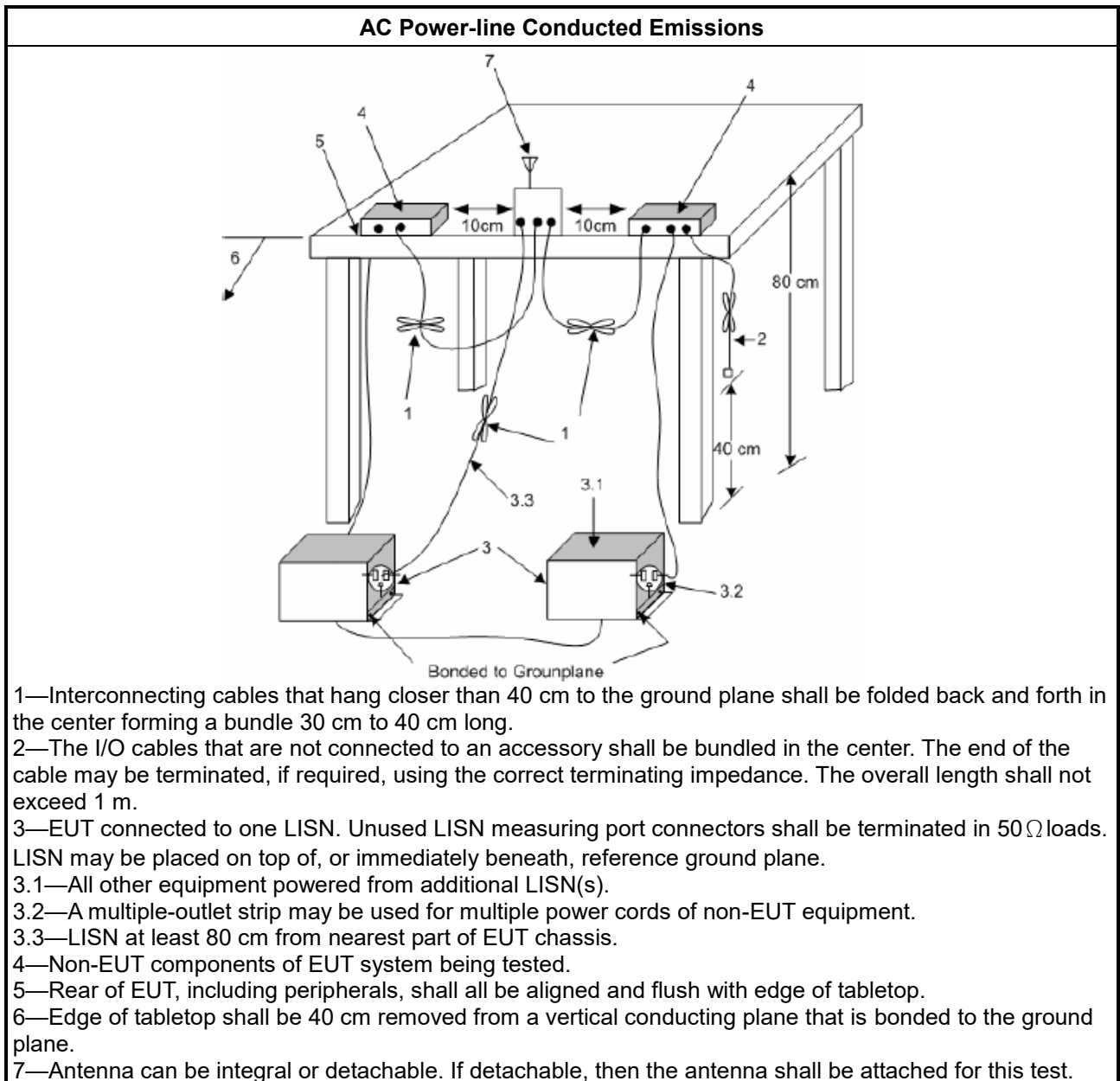
Test Method
<input checked="" type="checkbox"/> Refer as ANSI C63.10-2013, clause 6.2 for AC power-line conducted emissions.

3.1.4 Measurement Results Calculation

The measured Level is calculated using:

Corrected Reading: Raw(Read Level) + LISN(LISN Factor) + CL(Cable Loss) + AT(Attenuator).

3.1.5 Test Setup



3.1.6 Test Result of AC Power-line Conducted Emissions

Refer as Appendix A

3.2 Emission Bandwidth

3.2.1 Emission Bandwidth Limit

Emission Bandwidth Limit	
UNII Devices	
<input checked="" type="checkbox"/>	For the 5.15-5.25 GHz band, N/A
<input checked="" type="checkbox"/>	For the 5.25-5.35 GHz band, N/A
<input checked="" type="checkbox"/>	For the 5.47-5.725 GHz band, N/A
<input checked="" type="checkbox"/>	For the 5.725-5.85 GHz band, 6 dB emission bandwidth \geq 500kHz.

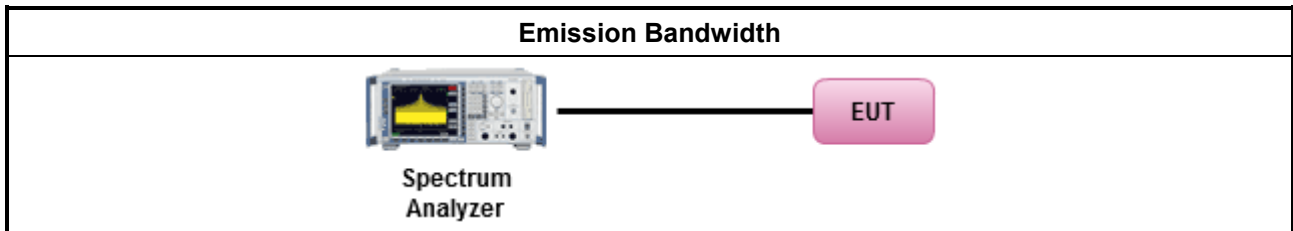
3.2.2 Measuring Instruments

Refer a test equipment and calibration data table in this test report.

3.2.3 Test Procedures

Test Method	
<ul style="list-style-type: none"> For the emission bandwidth shall be measured using one of the options below: 	
<input checked="" type="checkbox"/>	Refer as KDB 789033, clause C for EBW and clause D for OBW measurement.
<input type="checkbox"/>	Refer as ANSI C63.10, clause 6.9.3 for occupied bandwidth testing.
<input type="checkbox"/>	Refer as IC RSS-Gen, clause 6.7 for bandwidth testing.

3.2.4 Test Setup



3.2.5 Test Result of Emission Bandwidth

Refer as Appendix B



3.3 Maximum Conducted Output Power

3.3.1 Maximum Conducted Output Power Limit

Maximum Conducted Output Power Limit	
UNII Devices	
<input checked="" type="checkbox"/> For the 5.15-5.25 GHz band:	
	<ul style="list-style-type: none"> ▪ Outdoor AP: the maximum conducted output power (P_{Out}) shall not exceed the lesser of 1 W. If $G_{TX} > 6$ dBi, then $P_{Out} = 30 - (G_{TX} - 6)$. e.i.r.p. at any elevation angle above 30 degrees $\leq 125mW$ [21dBm]
	<ul style="list-style-type: none"> ▪ Indoor AP: the maximum conducted output power (P_{Out}) shall not exceed the lesser of 1 W. If $G_{TX} > 6$ dBi, then $P_{Out} = 30 - (G_{TX} - 6)$
	<ul style="list-style-type: none"> ▪ Point-to-point AP: the maximum conducted output power (P_{Out}) shall not exceed the lesser of 1 W. If $G_{TX} > 23$ dBi, then $P_{Out} = 30 - (G_{TX} - 23)$.
	<ul style="list-style-type: none"> ▪ Mobile or Portable Client: the maximum conducted output power (P_{Out}) shall not exceed the lesser of 250 mW. If $G_{TX} > 6$ dBi, then $P_{Out} = 24 - (G_{TX} - 6)$.
<input checked="" type="checkbox"/> For the 5.25-5.35 GHz band, the maximum conducted output power (P_{Out}) shall not exceed the lesser of 250 mW or $11 \text{ dBm} + 10 \log B$, where B is the 26 dB emission bandwidth in MHz. If $G_{TX} > 6$ dBi, then $P_{Out} = 24 - (G_{TX} - 6)$.	
<input checked="" type="checkbox"/> For the 5.47-5.725 GHz band, the maximum conducted output power (P_{Out}) shall not exceed the lesser of 250 mW or $11 \text{ dBm} + 10 \log B$, where B is the 26 dB emission bandwidth in MHz. If $G_{TX} > 6$ dBi, then $P_{Out} = 24 - (G_{TX} - 6)$.	
<input checked="" type="checkbox"/> For the 5.725-5.85 GHz band:	
	<ul style="list-style-type: none"> ▪ Point-to-multipoint systems (P2M): the maximum conducted output power (P_{Out}) shall not exceed the lesser of 1 W. If $G_{TX} > 6$ dBi, then $P_{Out} = 30 - (G_{TX} - 6)$.
	<ul style="list-style-type: none"> ▪ Point-to-point systems (P2P): the maximum conducted output power (P_{Out}) shall not exceed the lesser of 1 W.
P_{Out} = maximum conducted output power in dBm, G_{TX} = the maximum transmitting antenna directional gain in dBi.	

3.3.2 Measuring Instruments

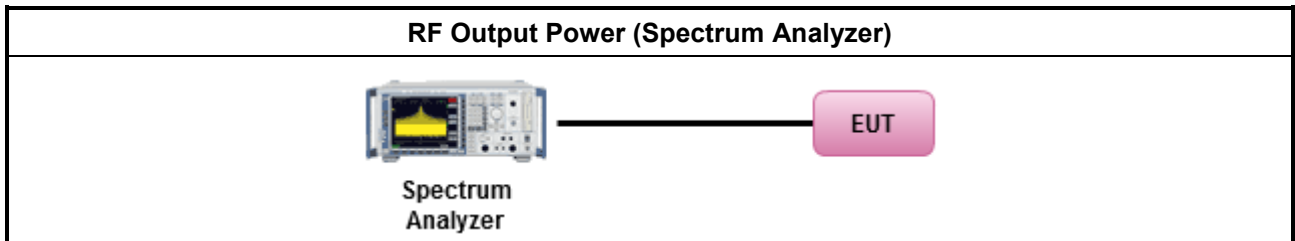
Refer a test equipment and calibration data table in this test report.

3.3.3 Test Procedures

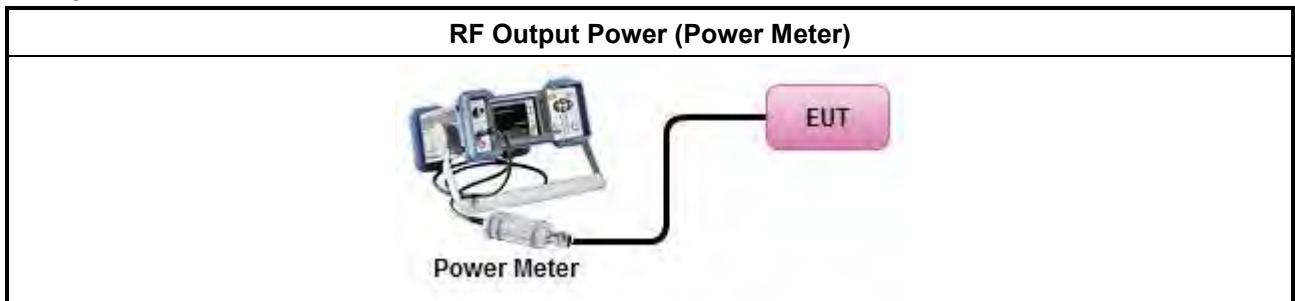
Test Method	
<ul style="list-style-type: none"> Maximum Conducted Output Power 	
	Duty cycle \geq 98%
<input checked="" type="checkbox"/>	Refer as KDB 789033, clause E Method SA-2 (spectral trace averaging).
	Duty cycle $<$ 98%
<input type="checkbox"/>	Refer as KDB 789033, clause E Method SA-2 Alt. (RMS detection with slow sweep speed)
Wideband RF power meter and average over on/off periods with duty factor	
<input checked="" type="checkbox"/>	Refer as KDB 789033, clause E Method PM (using an RF average power meter).
<ul style="list-style-type: none"> For conducted measurement. 	
	<ul style="list-style-type: none"> If the EUT supports multiple transmit chains using options given below: Refer as KDB 662911, In-band power measurements. Using the measure-and-sum approach, measured all transmit ports individually. Sum the power (in linear power units e.g., mW) of all ports for each individual sample and save them.
	<ul style="list-style-type: none"> If multiple transmit chains, EIRP calculation could be following as methods: $P_{total} = P_1 + P_2 + \dots + P_n$ (calculated in linear unit [mW] and transfer to log unit [dBm]) $EIRP_{total} = P_{total} + DG$

3.3.4 Test Setup

For Straddle channel



For Other channel



3.3.5 Test Result of Maximum Conducted Output Power

Refer as Appendix C



3.4 Peak Power Spectral Density

3.4.1 Peak Power Spectral Density Limit

Peak Power Spectral Density Limit	
UNII Devices	
<input checked="" type="checkbox"/> For the 5.15-5.25 GHz band:	
	<ul style="list-style-type: none"> ▪ Outdoor AP: the peak power spectral density (PPSD) shall not exceed the lesser of 17dBm/MHz. If $G_{TX} > 6$ dBi, then $P_{Out} = 17 - (G_{TX} - 6)$. ▪ Indoor AP: the peak power spectral density (PPSD) shall not exceed the lesser of 17dBm/MHz. If $G_{TX} > 6$ dBi, then $P_{Out} = 17 - (G_{TX} - 6)$. ▪ Point-to-point AP: the peak power spectral density (PPSD) shall not exceed the lesser of 17dBm/MHz. If $G_{TX} > 23$ dBi, then $P_{Out} = 17 - (G_{TX} - 23)$. ▪ Mobile or Portable Client: the peak power spectral density (PPSD) ≤ 11 dBm/MHz. If $G_{TX} > 6$ dBi, then $PPSD = 11 - (G_{TX} - 6)$.
<input checked="" type="checkbox"/> For the 5.25-5.35 GHz band, the peak power spectral density (PPSD) ≤ 11 dBm/MHz. If $G_{TX} > 6$ dBi, then $PPSD = 11 - (G_{TX} - 6)$.	
<input checked="" type="checkbox"/> For the 5.47-5.725 GHz band, the peak power spectral density (PPSD) ≤ 11 dBm/MHz. If $G_{TX} > 6$ dBi, then $PPSD = 11 - (G_{TX} - 6)$.	
<input checked="" type="checkbox"/> For the 5.725-5.85 GHz band:	
	<ul style="list-style-type: none"> ▪ Point-to-multipoint systems (P2M): the peak power spectral density (PPSD) ≤ 30 dBm/500kHz. If $G_{TX} > 6$ dBi, then $PPSD = 30 - (G_{TX} - 6)$. ▪ Point-to-point systems (P2P): the peak power spectral density (PPSD) ≤ 30 dBm/500kHz.
<p>PPSD = peak power spectral density that he same method as used to determine the conducted output power shall be used to determine the power spectral density. And power spectral density in dBm/MHz G_{TX} = the maximum transmitting antenna directional gain in dBi.</p>	

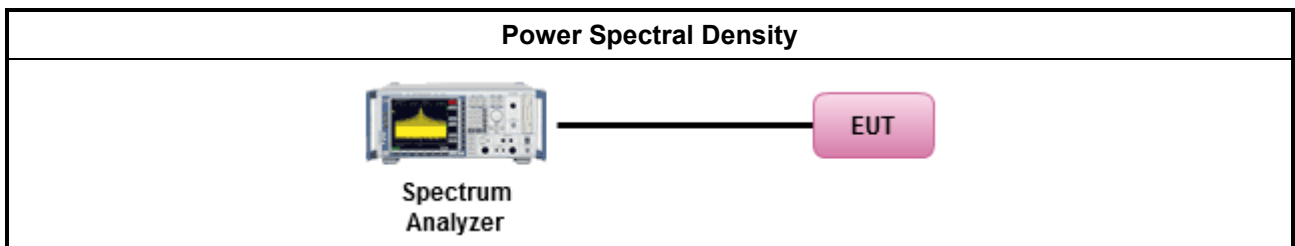
3.4.2 Measuring Instruments

Refer a test equipment and calibration data table in this test report.

3.4.3 Test Procedures

Test Method	
<ul style="list-style-type: none"> ▪ Peak power spectral density procedures that the same method as used to determine the conducted output power shall be used to determine the peak power spectral density and use the peak search function on the spectrum analyzer to find the peak of the spectrum. For the peak power spectral density shall be measured using below options: 	
<input type="checkbox"/>	Refer as KDB 789033, F)5) power spectral density can be measured using resolution bandwidths < 1 MHz provided that the results are integrated over 1 MHz bandwidth
Duty cycle ≥ 98%	
<input checked="" type="checkbox"/>	Refer as KDB 789033, clause E Method SA-2 (spectral trace averaging).
Duty cycle < 98%	
<input type="checkbox"/>	Refer as KDB 789033, clause E Method SA-2 Alt. (RMS detection with slow sweep speed)
<ul style="list-style-type: none"> ▪ For conducted measurement. 	
<ul style="list-style-type: none"> ▪ If the EUT supports multiple transmit chains using options given below: <ul style="list-style-type: none"> ▪ Measure and sum the spectra across the outputs. Refer as KDB 662911, In-band power spectral density (PSD). Sample all transmit ports simultaneously using a spectrum analyzer for each transmit port. Where the trace bin-by-bin of each transmit port summing can be performed. (i.e., in the first spectral bin of output 1 is summed with that in the first spectral bin of output 2 and that from the first spectral bin of output 3, and so on up to the NTX output to obtain the value for the first frequency bin of the summed spectrum.). Add up the amplitude (power) values for the different transmit chains and use this as the new data trace. 	
<ul style="list-style-type: none"> ▪ If multiple transmit chains, EIRP PPSD calculation could be following as methods: $PPSD_{total} = PPSD_1 + PPSD_2 + \dots + PPSD_n$ (calculated in linear unit [mW] and transfer to log unit [dBm]) $EIRP_{total} = PPSD_{total} + DG$ 	

3.4.4 Test Setup



3.4.5 Test Result of Peak Power Spectral Density

Refer as Appendix D

3.5 Unwanted Emissions

3.5.1 Transmitter Radiated Unwanted Emissions Limit

Unwanted emissions below 1 GHz and restricted band emissions above 1GHz limit			
Frequency Range (MHz)	Field Strength (uV/m)	Field Strength (dBuV/m)	Measure Distance (m)
0.009~0.490	2400/F(kHz)	48.5 - 13.8	300
0.490~1.705	24000/F(kHz)	33.8 - 23	30
1.705~30.0	30	29	30
30~88	100	40	3
88~216	150	43.5	3
216~960	200	46	3
Above 960	500	54	3

Note 1: Test distance for frequencies at or above 30 MHz, measurements may be performed at a distance other than the limit distance provided they are not performed in the near field and the emissions to be measured can be detected by the measurement equipment. When performing measurements at a distance other than that specified, the results shall be extrapolated to the specified distance using an extrapolation factor of 20 dB/decade (inverse of linear distance for field-strength measurements, inverse of linear distance-squared for power-density measurements).

Note 2: Test distance for frequencies at below 30 MHz, measurements may be performed at a distance closer than the EUT limit distance; however, an attempt should be made to avoid making measurements in the near field. When performing measurements below 30 MHz at a closer distance than the limit distance, the results shall be extrapolated to the specified distance by either making measurements at a minimum of two or more distances on at least one radial to determine the proper extrapolation factor or by using the square of an inverse linear distance extrapolation factor (40 dB/decade). The test report shall specify the extrapolation method used to determine compliance of the EUT.

Note 3: Using the distance of 1m during the test for above 18 GHz, and the test value to correct for the distance factor at 3m.

Un-restricted band emissions above 1GHz Limit	
Operating Band	Limit
5.15 - 5.25 GHz	e.i.r.p. -27 dBm [68.2 dBuV/m@3m]
5.25 - 5.35 GHz	e.i.r.p. -27 dBm [68.2 dBuV/m@3m]
5.47 - 5.725 GHz	e.i.r.p. -27 dBm [68.2 dBuV/m@3m]
5.725 - 5.85 GHz	5.650-5700 GHz: e.i.r.p. -27 ~ 10 dBm [68.2 ~ 105.2 dBuV/m@3m] 5.700-5720 GHz: e.i.r.p. 10 ~ 15.6 dBm [105.2 ~ 110.8 dBuV/m@3m] 5.720-5725 GHz: e.i.r.p. 15.6 ~ 27 dBm [110.8 ~ 122.2 dBuV/m@3m] 5.850-5.855 GHz: e.i.r.p. 27 ~ 15.6 dBm [122.2 ~ 110.8 dBuV/m@3m] 5.855-5.875 GHz: e.i.r.p. 15.6 ~ 10 dBm [110.8 ~ 105.2 dBuV/m@3m] 5.875-5.925 GHz: e.i.r.p. 10 ~ -27 dBm [105.2 ~ 68.2dBuV/m@3m] Other un-restricted band: e.i.r.p. -27 dBm [68.2 dBuV/m@3m]

Note 1: Measurements may be performed at a distance other than the limit distance provided they are not performed in the near field and the emissions to be measured can be detected by the measurement equipment. When performing measurements at a distance other than that specified, the results shall be extrapolated to the specified distance using an extrapolation factor of 20 dB/decade (inverse of linear distance for field-strength measurements, inverse of linear distance-squared for power-density measurements).

3.5.2 Measuring Instruments

Refer a test equipment and calibration data table in this test report.

3.5.3 Test Procedures

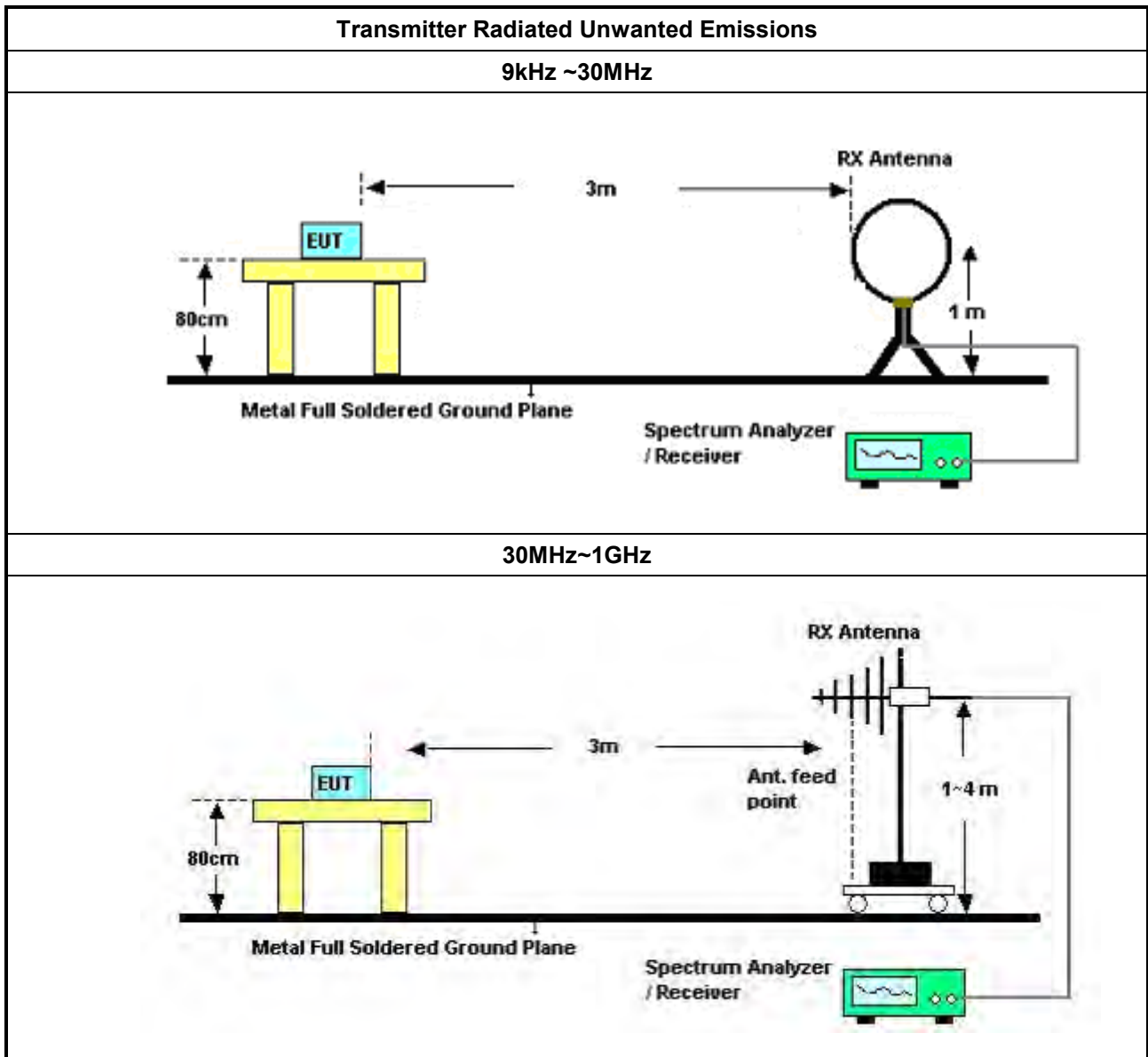
Test Method	
<ul style="list-style-type: none"> Measurements may be performed at a distance other than the limit distance provided they are not performed in the near field and the emissions to be measured can be detected by the measurement equipment. Measurements shall not be performed at a distance greater than 30 m for frequencies above 30 MHz, unless it can be further demonstrated that measurements at a distance of 30 m or less are impractical. When performing measurements at a distance other than that specified, the results shall be extrapolated to the specified distance using an extrapolation factor of 20 dB/decade (inverse of linear distance for field-strength measurements, inverse of linear distance-squared for power-density measurements). 	
<ul style="list-style-type: none"> The average emission levels shall be measured in [duty cycle ≥ 98 or duty factor]. 	
<ul style="list-style-type: none"> For the transmitter unwanted emissions shall be measured using following options below: <ul style="list-style-type: none"> Refer as KDB 789033, clause G)2) for unwanted emissions into non-restricted bands. Refer as KDB 789033, clause G)1) for unwanted emissions into restricted bands. <input checked="" type="checkbox"/> Refer as KDB 789033, G)6) Method VB (ANSI C63.10, clause 4.1.4.2.3), Reduced VBW. <input checked="" type="checkbox"/> Refer as KDB 789033, clause G)5) (ANSI C63.10, clause 4.1.4.2.2), measurement procedure peak limit. 	
<ul style="list-style-type: none"> For radiated measurement. <ul style="list-style-type: none"> Refer as ANSI C63.10, clause 6.4 for radiated emissions below 30 MHz and test distance is 3m. Refer as ANSI C63.10, clause 6.5 for radiated emissions 30 MHz to 1 GHz and test distance is 3m. Refer as ANSI C63.10, clause 6.6 for radiated emissions above 1GHz. 	
<ul style="list-style-type: none"> The any unwanted emissions level shall not exceed the fundamental emission level. 	
<ul style="list-style-type: none"> All amplitude of spurious emissions that are attenuated by more than 20 dB below the permissible value has no need to be reported. 	
<ul style="list-style-type: none"> Use the following spectrum analyzer settings: <ul style="list-style-type: none"> Set RBW=100 kHz for $f < 1$ GHz; VBW=3 * RBW; Sweep = auto; Detector function = peak; Trace = max hold. Set RBW = 1 MHz, VBW= 3MHz for $f \geq 1$ GHz for peak measurement. For average measurement, refer as 1.1.4. 	
<ul style="list-style-type: none"> KDB 414788 Open-Field Test Sites and Chamber Correlation Justification. <ul style="list-style-type: none"> Based on FCC 15.31(f)(2): measurements may be performed at a distance closer than that specified in regulations; however, an attempt should be made to avoid making measurements in the near field. Open-field site and chamber correlation testing had been performed and chamber measured test result is the worst case test result. 	

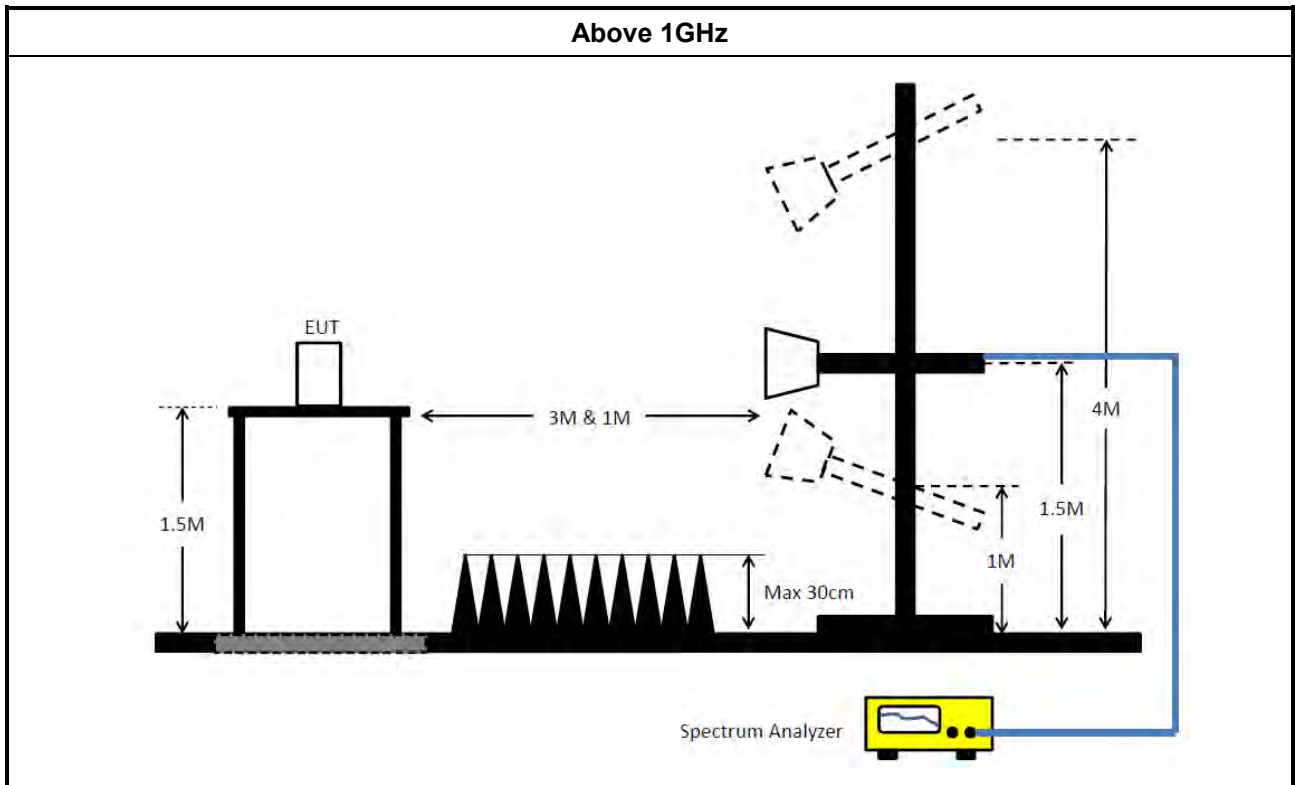
3.5.4 Measurement Results Calculation

The measured Level is calculated using:

Corrected Reading: Raw(Read Level) + AF(Antenna Factor) + CL(Cable Loss) - PA(Preamp Factor)

3.5.5 Test Setup





3.5.6 Transmitter Unwanted Emissions (Below 30MHz)

The amplitude of spurious emissions which are attenuated by more than 20dB below the permissible value has no need to be reported.

3.5.7 Test Result of Transmitter Unwanted Emissions

Refer as Appendix E



4 Test Equipment and Calibration Data

Instrument for AC Conduction

Instrument	Manufacturer /Brand	Model No.	Serial No.	Spec.	Calibration Date	Calibration Due Date
EMI Test Receiver	R&S	ESR	102051	9kHz ~ 3.6GHz	13/May/2022	12/May/2023
Two-Line V-Network	R&S	ENV 216	100003	9kHz ~ 30MHz	18/Feb/2022	17/Feb/2023
RF Cable 5m	TITAN	TITAN	CO04-cable-01	9 kHz~200MHz	01/Mar/2022	28/Feb/2023
Impuls Begrenzer Pulse Limiter	SCHWARZBECK	VTSD 9561-F	9561-F041	9kHz ~ 30MHz	25/Oct/2022	24/Oct/2023
Software	Sporton	SENSE-EMI	V5.10.8.7	-	NCR	NCR

NCR: No Calibration Required

Instrument for Conducted Test

Instrument	Manufacturer /Brand	Model No.	Serial No.	Spec.	Calibration Date	Calibration Due Date
Signal Analyzer	R&S	FSV 40	101515	10Hz~40GHz	14/Feb/2022	13/Feb/2023
SMR 40 Signal Generator	R&S	SMR 40	100116	10 MHz ~10GHz	11/Jan/2022	10/Jan/2023
Pulse Sensor	Anritsu	MA2411B	1339407	300MHz~40GHz	17/Dec/2021	16/Dec/2022
Power Meter	Anritsu	ML2495A	1517010	300MHz~40GHz	20/Dec/2021	19/Dec/2022
SENSE-15407_NII	V5.10.8.3	N/A	N/A	N/A	N/A	N/A

Instrument for Radiated Test below 1GHz

Instrument	Manufacturer /Brand	Model No.	Serial No.	Spec.	Calibration Date	Calibration Due Date
3m Semi Anechoic Chamber	TDK	SAC-3M	03CH09-HY	30MHz~1GHz 3m	25/Mar/2022	24/Mar/2023
EXA Signal Analyzer	KEYSIGHT	N9010A	MY54200885	10Hz~44GHz	11/Aug/2022	10/Aug/2023
Amplifier	EMC	EMC9135	980232	9kHz~1GHz	08/Apr/2022	07/Apr/2023
Bilog Antenna & 5dB Attenuator	TESEQ & MTJ	CBL6111D&MT J6102-05	35418 & 3	30MHz~1GHz	28/Aug/2022	27/Aug/2023
RF Cable-low	Jye Bao	RG142	03CH09-cable -01	9kHz~1GHz	09/Dec/2022	08/Dec/2023
Loop Antenna	TESEQ	HLA 6120	31244	9kHz~30MHz	18/Mar/2022	17/Mar/2023
EMI Test Receiver	R&S	ESR3	102052	9kHz~3.6GHz	02/Nov/2022	01/Nov/2023
SENSE-15247_NII	Sporton	V5.11	N/A	N/A	N/A	N/A



Instrument for Radiated Test above 1GHz

Instrument	Manufacturer /Brand	Model No.	Serial No.	Spec.	Calibration Date	Calibration Due Date
3m Semi Anechoic Chamber	TDK	SAC-3M	03CH09-HY	1GHz~18GHz 3m	17/Mar/2022	16/Mar/2023
EXA Signal Analyzer	KEYSIGHT	N9010A	MY54200885	10Hz~44GHz	13/Aug/2021	12/Aug/2022
Double Ridged Guide Horn Antenna	SCHWARZBECK	BBHA 9120 D	BBHA 9120 D 1531	1GHz~18GHz	27/Dec/2021	26/Dec/2022
Microwave Preamplifier	Agilent	8449B	3008A02096	1GHz~26.5GHz	23/Jul/2021	22/Jul/2022
RF CABLE 5m+3m+1m	HUBER+SUHNER	SUCOFLEX104	CB009	1GHz~40GHz	13/Aug/2021	12/Aug/2022
Broadband Horn Antenna	SCHWARZBECK	BBHA 9170	BBHA 9170221	18GHz~40GHz	18/Mar/2022	17/Mar/2023
Microwave Preamplifier	EMC INSTRUMENTS	EM18G40G	060604	18GHz ~ 40GHz	08/Mar/2022	07/Mar/2023
SENSE-15407	Sporton	NA	5.10.7.20	NA	NA	NA

Instrument for Radiated Test (Co-location)

Instrument	Manufacturer /Brand	Model No.	Serial No.	Spec.	Calibration Date	Calibration Due Date
3m Semi Anechoic Chamber	TDK	SAC-3M	03CH09-HY	1GHz~18GHz 3m	17/Mar/2022	16/Mar/2023
EXA Signal Analyzer	KEYSIGHT	N9010A	MY54200885	10Hz~44GHz	11/Aug/2022	10/Aug/2023
Double Ridged Guide Horn Antenna	SCHWARZBECK	BBHA 9120 D	BBHA9120 D 1534	1GHz~18GHz	10/Mar/2022	09/Mar/2023
Microwave Preamplifier	Agilent	8449B	3008A02096	1GHz~26.5GHz	22/Jul/2022	21/Jul/2023
RF CABLE 5m+3m+1m	HUBER+SUHNER	SUCOFLEX104	03CH09-cable-02	1GHz~40GHz	17/Aug/2022	16/Aug/2023
Broadband Horn Antenna	SCHWARZBECK	BBHA 9170	BBHA 9170221	18GHz~40GHz	18/Mar/2022	17/Mar/2023
Microwave Preamplifier	EMC INSTRUMENTS	EM18G40G	060604	18GHz ~ 40GHz	08/Mar/2022	07/Mar/2023
SENSE-EMI	Sporton	NA	5.10.7.15	NA	NA	NA



Summary

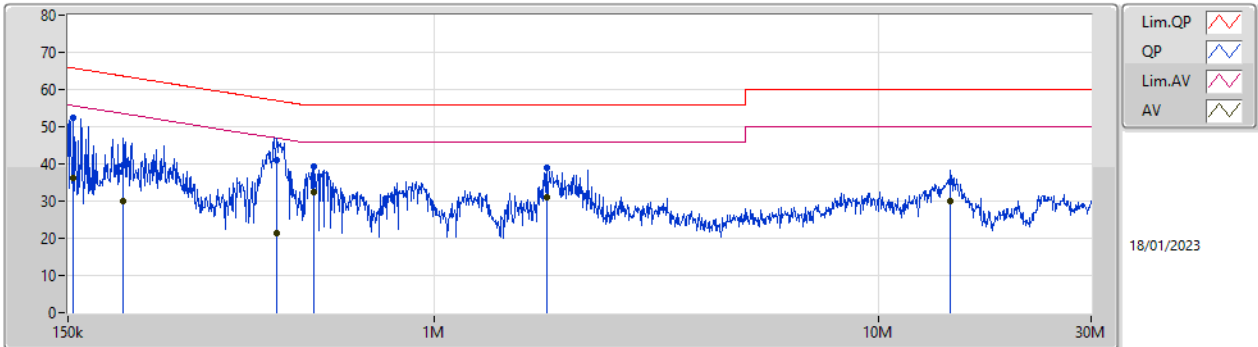
Mode	Result	Type	Freq (Hz)	Level (dBuV)	Limit (dBuV)	Margin (dB)	Condition
Mode 1	Pass	QP	432.041k	46.80	57.20	-10.40	Neutral
Mode 2	Pass	AV	394.139k	23.22	47.97	-24.75	Line



Result

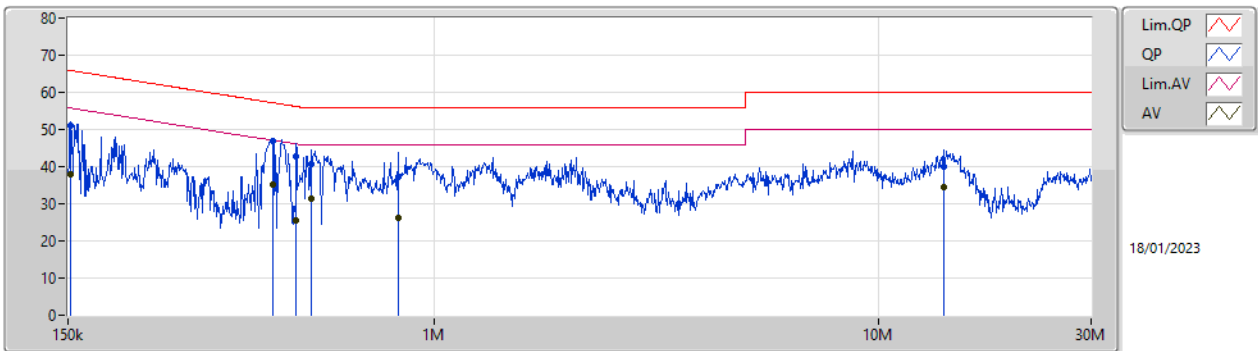
Mode	Result	Type	Freq (Hz)	Level (dBuV)	Limit (dBuV)	Margin (dB)	Condition	Comments
Mode 1	Pass	QP	154.251k	52.26	65.77	-13.51	Line	-
Mode 1	Pass	AV	154.251k	36.21	55.77	-19.56	Line	-
Mode 1	Pass	QP	199.949k	39.62	63.61	-23.99	Line	-
Mode 1	Pass	AV	199.949k	29.84	53.61	-23.77	Line	-
Mode 1	Pass	QP	440.751k	40.93	57.05	-16.12	Line	-
Mode 1	Pass	AV	440.751k	21.45	47.05	-25.60	Line	-
Mode 1	Pass	QP	535.976k	39.28	56.00	-16.72	Line	-
Mode 1	Pass	AV	535.976k	32.31	46.00	-13.69	Line	-
Mode 1	Pass	QP	1.797M	38.93	56.00	-17.07	Line	-
Mode 1	Pass	AV	1.797M	30.88	46.00	-15.12	Line	-
Mode 1	Pass	QP	14.494M	35.09	60.00	-24.91	Line	-
Mode 1	Pass	AV	14.494M	30.17	50.00	-19.83	Line	-
Mode 1	Pass	QP	151.807k	51.07	65.90	-14.83	Neutral	-
Mode 1	Pass	AV	151.807k	38.01	55.90	-17.89	Neutral	-
Mode 1	Pass	QP	432.041k	46.80	57.20	-10.40	Neutral	-
Mode 1	Pass	AV	432.041k	35.29	47.20	-11.91	Neutral	-
Mode 1	Pass	QP	488.957k	42.79	56.19	-13.40	Neutral	-
Mode 1	Pass	AV	488.957k	25.64	46.19	-20.55	Neutral	-
Mode 1	Pass	QP	527.486k	40.80	56.00	-15.20	Neutral	-
Mode 1	Pass	AV	527.486k	31.22	46.00	-14.78	Neutral	-
Mode 1	Pass	QP	828.172k	37.13	56.00	-18.87	Neutral	-
Mode 1	Pass	AV	828.172k	26.20	46.00	-19.80	Neutral	-
Mode 1	Pass	QP	13.983M	39.96	60.00	-20.04	Neutral	-
Mode 1	Pass	AV	13.983M	34.47	50.00	-15.53	Neutral	-
Mode 2	Pass	QP	157.99k	35.69	65.56	-29.87	Line	-
Mode 2	Pass	AV	157.99k	23.59	55.56	-31.97	Line	-
Mode 2	Pass	QP	189.837k	32.01	64.05	-32.04	Line	-
Mode 2	Pass	AV	189.837k	23.86	54.05	-30.19	Line	-
Mode 2	Pass	QP	248.05k	27.69	61.81	-34.12	Line	-
Mode 2	Pass	AV	248.05k	21.90	51.81	-29.91	Line	-
Mode 2	Pass	QP	394.139k	25.22	57.97	-32.75	Line	-
Mode 2	Pass	AV	394.139k	23.22	47.97	-24.75	Line	-
Mode 2	Pass	QP	533.841k	24.88	56.00	-31.12	Line	-
Mode 2	Pass	AV	533.841k	19.19	46.00	-26.81	Line	-
Mode 2	Pass	QP	1.892M	26.15	56.00	-29.85	Line	-
Mode 2	Pass	AV	1.892M	20.51	46.00	-25.49	Line	-
Mode 2	Pass	QP	182.408k	33.11	64.37	-31.26	Neutral	-
Mode 2	Pass	AV	182.408k	23.94	54.37	-30.43	Neutral	-
Mode 2	Pass	QP	223.595k	28.71	62.69	-33.98	Neutral	-
Mode 2	Pass	AV	223.595k	21.63	52.69	-31.06	Neutral	-
Mode 2	Pass	QP	444.284k	22.10	56.98	-34.88	Neutral	-
Mode 2	Pass	AV	444.284k	15.53	46.98	-31.45	Neutral	-
Mode 2	Pass	QP	540.273k	24.56	56.00	-31.44	Neutral	-
Mode 2	Pass	AV	540.273k	17.18	46.00	-28.82	Neutral	-
Mode 2	Pass	QP	1.848M	26.31	56.00	-29.69	Neutral	-
Mode 2	Pass	AV	1.848M	20.51	46.00	-25.49	Neutral	-
Mode 2	Pass	QP	5.516M	21.38	60.00	-38.62	Neutral	-
Mode 2	Pass	AV	5.516M	16.85	50.00	-33.15	Neutral	-

Conducted Emissions at Powerline_Mode 1



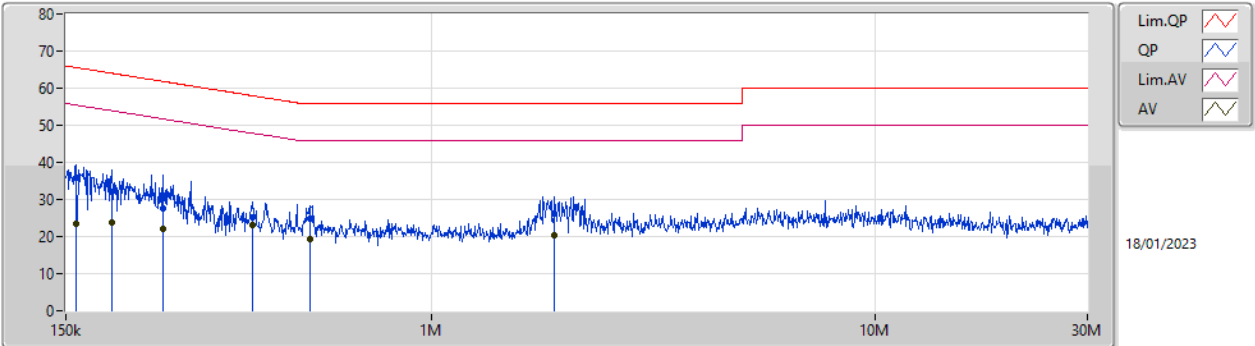
Type	Freq (Hz)	Level (dBuV)	Limit (dBuV)	Margin (dB)	Factor (dB)	Condition	Comment	Raw (dBuV)	LISN (dB)	CL (dB)	AT (dB)
QP	154.251k	52.26	65.77	-13.51	19.65	Line	-	32.61	9.69	0.03	9.93
AV	154.251k	36.21	55.77	-19.56	19.65	Line	-	16.56	9.69	0.03	9.93
QP	199.949k	39.62	63.61	-23.99	19.65	Line	-	19.97	9.69	0.03	9.93
AV	199.949k	29.84	53.61	-23.77	19.65	Line	-	10.19	9.69	0.03	9.93
QP	440.751k	40.93	57.05	-16.12	19.68	Line	-	21.25	9.68	0.04	9.96
AV	440.751k	21.45	47.05	-25.60	19.68	Line	-	1.77	9.68	0.04	9.96
QP	535.976k	39.28	56.00	-16.72	19.67	Line	-	19.61	9.68	0.04	9.95
AV	535.976k	32.31	46.00	-13.69	19.67	Line	-	12.64	9.68	0.04	9.95
QP	1.797M	38.93	56.00	-17.07	19.72	Line	-	19.21	9.70	0.08	9.94
AV	1.797M	30.88	46.00	-15.12	19.72	Line	-	11.16	9.70	0.08	9.94
QP	14.494M	35.09	60.00	-24.91	20.00	Line	-	15.09	9.80	0.23	9.97
AV	14.494M	30.17	50.00	-19.83	20.00	Line	-	10.17	9.80	0.23	9.97

Conducted Emissions at Powerline_Mode 1



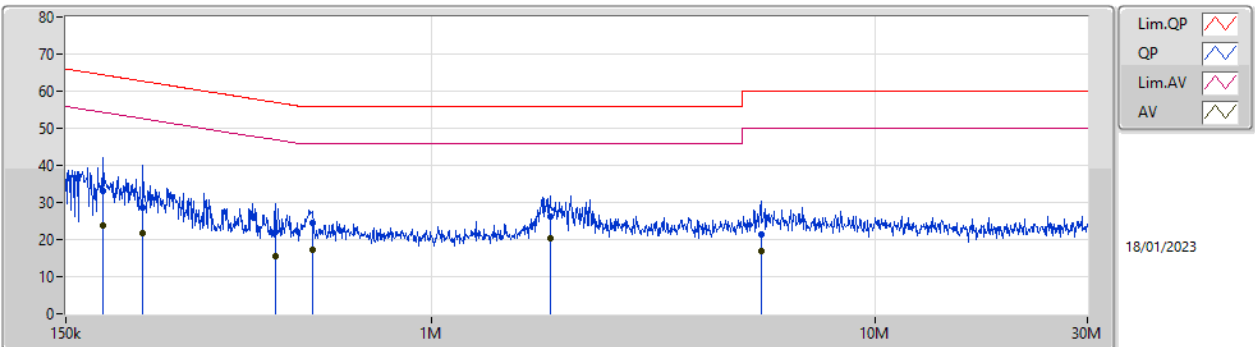
Type	Freq (Hz)	Level (dBuV)	Limit (dBuV)	Margin (dB)	Factor (dB)	Condition	Comment	Raw (dBuV)	LISN (dB)	CL (dB)	AT (dB)
QP	151.807k	51.07	65.90	-14.83	19.69	Neutral	-	31.38	9.73	0.03	9.93
AV	151.807k	38.01	55.90	-17.89	19.69	Neutral	-	18.32	9.73	0.03	9.93
QP	432.041k	46.80	57.20	-10.40	19.72	Neutral	-	27.08	9.72	0.04	9.96
AV	432.041k	35.29	47.20	-11.91	19.72	Neutral	-	15.57	9.72	0.04	9.96
QP	488.957k	42.79	56.19	-13.40	19.72	Neutral	-	23.07	9.72	0.04	9.96
AV	488.957k	25.64	46.19	-20.55	19.72	Neutral	-	5.92	9.72	0.04	9.96
QP	527.486k	40.80	56.00	-15.20	19.71	Neutral	-	21.09	9.72	0.04	9.95
AV	527.486k	31.22	46.00	-14.78	19.71	Neutral	-	11.51	9.72	0.04	9.95
QP	828.172k	37.13	56.00	-18.87	19.72	Neutral	-	17.41	9.73	0.05	9.94
AV	828.172k	26.20	46.00	-19.80	19.72	Neutral	-	6.48	9.73	0.05	9.94
QP	13.983M	39.96	60.00	-20.04	20.14	Neutral	-	19.82	9.94	0.23	9.97
AV	13.983M	34.47	50.00	-15.53	20.14	Neutral	-	14.33	9.94	0.23	9.97

Conducted Emissions at Powerline_Mode 2



Type	Freq (Hz)	Level (dBuV)	Limit (dBuV)	Margin (dB)	Factor (dB)	Condition	Comment	Raw (dBuV)	LISN (dB)	CL (dB)	AT (dB)
QP	157.99k	35.69	65.56	-29.87	19.65	Line	-	16.04	9.69	0.03	9.93
AV	157.99k	23.59	55.56	-31.97	19.65	Line	-	3.94	9.69	0.03	9.93
QP	189.837k	32.01	64.05	-32.04	19.65	Line	-	12.36	9.69	0.03	9.93
AV	189.837k	23.86	54.05	-30.19	19.65	Line	-	4.21	9.69	0.03	9.93
QP	248.05k	27.69	61.81	-34.12	19.66	Line	-	8.03	9.69	0.03	9.94
AV	248.05k	21.90	51.81	-29.91	19.66	Line	-	2.24	9.69	0.03	9.94
QP	394.139k	25.22	57.97	-32.75	19.68	Line	-	5.54	9.68	0.04	9.96
AV	394.139k	23.22	47.97	-24.75	19.68	Line	-	3.54	9.68	0.04	9.96
QP	533.841k	24.88	56.00	-31.12	19.67	Line	-	5.21	9.68	0.04	9.95
AV	533.841k	19.19	46.00	-26.81	19.67	Line	-	-0.48	9.68	0.04	9.95
QP	1.892M	26.15	56.00	-29.85	19.72	Line	-	6.43	9.70	0.08	9.94
AV	1.892M	20.51	46.00	-25.49	19.72	Line	-	0.79	9.70	0.08	9.94

Conducted Emissions at Powerline_Mode 2



Type	Freq (Hz)	Level (dBuV)	Limit (dBuV)	Margin (dB)	Factor (dB)	Condition	Comment	Raw (dBuV)	LISN (dB)	CL (dB)	AT (dB)
QP	182.408k	33.11	64.37	-31.26	19.68	Neutral	-	13.43	9.72	0.03	9.93
AV	182.408k	23.94	54.37	-30.43	19.68	Neutral	-	4.26	9.72	0.03	9.93
QP	223.595k	28.71	62.69	-33.98	19.68	Neutral	-	9.03	9.72	0.03	9.93
AV	223.595k	21.63	52.69	-31.06	19.68	Neutral	-	1.95	9.72	0.03	9.93
QP	444.284k	22.10	56.98	-34.88	19.72	Neutral	-	2.38	9.72	0.04	9.96
AV	444.284k	15.53	46.98	-31.45	19.72	Neutral	-	-4.19	9.72	0.04	9.96
QP	540.273k	24.56	56.00	-31.44	19.71	Neutral	-	4.85	9.72	0.04	9.95
AV	540.273k	17.18	46.00	-28.82	19.71	Neutral	-	-2.53	9.72	0.04	9.95
QP	1.848M	26.31	56.00	-29.69	19.76	Neutral	-	6.55	9.74	0.08	9.94
AV	1.848M	20.51	46.00	-25.49	19.76	Neutral	-	0.75	9.74	0.08	9.94
QP	5.516M	21.38	60.00	-38.62	19.90	Neutral	-	1.48	9.81	0.15	9.94
AV	5.516M	16.85	50.00	-33.15	19.90	Neutral	-	-3.05	9.81	0.15	9.94

Summary

Mode	Max-N dB (Hz)	Max-OBW (Hz)	ITU-Code	Min-N dB (Hz)	Min-OBW (Hz)
5.15-5.25GHz	-	-	-	-	-
802.11a_Nss1,(6Mbps)_2TX	20.4M	16.342M	16M4D1D	18.93M	16.312M
802.11ax HEW20_Nss1,(MCS0)_2TX	21.06M	18.861M	18M9D1D	20.79M	18.801M
802.11ax HEW40_Nss1,(MCS0)_2TX	40.32M	37.781M	37M8D1D	40.02M	37.601M
802.11ax HEW80_Nss1,(MCS0)_2TX	81.24M	76.522M	76M6D1D	80.76M	76.162M
802.11ax HEW160_Nss1,(MCS0)_2TX	81.68M	77.881M	77M9D1D	81.52M	77.481M
5.25-5.35GHz	-	-	-	-	-
802.11a_Nss1,(6Mbps)_2TX	19.65M	16.342M	16M4D1D	19.02M	16.312M
802.11ax HEW20_Nss1,(MCS0)_2TX	21.15M	18.861M	18M9D1D	20.73M	18.801M
802.11ax HEW40_Nss1,(MCS0)_2TX	40.32M	37.721M	37M8D1D	40.08M	37.481M
802.11ax HEW80_Nss1,(MCS0)_2TX	81.48M	76.642M	76M7D1D	81.48M	76.522M
802.11ax HEW160_Nss1,(MCS0)_2TX	81.36M	77.801M	77M9D1D	81.28M	77.481M
5.47-5.725GHz	-	-	-	-	-
802.11a_Nss1,(6Mbps)_2TX	19.62M	16.342M	16M4D1D	14.43M	13.073M
802.11ax HEW20_Nss1,(MCS0)_2TX	21M	18.861M	18M9D1D	15.255M	14.348M
802.11ax HEW40_Nss1,(MCS0)_2TX	40.38M	37.721M	37M8D1D	34.895M	33.478M
802.11ax HEW80_Nss1,(MCS0)_2TX	82.08M	76.882M	76M9D1D	75.525M	72.714M
802.11ax HEW160_Nss1,(MCS0)_2TX	164.4M	154.963M	155MD1D	163.68M	154.963M
5.725-5.85GHz	-	-	-	-	-
802.11a_Nss1,(6Mbps)_2TX	15.33M	16.372M	16M4D1D	3.16M	3.698M
802.11ax HEW20_Nss1,(MCS0)_2TX	17.31M	18.951M	19MOD1D	4.48M	4.598M
802.11ax HEW40_Nss1,(MCS0)_2TX	37.32M	37.841M	37M9D1D	4.02M	4.178M
802.11ax HEW80_Nss1,(MCS0)_2TX	68.76M	76.882M	76M9D1D	4M	4.318M

Max-N dB = Maximum 6dB down bandwidth for 5.725-5.85GHz band / Maximum 26dB down bandwidth for other band;
 Max-OBW = Maximum 99% occupied bandwidth;
 Min-N dB = Minimum 6dB down bandwidth for 5.725-5.85GHz band / Maximum 26dB down bandwidth for other band;
 Min-OBW = Minimum 99% occupied bandwidth

Result

Mode	Result	Limit (Hz)	Port 1-N dB (Hz)	Port 1-OBW (Hz)	Port 2-N dB (Hz)	Port 2-OBW (Hz)
802.11a_Nss1,(6Mbps)_2TX	-	-	-	-	-	-
5180MHz	Pass	Inf	20.31M	16.312M	19.29M	16.342M
5200MHz	Pass	Inf	19.38M	16.312M	18.93M	16.312M
5240MHz	Pass	Inf	20.4M	16.312M	19.23M	16.312M
5260MHz	Pass	Inf	19.53M	16.312M	19.02M	16.342M
5300MHz	Pass	Inf	19.65M	16.312M	19.47M	16.312M
5320MHz	Pass	Inf	19.53M	16.312M	19.5M	16.312M
5500MHz	Pass	Inf	19.5M	16.312M	19.5M	16.282M
5580MHz	Pass	Inf	19.5M	16.312M	19.62M	16.312M
5700MHz	Pass	Inf	19.02M	16.342M	19.47M	16.342M
5720MHz Straddle 5.47-5.725GHz	Pass	Inf	15.18M	13.073M	14.43M	13.088M
5720MHz Straddle 5.725-5.85GHz	Pass	500k	3.16M	3.758M	3.16M	3.698M
5745MHz	Pass	500k	15.06M	16.282M	15.33M	16.342M
5785MHz	Pass	500k	14.97M	16.282M	15M	16.342M
5825MHz	Pass	500k	13.83M	16.372M	15.06M	16.372M
802.11ax HEW20_Nss1,(MCS0)_2TX	-	-	-	-	-	-
5180MHz	Pass	Inf	21.06M	18.831M	20.85M	18.861M
5200MHz	Pass	Inf	21.03M	18.831M	20.79M	18.831M
5240MHz	Pass	Inf	20.88M	18.861M	21M	18.801M
5260MHz	Pass	Inf	20.73M	18.831M	21.15M	18.801M
5300MHz	Pass	Inf	21.09M	18.861M	21.03M	18.831M
5320MHz	Pass	Inf	21.12M	18.861M	20.97M	18.831M
5500MHz	Pass	Inf	20.97M	18.861M	20.76M	18.861M
5580MHz	Pass	Inf	20.88M	18.831M	20.91M	18.861M
5700MHz	Pass	Inf	20.91M	18.831M	21M	18.831M
5720MHz Straddle 5.47-5.725GHz	Pass	Inf	15.255M	14.363M	15.36M	14.348M
5720MHz Straddle 5.725-5.85GHz	Pass	500k	4.48M	4.598M	4.52M	4.618M
5745MHz	Pass	500k	15.42M	18.891M	17.28M	18.861M
5785MHz	Pass	500k	17.19M	18.921M	17.31M	18.831M
5825MHz	Pass	500k	15.06M	18.951M	15.09M	18.891M
802.11ax HEW40_Nss1,(MCS0)_2TX	-	-	-	-	-	-
5190MHz	Pass	Inf	40.02M	37.661M	40.02M	37.601M
5230MHz	Pass	Inf	40.32M	37.781M	40.26M	37.661M
5270MHz	Pass	Inf	40.14M	37.601M	40.08M	37.481M
5310MHz	Pass	Inf	40.32M	37.721M	40.14M	37.721M
5510MHz	Pass	Inf	40.08M	37.661M	40.26M	37.721M
5550MHz	Pass	Inf	40.02M	37.661M	40.02M	37.721M
5670MHz	Pass	Inf	40.38M	37.721M	40.26M	37.721M
5710MHz Straddle 5.47-5.725GHz	Pass	Inf	35.175M	33.478M	34.895M	33.583M
5710MHz Straddle 5.725-5.85GHz	Pass	500k	4.02M	4.178M	4.04M	4.198M
5755MHz	Pass	500k	32.88M	37.841M	37.32M	37.781M
5795MHz	Pass	500k	36.06M	37.841M	32.7M	37.721M
802.11ax HEW80_Nss1,(MCS0)_2TX	-	-	-	-	-	-
5210MHz	Pass	Inf	81.24M	76.522M	80.76M	76.162M
5290MHz	Pass	Inf	81.48M	76.642M	81.48M	76.522M
5530MHz	Pass	Inf	81.6M	76.882M	82.08M	76.882M
5610MHz	Pass	Inf	81.84M	76.642M	81.24M	76.402M
5690MHz Straddle 5.47-5.725GHz	Pass	Inf	75.525M	72.714M	75.825M	72.939M
5690MHz Straddle 5.725-5.85GHz	Pass	500k	4.04M	4.338M	4M	4.318M
5775MHz	Pass	500k	67.44M	76.882M	68.76M	76.642M
802.11ax HEW160_Nss1,(MCS0)_2TX	-	-	-	-	-	-
5250MHz Straddle 5.15-5.25GHz	Pass	Inf	81.68M	77.881M	81.52M	77.481M
5250MHz Straddle 5.25-5.35GHz	Pass	Inf	81.36M	77.801M	81.28M	77.481M
5570MHz	Pass	Inf	164.4M	154.963M	163.68M	154.963M



Port X-N dB = Port X 6dB down bandwidth for 5.725-5.85GHz band / 26dB down bandwidth for other band
Port X-OBW = Port X 99% occupied bandwidth

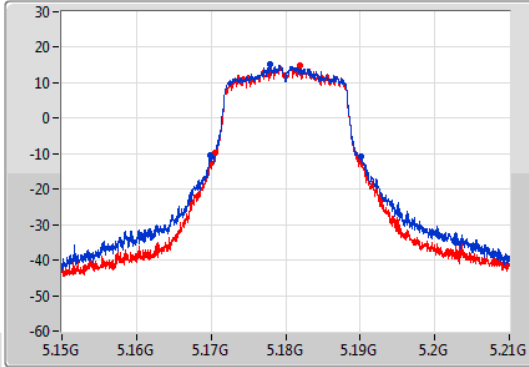
802.11a_Nss1,(6Mbps)_2TX

EBW

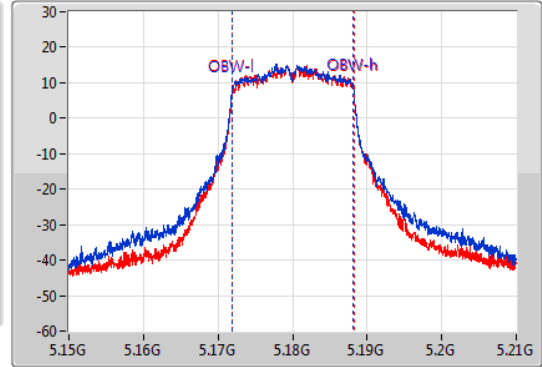
5180MHz

14/07/2022

CF
5.18GHz
Span
60MHz
RBW
300kHz
VBW
1MHz
Sweep Time
100ms
Detector Type
Peak



CF
5.18GHz
Span
60MHz
RBW
300kHz
VBW
1MHz
Sweep Time
100ms
Detector Type
Peak



Port 1
Port 2

26dB(Hz)	Fl-26dB(Hz)	Fh-26dB(Hz)	OBW(Hz)	Fl-OBW(Hz)	Fh-OBW(Hz)	Limit(Hz)	Port
20.31M	5.16983G	5.19014G	16.312M	5.171874G	5.188186G	Inf	1
19.29M	5.17049G	5.18978G	16.342M	5.171874G	5.188216G	Inf	2

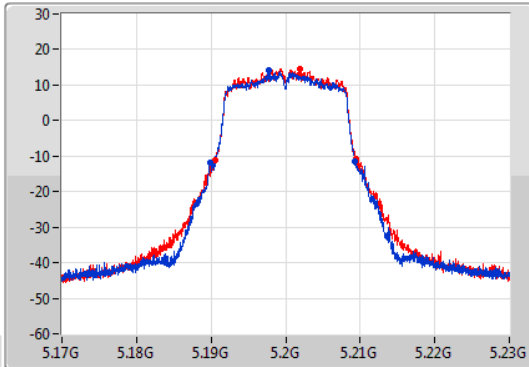
802.11a_Nss1,(6Mbps)_2TX

EBW

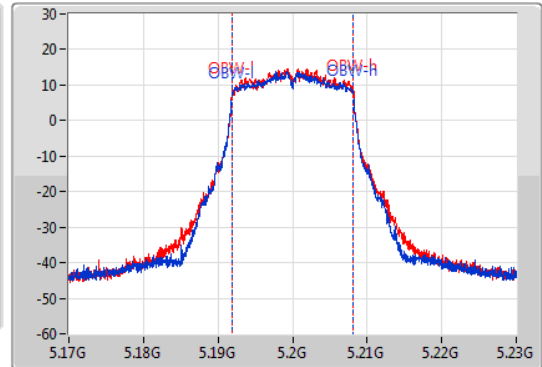
5200MHz

14/07/2022

CF
5.2GHz
Span
60MHz
RBW
300kHz
VBW
1MHz
Sweep Time
100ms
Detector Type
Peak



CF
5.2GHz
Span
60MHz
RBW
300kHz
VBW
1MHz
Sweep Time
100ms
Detector Type
Peak



Port 1
Port 2

26dB(Hz)	Fl-26dB(Hz)	Fh-26dB(Hz)	OBW(Hz)	Fl-OBW(Hz)	Fh-OBW(Hz)	Limit(Hz)	Port
19.38M	5.18992G	5.2093G	16.312M	5.191844G	5.208156G	Inf	1
18.93M	5.19058G	5.20951G	16.312M	5.191874G	5.208186G	Inf	2

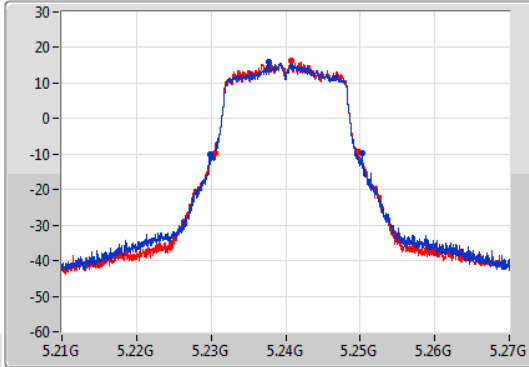
802.11a_Nss1,(6Mbps)_2TX

EBW

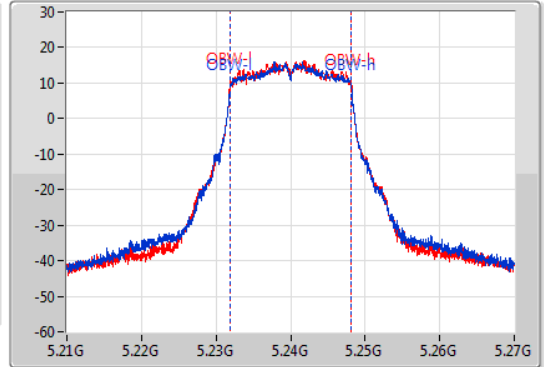
5240MHz

15/07/2022

CF
5.24GHz
Span
60MHz
RBW
300kHz
VBW
1MHz
Sweep Time
100ms
Detector Type
Peak



CF
5.24GHz
Span
60MHz
RBW
300kHz
VBW
1MHz
Sweep Time
100ms
Detector Type
Peak



26dB(Hz)	Fl-26dB(Hz)	Fh-26dB(Hz)	OBW(Hz)	Fl-OBW(Hz)	Fh-OBW(Hz)	Limit(Hz)	Port
20.4M	5.22989G	5.25029G	16.312M	5.231874G	5.248186G	Inf	1
19.23M	5.23055G	5.24978G	16.312M	5.231874G	5.248186G	Inf	2

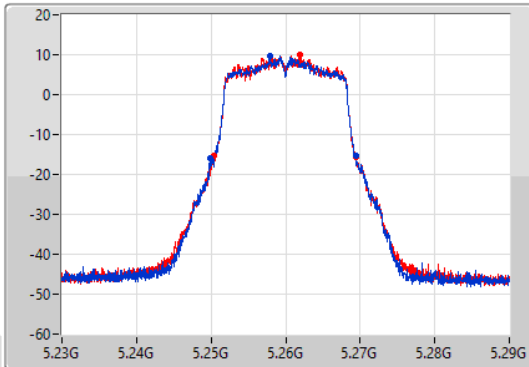
802.11a_Nss1,(6Mbps)_2TX

EBW

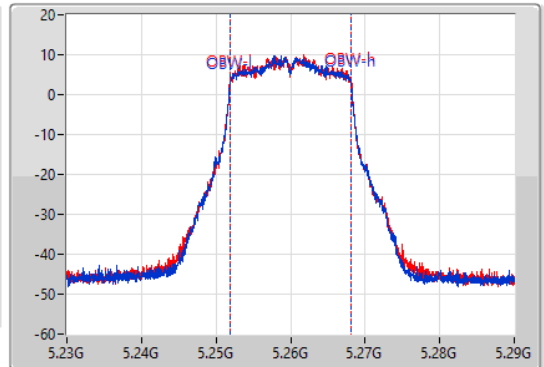
5260MHz

08/07/2022

CF
5.26GHz
Span
60MHz
RBW
300kHz
VBW
1MHz
Sweep Time
100ms
Detector Type
Peak



CF
5.26GHz
Span
60MHz
RBW
300kHz
VBW
1MHz
Sweep Time
100ms
Detector Type
Peak



26dB(Hz)	Fl-26dB(Hz)	Fh-26dB(Hz)	OBW(Hz)	Fl-OBW(Hz)	Fh-OBW(Hz)	Limit(Hz)	Port
19.53M	5.24983G	5.26936G	16.312M	5.251844G	5.268156G	Inf	1
19.02M	5.25043G	5.26945G	16.342M	5.251844G	5.268186G	Inf	2

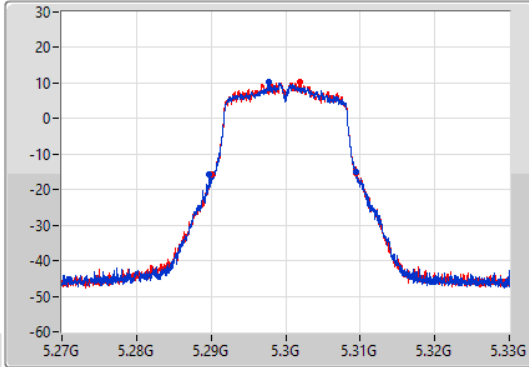
802.11a_Nss1,(6Mbps)_2TX

EBW

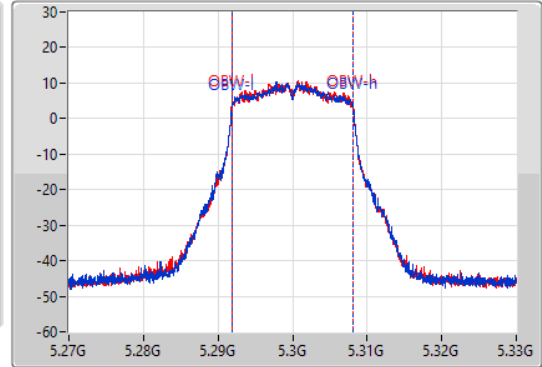
5300MHz

08/07/2022

CF
5.3GHz
Span
60MHz
RBW
300kHz
VBW
1MHz
Sweep Time
100ms
Detector Type
Peak



CF
5.3GHz
Span
60MHz
RBW
300kHz
VBW
1MHz
Sweep Time
100ms
Detector Type
Peak



26dB(Hz)	Fl-26dB(Hz)	Fh-26dB(Hz)	OBW(Hz)	Fl-OBW(Hz)	Fh-OBW(Hz)	Limit(Hz)	Port
19.65M	5.2898G	5.30945G	16.312M	5.291844G	5.308156G	Inf	1
19.47M	5.28998G	5.30945G	16.312M	5.291844G	5.308156G	Inf	2

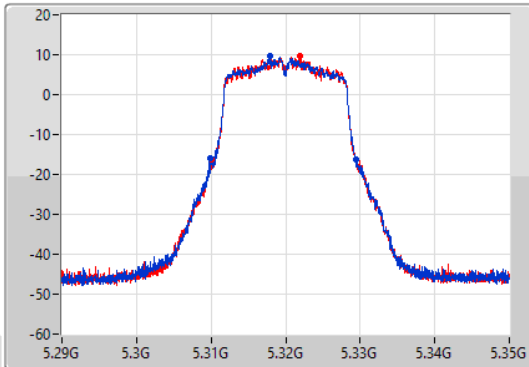
802.11a_Nss1,(6Mbps)_2TX

EBW

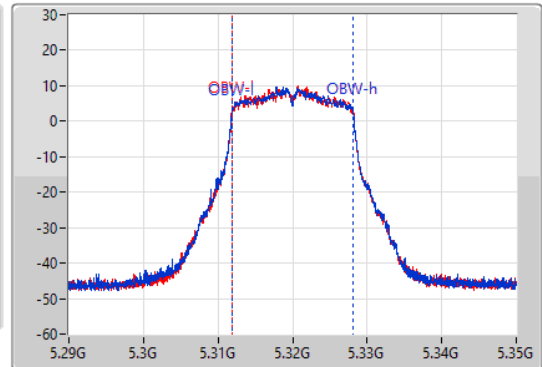
5320MHz

08/07/2022

CF
5.32GHz
Span
60MHz
RBW
300kHz
VBW
1MHz
Sweep Time
100ms
Detector Type
Peak



CF
5.32GHz
Span
60MHz
RBW
300kHz
VBW
1MHz
Sweep Time
100ms
Detector Type
Peak



26dB(Hz)	Fl-26dB(Hz)	Fh-26dB(Hz)	OBW(Hz)	Fl-OBW(Hz)	Fh-OBW(Hz)	Limit(Hz)	Port
19.53M	5.30986G	5.32939G	16.312M	5.311844G	5.328156G	Inf	1
19.5M	5.30998G	5.32948G	16.312M	5.311844G	5.328156G	Inf	2

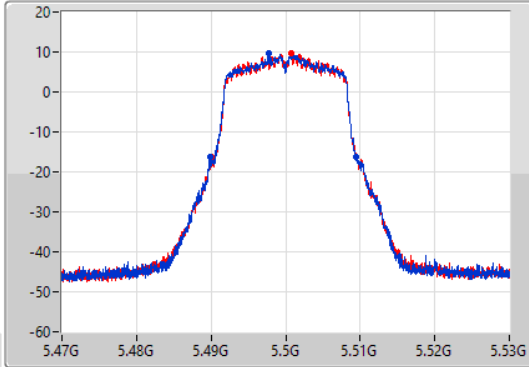
802.11a_Nss1,(6Mbps)_2TX

EBW

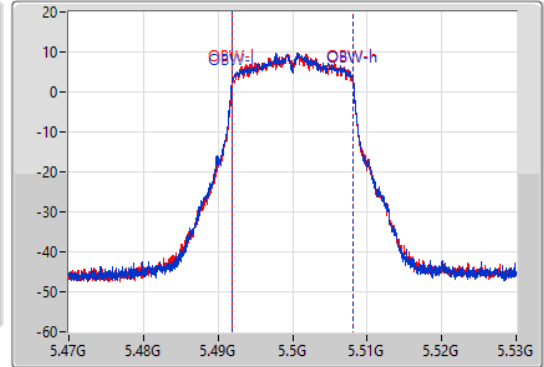
5500MHz

08/07/2022

CF
5.5GHz
Span
60MHz
RBW
300kHz
VBW
1MHz
Sweep Time
100ms
Detector Type
Peak



CF
5.5GHz
Span
60MHz
RBW
300kHz
VBW
1MHz
Sweep Time
100ms
Detector Type
Peak



26dB(Hz)	Fl-26dB(Hz)	Fh-26dB(Hz)	OBW(Hz)	Fl-OBW(Hz)	Fh-OBW(Hz)	Limit(Hz)	Port
19.5M	5.48989G	5.50939G	16.312M	5.491844G	5.508156G	Inf	1
19.5M	5.49001G	5.50951G	16.282M	5.491874G	5.508156G	Inf	2

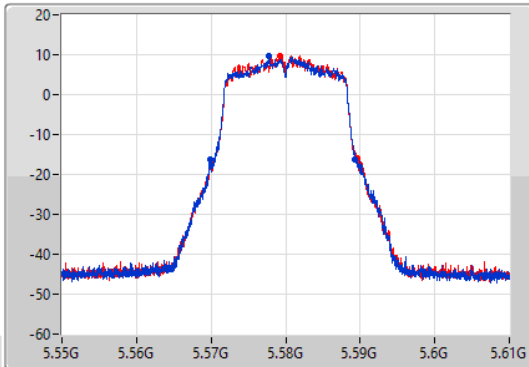
802.11a_Nss1,(6Mbps)_2TX

EBW

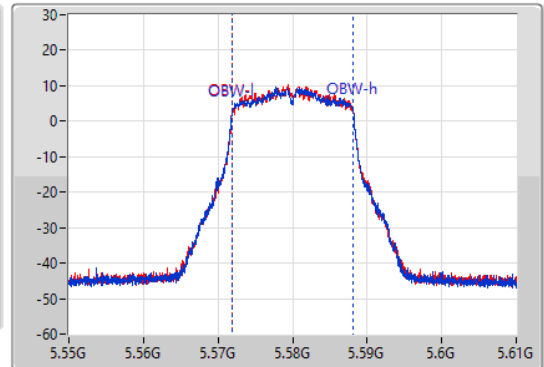
5580MHz

08/07/2022

CF
5.58GHz
Span
60MHz
RBW
300kHz
VBW
1MHz
Sweep Time
100ms
Detector Type
Peak



CF
5.58GHz
Span
60MHz
RBW
300kHz
VBW
1MHz
Sweep Time
100ms
Detector Type
Peak



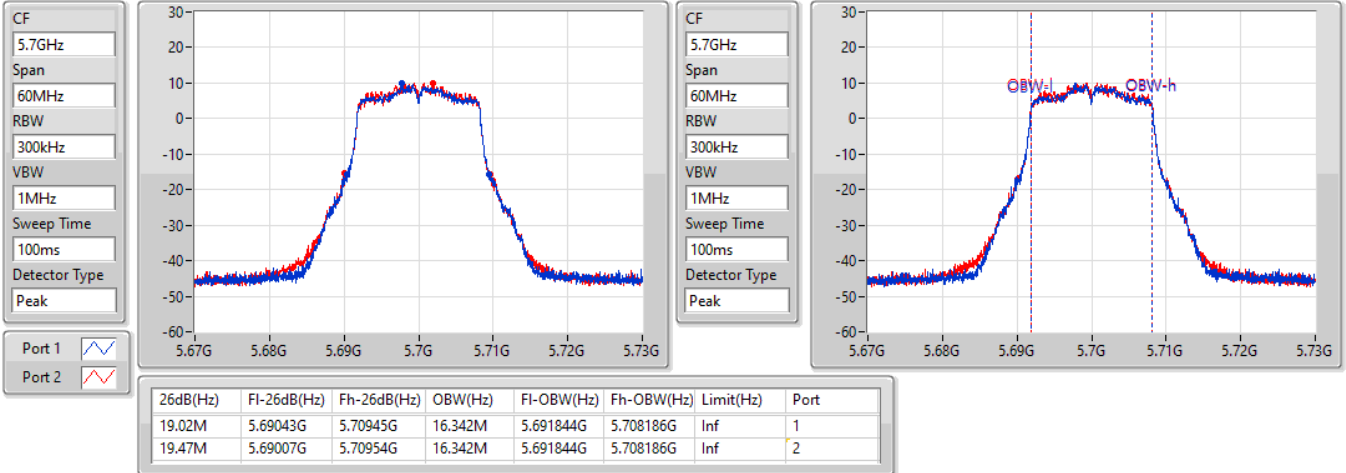
26dB(Hz)	Fl-26dB(Hz)	Fh-26dB(Hz)	OBW(Hz)	Fl-OBW(Hz)	Fh-OBW(Hz)	Limit(Hz)	Port
19.5M	5.56983G	5.58933G	16.312M	5.571844G	5.588156G	Inf	1
19.62M	5.56992G	5.58954G	16.312M	5.571874G	5.588186G	Inf	2

802.11a_Nss1,(6Mbps)_2TX

EBW

5700MHz

08/07/2022

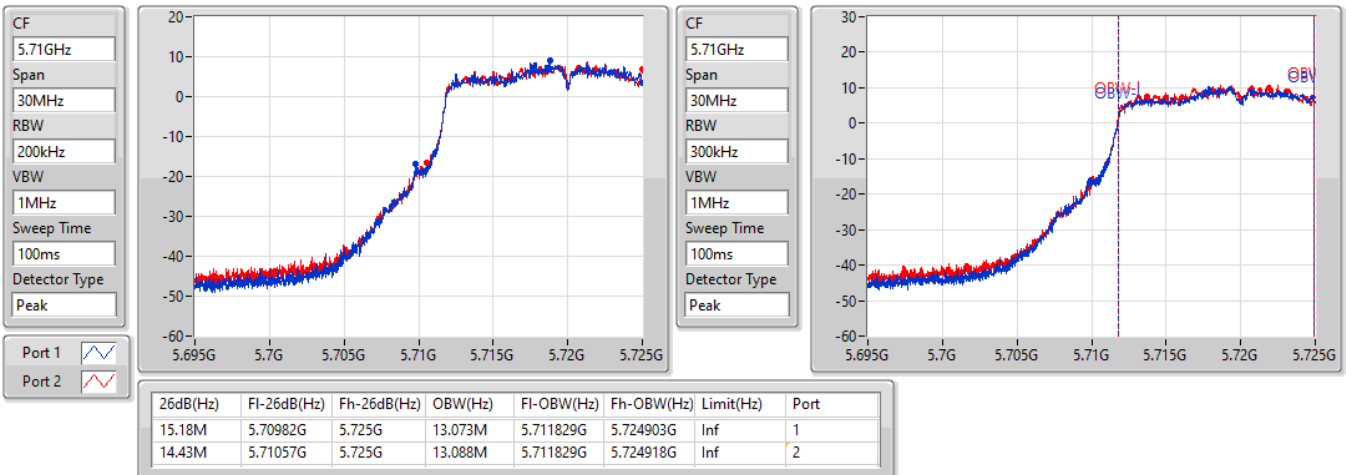


802.11a_Nss1,(6Mbps)_2TX

EBW

5720MHz Straddle 5.47-5.725GHz

08/07/2022

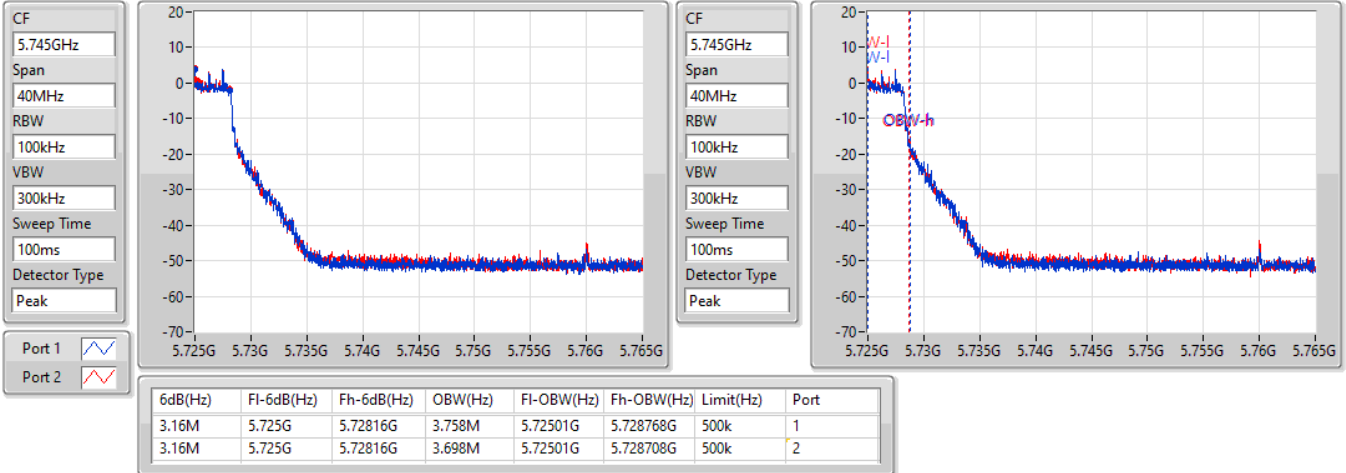


802.11a_Nss1,(6Mbps)_2TX

EBW

5720MHz Straddle 5.725-5.85GHz

08/07/2022

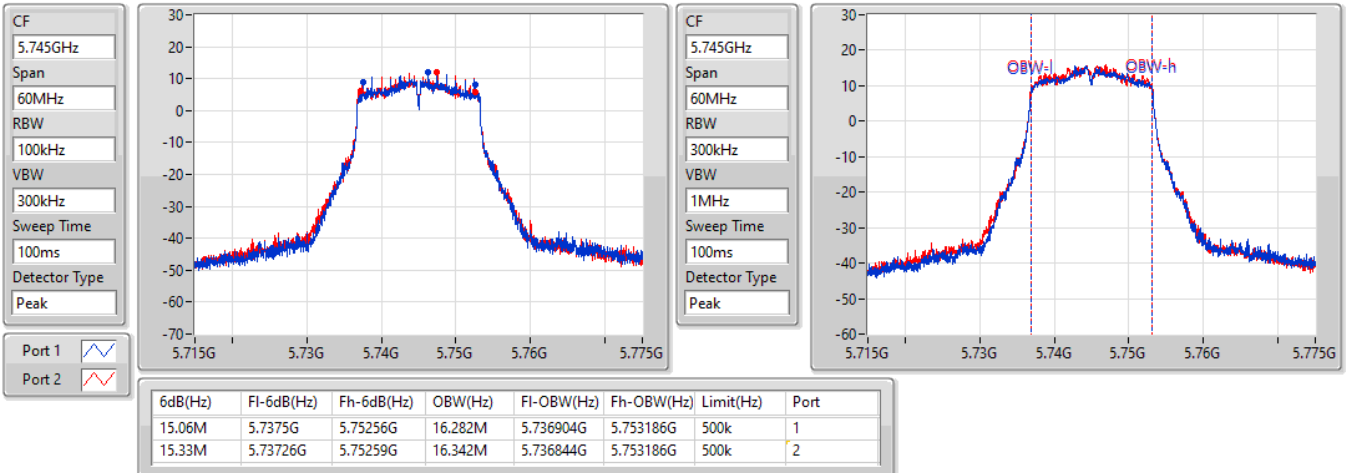


802.11a_Nss1,(6Mbps)_2TX

EBW

5745MHz

08/07/2022



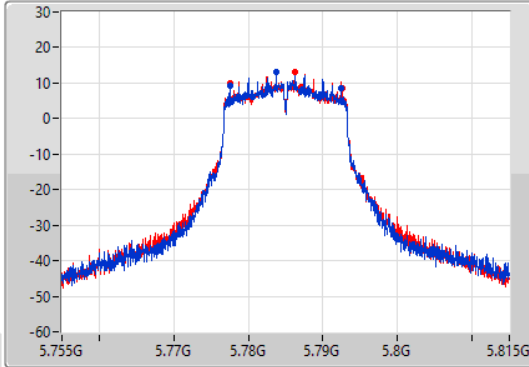
802.11a_Nss1,(6Mbps)_2TX

EBW

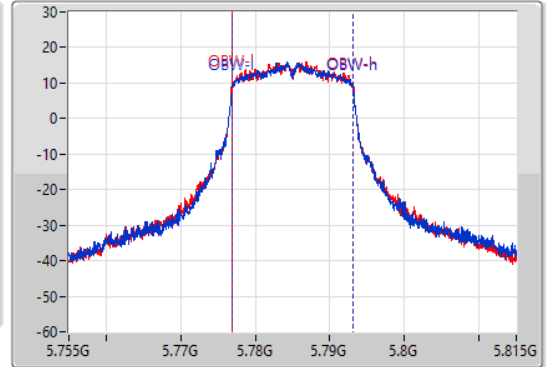
5785MHz

08/07/2022

CF
5.785GHz
Span
60MHz
RBW
100kHz
VBW
300kHz
Sweep Time
100ms
Detector Type
Peak



CF
5.785GHz
Span
60MHz
RBW
300kHz
VBW
1MHz
Sweep Time
100ms
Detector Type
Peak



6dB(Hz)	Fl-6dB(Hz)	Fh-6dB(Hz)	OBW(Hz)	Fl-OBW(Hz)	Fh-OBW(Hz)	Limit(Hz)	Port
14.97M	5.7775G	5.79247G	16.282M	5.776874G	5.793156G	500k	1
15M	5.77753G	5.79253G	16.342M	5.776844G	5.793186G	500k	2

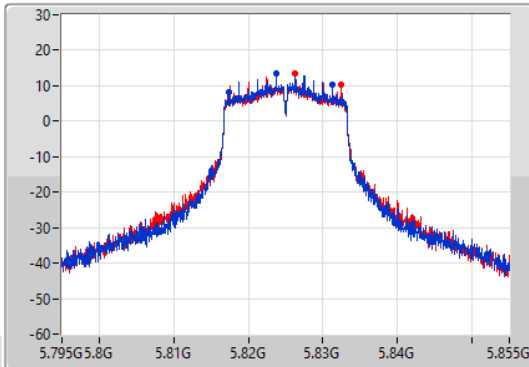
802.11a_Nss1,(6Mbps)_2TX

EBW

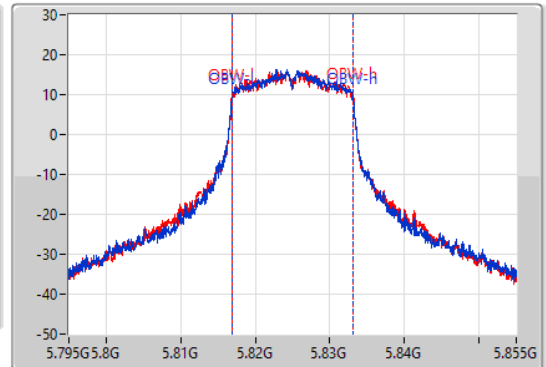
5825MHz

08/07/2022

CF
5.825GHz
Span
60MHz
RBW
100kHz
VBW
300kHz
Sweep Time
100ms
Detector Type
Peak



CF
5.825GHz
Span
60MHz
RBW
300kHz
VBW
1MHz
Sweep Time
100ms
Detector Type
Peak



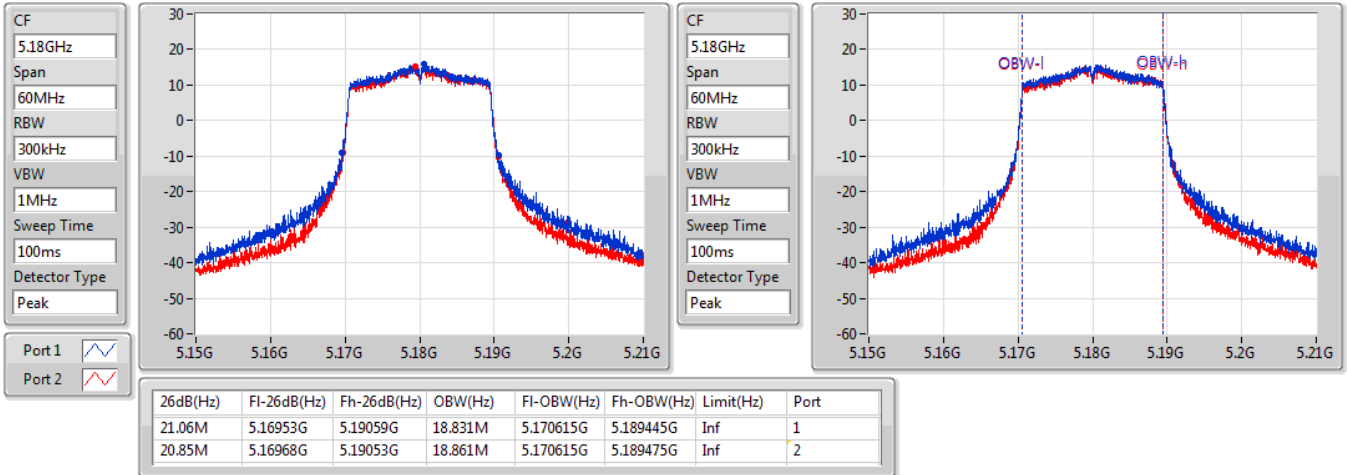
6dB(Hz)	Fl-6dB(Hz)	Fh-6dB(Hz)	OBW(Hz)	Fl-OBW(Hz)	Fh-OBW(Hz)	Limit(Hz)	Port
13.83M	5.81744G	5.83127G	16.372M	5.816814G	5.833186G	500k	1
15.06M	5.81744G	5.8325G	16.372M	5.816814G	5.833186G	500k	2

802.11ax HEW20_Nss1,(MCS0)_2TX

EBW

5180MHz

14/07/2022

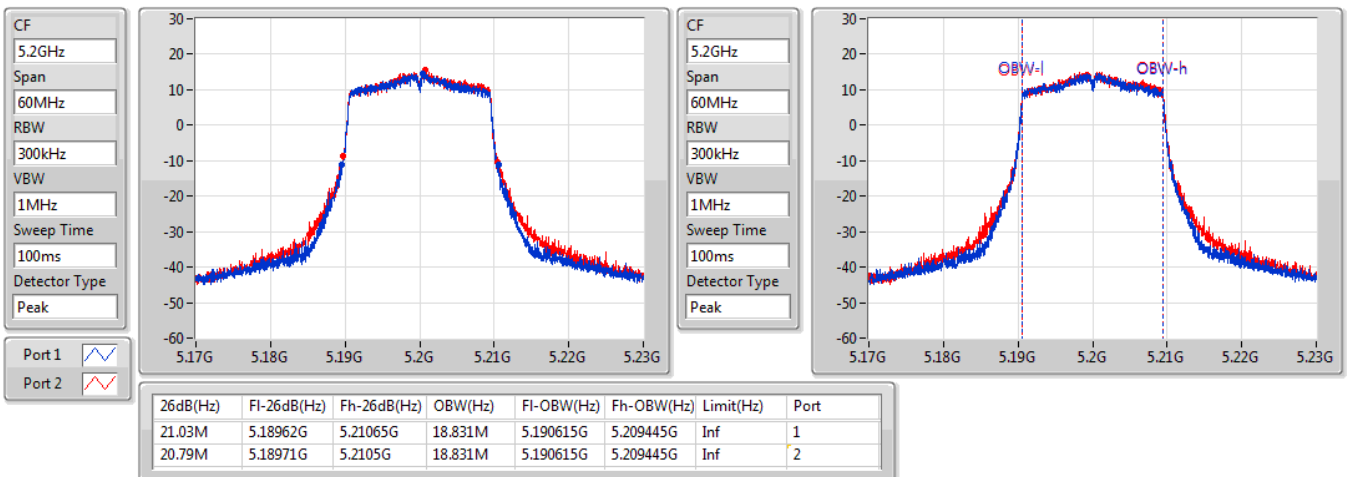


802.11ax HEW20_Nss1,(MCS0)_2TX

EBW

5200MHz

14/07/2022

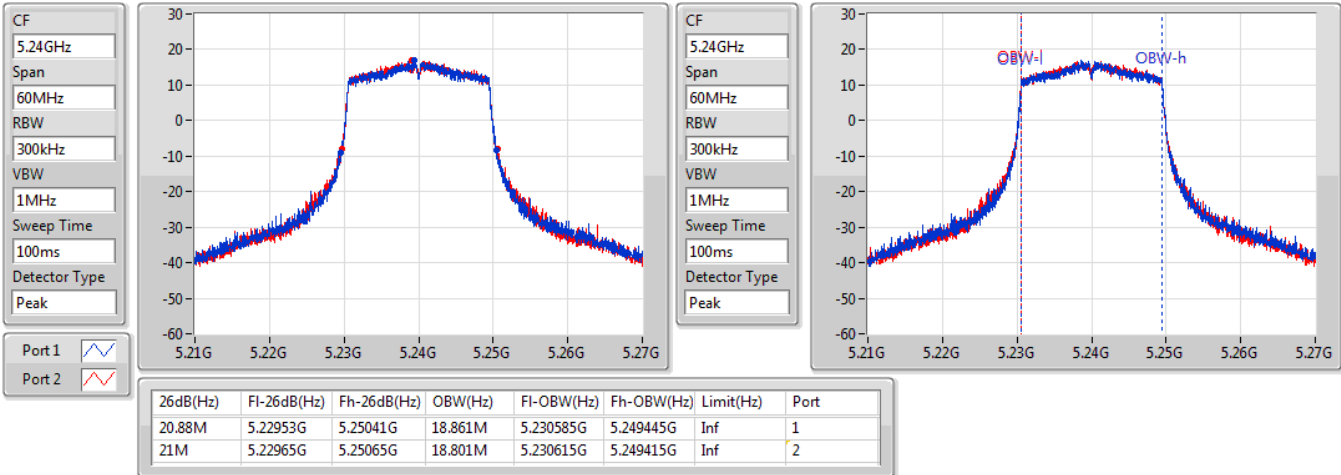


802.11ax HEW20_Nss1,(MCS0)_2TX

EBW

5240MHz

14/07/2022

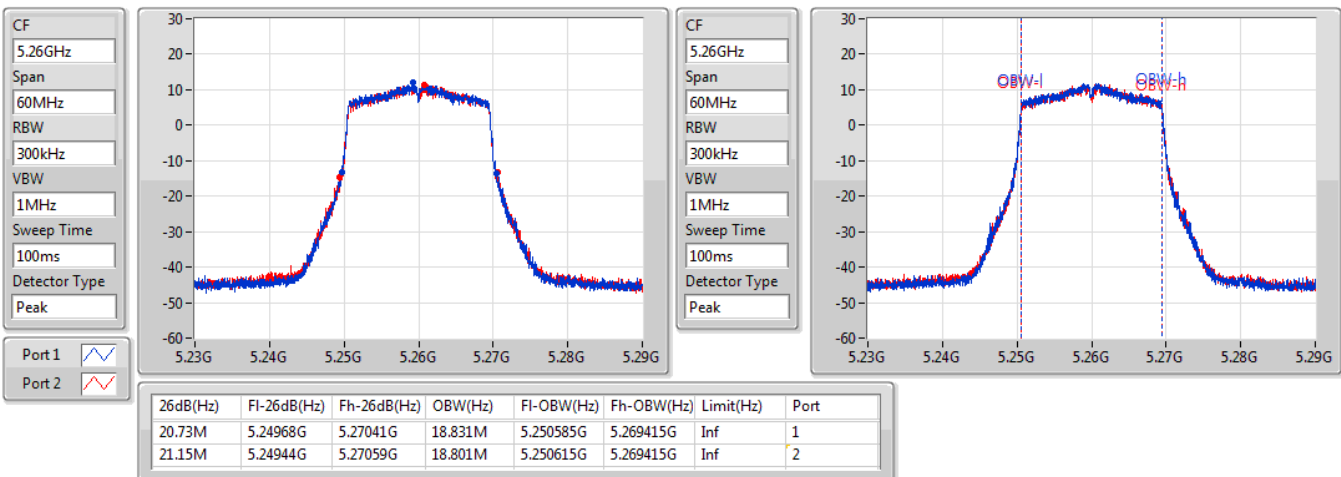


802.11ax HEW20_Nss1,(MCS0)_2TX

EBW

5260MHz

14/07/2022

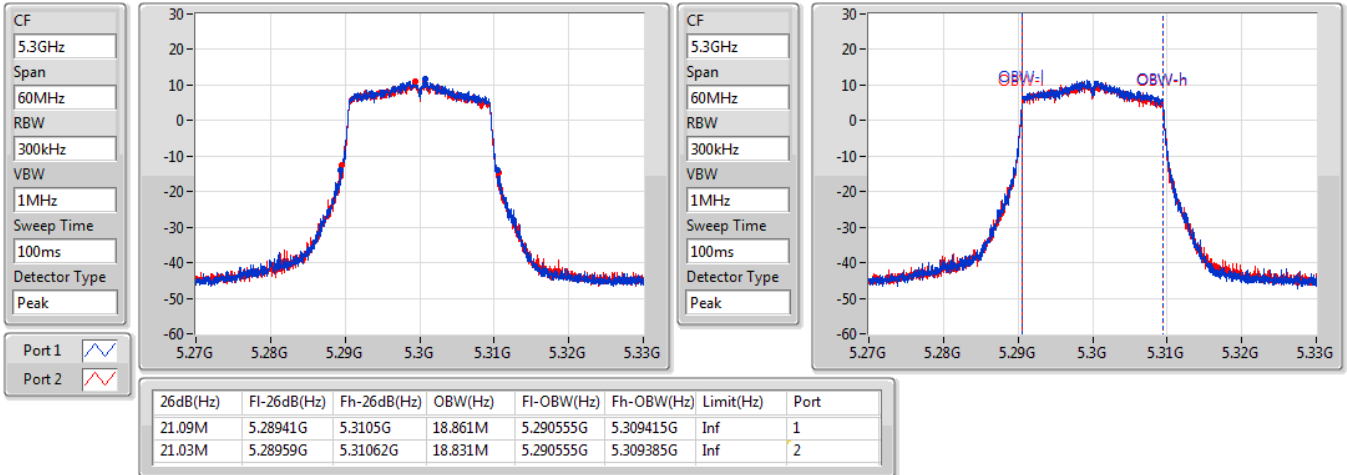


802.11ax HEW20_Nss1,(MCS0)_2TX

EBW

5300MHz

14/07/2022

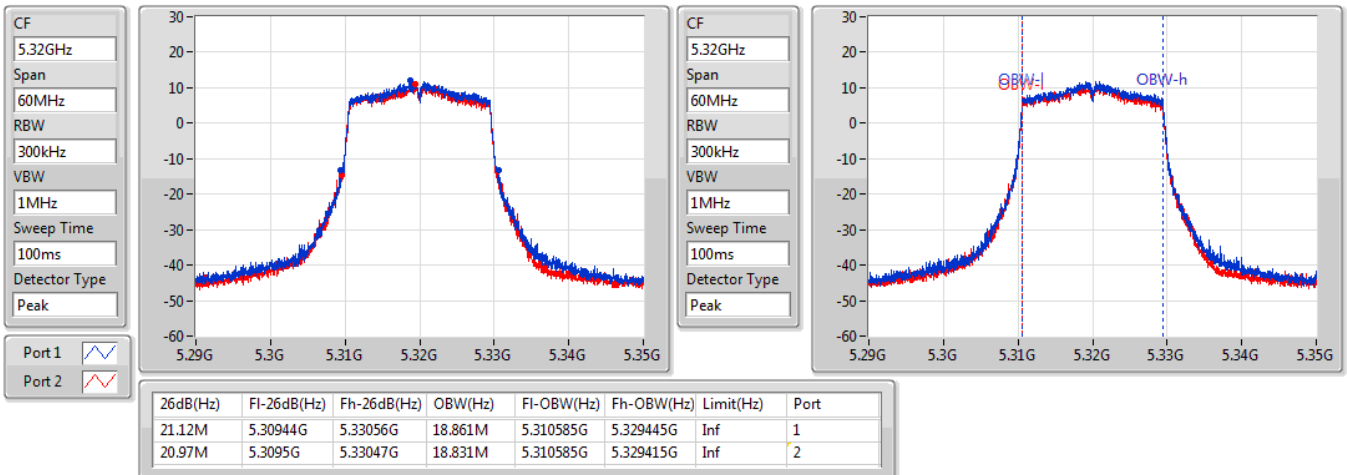


802.11ax HEW20_Nss1,(MCS0)_2TX

EBW

5320MHz

14/07/2022

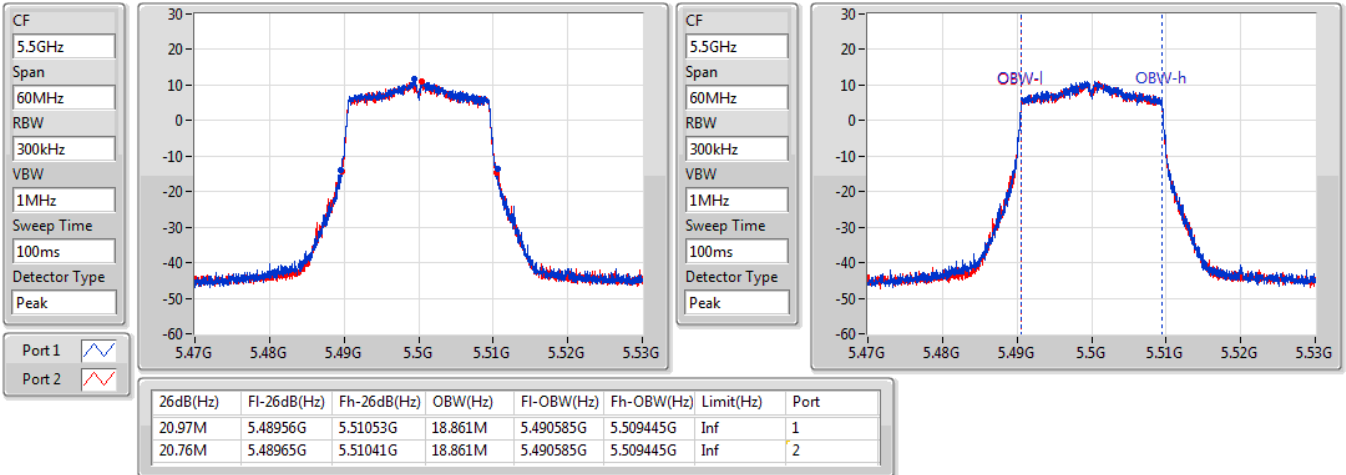


802.11ax HEW20_Nss1,(MCS0)_2TX

EBW

5500MHz

14/07/2022

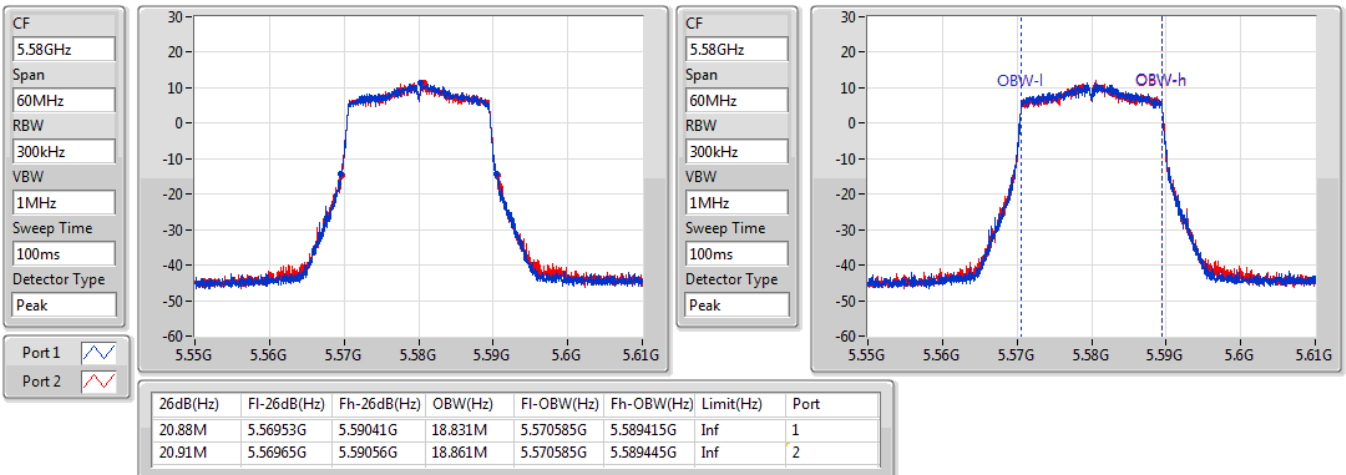


802.11ax HEW20_Nss1,(MCS0)_2TX

EBW

5580MHz

14/07/2022

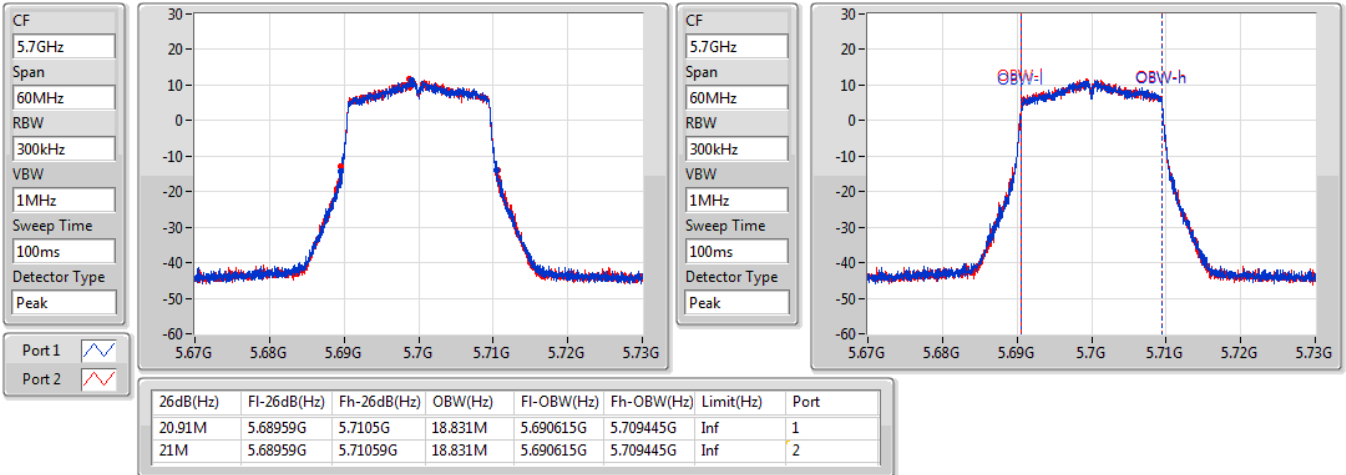


802.11ax HEW20_Nss1,(MCS0)_2TX

EBW

5700MHz

14/07/2022

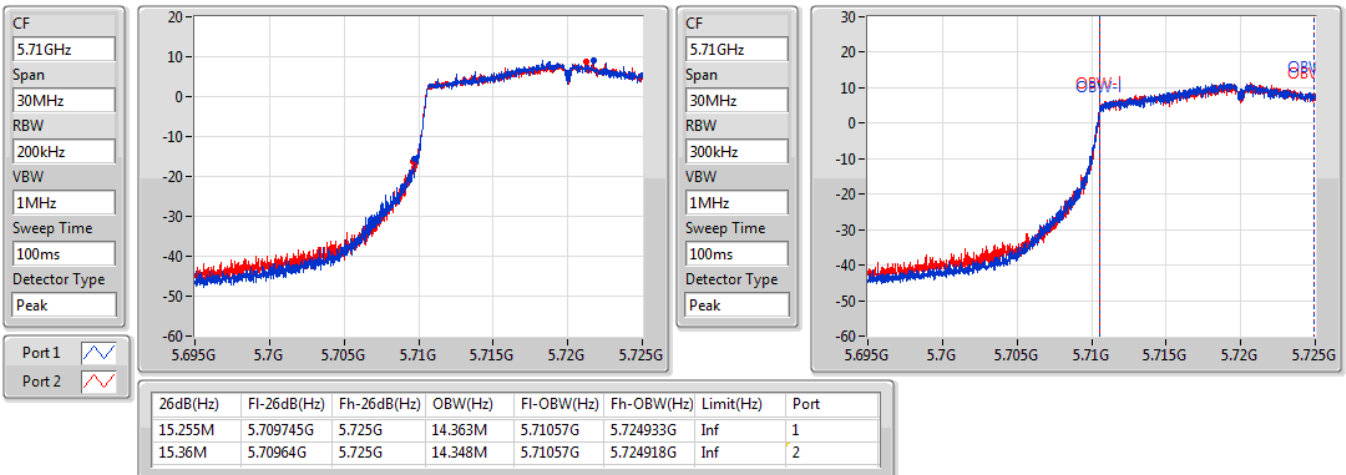


802.11ax HEW20_Nss1,(MCS0)_2TX

EBW

5720MHz Straddle 5.47-5.725GHz

14/07/2022

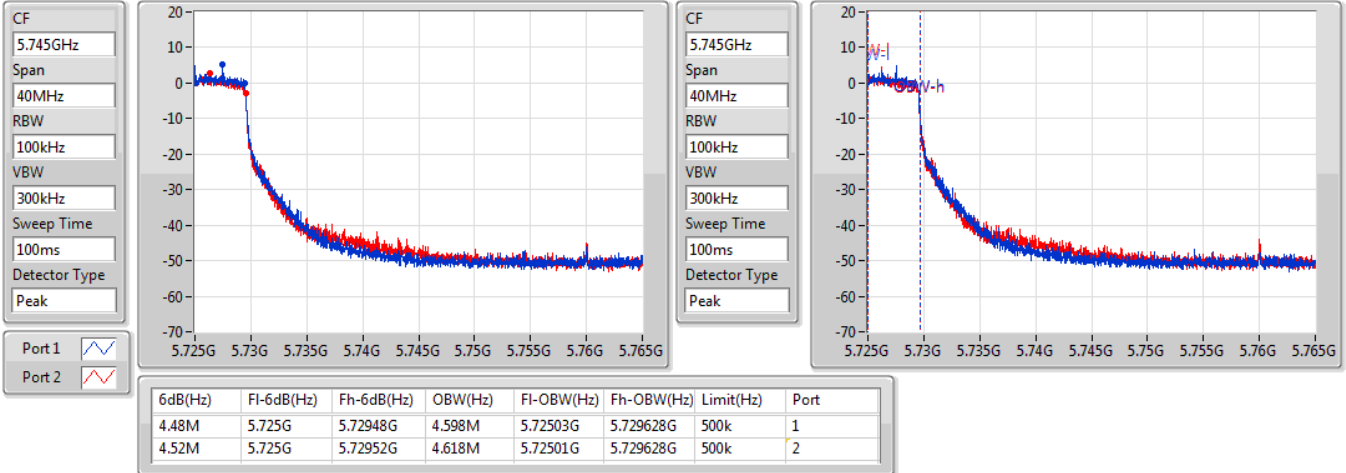


802.11ax HEW20_Nss1,(MCS0)_2TX

EBW

5720MHz Straddle 5.725-5.85GHz

14/07/2022

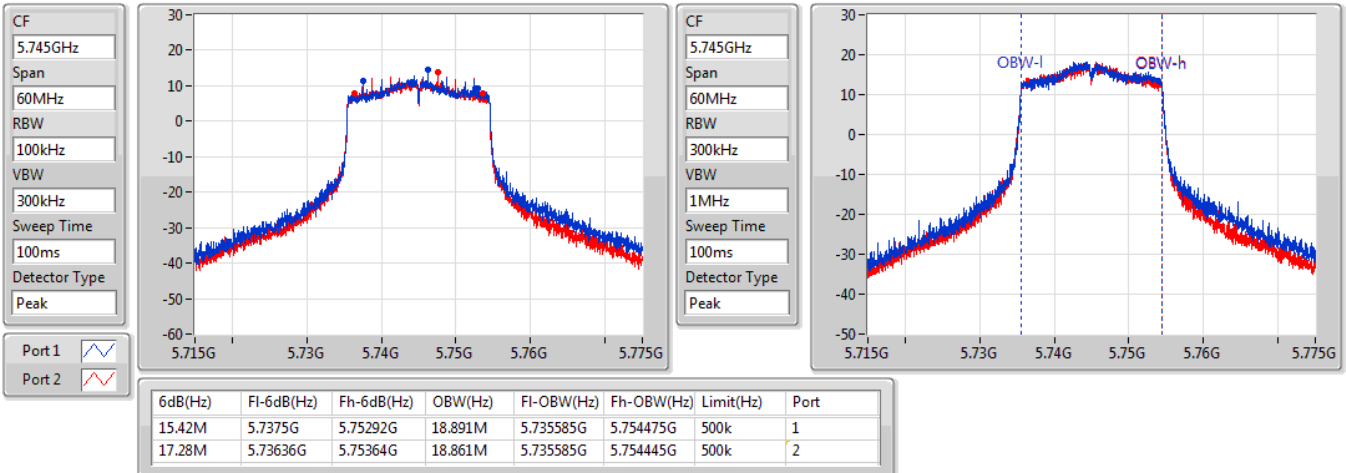


802.11ax HEW20_Nss1,(MCS0)_2TX

EBW

5745MHz

14/07/2022



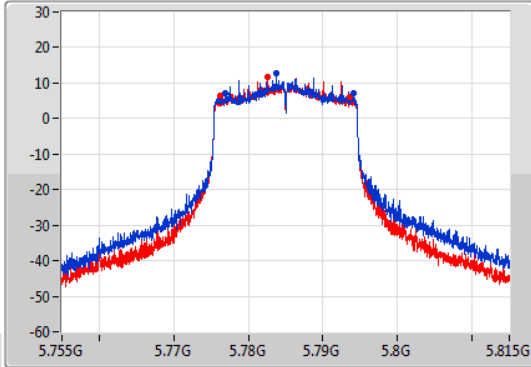
802.11ax HEW20_Nss1,(MCS0)_2TX

EBW

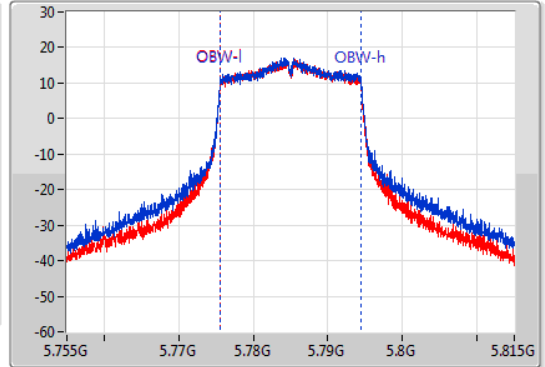
5785MHz

14/07/2022

CF
5.785GHz
Span
60MHz
RBW
100kHz
VBW
300kHz
Sweep Time
100ms
Detector Type
Peak



CF
5.785GHz
Span
60MHz
RBW
300kHz
VBW
1MHz
Sweep Time
100ms
Detector Type
Peak



6dB(Hz)	Fl-6dB(Hz)	Fh-6dB(Hz)	OBW(Hz)	Fl-OBW(Hz)	Fh-OBW(Hz)	Limit(Hz)	Port
17.19M	5.77696G	5.79415G	18.921M	5.775555G	5.794475G	500k	1
17.31M	5.7763G	5.79361G	18.831M	5.775585G	5.794415G	500k	2

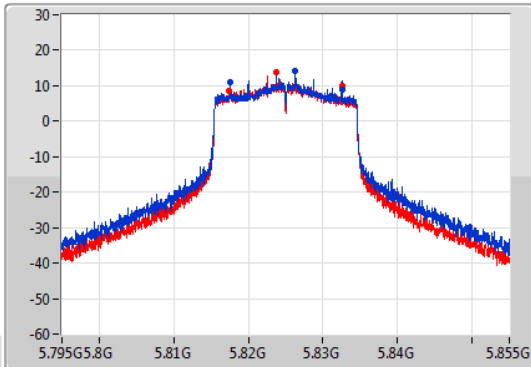
802.11ax HEW20_Nss1,(MCS0)_2TX

EBW

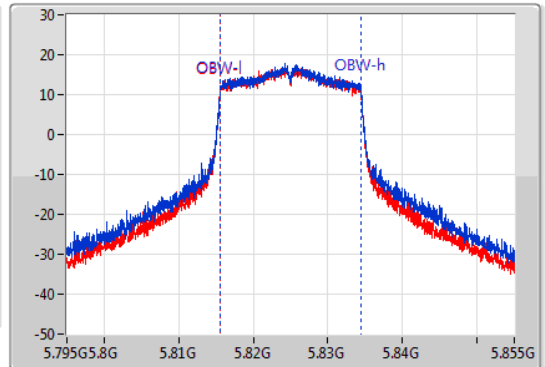
5825MHz

14/07/2022

CF
5.825GHz
Span
60MHz
RBW
100kHz
VBW
300kHz
Sweep Time
100ms
Detector Type
Peak



CF
5.825GHz
Span
60MHz
RBW
300kHz
VBW
1MHz
Sweep Time
100ms
Detector Type
Peak



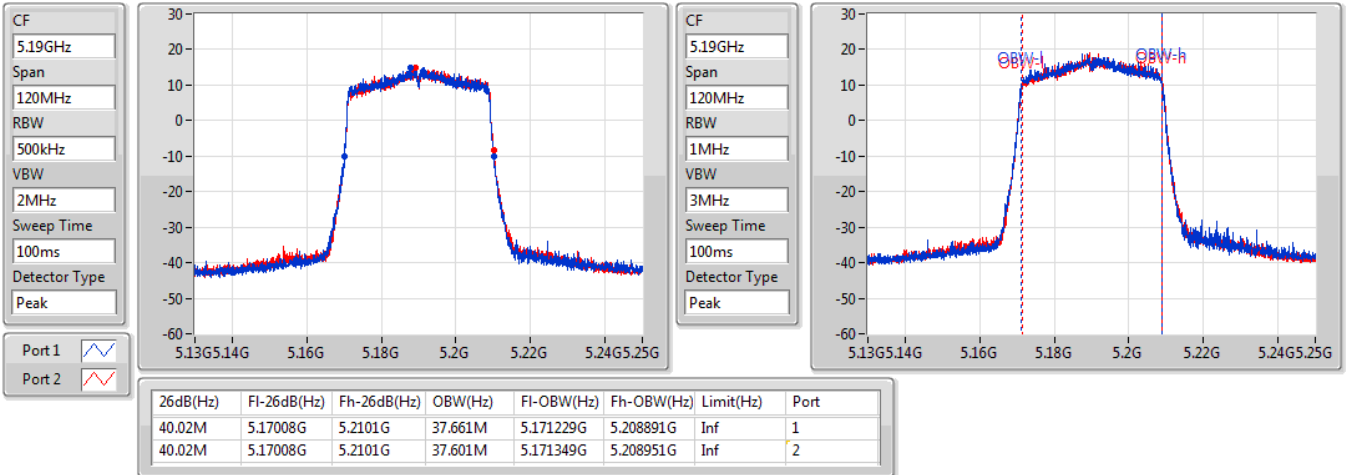
6dB(Hz)	Fl-6dB(Hz)	Fh-6dB(Hz)	OBW(Hz)	Fl-OBW(Hz)	Fh-OBW(Hz)	Limit(Hz)	Port
15.06M	5.81753G	5.83259G	18.951M	5.815525G	5.834475G	500k	1
15.09M	5.81747G	5.83256G	18.891M	5.815555G	5.834445G	500k	2

802.11ax HEW40_Nss1,(MCS0)_2TX

EBW

5190MHz

14/07/2022

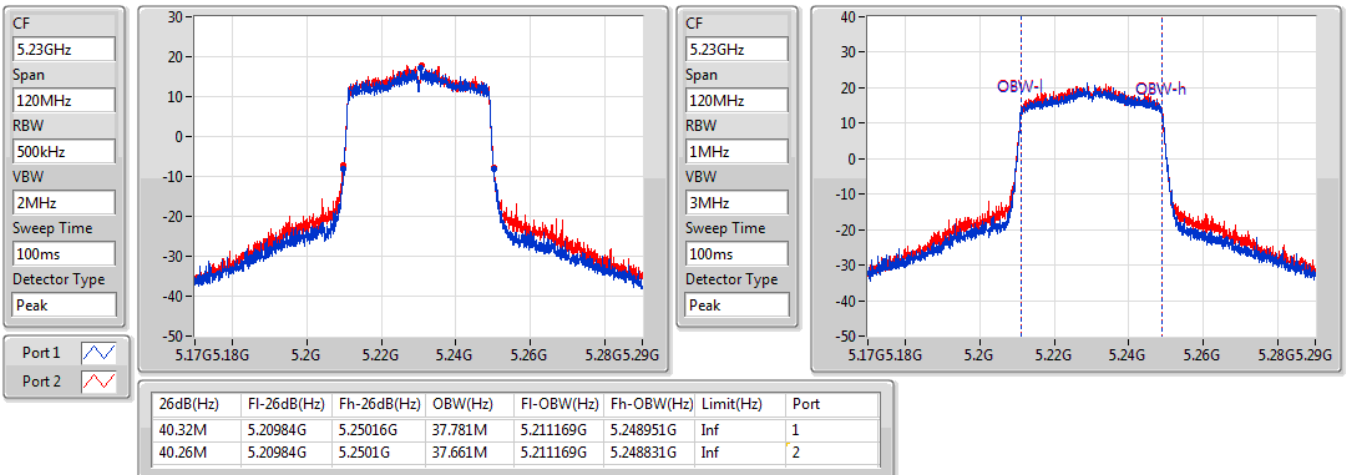


802.11ax HEW40_Nss1,(MCS0)_2TX

EBW

5230MHz

14/07/2022



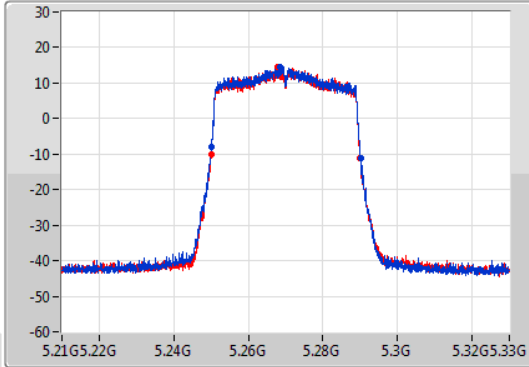
802.11ax HEW40_Nss1,(MCS0)_2TX

EBW

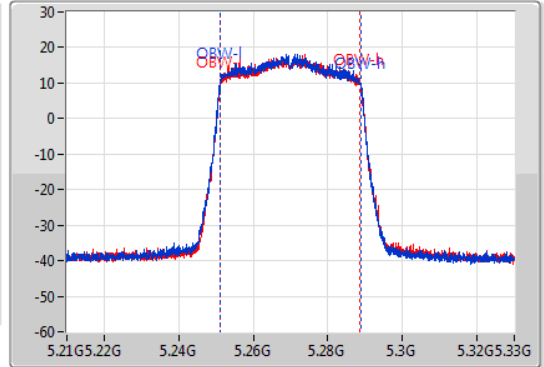
5270MHz

14/07/2022

CF
5.27GHz
Span
120MHz
RBW
500kHz
VBW
2MHz
Sweep Time
100ms
Detector Type
Peak



CF
5.27GHz
Span
120MHz
RBW
1MHz
VBW
3MHz
Sweep Time
100ms
Detector Type
Peak



26dB(Hz)	Fl-26dB(Hz)	Fh-26dB(Hz)	OBW(Hz)	Fl-OBW(Hz)	Fh-OBW(Hz)	Limit(Hz)	Port
40.14M	5.24996G	5.2901G	37.601M	5.251169G	5.288771G	Inf	1
40.08M	5.24996G	5.29004G	37.481M	5.251229G	5.288711G	Inf	2

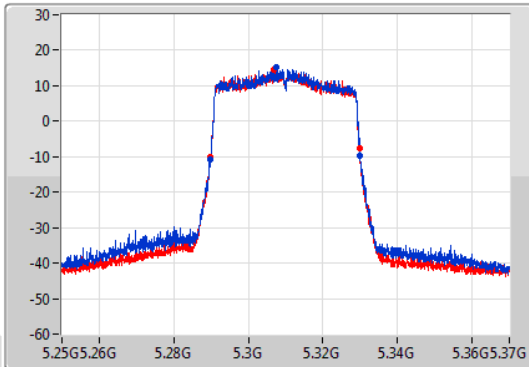
802.11ax HEW40_Nss1,(MCS0)_2TX

EBW

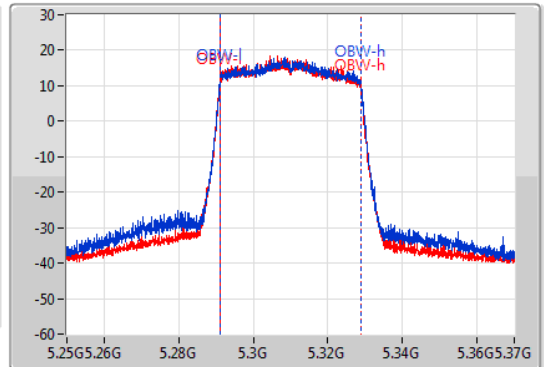
5310MHz

14/07/2022

CF
5.31GHz
Span
120MHz
RBW
500kHz
VBW
2MHz
Sweep Time
100ms
Detector Type
Peak



CF
5.31GHz
Span
120MHz
RBW
1MHz
VBW
3MHz
Sweep Time
100ms
Detector Type
Peak



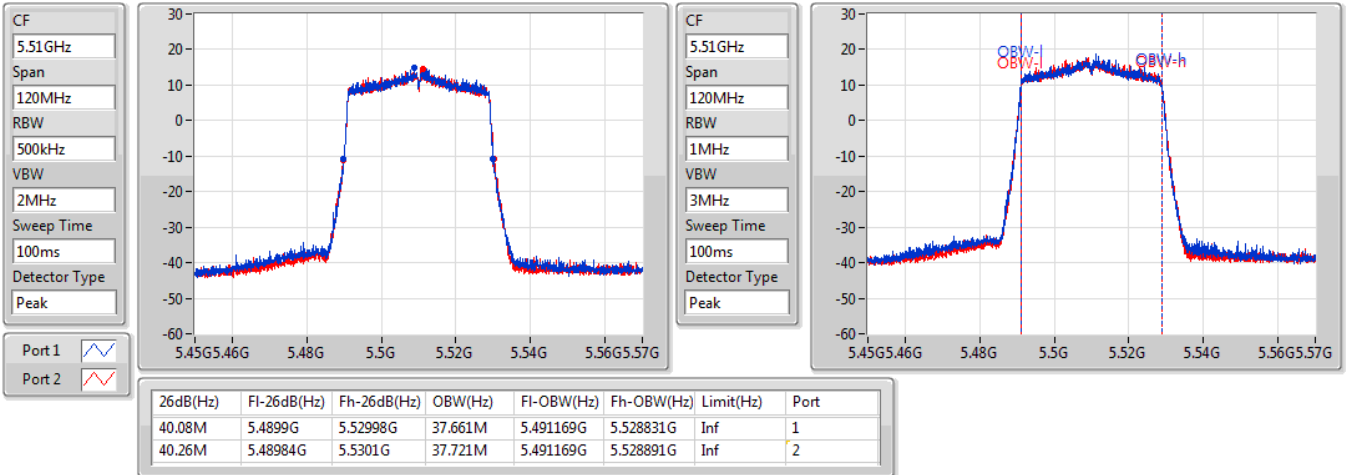
26dB(Hz)	Fl-26dB(Hz)	Fh-26dB(Hz)	OBW(Hz)	Fl-OBW(Hz)	Fh-OBW(Hz)	Limit(Hz)	Port
40.32M	5.28972G	5.33004G	37.721M	5.291109G	5.328831G	Inf	1
40.14M	5.28984G	5.32998G	37.721M	5.291049G	5.328771G	Inf	2

802.11ax HEW40_Nss1,(MCS0)_2TX

EBW

5510MHz

14/07/2022

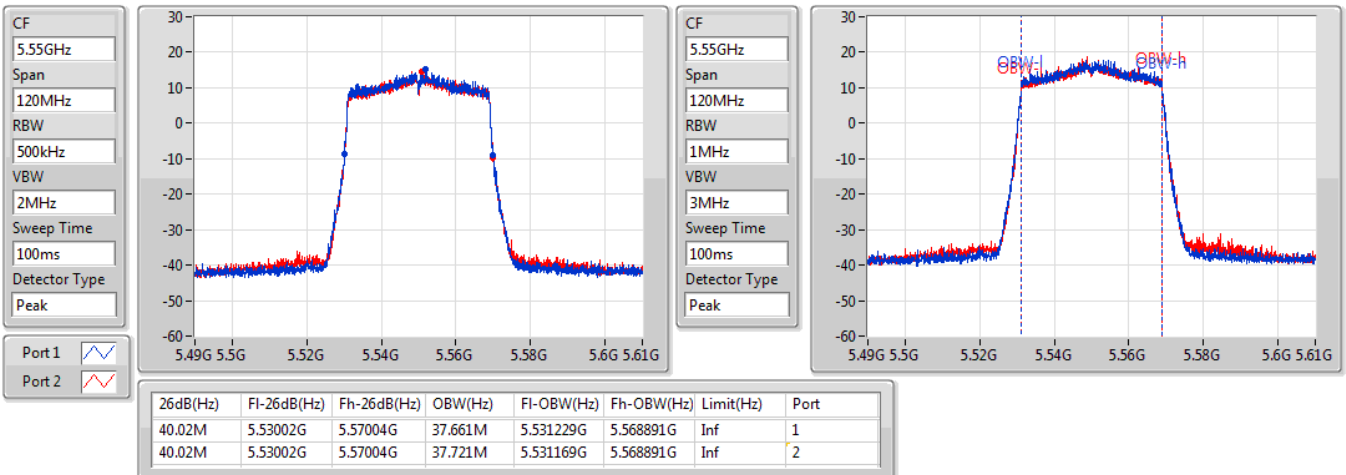


802.11ax HEW40_Nss1,(MCS0)_2TX

EBW

5550MHz

14/07/2022



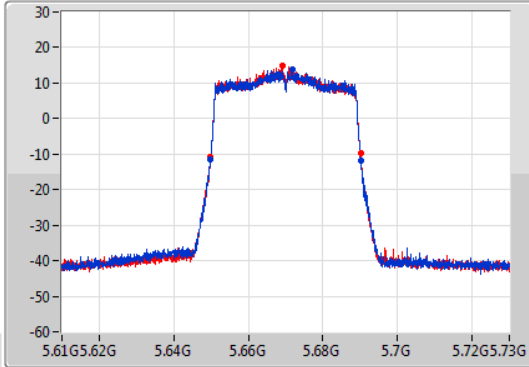
802.11ax HEW40_Nss1,(MCS0)_2TX

EBW

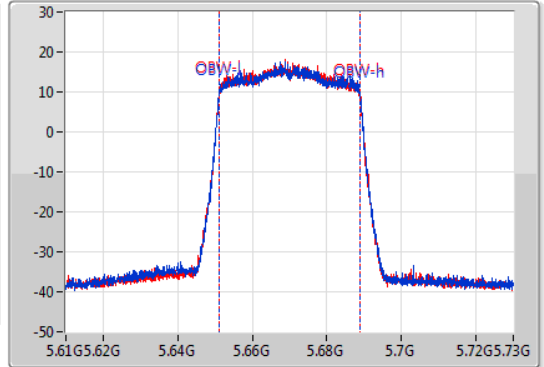
5670MHz

14/07/2022

CF
5.67GHz
Span
120MHz
RBW
500kHz
VBW
2MHz
Sweep Time
100ms
Detector Type
Peak



CF
5.67GHz
Span
120MHz
RBW
1MHz
VBW
3MHz
Sweep Time
100ms
Detector Type
Peak



26dB(Hz)	Fl-26dB(Hz)	Fh-26dB(Hz)	OBW(Hz)	Fl-OBW(Hz)	Fh-OBW(Hz)	Limit(Hz)	Port
40.38M	5.64984G	5.69022G	37.721M	5.651169G	5.688891G	Inf	1
40.26M	5.6499G	5.69016G	37.721M	5.651109G	5.688831G	Inf	2

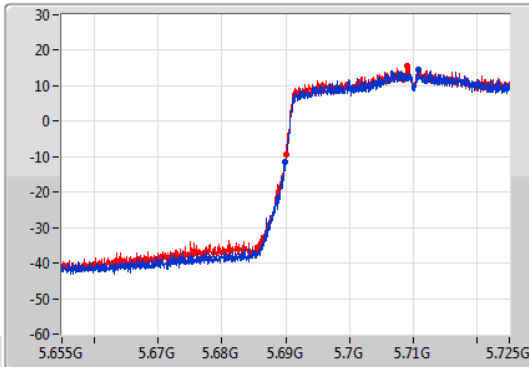
802.11ax HEW40_Nss1,(MCS0)_2TX

EBW

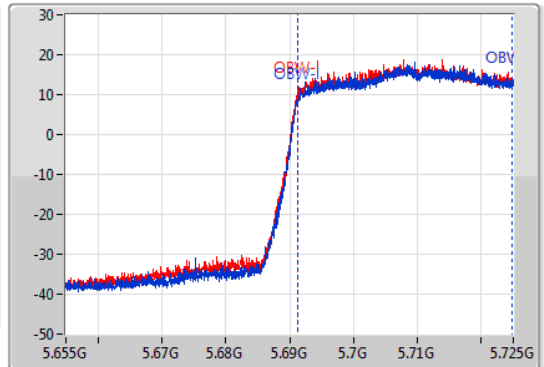
5710MHz Straddle 5.47-5.725GHz

14/07/2022

CF
5.69GHz
Span
70MHz
RBW
500kHz
VBW
2MHz
Sweep Time
100ms
Detector Type
Peak



CF
5.69GHz
Span
70MHz
RBW
1MHz
VBW
3MHz
Sweep Time
100ms
Detector Type
Peak



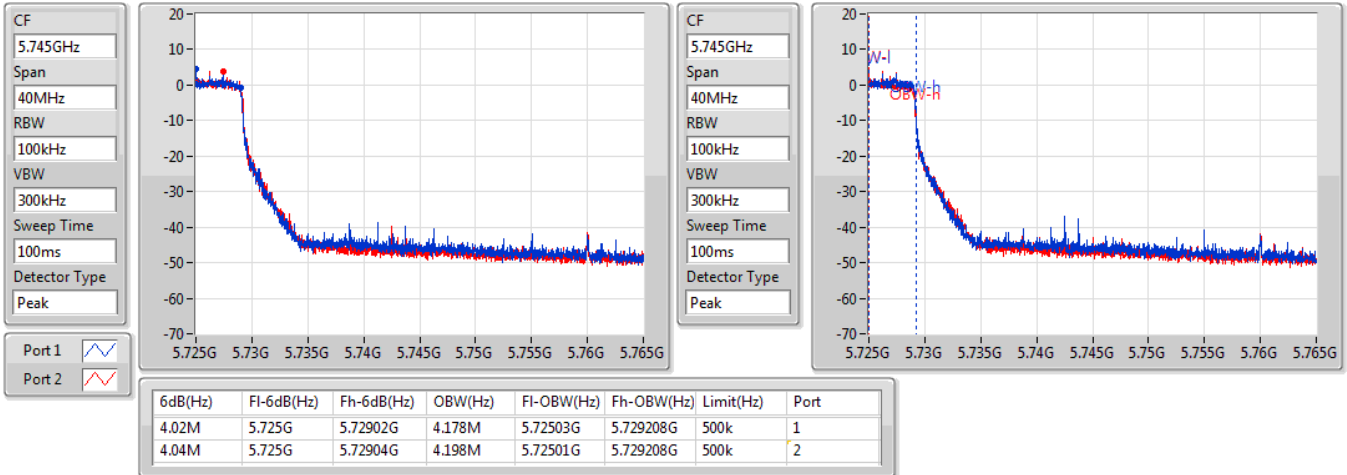
26dB(Hz)	Fl-26dB(Hz)	Fh-26dB(Hz)	OBW(Hz)	Fl-OBW(Hz)	Fh-OBW(Hz)	Limit(Hz)	Port
35.175M	5.689825G	5.725G	33.478M	5.691294G	5.724773G	Inf	1
34.895M	5.690105G	5.725G	33.583M	5.691189G	5.724773G	Inf	2

802.11ax HEW40_Nss1,(MCS0)_2TX

EBW

5710MHz Straddle 5.725-5.85GHz

14/07/2022

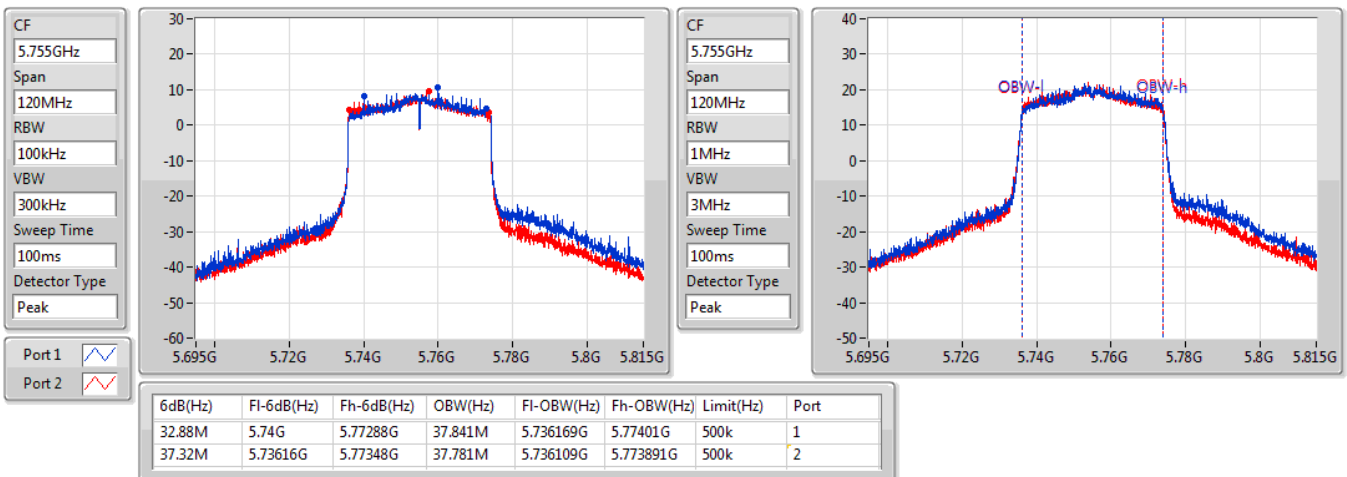


802.11ax HEW40_Nss1,(MCS0)_2TX

EBW

5755MHz

14/07/2022



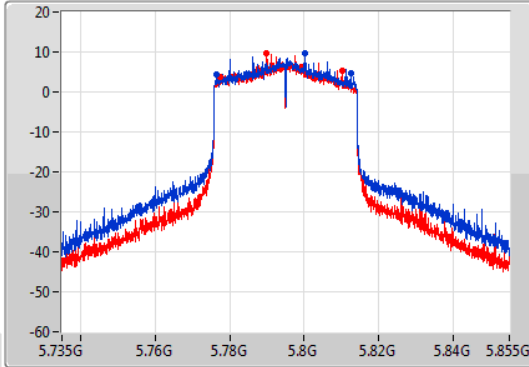
802.11ax HEW40_Nss1,(MCS0)_2TX

EBW

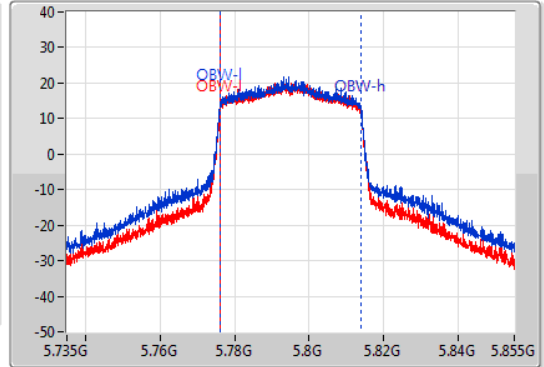
5795MHz

14/07/2022

CF
5.795GHz
Span
120MHz
RBW
100kHz
VBW
300kHz
Sweep Time
100ms
Detector Type
Peak



CF
5.795GHz
Span
120MHz
RBW
1MHz
VBW
3MHz
Sweep Time
100ms
Detector Type
Peak



6dB(Hz)	Fl-6dB(Hz)	Fh-6dB(Hz)	OBW(Hz)	Fl-OBW(Hz)	Fh-OBW(Hz)	Limit(Hz)	Port
36.06M	5.77652G	5.81258G	37.841M	5.776049G	5.813891G	500k	1
32.7M	5.77736G	5.81006G	37.721M	5.776109G	5.813831G	500k	2

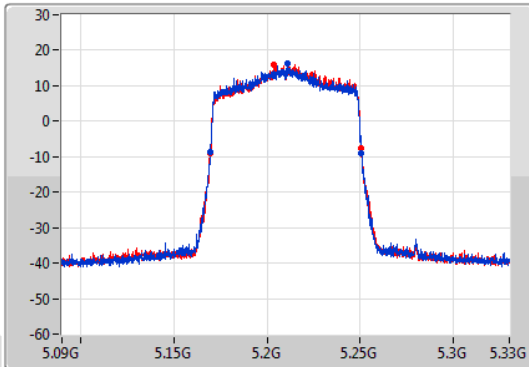
802.11ax HEW80_Nss1,(MCS0)_2TX

EBW

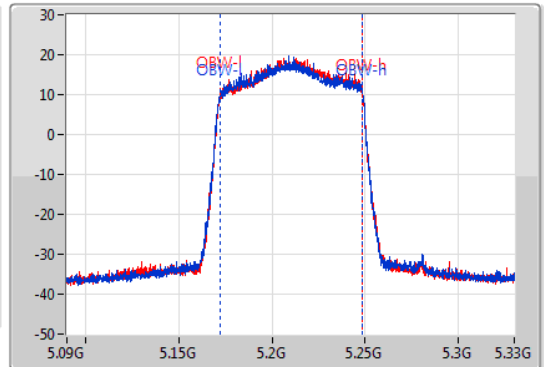
5210MHz

14/07/2022

CF
5.21GHz
Span
240MHz
RBW
1MHz
VBW
3MHz
Sweep Time
100ms
Detector Type
Peak



CF
5.21GHz
Span
240MHz
RBW
2MHz
VBW
10MHz
Sweep Time
100ms
Detector Type
Peak



26dB(Hz)	Fl-26dB(Hz)	Fh-26dB(Hz)	OBW(Hz)	Fl-OBW(Hz)	Fh-OBW(Hz)	Limit(Hz)	Port
81.24M	5.16944G	5.25068G	76.522M	5.171979G	5.248501G	Inf	1
80.76M	5.1698G	5.25056G	76.162M	5.172339G	5.248501G	Inf	2

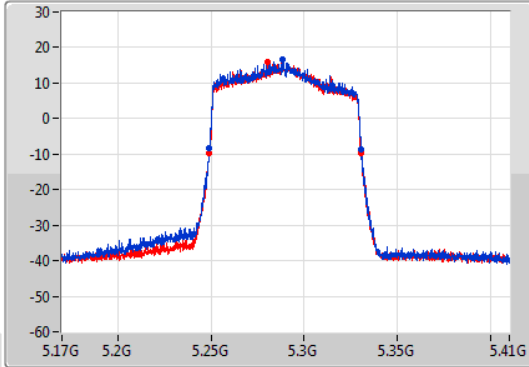
802.11ax HEW80_Nss1,(MCS0)_2TX

EBW

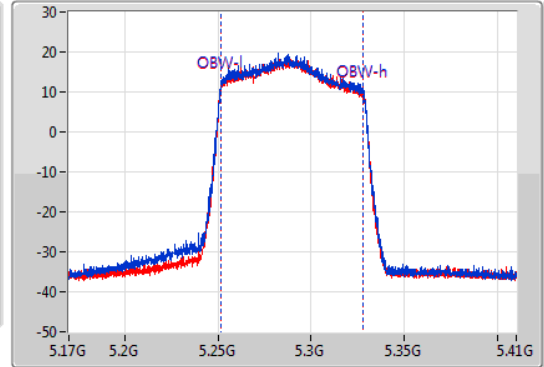
5290MHz

14/07/2022

CF
5.29GHz
Span
240MHz
RBW
1MHz
VBW
3MHz
Sweep Time
100ms
Detector Type
Peak



CF
5.29GHz
Span
240MHz
RBW
2MHz
VBW
10MHz
Sweep Time
100ms
Detector Type
Peak



26dB(Hz)	Fl-26dB(Hz)	Fh-26dB(Hz)	OBW(Hz)	Fl-OBW(Hz)	Fh-OBW(Hz)	Limit(Hz)	Port
81.48M	5.24908G	5.33056G	76.642M	5.251379G	5.328021G	Inf	1
81.48M	5.2492G	5.33068G	76.522M	5.251379G	5.327901G	Inf	2

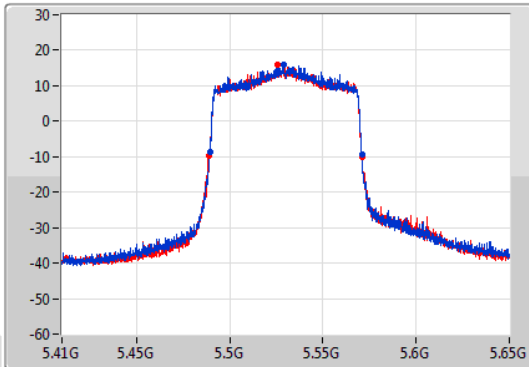
802.11ax HEW80_Nss1,(MCS0)_2TX

EBW

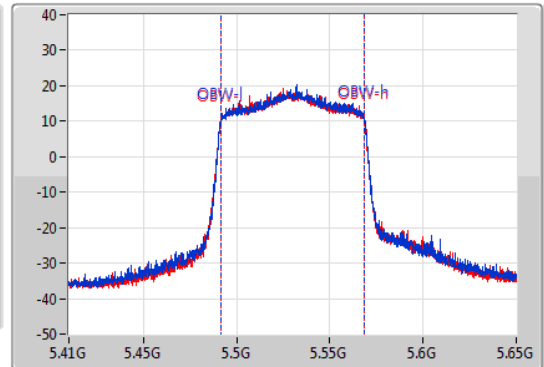
5530MHz

14/07/2022

CF
5.53GHz
Span
240MHz
RBW
1MHz
VBW
3MHz
Sweep Time
100ms
Detector Type
Peak



CF
5.53GHz
Span
240MHz
RBW
2MHz
VBW
10MHz
Sweep Time
100ms
Detector Type
Peak



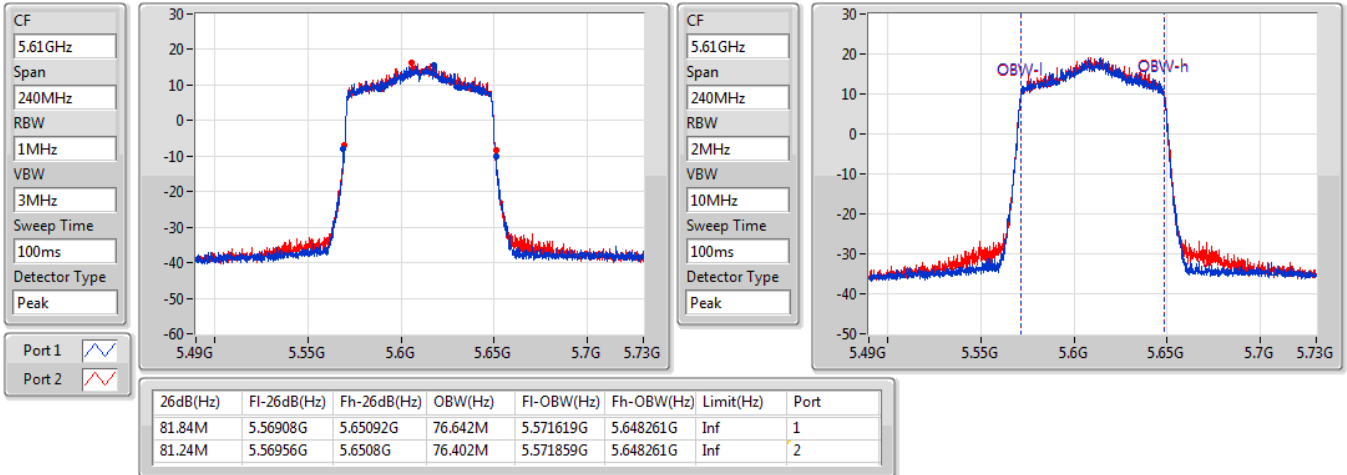
26dB(Hz)	Fl-26dB(Hz)	Fh-26dB(Hz)	OBW(Hz)	Fl-OBW(Hz)	Fh-OBW(Hz)	Limit(Hz)	Port
81.6M	5.48932G	5.57092G	76.882M	5.491619G	5.568501G	Inf	1
82.08M	5.48896G	5.57104G	76.882M	5.491619G	5.568501G	Inf	2

802.11ax HEW80_Nss1,(MCS0)_2TX

EBW

5610MHz

14/07/2022

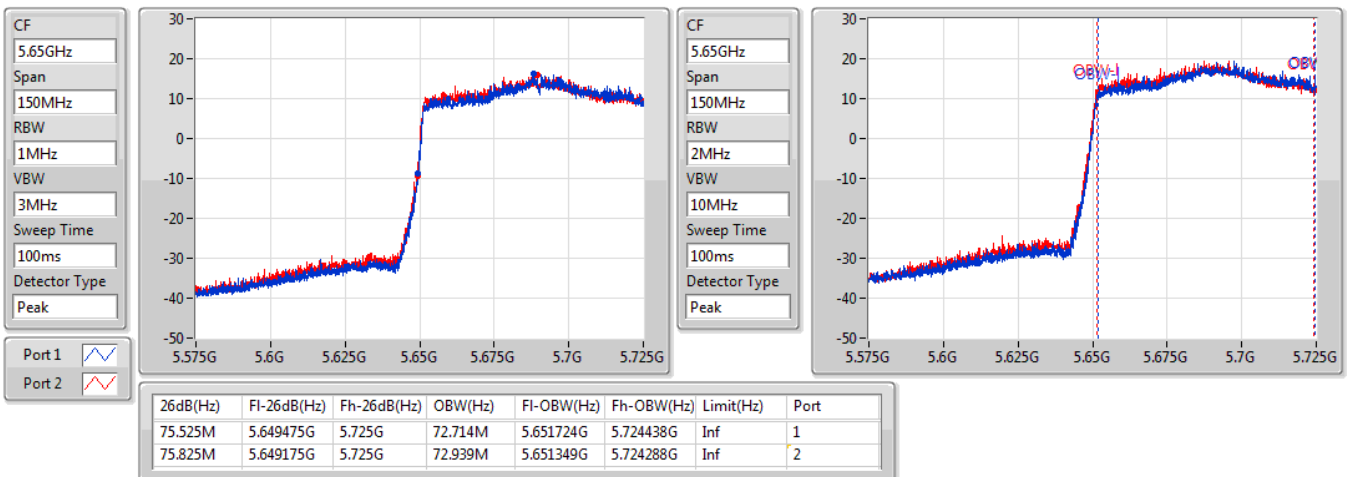


802.11ax HEW80_Nss1,(MCS0)_2TX

EBW

5690MHz Straddle 5.47-5.725GHz

14/07/2022

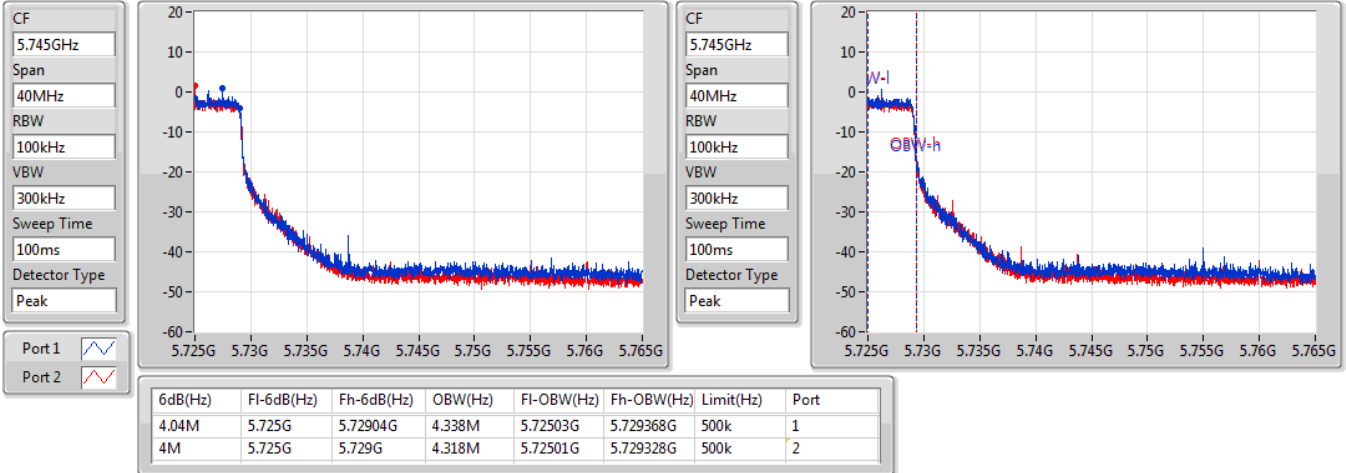


802.11ax HEW80_Nss1,(MCS0)_2TX

EBW

5690MHz Straddle 5.725-5.85GHz

14/07/2022

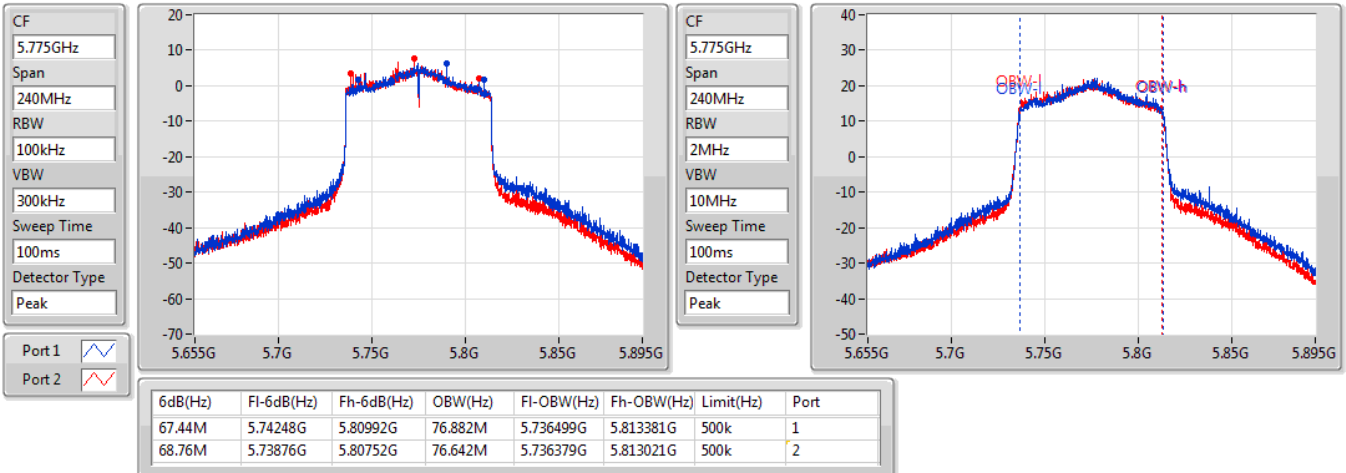


802.11ax HEW80_Nss1,(MCS0)_2TX

EBW

5775MHz

14/07/2022

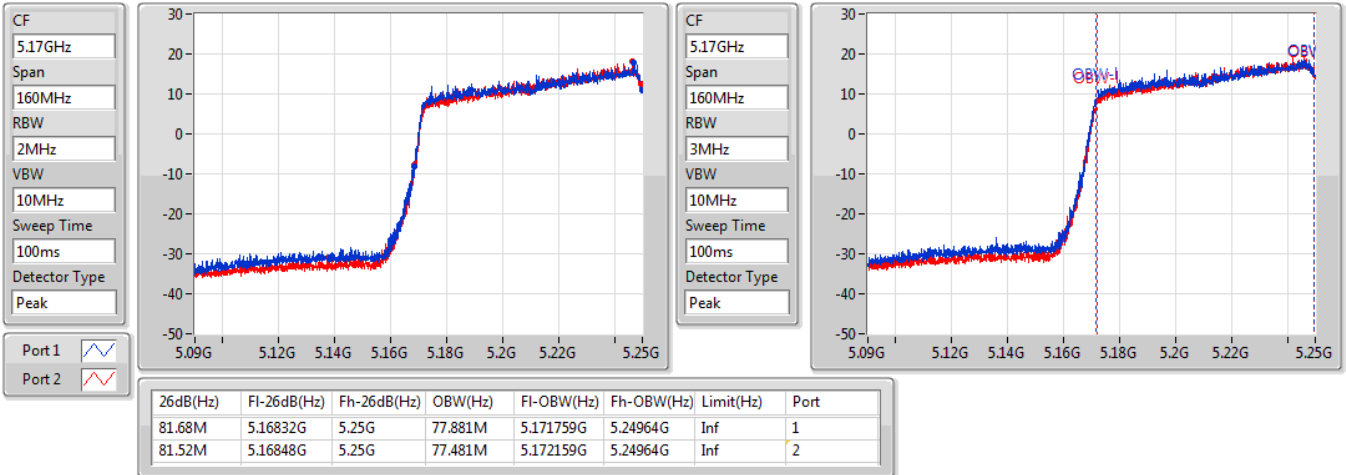


802.11ax HEW160_Nss1,(MCS0)_2TX

EBW

5250MHz Straddle 5.15-5.25GHz

14/07/2022

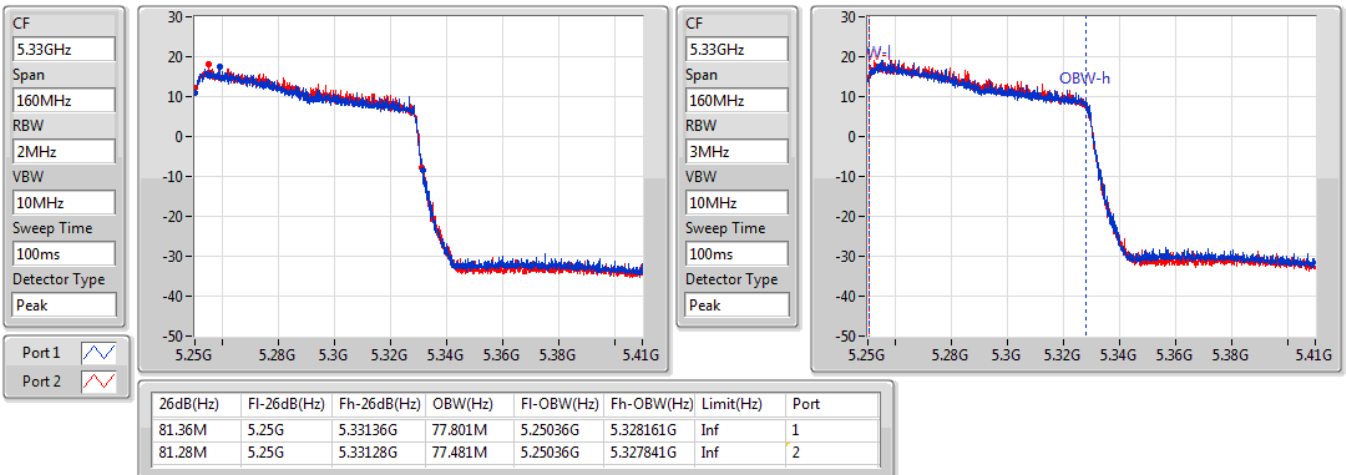


802.11ax HEW160_Nss1,(MCS0)_2TX

EBW

5250MHz Straddle 5.25-5.35GHz

14/07/2022



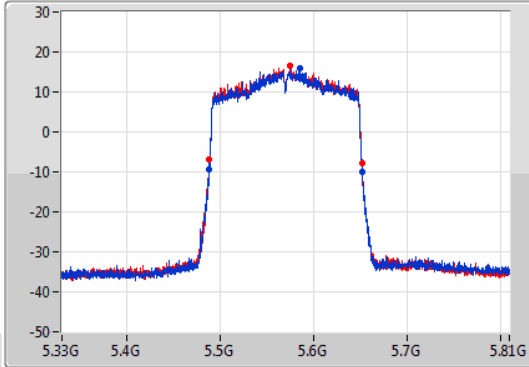
802.11ax HEW160_Nss1,(MCS0)_2TX

EBW

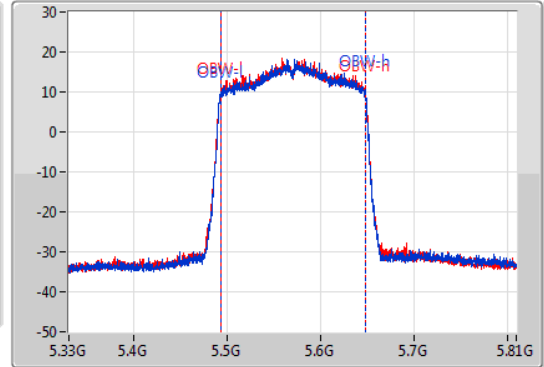
5570MHz

14/07/2022

CF
5.57GHz
Span
480MHz
RBW
2MHz
VBW
10MHz
Sweep Time
100ms
Detector Type
Peak



CF
5.57GHz
Span
480MHz
RBW
3MHz
VBW
10MHz
Sweep Time
100ms
Detector Type
Peak



26dB(Hz)	Fl-26dB(Hz)	Fh-26dB(Hz)	OBW(Hz)	Fl-OBW(Hz)	Fh-OBW(Hz)	Limit(Hz)	Port
164.4M	5.48792G	5.65232G	154.963M	5.492759G	5.647721G	Inf	1
163.68M	5.48792G	5.6516G	154.963M	5.492759G	5.647721G	Inf	2



Summary

Mode	Total Power (dBm)	Total Power (W)	EIRP (dBm)	EIRP (W)
5.15-5.25GHz	-	-	-	-
802.11a_Nss1,(6Mbps)_2TX	25.81	0.38107	31.31	1.35207
802.11ax HEW20_Nss1,(MCS0)_2TX	25.92	0.39084	31.42	1.38676
802.11ax HEW40_Nss1,(MCS0)_2TX	26.20	0.41687	31.70	1.47911
802.11ax HEW80_Nss1,(MCS0)_2TX	23.60	0.22909	29.10	0.81283
802.11ax HEW160_Nss1,(MCS0)_2TX	21.58	0.14388	27.08	0.51050
5.25-5.35GHz	-	-	-	-
802.11a_Nss1,(6Mbps)_2TX	20.28	0.10666	25.78	0.37844
802.11ax HEW20_Nss1,(MCS0)_2TX	20.35	0.10839	25.85	0.38459
802.11ax HEW40_Nss1,(MCS0)_2TX	23.31	0.21429	28.81	0.76033
802.11ax HEW80_Nss1,(MCS0)_2TX	23.66	0.23227	29.16	0.82414
802.11ax HEW160_Nss1,(MCS0)_2TX	21.20	0.13183	26.70	0.46774
5.47-5.725GHz	-	-	-	-
802.11a_Nss1,(6Mbps)_2TX	19.90	0.09772	25.40	0.34674
802.11ax HEW20_Nss1,(MCS0)_2TX	20.51	0.11246	26.01	0.39902
802.11ax HEW40_Nss1,(MCS0)_2TX	23.24	0.21086	28.74	0.74817
802.11ax HEW80_Nss1,(MCS0)_2TX	23.92	0.24660	29.42	0.87498
802.11ax HEW160_Nss1,(MCS0)_2TX	23.80	0.23988	29.30	0.85114
5.725-5.85GHz	-	-	-	-
802.11a_Nss1,(6Mbps)_2TX	26.31	0.42756	31.81	1.51705
802.11ax HEW20_Nss1,(MCS0)_2TX	27.21	0.52602	32.71	1.86638
802.11ax HEW40_Nss1,(MCS0)_2TX	26.86	0.48529	32.36	1.72187
802.11ax HEW80_Nss1,(MCS0)_2TX	26.02	0.39994	31.52	1.41906

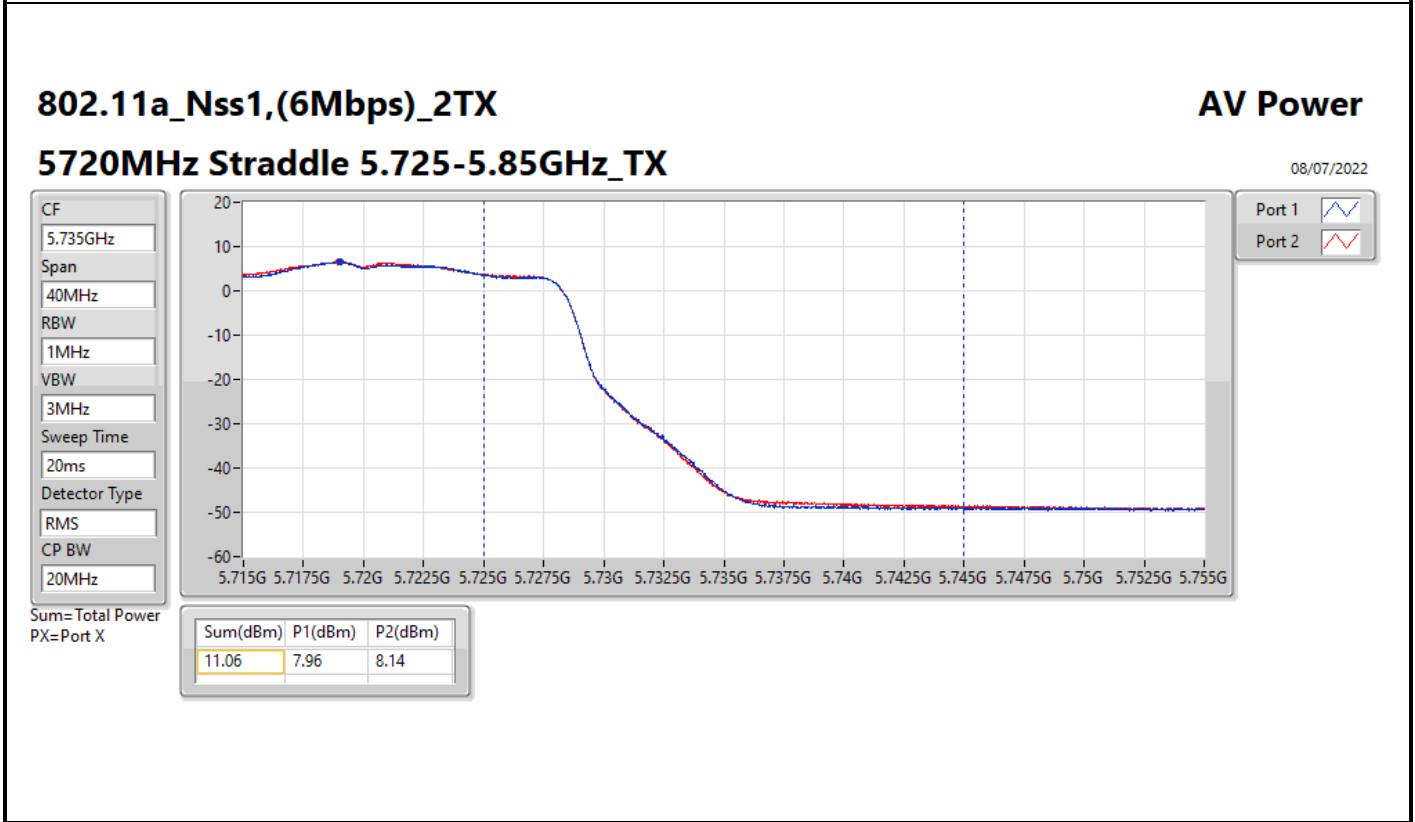
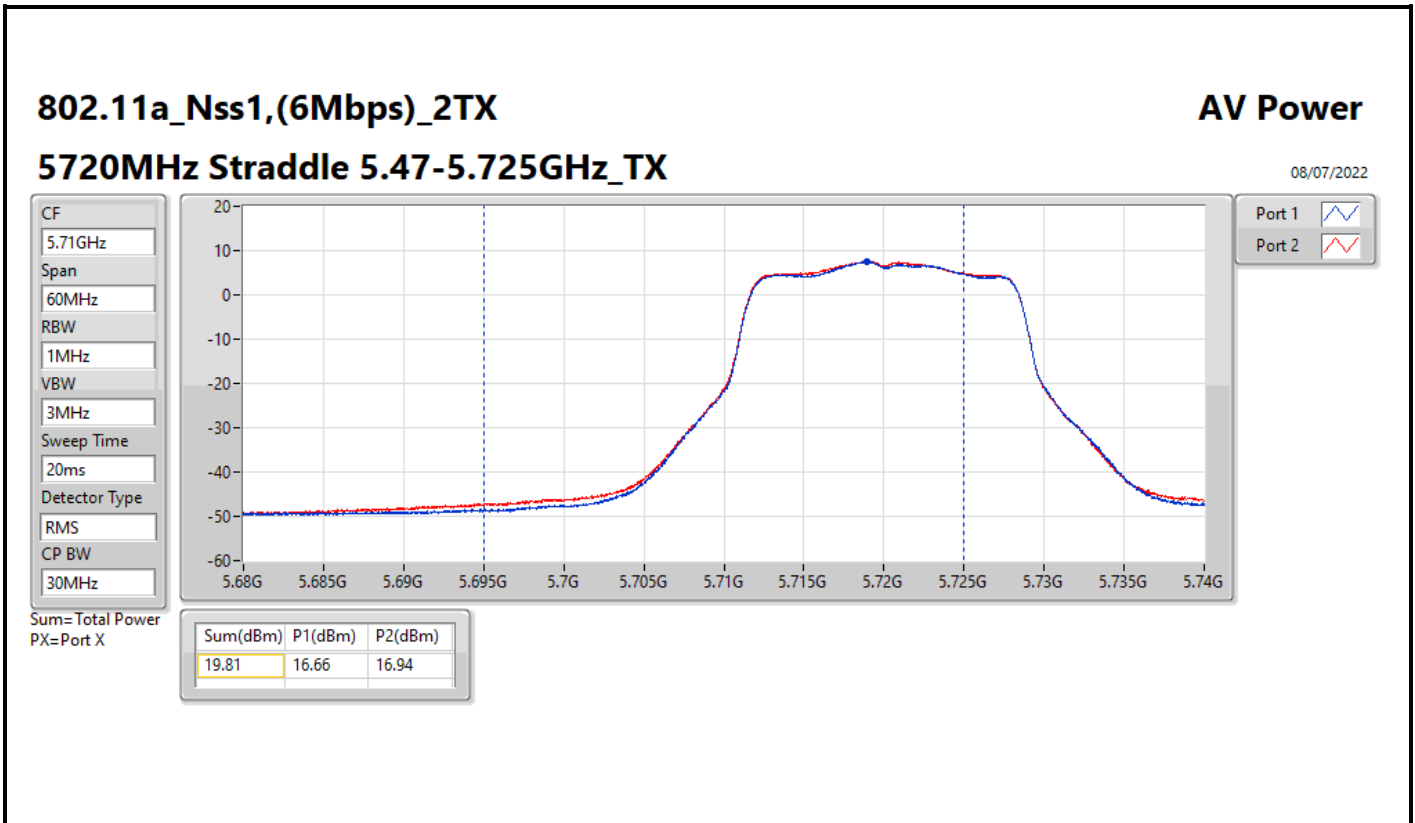


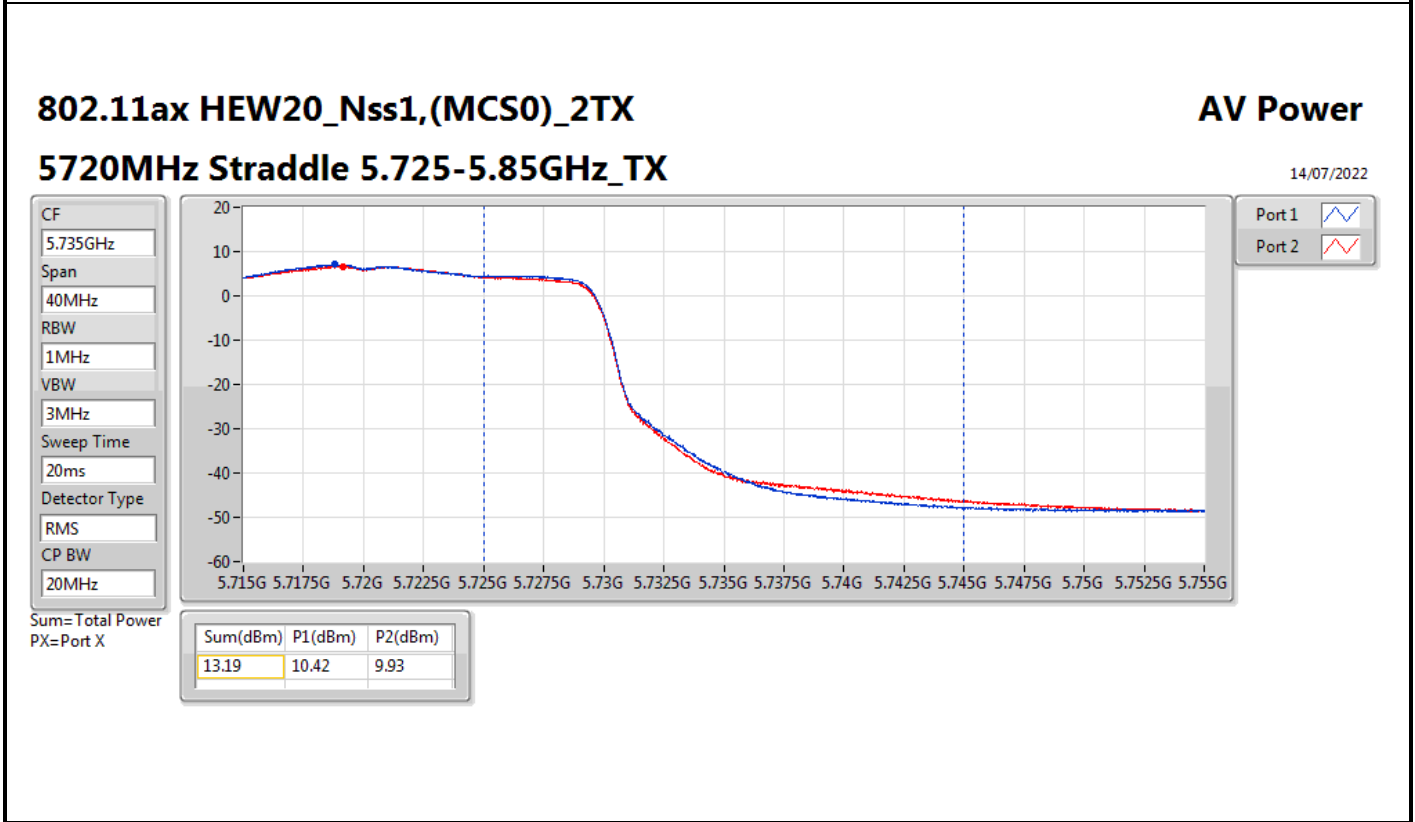
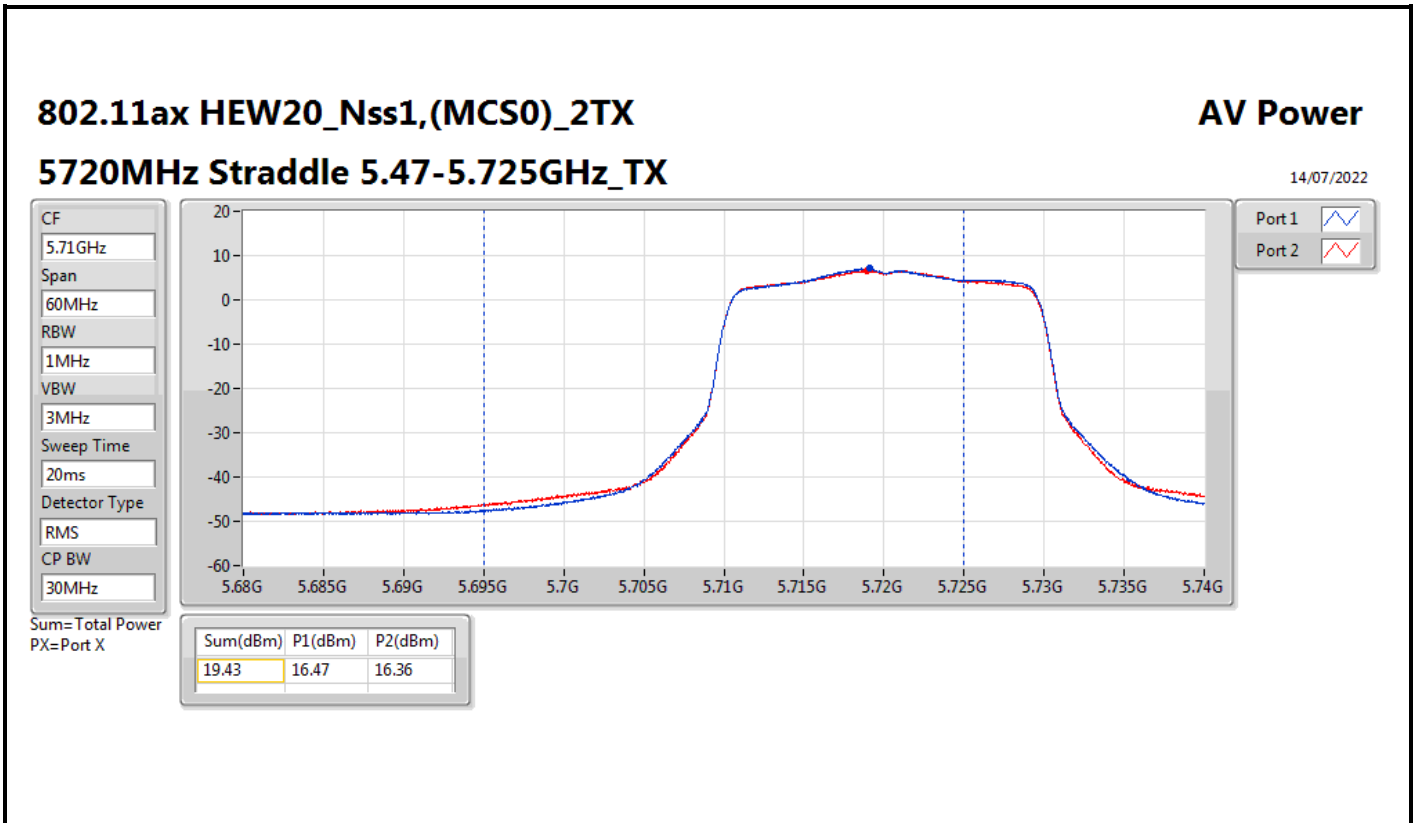
Result

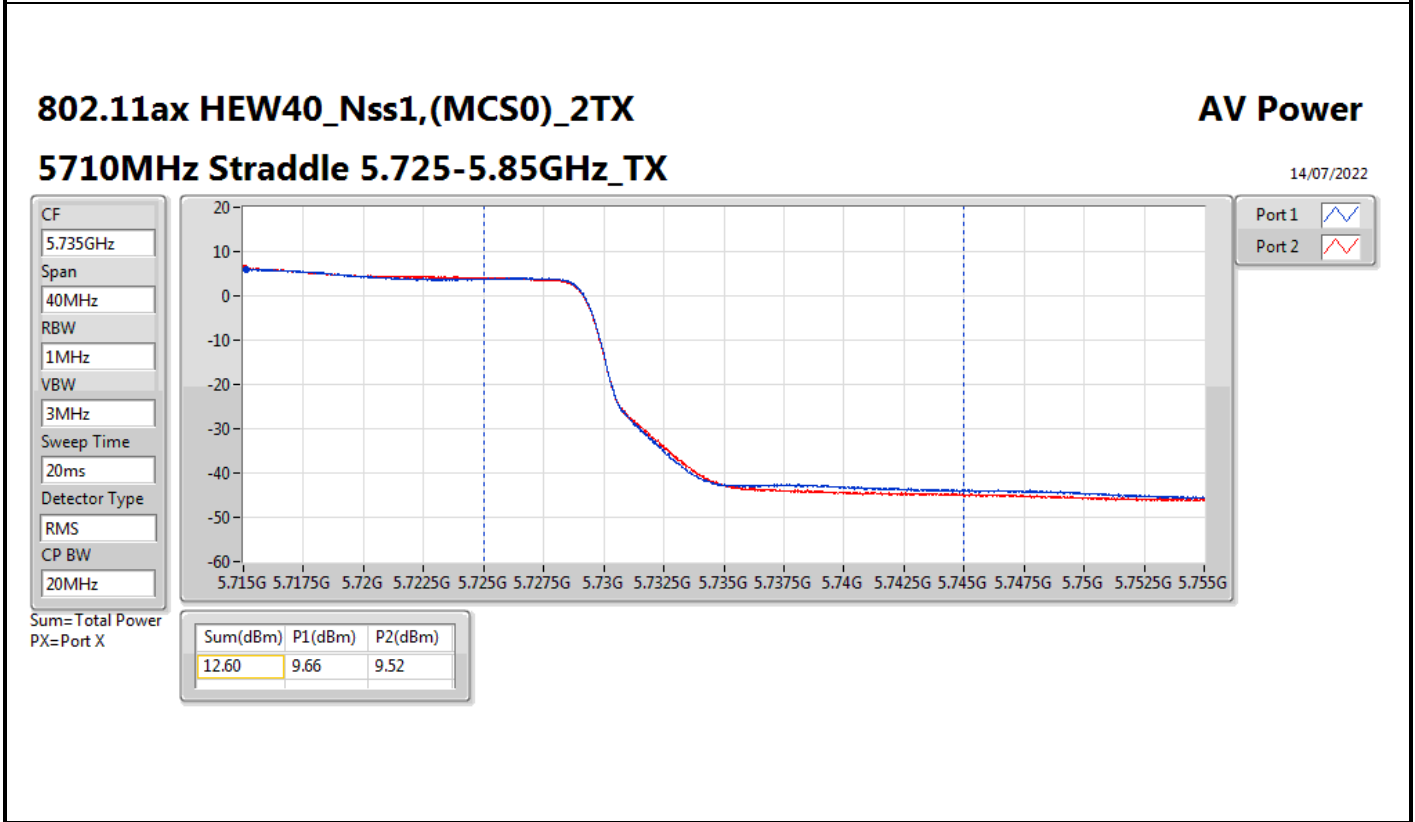
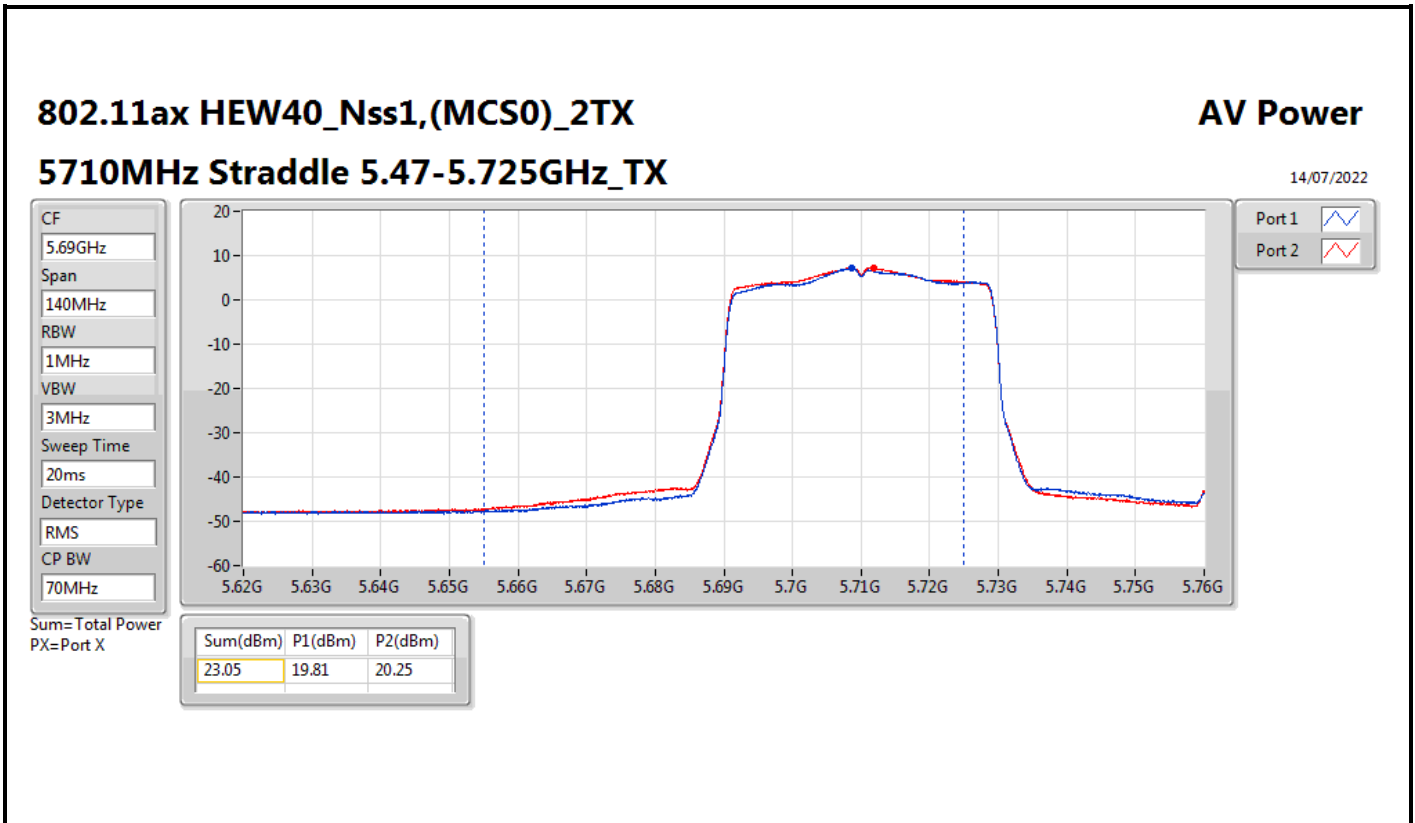
Mode	Result	DG (dBi)	Port 1 (dBm)	Port 2 (dBm)	Total Power (dBm)	Power Limit (dBm)	EIRP (dBm)	EIRP Limit (dBm)
802.11a_Nss1,(6Mbps)_2TX	-	-	-	-	-	-	-	-
5180MHz	Pass	5.50	22.20	21.55	24.90	30.00	30.40	36.00
5200MHz	Pass	5.50	20.94	21.34	24.15	30.00	29.65	36.00
5240MHz	Pass	5.50	22.69	22.90	25.81	30.00	31.31	36.00
5260MHz	Pass	5.50	16.71	16.69	19.71	23.79	25.21	29.79
5300MHz	Pass	5.50	17.27	17.27	20.28	23.89	25.78	29.89
5320MHz	Pass	5.50	16.73	16.44	19.60	23.90	25.10	29.90
5500MHz	Pass	5.50	16.72	16.40	19.57	23.90	25.07	29.90
5580MHz	Pass	5.50	16.38	16.59	19.50	23.90	25.00	29.90
5700MHz	Pass	5.50	16.82	16.95	19.90	23.79	25.40	29.79
5720MHz Straddle 5.47-5.725GHz	Pass	5.50	16.66	16.94	19.81	22.59	25.31	28.59
5720MHz Straddle 5.725-5.85GHz	Pass	5.50	7.96	8.14	11.06	30.00	16.56	36.00
5745MHz	Pass	5.50	22.59	22.74	25.68	30.00	31.18	36.00
5785MHz	Pass	5.50	23.01	22.89	25.96	30.00	31.46	36.00
5825MHz	Pass	5.50	23.47	23.12	26.31	30.00	31.81	36.00
802.11ax HEW20_Nss1,(MCSO)_2TX	-	-	-	-	-	-	-	-
5180MHz	Pass	5.50	22.09	21.43	24.78	30.00	30.28	36.00
5200MHz	Pass	5.50	20.67	21.18	23.94	30.00	29.44	36.00
5240MHz	Pass	5.50	22.81	23.01	25.92	30.00	31.42	36.00
5260MHz	Pass	5.50	17.36	17.19	20.29	23.98	25.79	30.00
5300MHz	Pass	5.50	17.44	17.04	20.25	23.98	25.75	30.00
5320MHz	Pass	5.50	17.69	16.95	20.35	23.98	25.85	30.00
5500MHz	Pass	5.50	17.26	17.03	20.16	23.98	25.66	30.00
5580MHz	Pass	5.50	17.51	17.42	20.48	23.98	25.98	30.00
5700MHz	Pass	5.50	17.46	17.54	20.51	23.98	26.01	30.00
5720MHz Straddle 5.47-5.725GHz	Pass	5.50	16.47	16.36	19.43	22.83	24.93	28.83
5720MHz Straddle 5.725-5.85GHz	Pass	5.50	10.42	9.93	13.19	30.00	18.69	36.00
5745MHz	Pass	5.50	24.23	24.16	27.21	30.00	32.71	36.00
5785MHz	Pass	5.50	22.59	22.32	25.47	30.00	30.97	36.00
5825MHz	Pass	5.50	23.43	23.13	26.29	30.00	31.79	36.00
802.11ax HEW40_Nss1,(MCSO)_2TX	-	-	-	-	-	-	-	-
5190MHz	Pass	5.50	20.75	20.57	23.67	30.00	29.17	36.00
5230MHz	Pass	5.50	22.92	23.45	26.20	30.00	31.70	36.00
5270MHz	Pass	5.50	20.42	20.06	23.25	23.98	28.75	30.00
5310MHz	Pass	5.50	20.42	20.17	23.31	23.98	28.81	30.00
5510MHz	Pass	5.50	20.19	20.08	23.15	23.98	28.65	30.00
5550MHz	Pass	5.50	20.43	20.01	23.24	23.98	28.74	30.00
5670MHz	Pass	5.50	19.75	19.82	22.80	23.98	28.30	30.00
5710MHz Straddle 5.47-5.725GHz	Pass	5.50	19.81	20.25	23.05	23.98	28.55	30.00
5710MHz Straddle 5.725-5.85GHz	Pass	5.50	9.66	9.52	12.60	30.00	18.10	36.00
5755MHz	Pass	5.50	23.84	23.86	26.86	30.00	32.36	36.00
5795MHz	Pass	5.50	23.21	22.78	26.01	30.00	31.51	36.00
802.11ax HEW80_Nss1,(MCSO)_2TX	-	-	-	-	-	-	-	-
5210MHz	Pass	5.50	20.37	20.79	23.60	30.00	29.10	36.00
5290MHz	Pass	5.50	20.83	20.47	23.66	23.98	29.16	30.00
5530MHz	Pass	5.50	21.07	20.74	23.92	23.98	29.42	30.00
5610MHz	Pass	5.50	20.45	20.79	23.63	23.98	29.13	30.00
5690MHz Straddle 5.47-5.725GHz	Pass	5.50	20.72	20.99	23.87	23.98	29.37	30.00
5690MHz Straddle 5.725-5.85GHz	Pass	5.50	6.61	5.98	9.32	30.00	14.82	36.00
5775MHz	Pass	5.50	23.17	22.85	26.02	30.00	31.52	36.00
802.11ax HEW160_Nss1,(MCSO)_2TX	-	-	-	-	-	-	-	-
5250MHz Straddle 5.15-5.25GHz	Pass	5.50	18.62	18.52	21.58	30.00	27.08	36.00
5250MHz Straddle 5.25-5.35GHz	Pass	5.50	18.07	18.31	21.20	23.98	26.70	30.00
5570MHz	Pass	5.50	20.71	20.87	23.80	23.98	29.30	30.00

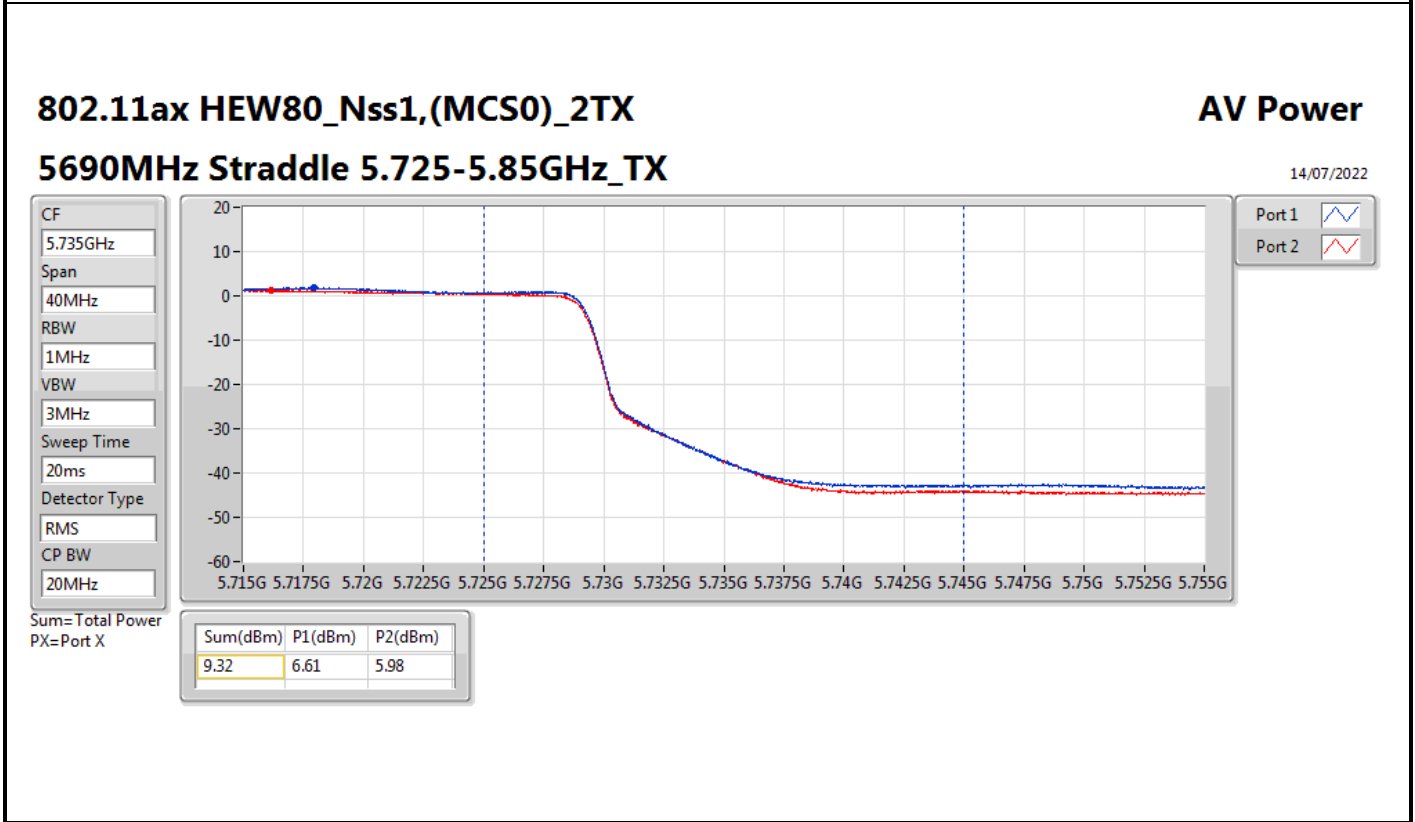
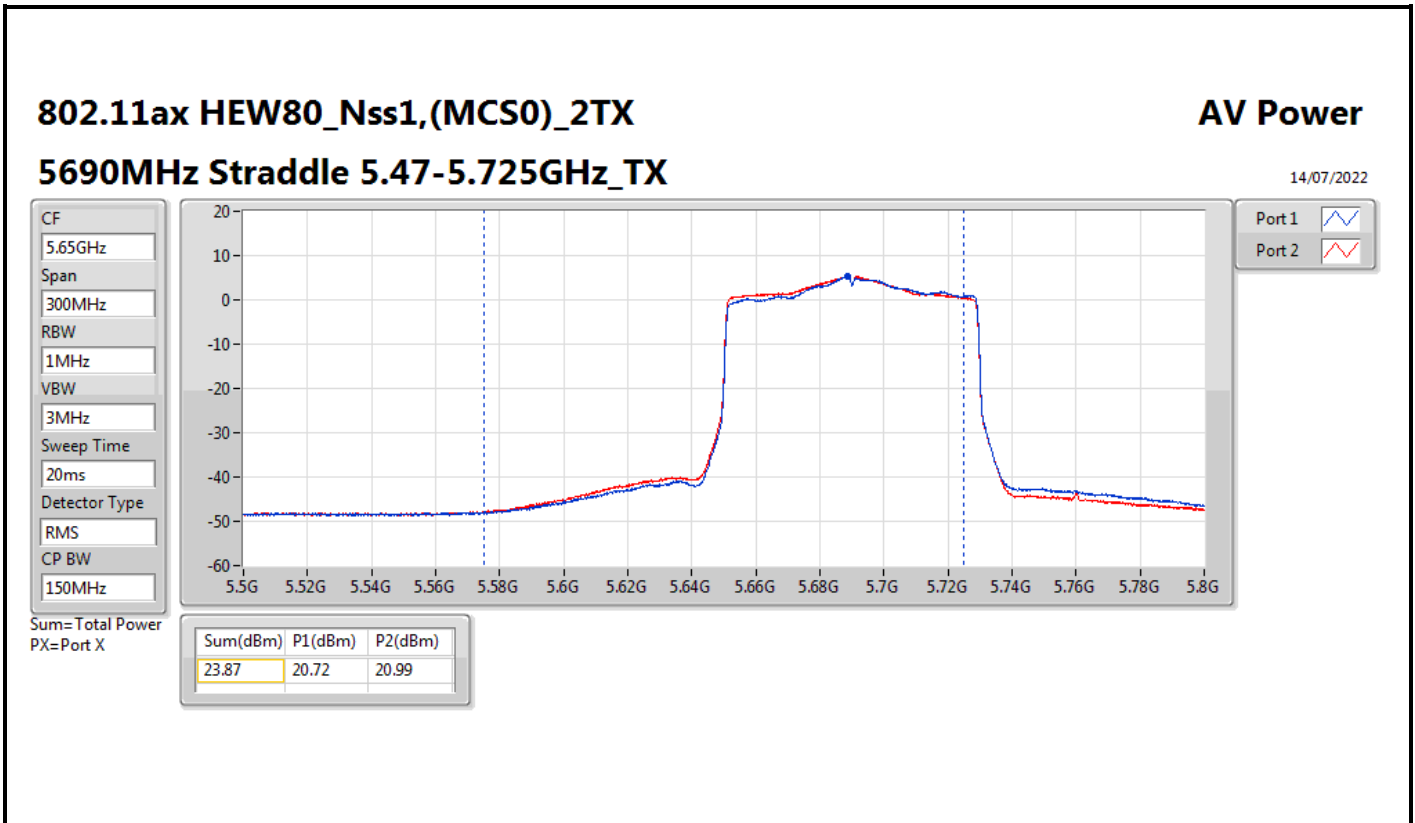


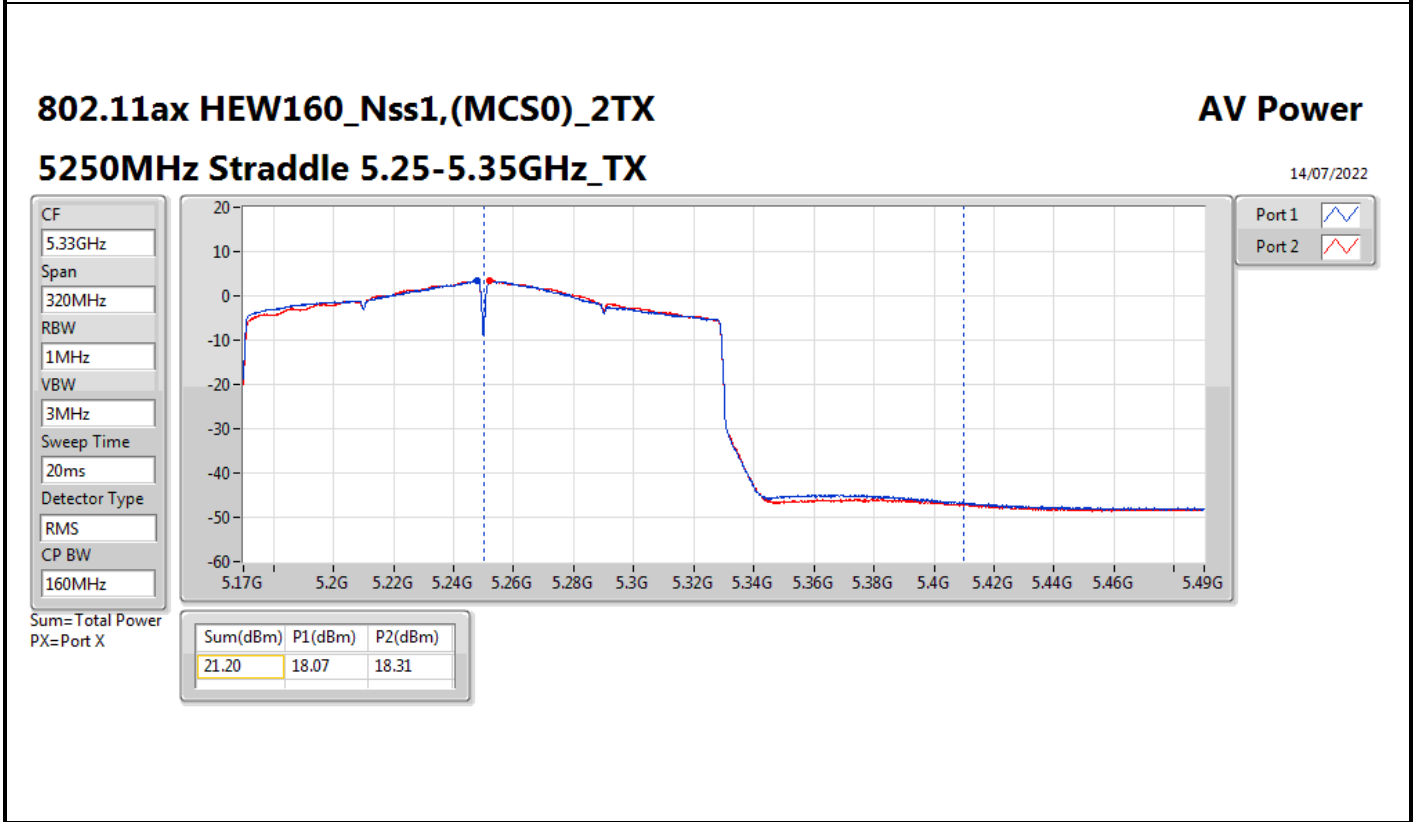
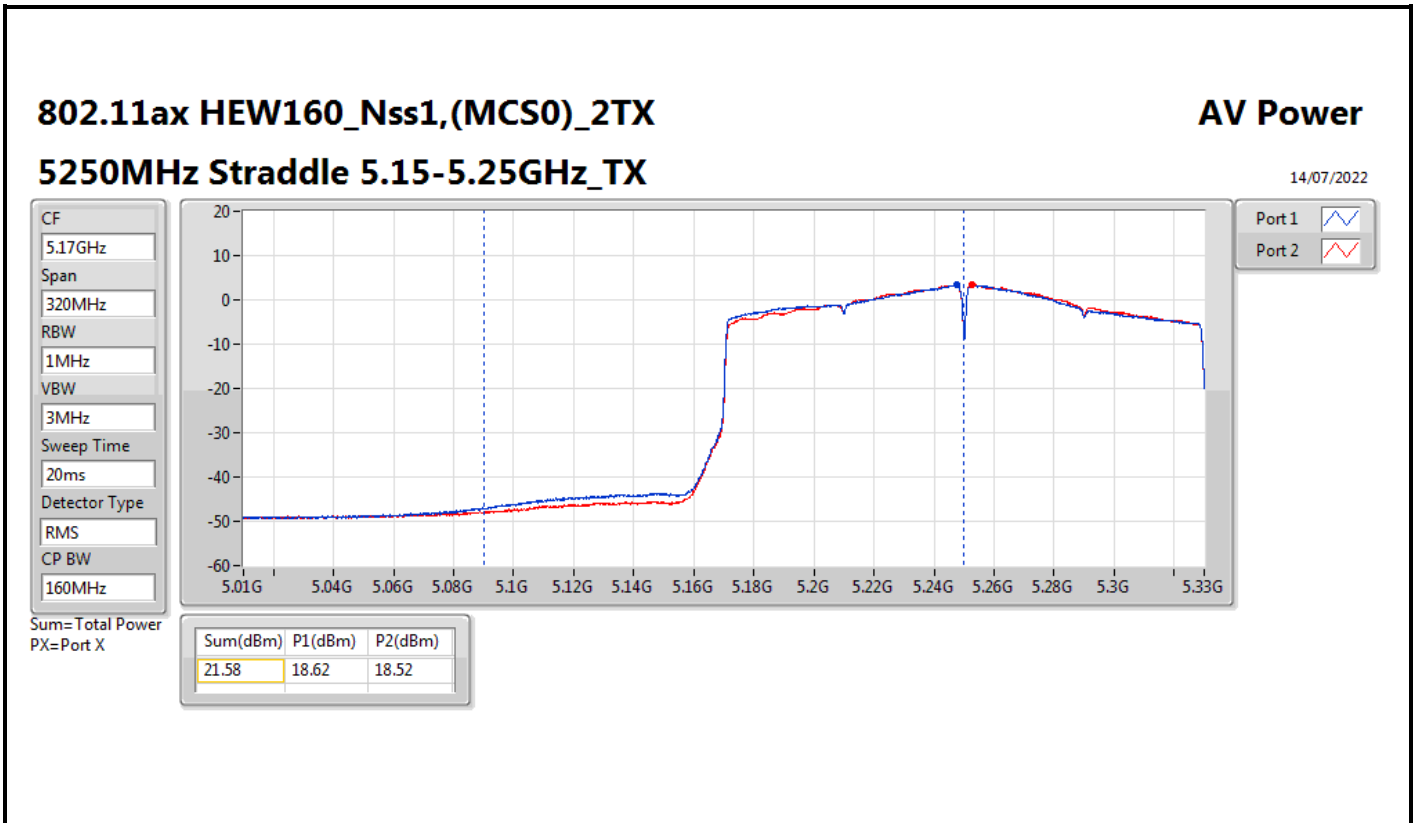
DG = Directional Gain; Port X = Port X output power













Summary

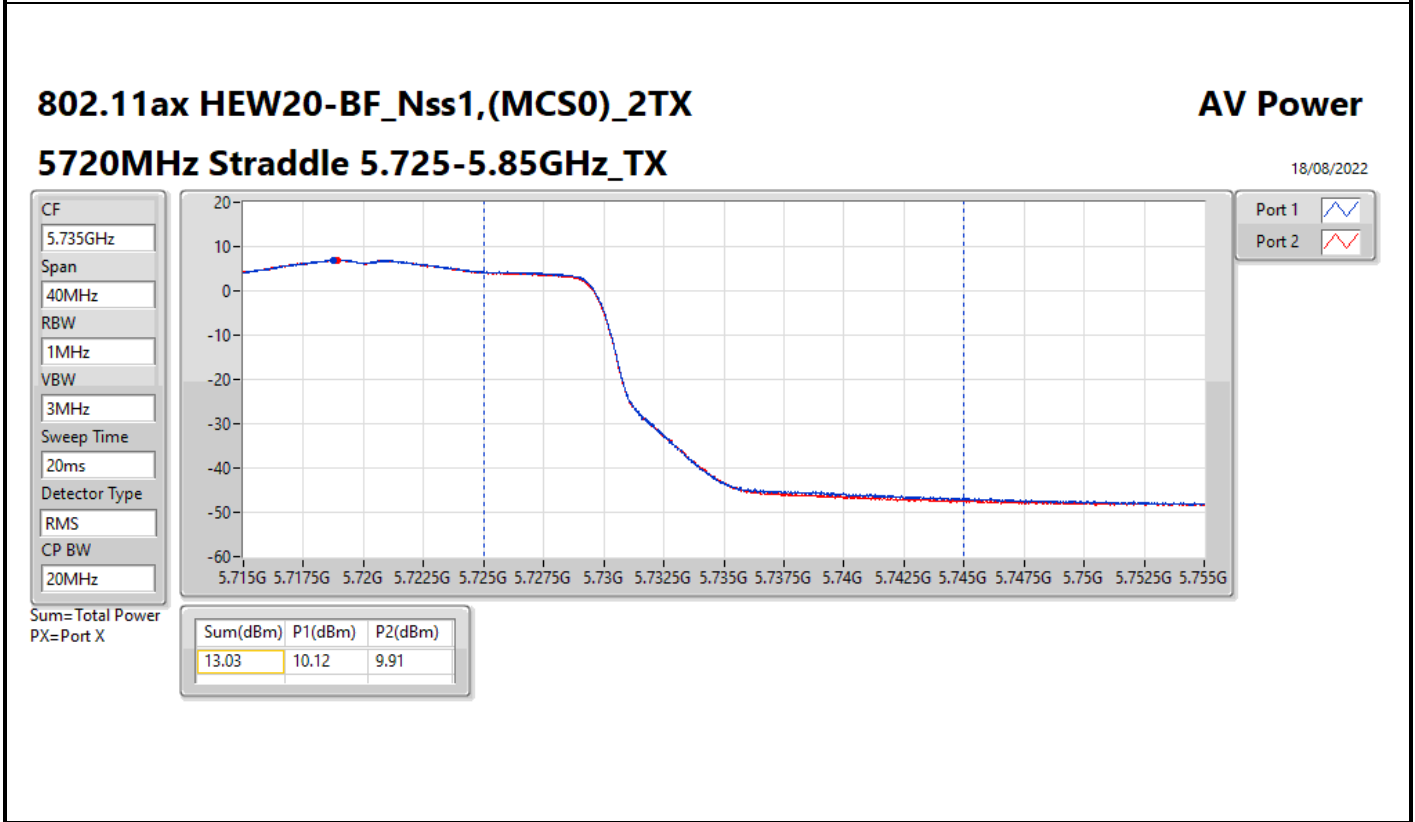
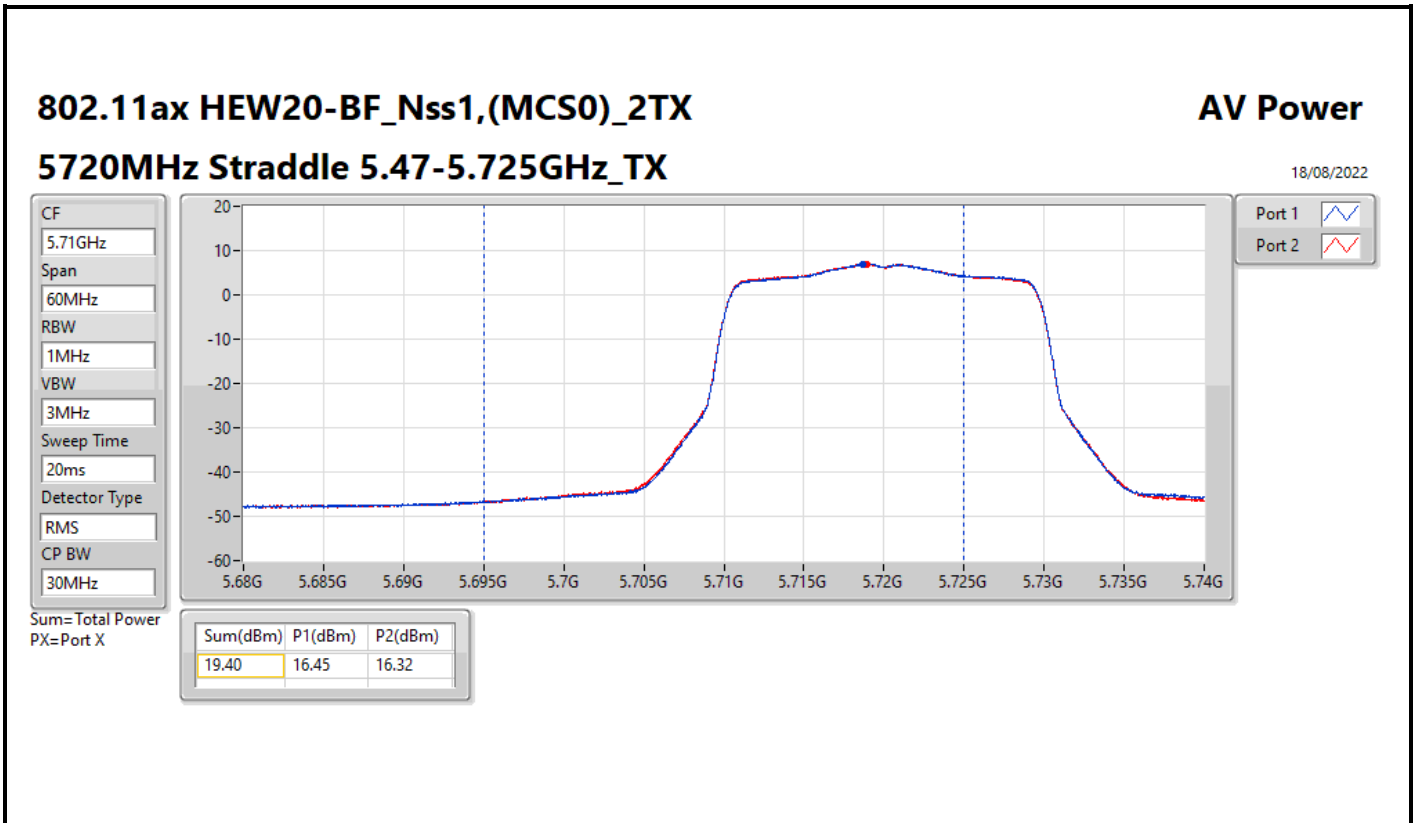
Mode	Total Power (dBm)	Total Power (W)	EIRP (dBm)	EIRP (W)
5.15-5.25GHz	-	-	-	-
802.11ax HEW20-BF_Nss1,(MCS0)_2TX	25.84	0.38371	34.01	2.51768
802.11ax HEW40-BF_Nss1,(MCS0)_2TX	26.09	0.40644	34.26	2.66686
802.11ax HEW80-BF_Nss1,(MCS0)_2TX	23.55	0.22646	31.72	1.48594
802.11ax HEW160-BF_Nss1,(MCS0)_2TX	21.36	0.13677	29.53	0.89743
5.25-5.35GHz	-	-	-	-
802.11ax HEW20-BF_Nss1,(MCS0)_2TX	20.29	0.10691	28.46	0.70146
802.11ax HEW40-BF_Nss1,(MCS0)_2TX	21.29	0.13459	29.46	0.88308
802.11ax HEW80-BF_Nss1,(MCS0)_2TX	21.10	0.12882	29.27	0.84528
802.11ax HEW160-BF_Nss1,(MCS0)_2TX	20.60	0.11482	28.77	0.75336
5.47-5.725GHz	-	-	-	-
802.11ax HEW20-BF_Nss1,(MCS0)_2TX	20.45	0.11092	28.62	0.72778
802.11ax HEW40-BF_Nss1,(MCS0)_2TX	21.31	0.13521	29.48	0.88716
802.11ax HEW80-BF_Nss1,(MCS0)_2TX	21.26	0.13366	29.43	0.87700
802.11ax HEW160-BF_Nss1,(MCS0)_2TX	21.24	0.13305	29.41	0.87297
5.725-5.85GHz	-	-	-	-
802.11ax HEW20-BF_Nss1,(MCS0)_2TX	27.16	0.52000	35.33	3.41193
802.11ax HEW40-BF_Nss1,(MCS0)_2TX	26.80	0.47863	34.97	3.14051
802.11ax HEW80-BF_Nss1,(MCS0)_2TX	25.92	0.39084	34.09	2.56448

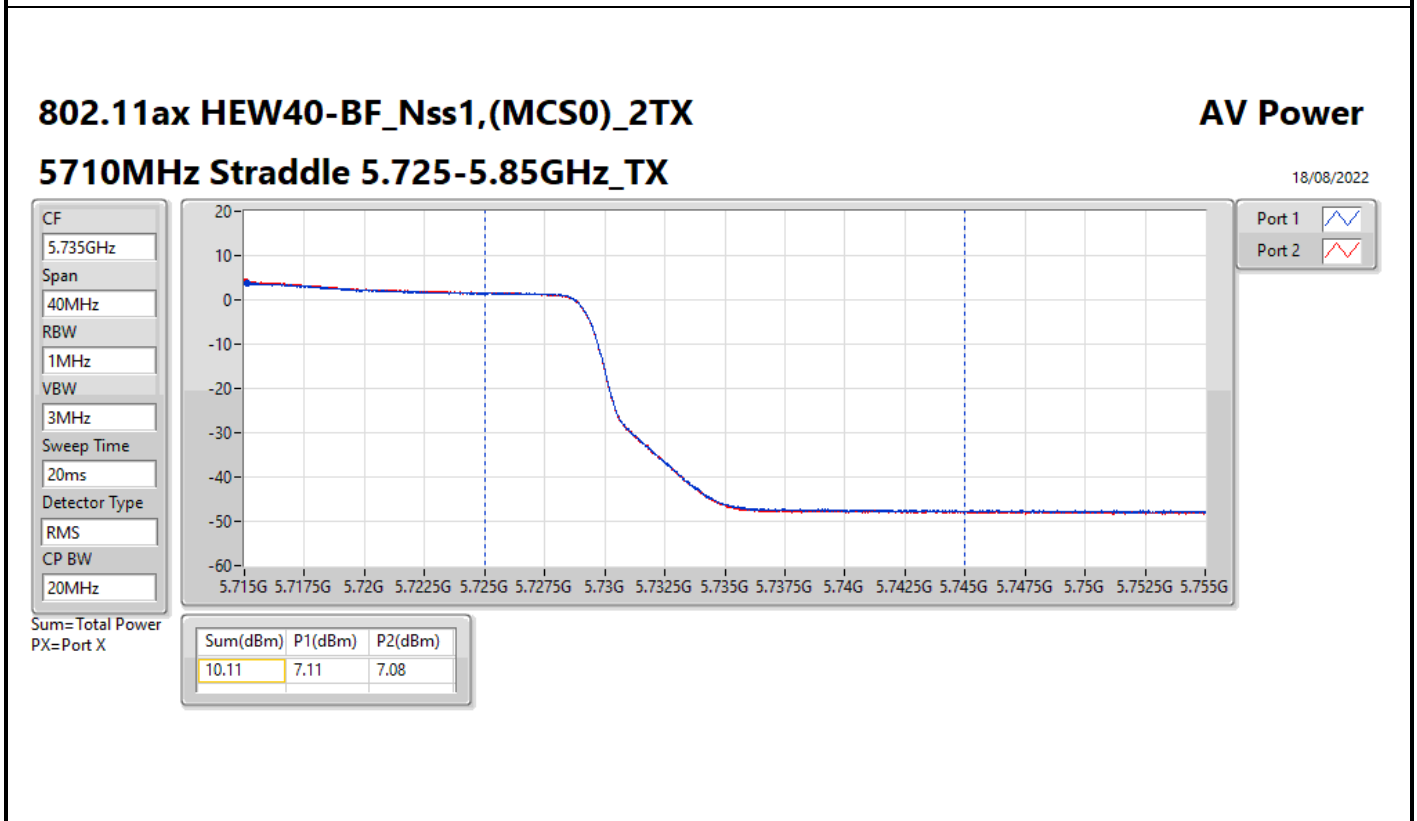
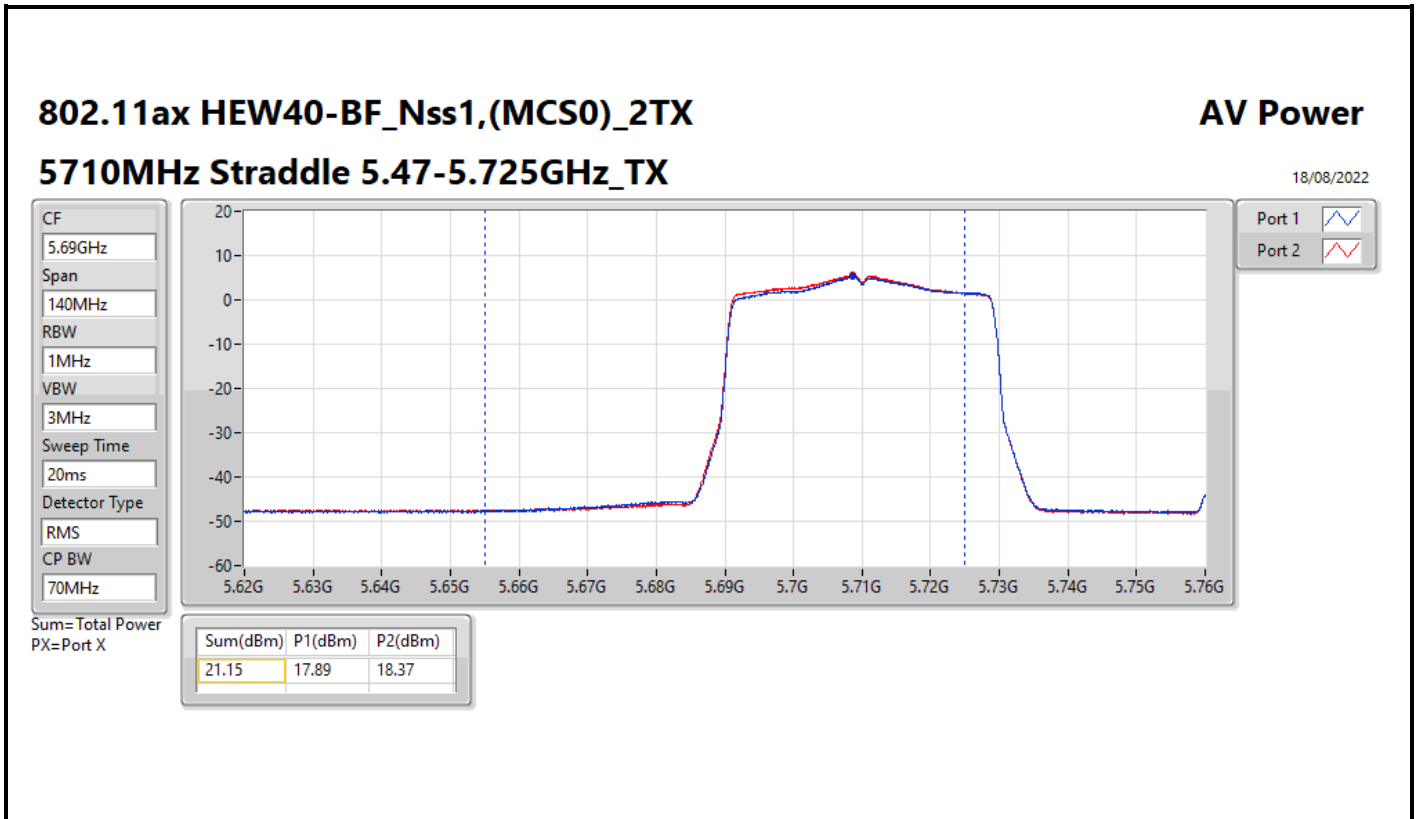


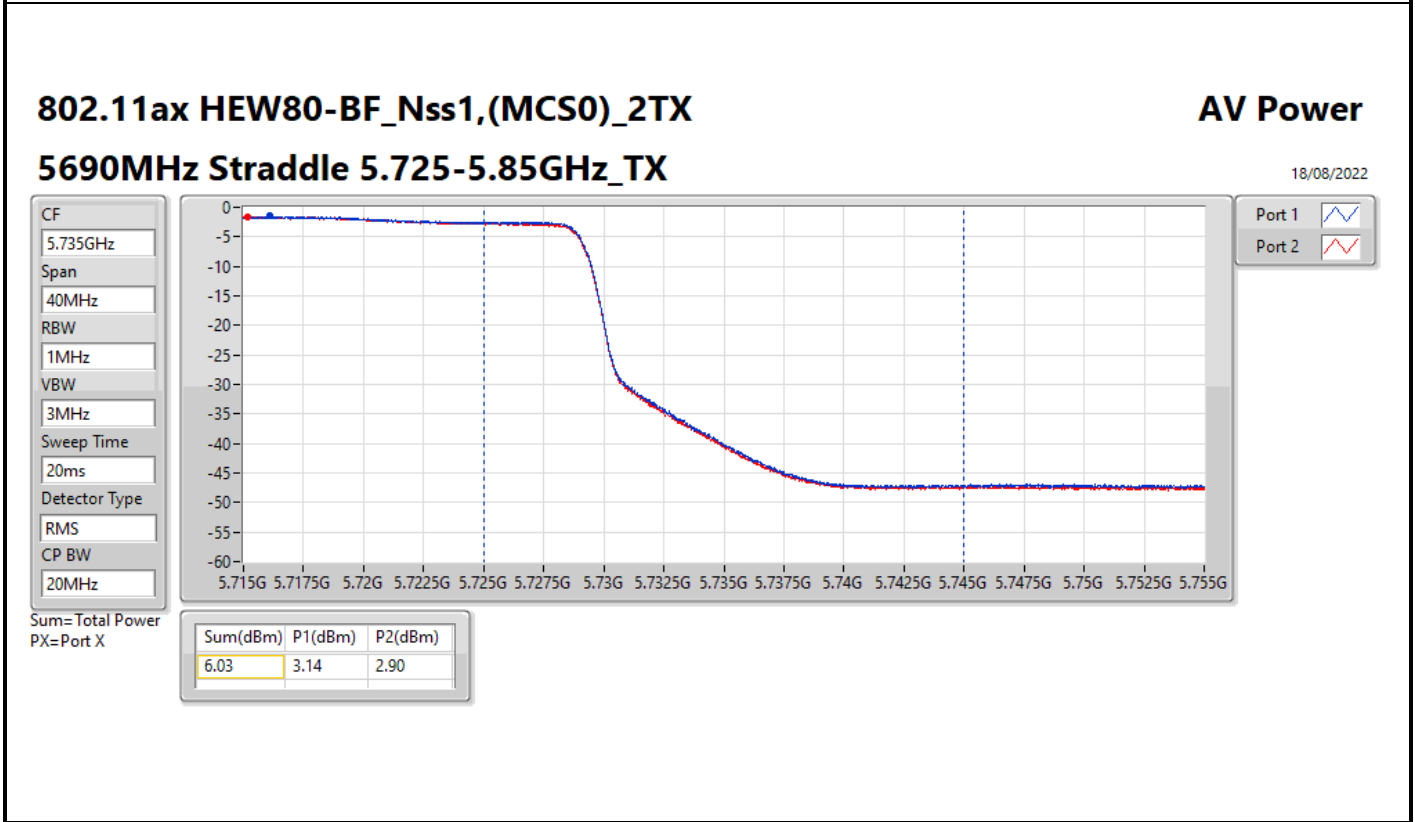
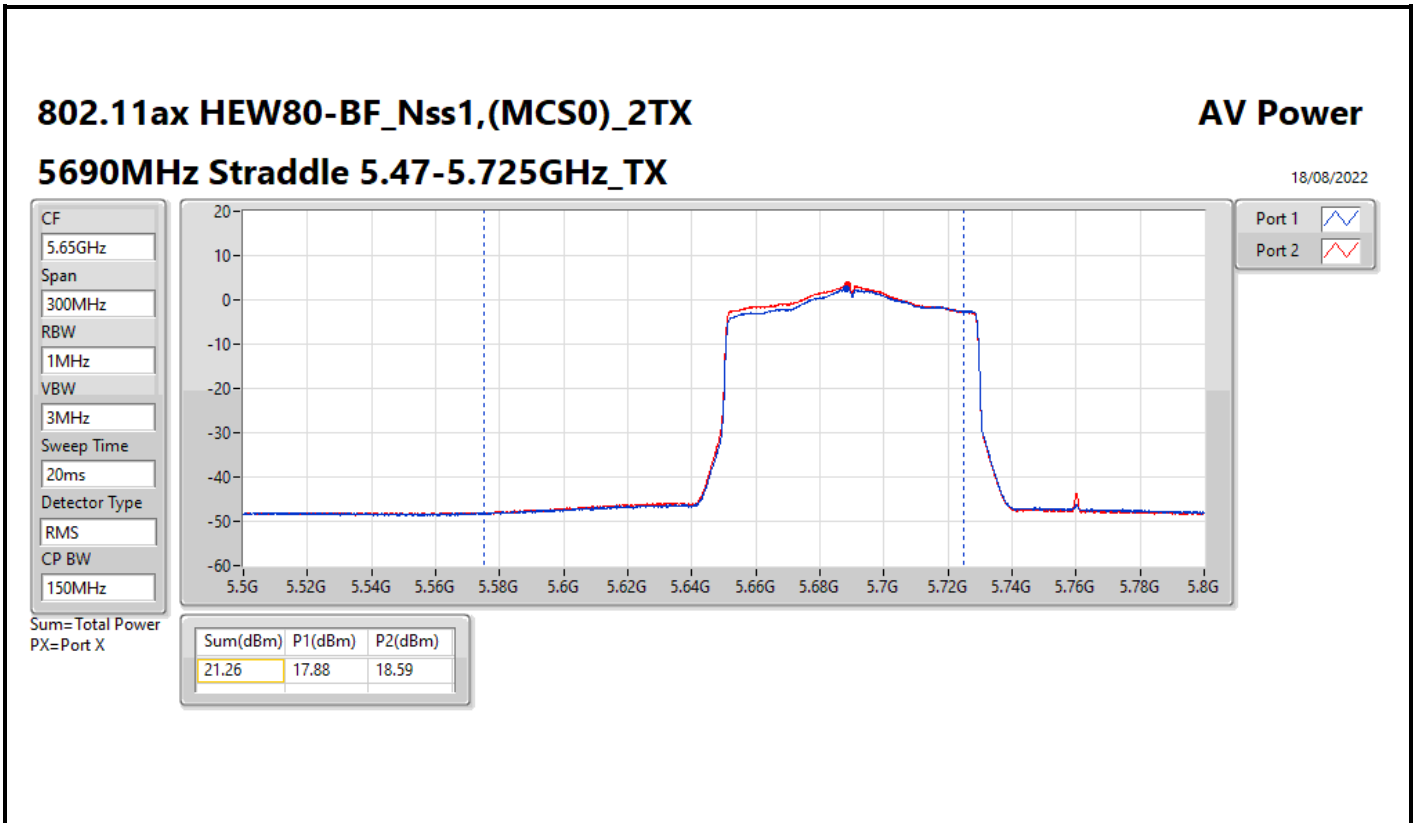
Result

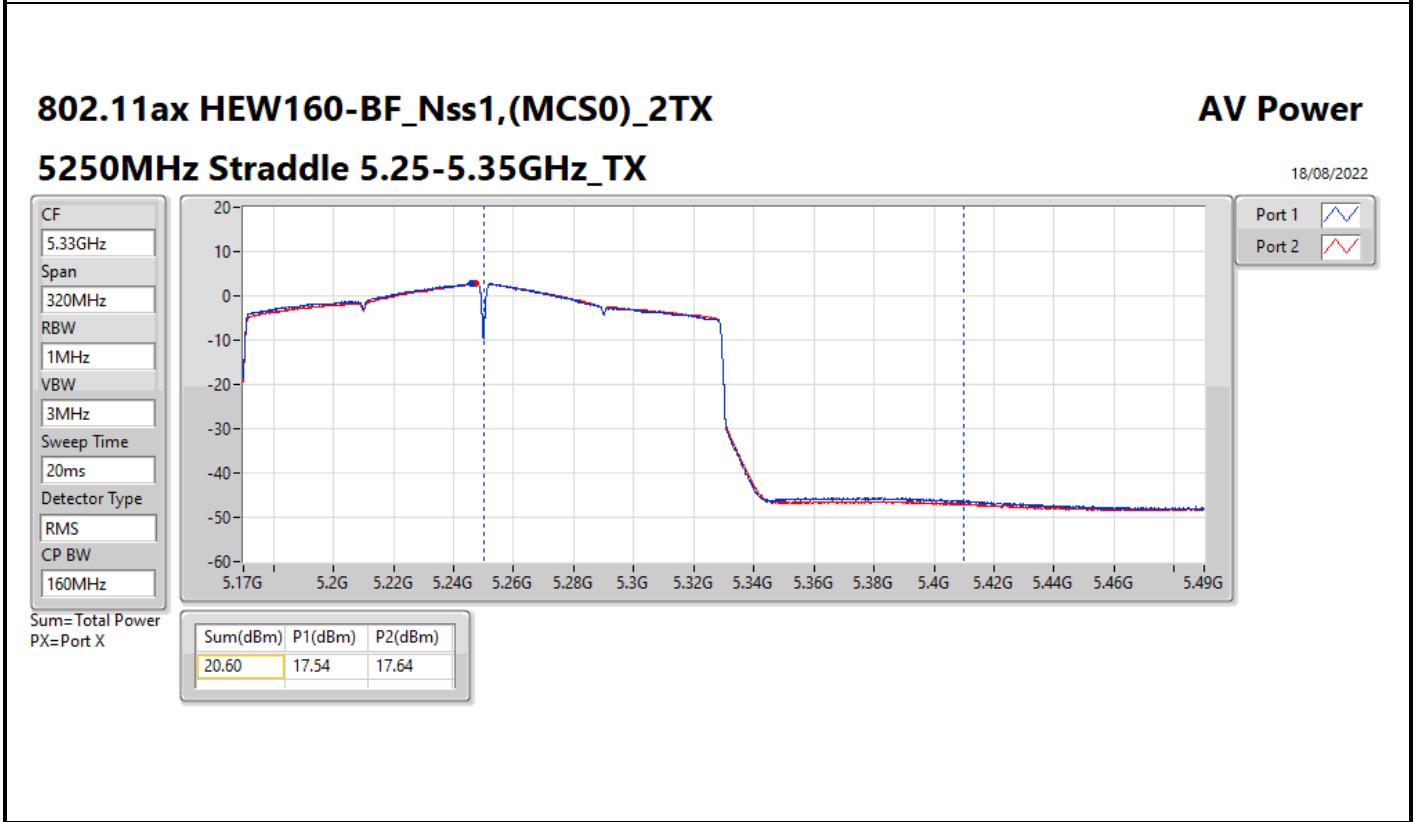
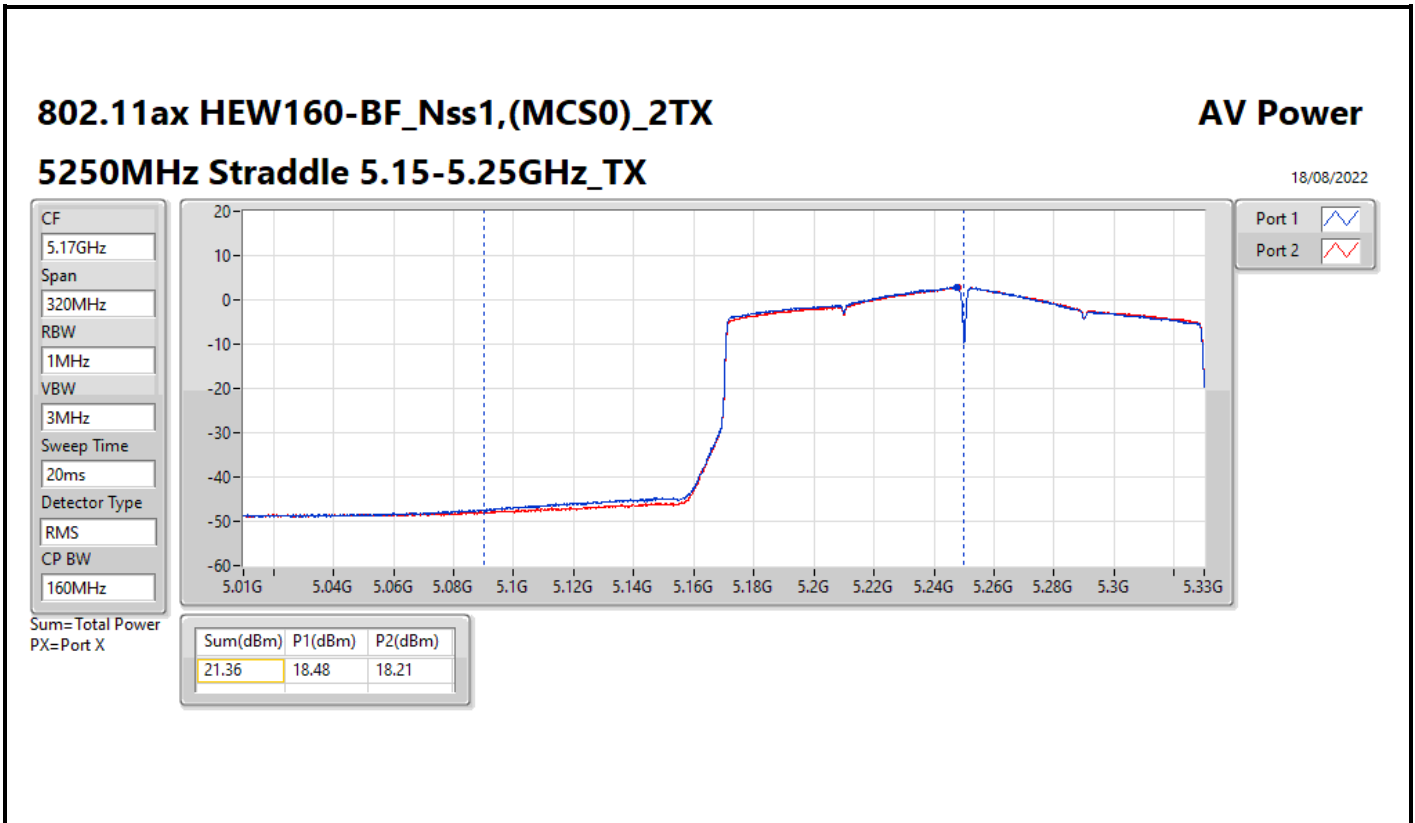
Mode	Result	DG (dBi)	Port 1 (dBm)	Port 2 (dBm)	Total Power (dBm)	Power Limit (dBm)	EIRP (dBm)	EIRP Limit (dBm)
802.11ax HEW20-BF_Nss1,(MCS0)_2TX	-	-	-	-	-	-	-	-
5180MHz	Pass	8.17	21.98	21.32	24.67	27.83	32.84	36.00
5200MHz	Pass	8.17	20.57	21.08	23.84	27.83	32.01	36.00
5240MHz	Pass	8.17	22.73	22.93	25.84	27.83	34.01	36.00
5260MHz	Pass	8.17	17.35	17.18	20.28	21.81	28.45	30.00
5300MHz	Pass	8.17	17.43	17.03	20.24	21.81	28.41	30.00
5320MHz	Pass	8.17	17.63	16.89	20.29	21.81	28.46	30.00
5500MHz	Pass	8.17	17.21	16.98	20.11	21.81	28.28	30.00
5580MHz	Pass	8.17	17.48	17.39	20.45	21.81	28.62	30.00
5700MHz	Pass	8.17	17.35	17.43	20.40	21.81	28.57	30.00
5720MHz Straddle 5.47-5.725GHz	Pass	8.17	16.45	16.32	19.40	21.81	27.57	30.00
5720MHz Straddle 5.725-5.85GHz	Pass	8.17	10.12	9.91	13.03	27.83	21.20	36.00
5745MHz	Pass	8.17	24.18	24.11	27.16	27.83	35.33	36.00
5785MHz	Pass	8.17	22.53	22.26	25.41	27.83	33.58	36.00
5825MHz	Pass	8.17	23.40	23.10	26.26	27.83	34.43	36.00
802.11ax HEW40-BF_Nss1,(MCS0)_2TX	-	-	-	-	-	-	-	-
5190MHz	Pass	8.17	20.65	20.47	23.57	27.83	31.74	36.00
5230MHz	Pass	8.17	22.81	23.34	26.09	27.83	34.26	36.00
5270MHz	Pass	8.17	18.23	18.32	21.29	21.81	29.46	30.00
5310MHz	Pass	8.17	18.21	18.05	21.14	21.81	29.31	30.00
5510MHz	Pass	8.17	18.07	18.12	21.11	21.81	29.28	30.00
5550MHz	Pass	8.17	18.31	18.22	21.28	21.81	29.45	30.00
5670MHz	Pass	8.17	18.25	18.34	21.31	21.81	29.48	30.00
5710MHz Straddle 5.47-5.725GHz	Pass	8.17	17.89	18.37	21.15	21.81	29.32	30.00
5710MHz Straddle 5.725-5.85GHz	Pass	8.17	7.11	7.08	10.11	27.83	18.28	36.00
5755MHz	Pass	8.17	23.78	23.80	26.80	27.83	34.97	36.00
5795MHz	Pass	8.17	23.17	22.74	25.97	27.83	34.14	36.00
802.11ax HEW80-BF_Nss1,(MCS0)_2TX	-	-	-	-	-	-	-	-
5210MHz	Pass	8.17	20.32	20.74	23.55	27.83	31.72	36.00
5290MHz	Pass	8.17	17.92	18.25	21.10	21.81	29.27	30.00
5530MHz	Pass	8.17	18.03	18.36	21.21	21.81	29.38	30.00
5610MHz	Pass	8.17	18.21	18.11	21.17	21.81	29.34	30.00
5690MHz Straddle 5.47-5.725GHz	Pass	8.17	17.88	18.59	21.26	21.81	29.43	30.00
5690MHz Straddle 5.725-5.85GHz	Pass	8.17	3.14	2.90	6.03	27.83	14.20	36.00
5775MHz	Pass	8.17	23.07	22.75	25.92	27.83	34.09	36.00
802.11ax HEW160-BF_Nss1,(MCS0)_2TX	-	-	-	-	-	-	-	-
5250MHz Straddle 5.15-5.25GHz	Pass	8.17	18.48	18.21	21.36	27.83	29.53	36.00
5250MHz Straddle 5.25-5.35GHz	Pass	8.17	17.54	17.64	20.60	21.81	28.77	30.00
5570MHz	Pass	8.17	18.32	18.14	21.24	21.81	29.41	30.00

DG = Directional Gain; Port X = Port X output power









Summary

Mode	PD (dBm/RBW)	EIRP PD (dBm/RBW)
5.15-5.25GHz	-	-
802.11a_Nss1,(6Mbps)_2TX	14.49	22.66
802.11ax HEW20_Nss1,(MCS0)_2TX	14.12	22.29
802.11ax HEW40_Nss1,(MCS0)_2TX	11.60	19.77
802.11ax HEW80_Nss1,(MCS0)_2TX	6.82	14.99
802.11ax HEW160_Nss1,(MCS0)_2TX	4.75	12.92
5.25-5.35GHz	-	-
802.11a_Nss1,(6Mbps)_2TX	8.78	16.95
802.11ax HEW20_Nss1,(MCS0)_2TX	8.57	16.74
802.11ax HEW40_Nss1,(MCS0)_2TX	8.79	16.96
802.11ax HEW80_Nss1,(MCS0)_2TX	6.81	14.98
802.11ax HEW160_Nss1,(MCS0)_2TX	4.82	12.99
5.47-5.725GHz	-	-
802.11a_Nss1,(6Mbps)_2TX	8.51	16.68
802.11ax HEW20_Nss1,(MCS0)_2TX	8.63	16.80
802.11ax HEW40_Nss1,(MCS0)_2TX	8.75	16.92
802.11ax HEW80_Nss1,(MCS0)_2TX	6.77	14.94
802.11ax HEW160_Nss1,(MCS0)_2TX	4.00	12.17
5.725-5.85GHz	-	-
802.11a_Nss1,(6Mbps)_2TX	13.40	21.57
802.11ax HEW20_Nss1,(MCS0)_2TX	14.03	22.20
802.11ax HEW40_Nss1,(MCS0)_2TX	11.12	19.29
802.11ax HEW80_Nss1,(MCS0)_2TX	8.04	16.21

RBW = 500kHz for 5.725-5.85GHz band / 1MHz for other band;

Result

Mode	Result	DG (dBi)	Port 1 (dBm/RBW)	Port 2 (dBm/RBW)	PD (dBm/RBW)	PD Limit (dBm/RBW)	EIRP PD (dBm/RBW)	EIRP PD Limit (dBm/RBW)
802.11a_Nss1,(6Mbps)_2TX	-	-	-	-	-	-	-	-
5180MHz	Pass	8.17	10.90	10.41	13.62	14.83	21.79	23.00
5200MHz	Pass	8.17	9.73	10.30	13.03	14.83	21.20	23.00
5240MHz	Pass	8.17	11.51	11.61	14.49	14.83	22.66	23.00
5260MHz	Pass	8.17	5.34	5.18	8.25	8.83	16.42	17.00
5300MHz	Pass	8.17	5.86	5.81	8.78	8.83	16.95	17.00
5320MHz	Pass	8.17	5.30	5.10	8.15	8.83	16.32	17.00
5500MHz	Pass	8.17	5.58	5.36	8.41	8.83	16.58	17.00
5580MHz	Pass	8.17	5.42	5.69	8.37	8.83	16.54	17.00
5700MHz	Pass	8.17	5.46	5.60	8.51	8.83	16.68	17.00
5720MHz Straddle 5.47-5.725GHz	Pass	8.17	5.10	5.24	8.18	8.83	16.35	17.00
5720MHz Straddle 5.725-5.85GHz	Pass	8.17	0.57	0.68	3.58	27.83	11.75	36.00
5745MHz	Pass	8.17	10.14	9.97	13.01	27.83	21.18	36.00
5785MHz	Pass	8.17	10.38	10.12	13.24	27.83	21.41	36.00
5825MHz	Pass	8.17	10.69	10.14	13.40	27.83	21.57	36.00
802.11ax HEW20_Nss1,(MCS0)_2TX	-	-	-	-	-	-	-	-
5180MHz	Pass	8.17	10.09	9.62	12.82	14.83	20.99	23.00
5200MHz	Pass	8.17	8.91	9.45	12.17	14.83	20.34	23.00
5240MHz	Pass	8.17	11.07	11.16	14.12	14.83	22.29	23.00
5260MHz	Pass	8.17	5.53	5.12	8.32	8.83	16.49	17.00
5300MHz	Pass	8.17	5.68	5.27	8.36	8.83	16.53	17.00
5320MHz	Pass	8.17	6.02	5.27	8.57	8.83	16.74	17.00
5500MHz	Pass	8.17	5.47	5.27	8.35	8.83	16.52	17.00
5580MHz	Pass	8.17	5.50	5.67	8.50	8.83	16.67	17.00
5700MHz	Pass	8.17	5.55	5.79	8.63	8.83	16.80	17.00
5720MHz Straddle 5.47-5.725GHz	Pass	8.17	5.57	5.15	8.36	8.83	16.53	17.00
5720MHz Straddle 5.725-5.85GHz	Pass	8.17	1.47	1.18	4.26	27.83	12.43	36.00
5745MHz	Pass	8.17	11.26	10.83	14.03	27.83	22.20	36.00
5785MHz	Pass	8.17	9.84	9.02	12.43	27.83	20.60	36.00
5825MHz	Pass	8.17	10.27	9.84	13.02	27.83	21.19	36.00
802.11ax HEW40_Nss1,(MCS0)_2TX	-	-	-	-	-	-	-	-
5190MHz	Pass	8.17	6.35	6.13	9.21	14.83	17.38	23.00
5230MHz	Pass	8.17	8.42	8.84	11.60	14.83	19.77	23.00
5270MHz	Pass	8.17	6.09	5.55	8.75	8.83	16.92	17.00
5310MHz	Pass	8.17	6.04	5.72	8.79	8.83	16.96	17.00
5510MHz	Pass	8.17	5.69	5.71	8.71	8.83	16.88	17.00
5550MHz	Pass	8.17	5.86	5.65	8.75	8.83	16.92	17.00
5670MHz	Pass	8.17	5.07	5.28	8.18	8.83	16.35	17.00
5710MHz Straddle 5.47-5.725GHz	Pass	8.17	5.61	5.87	8.74	8.83	16.91	17.00
5710MHz Straddle 5.725-5.85GHz	Pass	8.17	0.97	1.05	3.95	27.83	12.12	36.00
5755MHz	Pass	8.17	8.33	7.97	11.12	27.83	19.29	36.00
5795MHz	Pass	8.17	7.62	6.85	10.26	27.83	18.43	36.00
802.11ax HEW80_Nss1,(MCS0)_2TX	-	-	-	-	-	-	-	-
5210MHz	Pass	8.17	3.60	4.09	6.82	14.83	14.99	23.00
5290MHz	Pass	8.17	4.08	3.57	6.81	8.83	14.98	17.00
5530MHz	Pass	8.17	3.97	3.64	6.77	8.83	14.94	17.00
5610MHz	Pass	8.17	3.51	3.91	6.66	8.83	14.83	17.00
5690MHz Straddle 5.47-5.725GHz	Pass	8.17	3.77	3.76	6.77	8.83	14.94	17.00
5690MHz Straddle 5.725-5.85GHz	Pass	8.17	-2.10	-2.49	0.62	27.83	8.79	36.00
5775MHz	Pass	8.17	5.39	4.77	8.04	27.83	16.21	36.00
802.11ax HEW160_Nss1,(MCS0)_2TX	-	-	-	-	-	-	-	-
5250MHz Straddle 5.15-5.25GHz	Pass	8.17	1.85	1.68	4.75	14.83	12.92	23.00
5250MHz Straddle 5.25-5.35GHz	Pass	8.17	1.79	1.95	4.82	8.83	12.99	17.00
5570MHz	Pass	8.17	0.84	1.30	4.00	8.83	12.17	17.00



DG = Directional Gain; RBW = 500kHz for 5.725-5.85GHz band / 1MHz for other band;
PD = trace bin-by-bin of each transmits port summing can be performed maximum power density; Port X = Port X Power Density;

802.11a_Nss1,(6Mbps)_2TX

PSD

5180MHz

14/07/2022

CF
5.18GHz

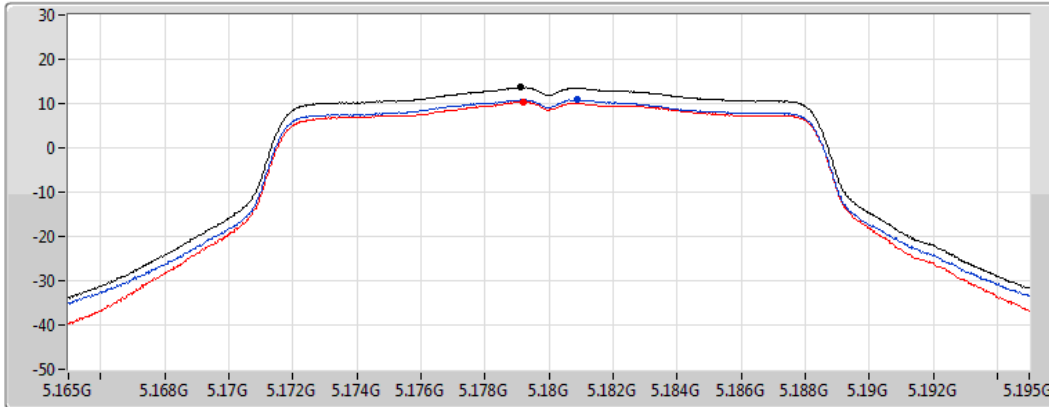
Span
30MHz


RBW
1MHz


VBW
3MHz


Sweep Time
20ms

Detector Type
RMS



Sum 

Port 1 

Port 2 

Sum	PD	Port 1	Port 2
(dBm/RBW)	(dBm/RBW)	(dBm/RBW)	(dBm/RBW)
13.62	13.62	10.90	10.41

802.11a_Nss1,(6Mbps)_2TX

PSD

5200MHz

14/07/2022

CF
5.2GHz

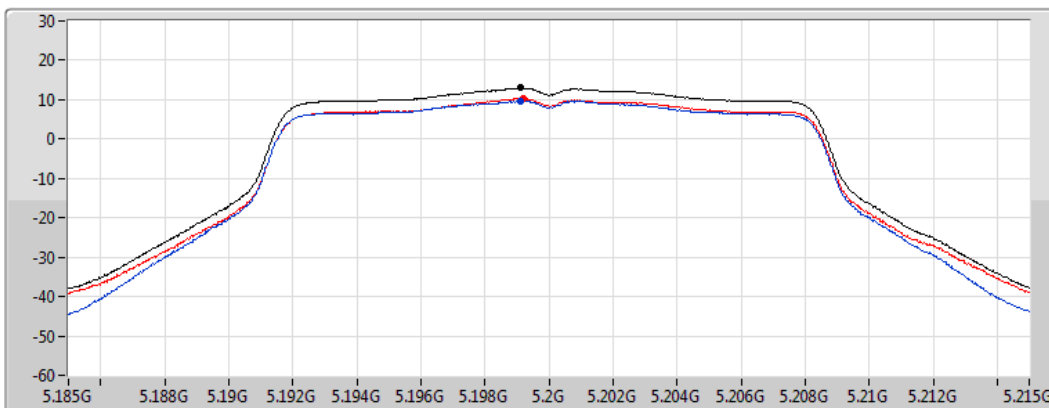
Span
30MHz


RBW
1MHz


VBW
3MHz


Sweep Time
20ms

Detector Type
RMS



Sum 

Port 1 

Port 2 

Sum	PD	Port 1	Port 2
(dBm/RBW)	(dBm/RBW)	(dBm/RBW)	(dBm/RBW)
13.03	13.03	9.73	10.30

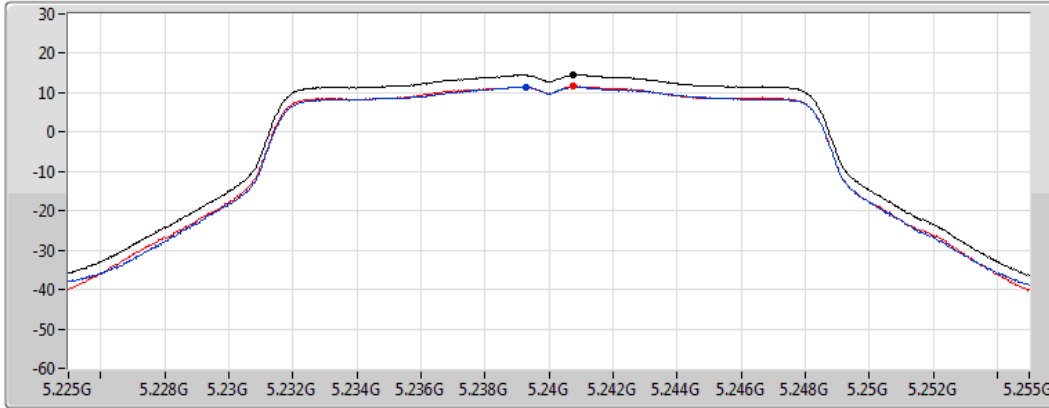
802.11a_Nss1,(6Mbps)_2TX




PSD

5240MHz

15/07/2022

CF
5.24GHz
Span
30MHz
RBW
1MHz
VBW
3MHz
Sweep Time
20ms
Detector Type
RMS



Sum 
Port 1 
Port 2 

Sum	PD	Port 1	Port 2
(dBm/RBW)	(dBm/RBW)	(dBm/RBW)	(dBm/RBW)
14.49	14.49	11.51	11.61

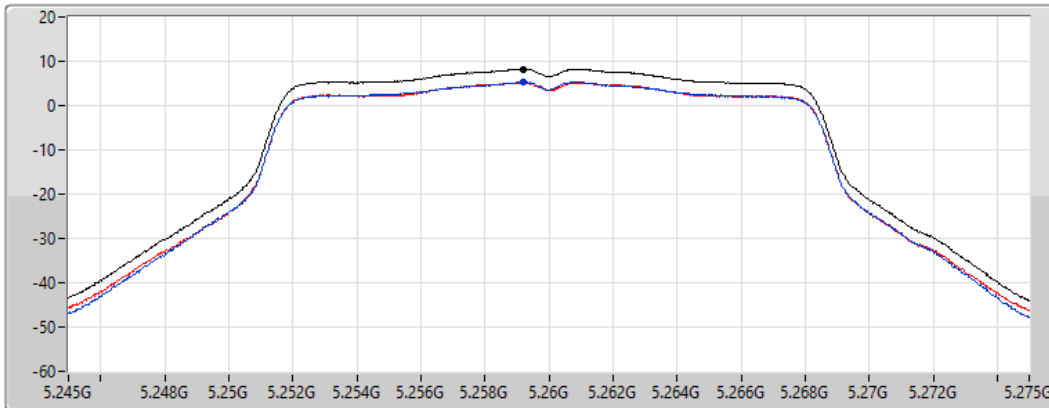
802.11a_Nss1,(6Mbps)_2TX




PSD

5260MHz

08/07/2022

CF
5.26GHz
Span
30MHz
RBW
1MHz
VBW
3MHz
Sweep Time
20ms
Detector Type
RMS



Sum 
Port 1 
Port 2 

Sum	PD	Port 1	Port 2
(dBm/RBW)	(dBm/RBW)	(dBm/RBW)	(dBm/RBW)
8.25	8.25	5.34	5.18

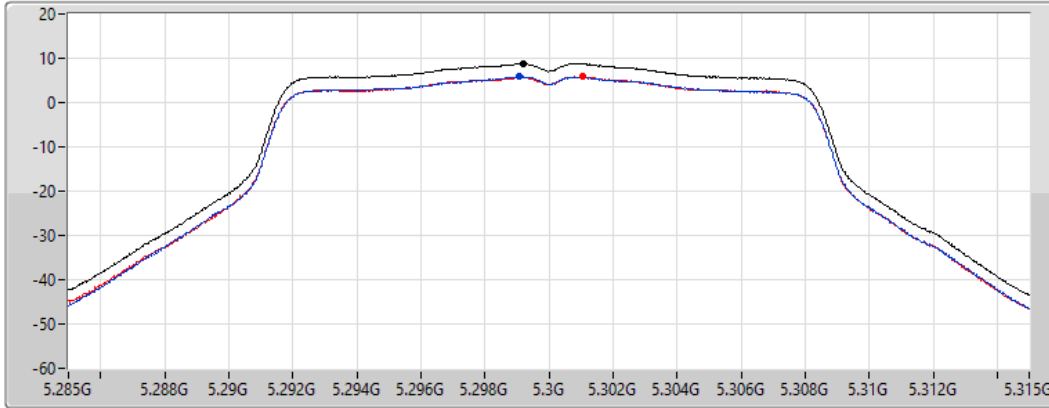
802.11a_Nss1,(6Mbps)_2TX

PSD

5300MHz

08/07/2022

CF
5.3GHz
Span
30MHz
RBW
1MHz
VBW
3MHz
Sweep Time
20ms
Detector Type
RMS



Sum
Port 1
Port 2

Sum	PD	Port 1	Port 2
(dBm/RBW)	(dBm/RBW)	(dBm/RBW)	(dBm/RBW)
8.78	8.78	5.86	5.81

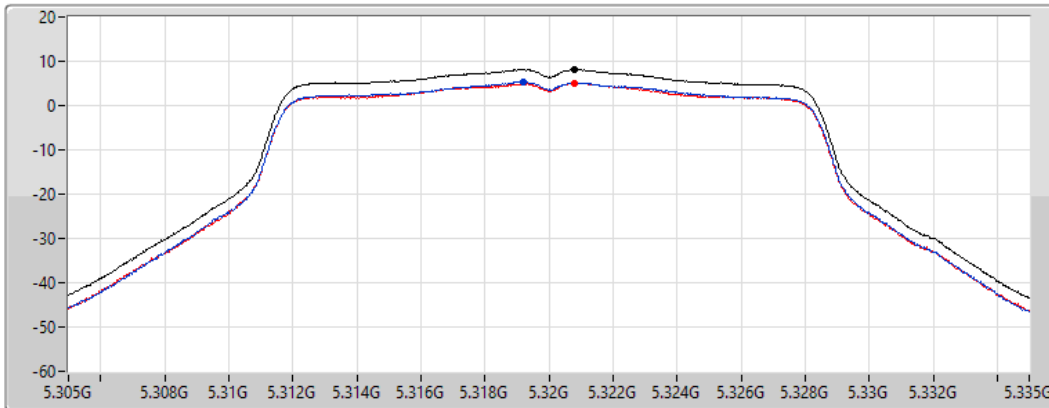
802.11a_Nss1,(6Mbps)_2TX

PSD

5320MHz

08/07/2022

CF
5.32GHz
Span
30MHz
RBW
1MHz
VBW
3MHz
Sweep Time
20ms
Detector Type
RMS



Sum
Port 1
Port 2

Sum	PD	Port 1	Port 2
(dBm/RBW)	(dBm/RBW)	(dBm/RBW)	(dBm/RBW)
8.15	8.15	5.30	5.10

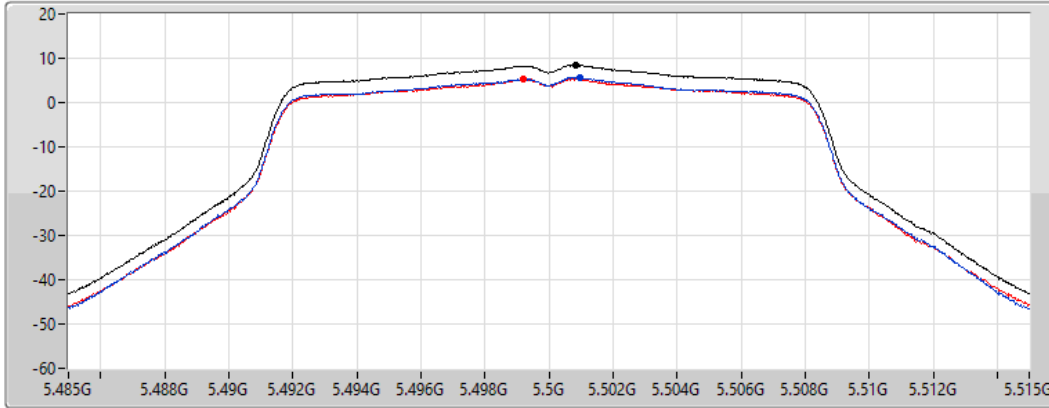
802.11a_Nss1,(6Mbps)_2TX

PSD

5500MHz

08/07/2022

CF
5.5GHz
Span
30MHz
RBW
1MHz
VBW
3MHz
Sweep Time
20ms
Detector Type
RMS



Sum
Port 1
Port 2

Sum	PD	Port 1	Port 2
(dBm/RBW)	(dBm/RBW)	(dBm/RBW)	(dBm/RBW)
8.41	8.41	5.58	5.36

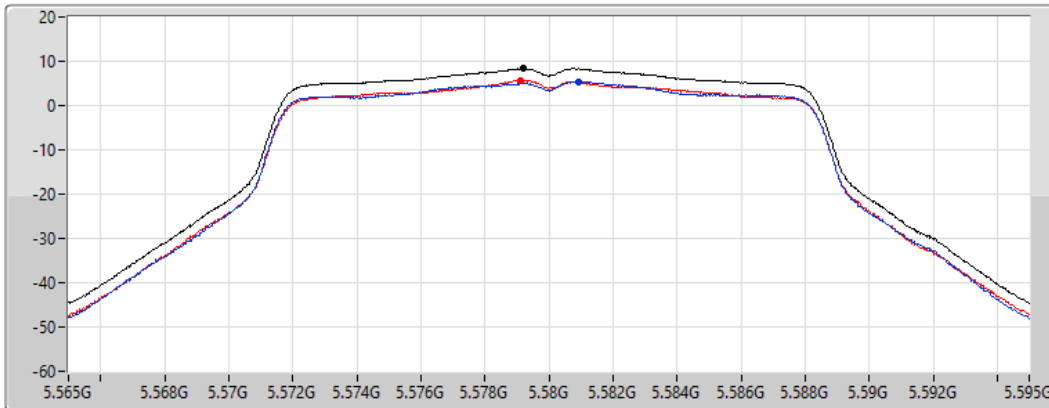
802.11a_Nss1,(6Mbps)_2TX

PSD

5580MHz

08/07/2022

CF
5.58GHz
Span
30MHz
RBW
1MHz
VBW
3MHz
Sweep Time
20ms
Detector Type
RMS



Sum
Port 1
Port 2

Sum	PD	Port 1	Port 2
(dBm/RBW)	(dBm/RBW)	(dBm/RBW)	(dBm/RBW)
8.37	8.37	5.42	5.69

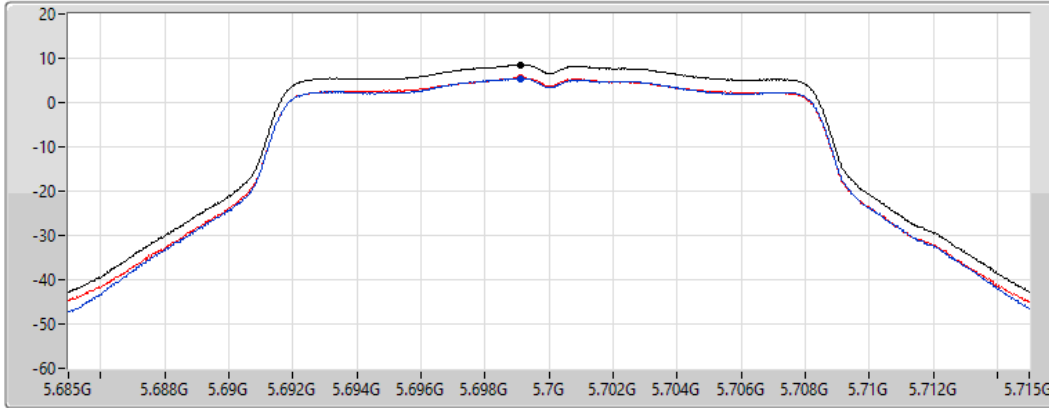
802.11a_Nss1,(6Mbps)_2TX

PSD

5700MHz

08/07/2022

CF
5.7GHz
Span
30MHz
RBW
1MHz
VBW
3MHz
Sweep Time
20ms
Detector Type
RMS



Sum
Port 1
Port 2

Sum	PD	Port 1	Port 2
(dBm/RBW)	(dBm/RBW)	(dBm/RBW)	(dBm/RBW)
8.51	8.51	5.46	5.60

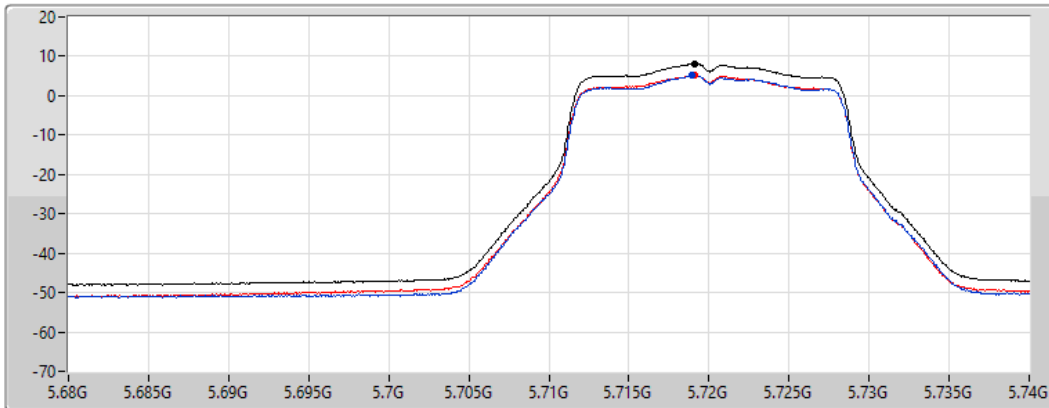
802.11a_Nss1,(6Mbps)_2TX

PSD

5720MHz Straddle 5.47-5.725GHz

08/07/2022

CF
5.71GHz
Span
60MHz
RBW
1MHz
VBW
3MHz
Sweep Time
20ms
Detector Type
RMS



Sum
Port 1
Port 2

Sum	PD	Port 1	Port 2
(dBm/RBW)	(dBm/RBW)	(dBm/RBW)	(dBm/RBW)
8.18	8.18	5.10	5.24

802.11a_Nss1,(6Mbps)_2TX

PSD

5720MHz Straddle 5.725-5.85GHz

08/07/2022

CF
5.735GHz

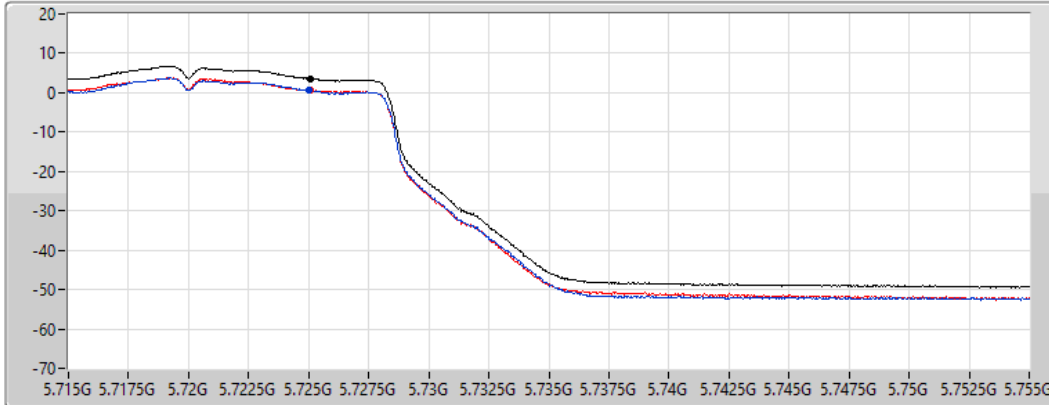
Span
40MHz


RBW
500kHz


VBW
3MHz


Sweep Time
20ms

Detector Type
RMS



Sum 

Port 1 

Port 2 

Sum	PD	Port 1	Port 2
(dBm/RBW)	(dBm/RBW)	(dBm/RBW)	(dBm/RBW)
3.58	3.58	0.57	0.68

802.11a_Nss1,(6Mbps)_2TX

PSD

5745MHz

08/07/2022

CF
5.745GHz

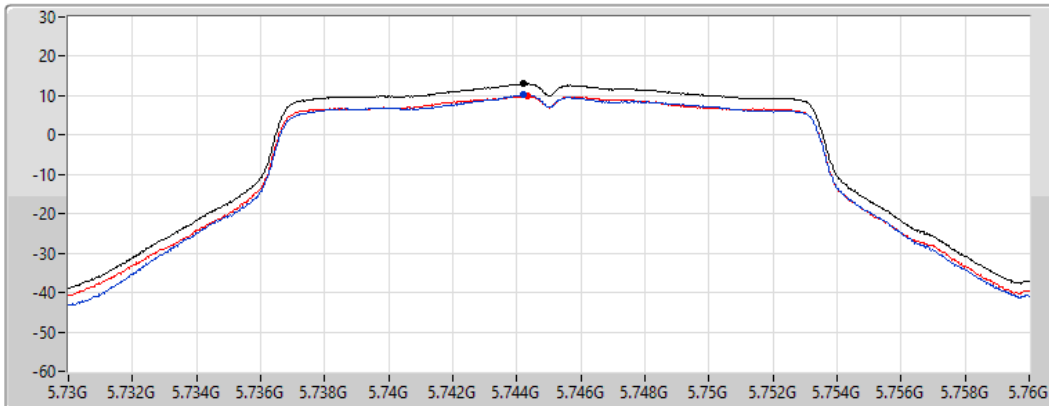
Span
30MHz


RBW
500kHz


VBW
3MHz


Sweep Time
20ms

Detector Type
RMS



Sum 

Port 1 

Port 2 

Sum	PD	Port 1	Port 2
(dBm/RBW)	(dBm/RBW)	(dBm/RBW)	(dBm/RBW)
13.01	13.01	10.14	9.97

802.11a_Nss1,(6Mbps)_2TX

PSD

5785MHz

08/07/2022

CF
5.785GHz

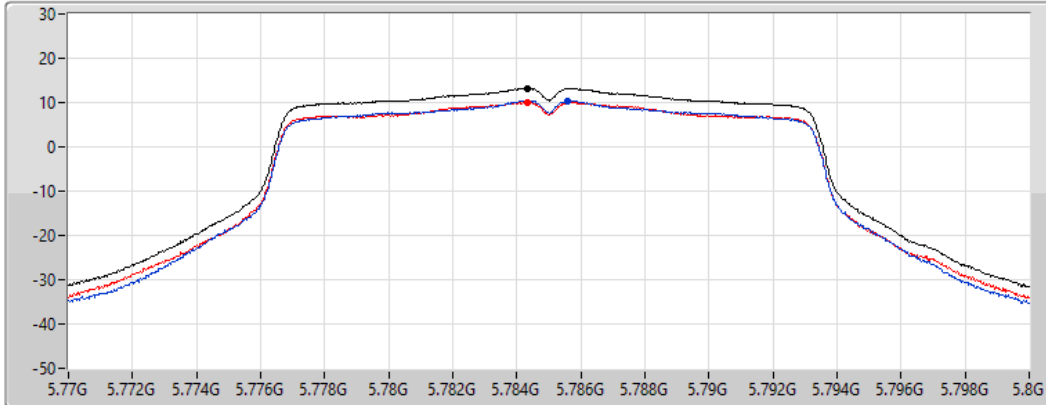
Span
30MHz

RBW
500kHz

VBW
3MHz

Sweep Time
20ms

Detector Type
RMS



Sum

Port 1

Port 2

Sum	PD	Port 1	Port 2
(dBm/RBW)	(dBm/RBW)	(dBm/RBW)	(dBm/RBW)
13.24	13.24	10.38	10.12

802.11a_Nss1,(6Mbps)_2TX

PSD

5825MHz

08/07/2022

CF
5.825GHz

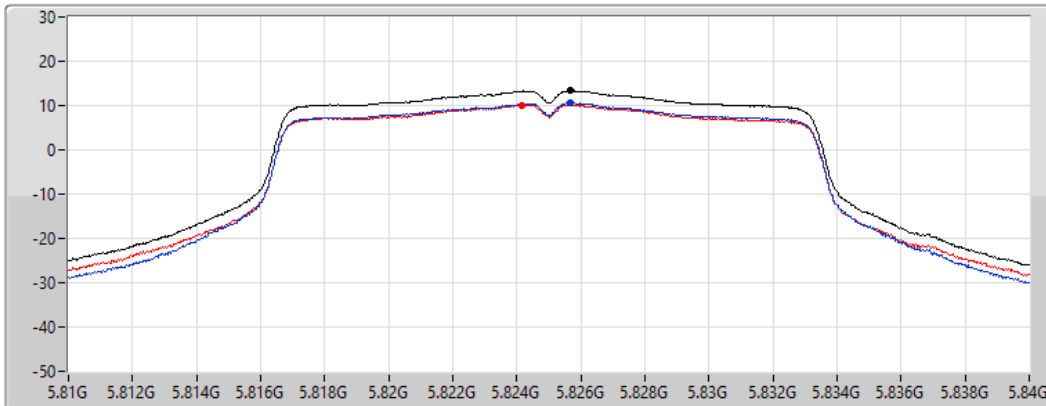
Span
30MHz

RBW
500kHz

VBW
3MHz

Sweep Time
20ms

Detector Type
RMS



Sum

Port 1

Port 2

Sum	PD	Port 1	Port 2
(dBm/RBW)	(dBm/RBW)	(dBm/RBW)	(dBm/RBW)
13.40	13.40	10.69	10.14

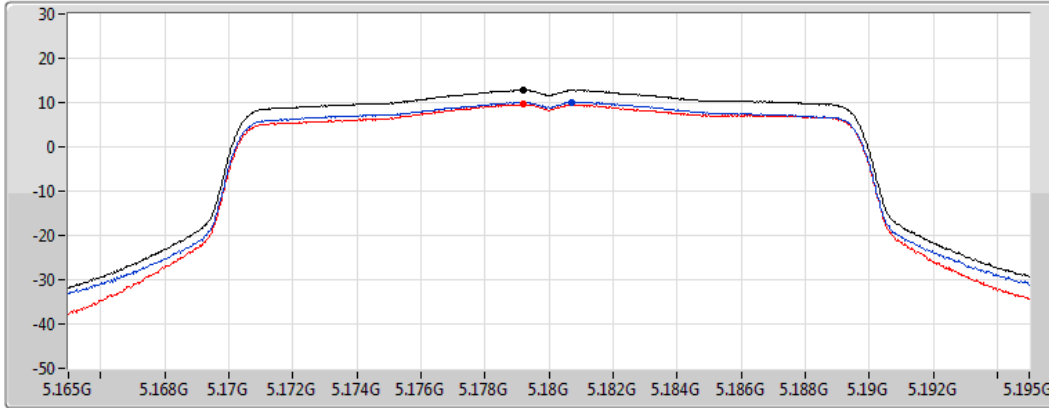
802.11ax HEW20_Nss1,(MCS0)_2TX

PSD

5180MHz

14/07/2022

CF
5.18GHz
Span
30MHz
RBW
1MHz
VBW
3MHz
Sweep Time
20ms
Detector Type
RMS



Sum
Port 1
Port 2

Sum	PD	Port 1	Port 2
(dBm/RBW)	(dBm/RBW)	(dBm/RBW)	(dBm/RBW)
12.82	12.82	10.09	9.62

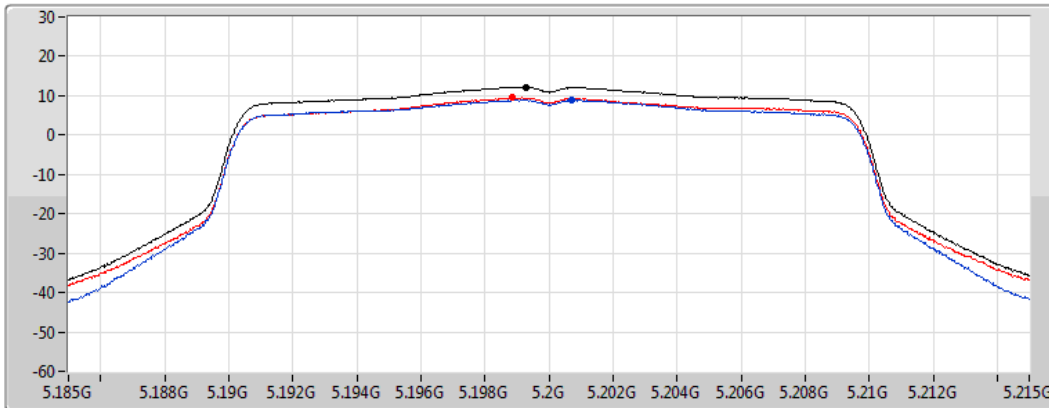
802.11ax HEW20_Nss1,(MCS0)_2TX

PSD

5200MHz

14/07/2022

CF
5.2GHz
Span
30MHz
RBW
1MHz
VBW
3MHz
Sweep Time
20ms
Detector Type
RMS



Sum
Port 1
Port 2

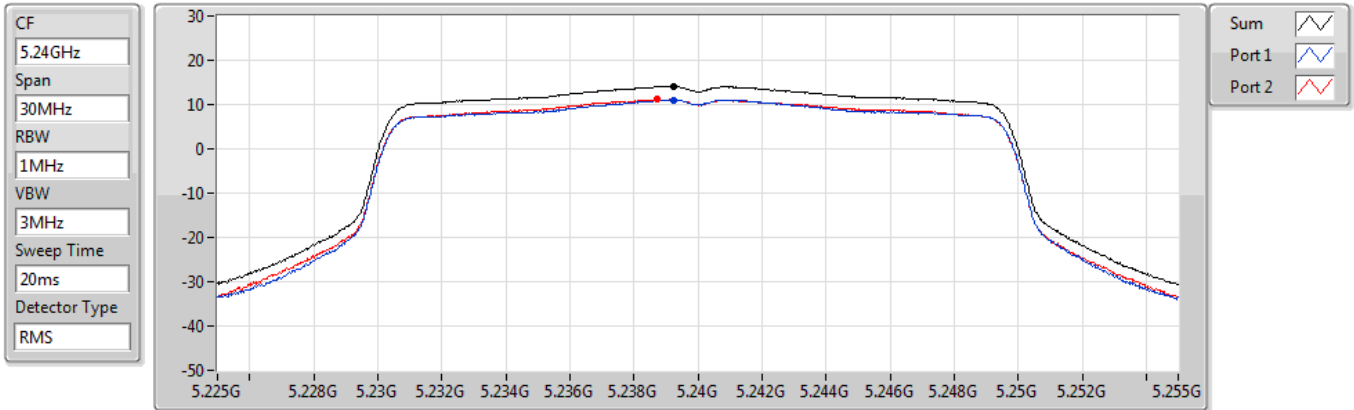
Sum	PD	Port 1	Port 2
(dBm/RBW)	(dBm/RBW)	(dBm/RBW)	(dBm/RBW)
12.17	12.17	8.91	9.45

802.11ax HEW20_Nss1,(MCS0)_2TX

PSD

5240MHz

14/07/2022



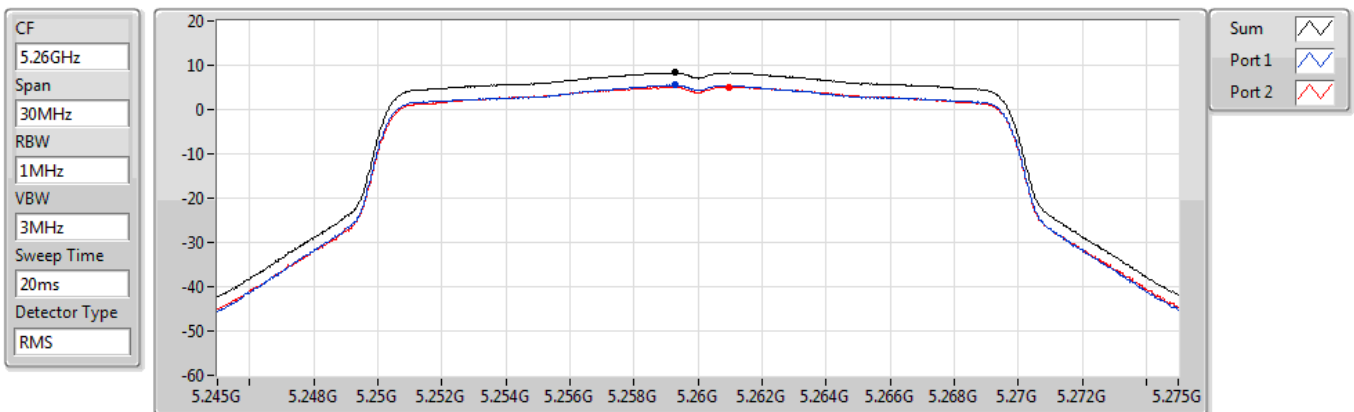
Sum	PD	Port 1	Port 2
(dBm/RBW)	(dBm/RBW)	(dBm/RBW)	(dBm/RBW)
14.12	14.12	11.07	11.16

802.11ax HEW20_Nss1,(MCS0)_2TX

PSD

5260MHz

14/07/2022



Sum	PD	Port 1	Port 2
(dBm/RBW)	(dBm/RBW)	(dBm/RBW)	(dBm/RBW)
8.32	8.32	5.53	5.12

802.11ax HEW20_Nss1,(MCS0)_2TX

PSD

5300MHz

14/07/2022

CF
5.3GHz

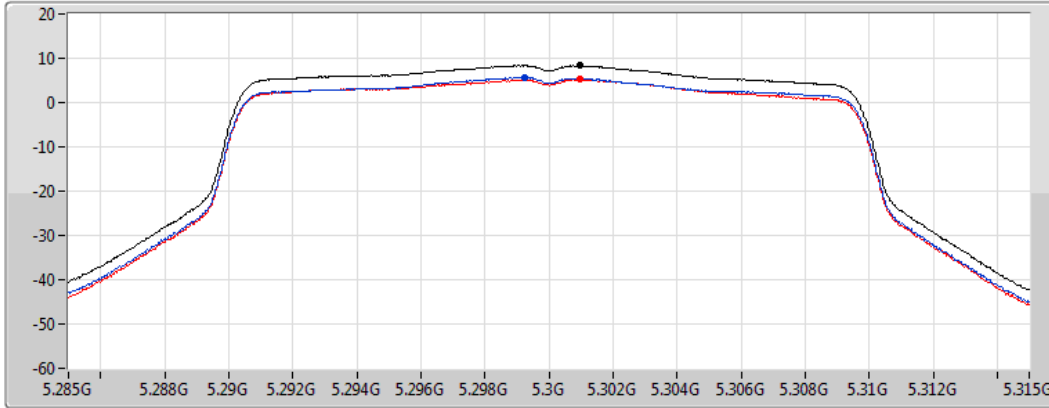
Span
30MHz


RBW
1MHz


VBW
3MHz


Sweep Time
20ms

Detector Type
RMS



Sum 

Port 1 

Port 2 

Sum	PD	Port 1	Port 2
(dBm/RBW)	(dBm/RBW)	(dBm/RBW)	(dBm/RBW)
8.36	8.36	5.68	5.27

802.11ax HEW20_Nss1,(MCS0)_2TX

PSD

5320MHz

14/07/2022

CF
5.32GHz

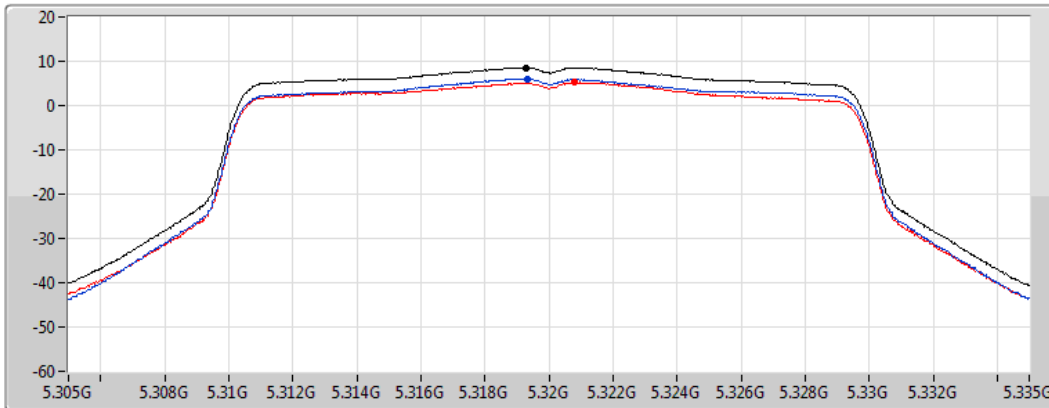
Span
30MHz


RBW
1MHz


VBW
3MHz


Sweep Time
20ms

Detector Type
RMS



Sum 

Port 1 

Port 2 

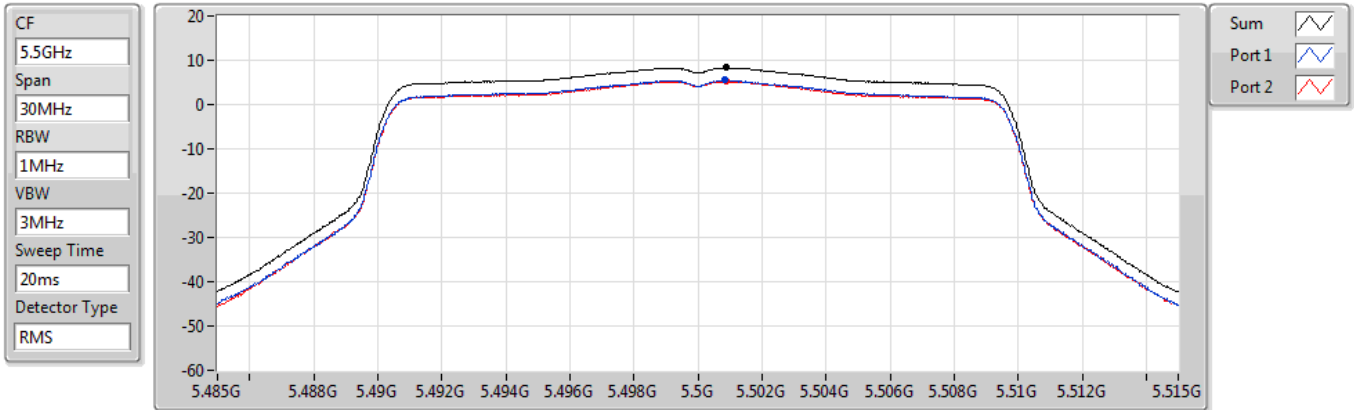
Sum	PD	Port 1	Port 2
(dBm/RBW)	(dBm/RBW)	(dBm/RBW)	(dBm/RBW)
8.57	8.57	6.02	5.27

802.11ax HEW20_Nss1,(MCS0)_2TX

PSD

5500MHz

14/07/2022



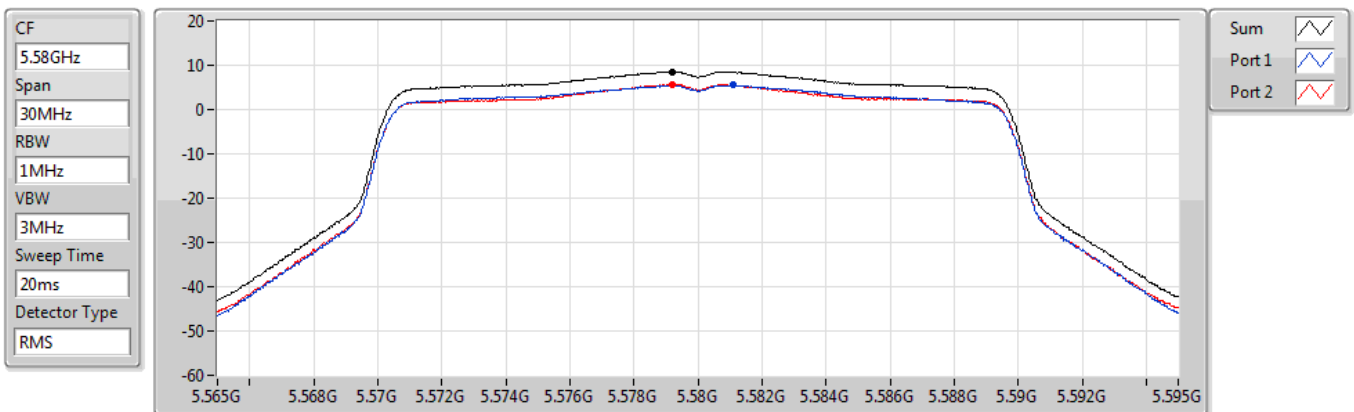
Sum	PD	Port 1	Port 2
(dBm/RBW)	(dBm/RBW)	(dBm/RBW)	(dBm/RBW)
8.35	8.35	5.47	5.27

802.11ax HEW20_Nss1,(MCS0)_2TX

PSD

5580MHz

14/07/2022



Sum	PD	Port 1	Port 2
(dBm/RBW)	(dBm/RBW)	(dBm/RBW)	(dBm/RBW)
8.50	8.50	5.50	5.67

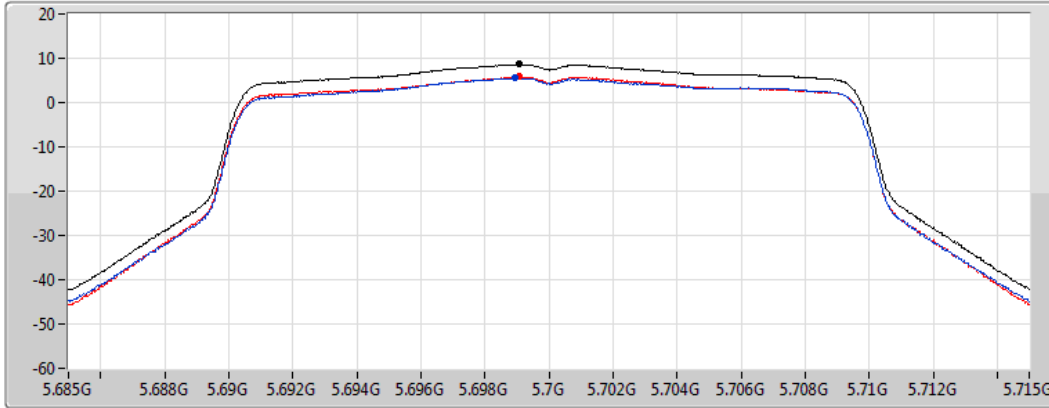
802.11ax HEW20_Nss1,(MCS0)_2TX

PSD

5700MHz

14/07/2022

CF
5.7GHz
Span
30MHz
RBW
1MHz
VBW
3MHz
Sweep Time
20ms
Detector Type
RMS



Sum
Port 1
Port 2

Sum	PD	Port 1	Port 2
(dBm/RBW)	(dBm/RBW)	(dBm/RBW)	(dBm/RBW)
8.63	8.63	5.55	5.79

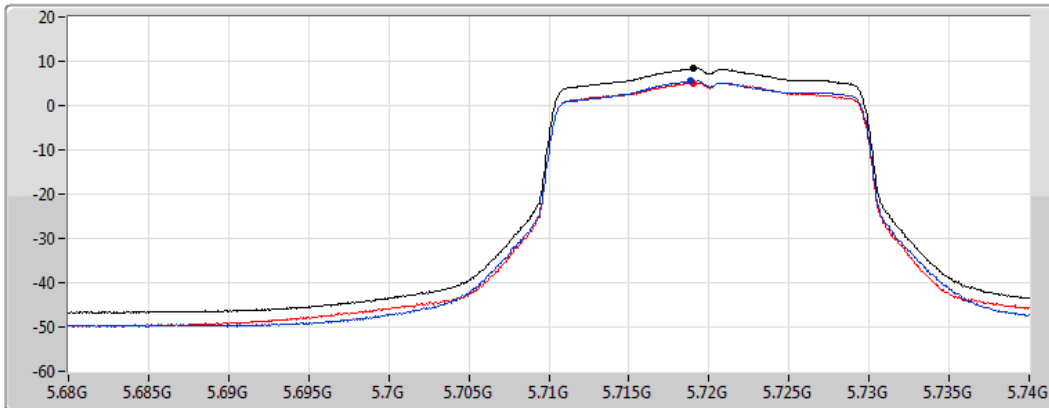
802.11ax HEW20_Nss1,(MCS0)_2TX

PSD

5720MHz Straddle 5.47-5.725GHz

14/07/2022

CF
5.71GHz
Span
60MHz
RBW
1MHz
VBW
3MHz
Sweep Time
20ms
Detector Type
RMS



Sum
Port 1
Port 2

Sum	PD	Port 1	Port 2
(dBm/RBW)	(dBm/RBW)	(dBm/RBW)	(dBm/RBW)
8.36	8.36	5.57	5.15

802.11ax HEW20_Nss1,(MCS0)_2TX

PSD

5720MHz Straddle 5.725-5.85GHz

14/07/2022

CF
5.735GHz

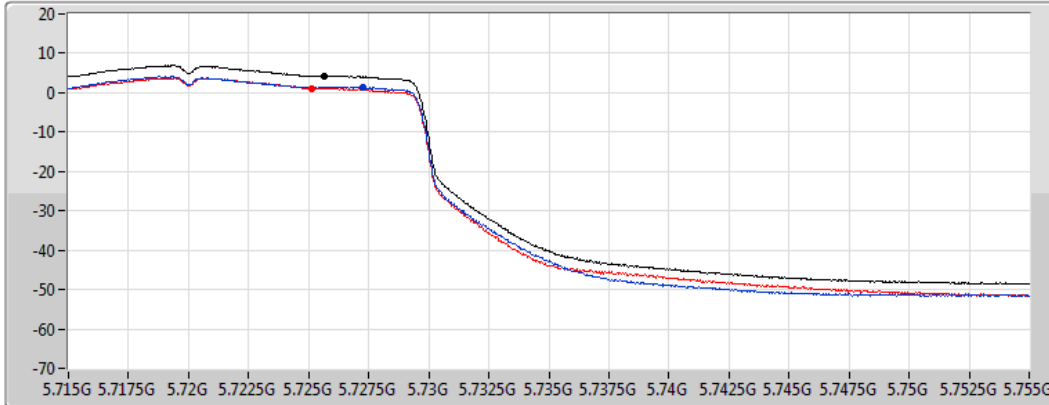
Span
40MHz

RBW
500kHz

VBW
3MHz

Sweep Time
20ms

Detector Type
RMS



Sum

Port 1

Port 2

Sum	PD	Port 1	Port 2
(dBm/RBW)	(dBm/RBW)	(dBm/RBW)	(dBm/RBW)
4.26	4.26	1.47	1.18

802.11ax HEW20_Nss1,(MCS0)_2TX

PSD

5745MHz

14/07/2022

CF
5.745GHz

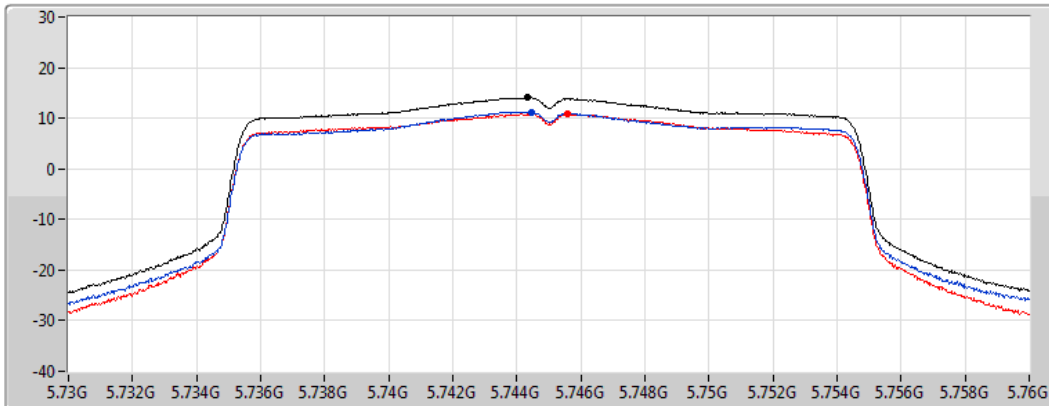
Span
30MHz

RBW
500kHz

VBW
3MHz

Sweep Time
20ms

Detector Type
RMS



Sum

Port 1

Port 2

Sum	PD	Port 1	Port 2
(dBm/RBW)	(dBm/RBW)	(dBm/RBW)	(dBm/RBW)
14.03	14.03	11.26	10.83

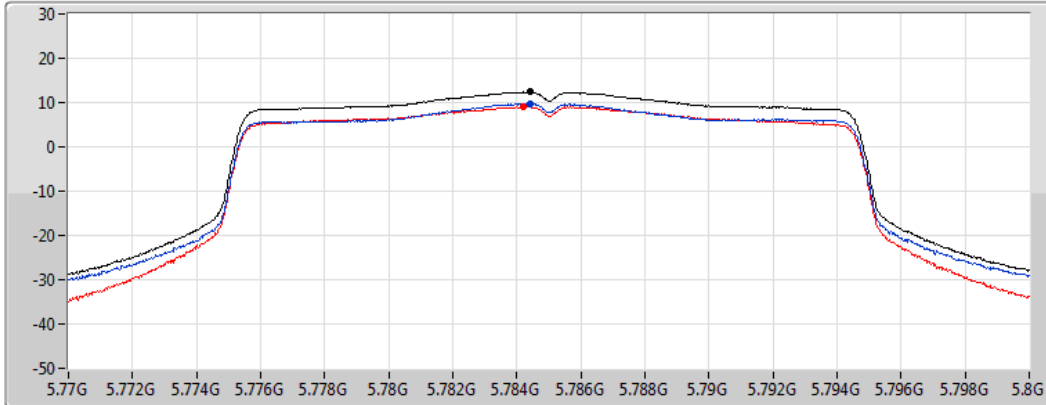
802.11ax HEW20_Nss1,(MCS0)_2TX

PSD

5785MHz

14/07/2022

CF
5.785GHz
Span
30MHz
RBW
500kHz
VBW
3MHz
Sweep Time
20ms
Detector Type
RMS



Sum
Port 1
Port 2

Sum	PD	Port 1	Port 2
(dBm/RBW)	(dBm/RBW)	(dBm/RBW)	(dBm/RBW)
12.43	12.43	9.84	9.02

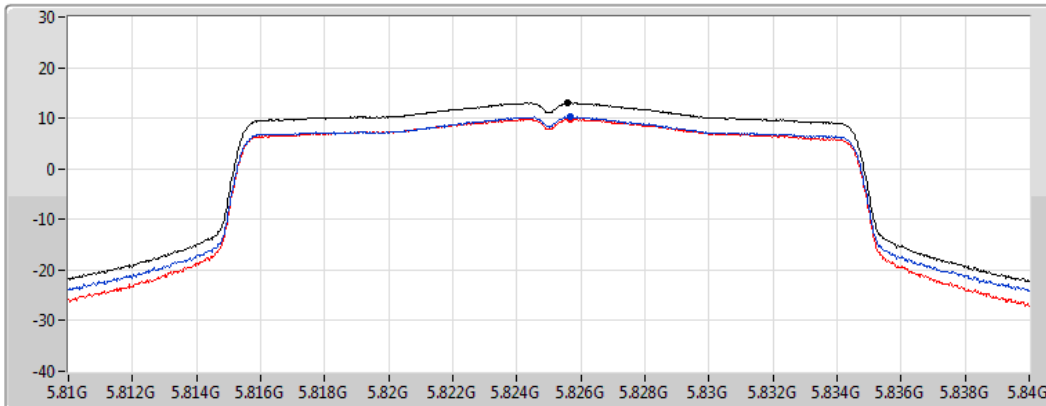
802.11ax HEW20_Nss1,(MCS0)_2TX

PSD

5825MHz

14/07/2022

CF
5.825GHz
Span
30MHz
RBW
500kHz
VBW
3MHz
Sweep Time
20ms
Detector Type
RMS



Sum
Port 1
Port 2

Sum	PD	Port 1	Port 2
(dBm/RBW)	(dBm/RBW)	(dBm/RBW)	(dBm/RBW)
13.02	13.02	10.27	9.84

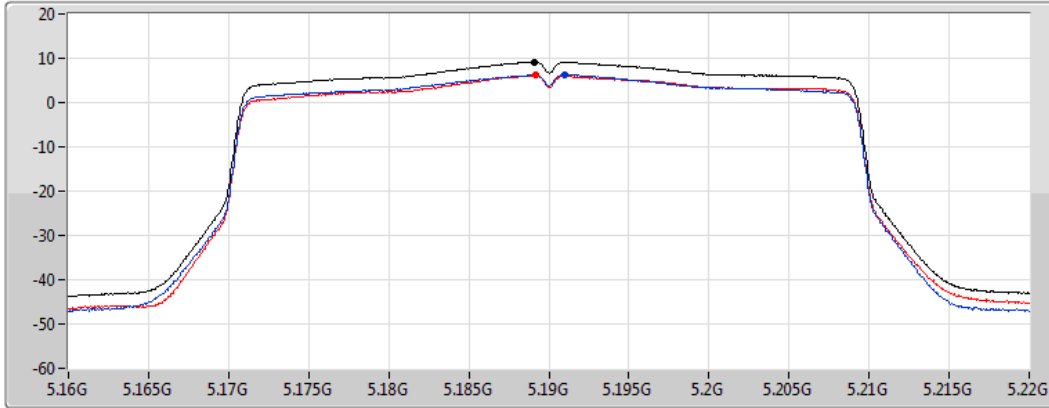
802.11ax HEW40_Nss1,(MCS0)_2TX

PSD

5190MHz

14/07/2022

CF
5.19GHz
Span
60MHz
RBW
1MHz
VBW
3MHz
Sweep Time
20ms
Detector Type
RMS



Sum
Port 1
Port 2

Sum	PD	Port 1	Port 2
(dBm/RBW)	(dBm/RBW)	(dBm/RBW)	(dBm/RBW)
9.21	9.21	6.35	6.13

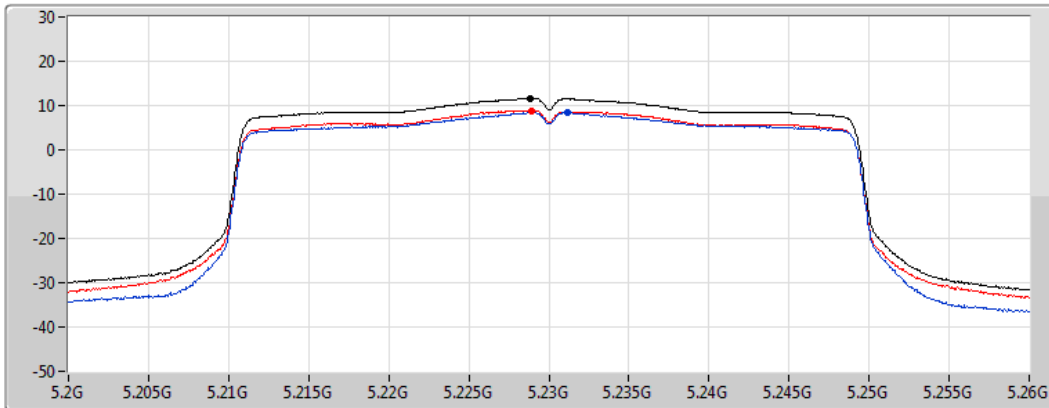
802.11ax HEW40_Nss1,(MCS0)_2TX

PSD

5230MHz

14/07/2022

CF
5.23GHz
Span
60MHz
RBW
1MHz
VBW
3MHz
Sweep Time
20ms
Detector Type
RMS



Sum
Port 1
Port 2

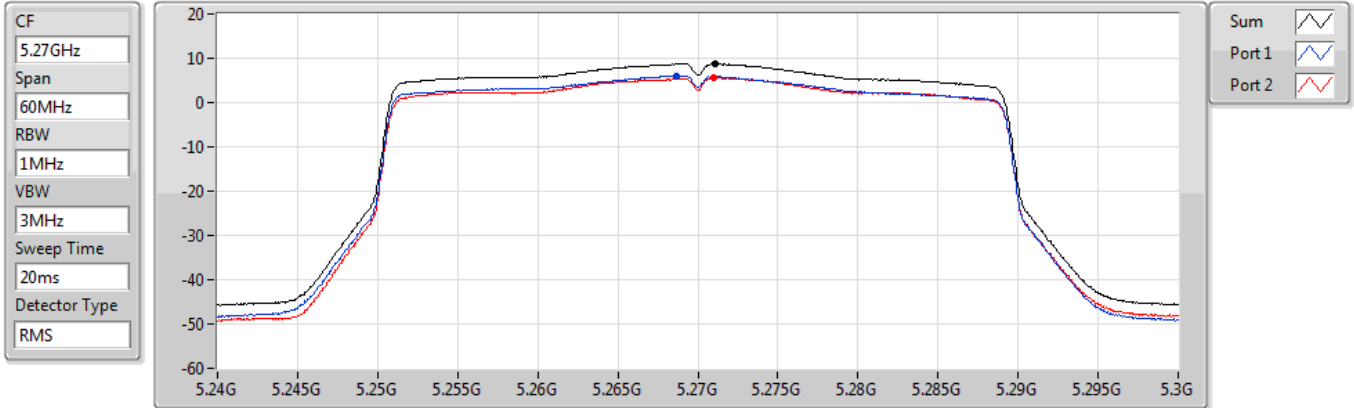
Sum	PD	Port 1	Port 2
(dBm/RBW)	(dBm/RBW)	(dBm/RBW)	(dBm/RBW)
11.60	11.60	8.42	8.84

802.11ax HEW40_Nss1,(MCS0)_2TX

PSD

5270MHz

14/07/2022



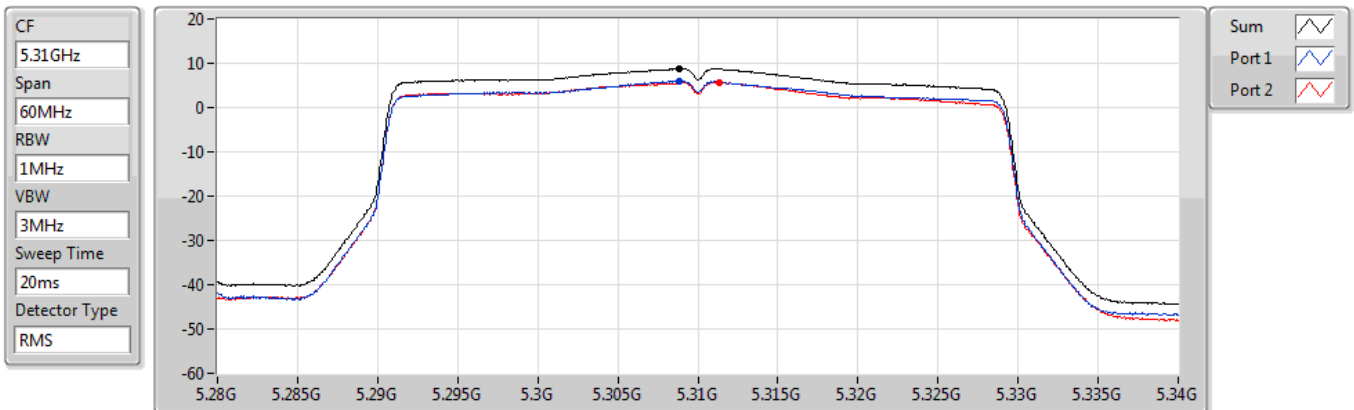
Sum	PD	Port 1	Port 2
(dBm/RBW)	(dBm/RBW)	(dBm/RBW)	(dBm/RBW)
8.75	8.75	6.09	5.55

802.11ax HEW40_Nss1,(MCS0)_2TX

PSD

5310MHz

14/07/2022



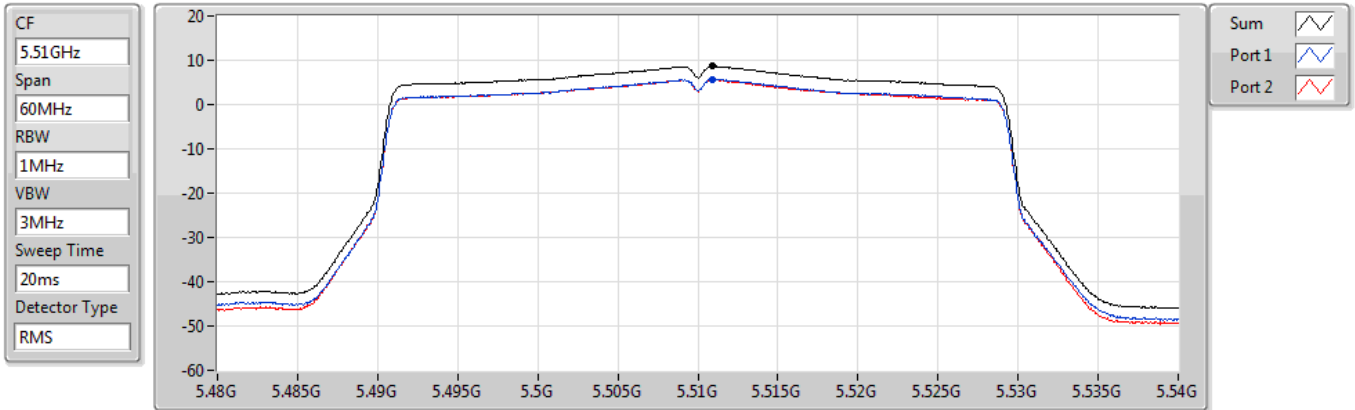
Sum	PD	Port 1	Port 2
(dBm/RBW)	(dBm/RBW)	(dBm/RBW)	(dBm/RBW)
8.79	8.79	6.04	5.72

802.11ax HEW40_Nss1,(MCS0)_2TX

PSD

5510MHz

14/07/2022



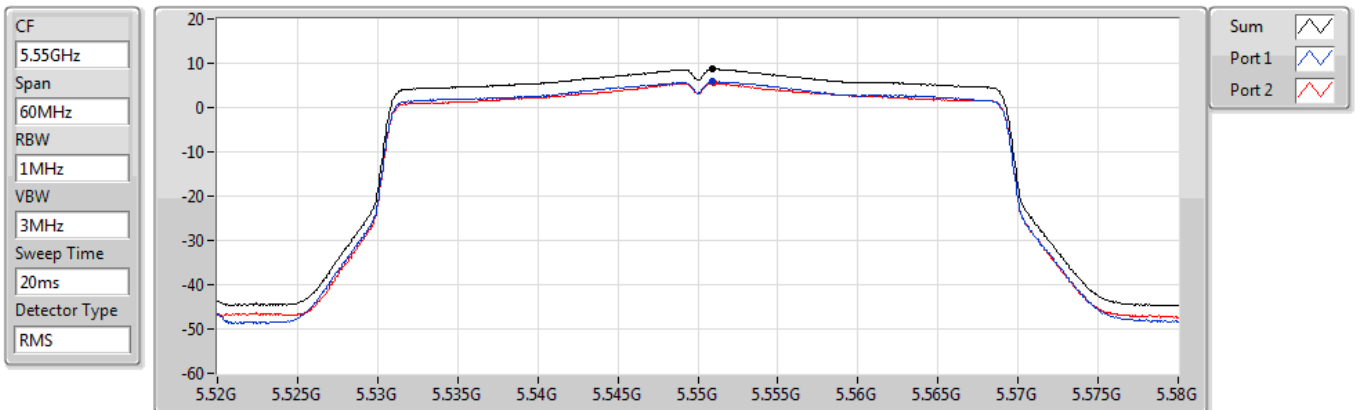
Sum	PD	Port 1	Port 2
(dBm/RBW)	(dBm/RBW)	(dBm/RBW)	(dBm/RBW)
8.71	8.71	5.69	5.71

802.11ax HEW40_Nss1,(MCS0)_2TX

PSD

5550MHz

14/07/2022



Sum	PD	Port 1	Port 2
(dBm/RBW)	(dBm/RBW)	(dBm/RBW)	(dBm/RBW)
8.75	8.75	5.86	5.65

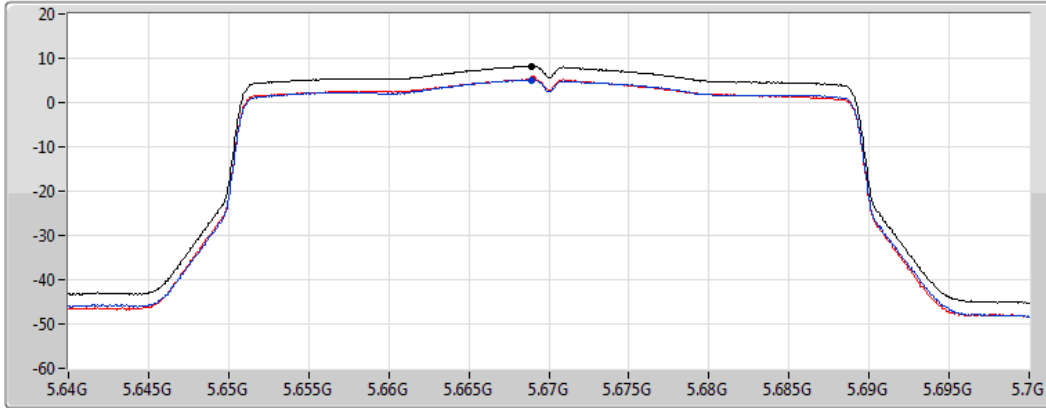
802.11ax HEW40_Nss1,(MCS0)_2TX

PSD

5670MHz

14/07/2022

CF
5.67GHz
Span
60MHz
RBW
1MHz
VBW
3MHz
Sweep Time
20ms
Detector Type
RMS



Sum
Port 1
Port 2

Sum	PD	Port 1	Port 2
(dBm/RBW)	(dBm/RBW)	(dBm/RBW)	(dBm/RBW)
8.18	8.18	5.07	5.28

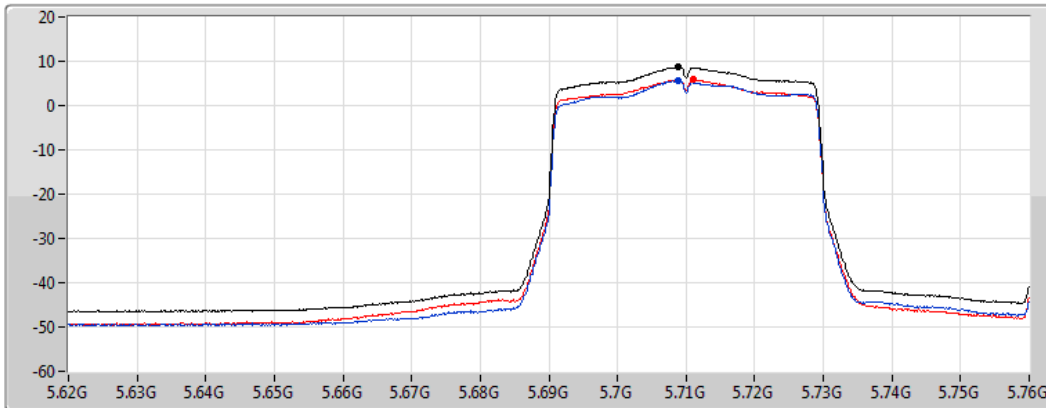
802.11ax HEW40_Nss1,(MCS0)_2TX

PSD

5710MHz Straddle 5.47-5.725GHz

14/07/2022

CF
5.69GHz
Span
140MHz
RBW
1MHz
VBW
3MHz
Sweep Time
20ms
Detector Type
RMS



Sum
Port 1
Port 2

Sum	PD	Port 1	Port 2
(dBm/RBW)	(dBm/RBW)	(dBm/RBW)	(dBm/RBW)
8.74	8.74	5.61	5.87

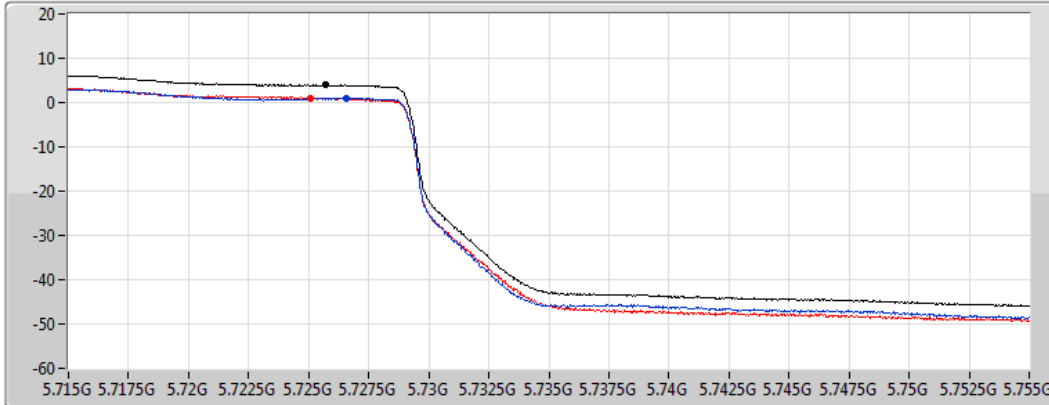
802.11ax HEW40_Nss1,(MCS0)_2TX

PSD

5710MHz Straddle 5.725-5.85GHz

14/07/2022

CF
5.735GHz
Span
40MHz
RBW
500kHz
VBW
3MHz
Sweep Time
20ms
Detector Type
RMS



Sum
Port 1
Port 2

Sum	PD	Port 1	Port 2
(dBm/RBW)	(dBm/RBW)	(dBm/RBW)	(dBm/RBW)
3.95	3.95	0.97	1.05

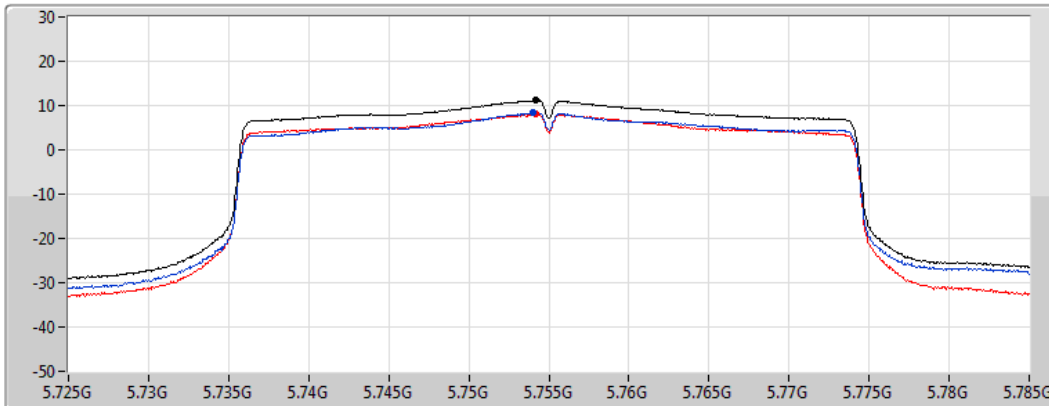
802.11ax HEW40_Nss1,(MCS0)_2TX

PSD

5755MHz

14/07/2022

CF
5.755GHz
Span
60MHz
RBW
500kHz
VBW
3MHz
Sweep Time
20ms
Detector Type
RMS



Sum
Port 1
Port 2

Sum	PD	Port 1	Port 2
(dBm/RBW)	(dBm/RBW)	(dBm/RBW)	(dBm/RBW)
11.12	11.12	8.33	7.97

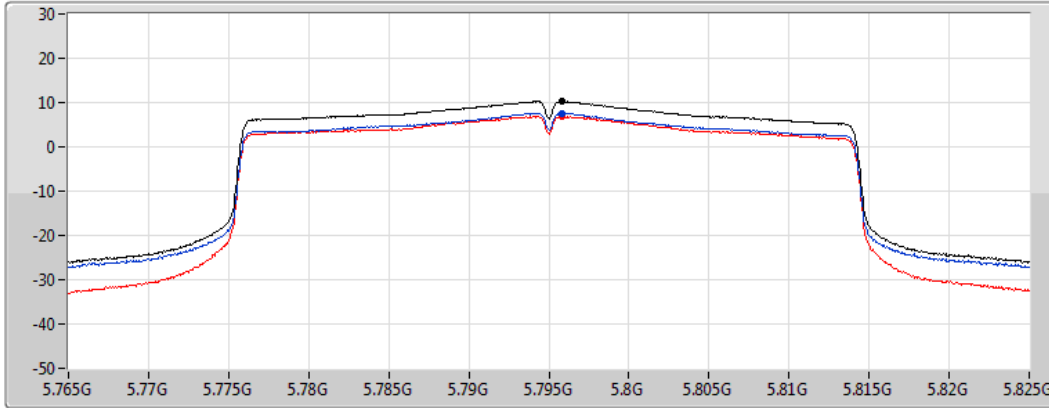
802.11ax HEW40_Nss1,(MCS0)_2TX

PSD

5795MHz

14/07/2022

CF
5.795GHz
Span
60MHz
RBW
500kHz
VBW
3MHz
Sweep Time
20ms
Detector Type
RMS



Sum
Port 1
Port 2

Sum	PD	Port 1	Port 2
(dBm/RBW)	(dBm/RBW)	(dBm/RBW)	(dBm/RBW)
10.26	10.26	7.62	6.85

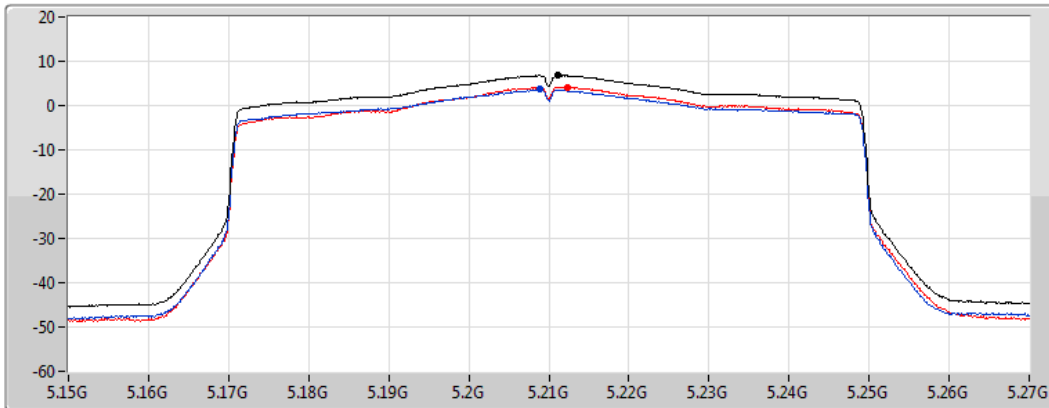
802.11ax HEW80_Nss1,(MCS0)_2TX

PSD

5210MHz

14/07/2022

CF
5.21GHz
Span
120MHz
RBW
1MHz
VBW
3MHz
Sweep Time
20ms
Detector Type
RMS



Sum
Port 1
Port 2

Sum	PD	Port 1	Port 2
(dBm/RBW)	(dBm/RBW)	(dBm/RBW)	(dBm/RBW)
6.82	6.82	3.60	4.09

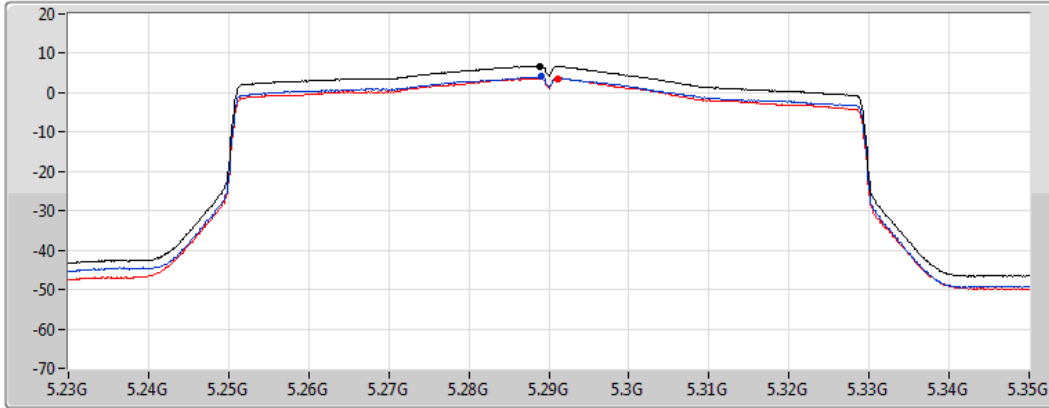
802.11ax HEW80_Nss1,(MCS0)_2TX

PSD

5290MHz

14/07/2022

CF
5.29GHz
Span
120MHz
RBW
1MHz
VBW
3MHz
Sweep Time
20ms
Detector Type
RMS



Sum
Port 1
Port 2

Sum	PD	Port 1	Port 2
(dBm/RBW)	(dBm/RBW)	(dBm/RBW)	(dBm/RBW)
6.81	6.81	4.08	3.57

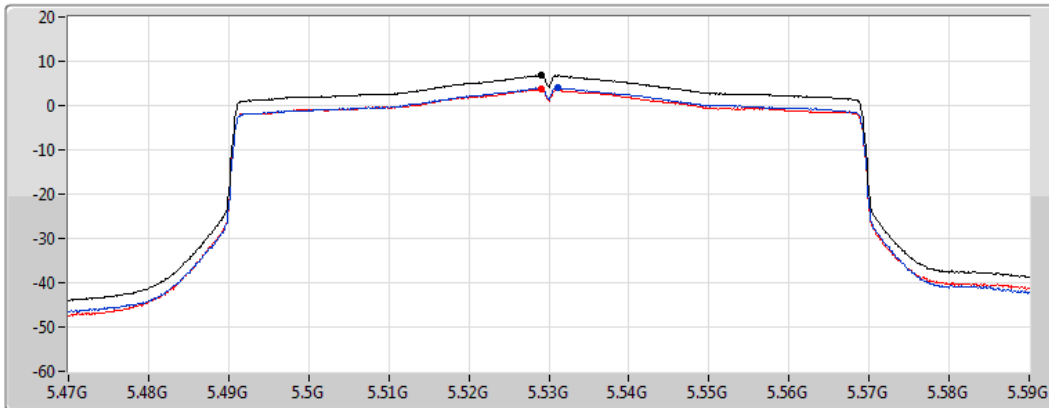
802.11ax HEW80_Nss1,(MCS0)_2TX

PSD

5530MHz

14/07/2022

CF
5.53GHz
Span
120MHz
RBW
1MHz
VBW
3MHz
Sweep Time
20ms
Detector Type
RMS



Sum
Port 1
Port 2

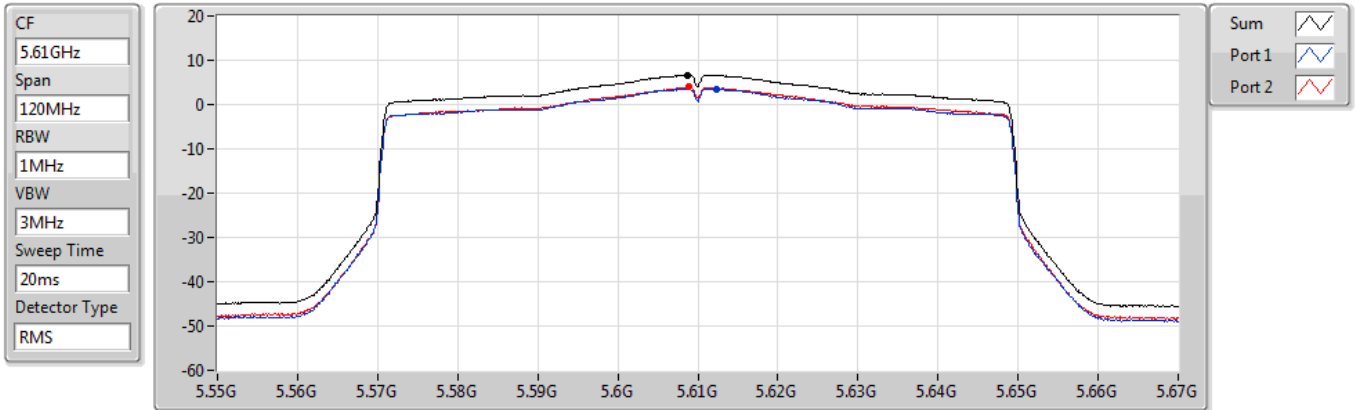
Sum	PD	Port 1	Port 2
(dBm/RBW)	(dBm/RBW)	(dBm/RBW)	(dBm/RBW)
6.77	6.77	3.97	3.64

802.11ax HEW80_Nss1,(MCS0)_2TX

PSD

5610MHz

14/07/2022



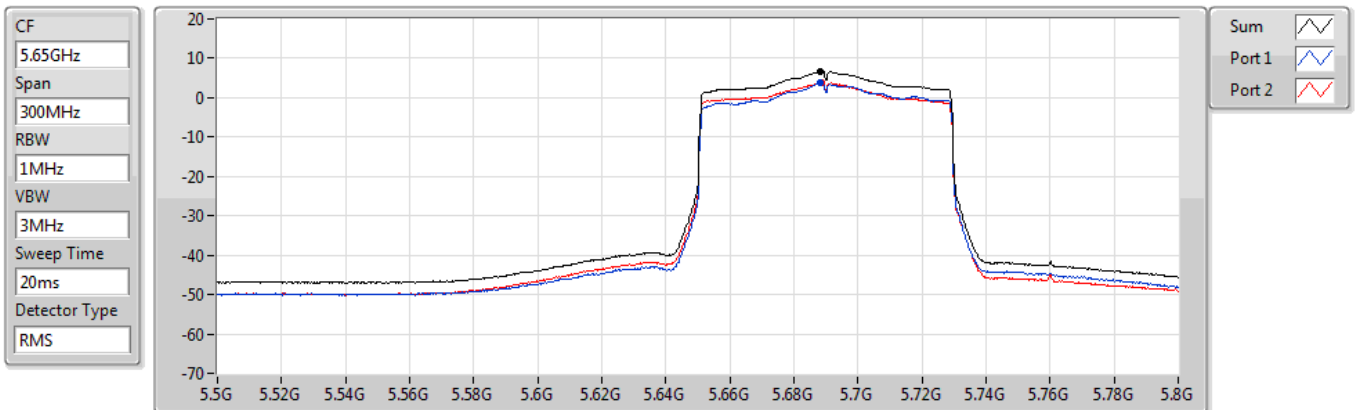
Sum	PD	Port 1	Port 2
(dBm/RBW)	(dBm/RBW)	(dBm/RBW)	(dBm/RBW)
6.66	6.66	3.51	3.91

802.11ax HEW80_Nss1,(MCS0)_2TX

PSD

5690MHz Straddle 5.47-5.725GHz

14/07/2022



Sum	PD	Port 1	Port 2
(dBm/RBW)	(dBm/RBW)	(dBm/RBW)	(dBm/RBW)
6.77	6.77	3.77	3.76

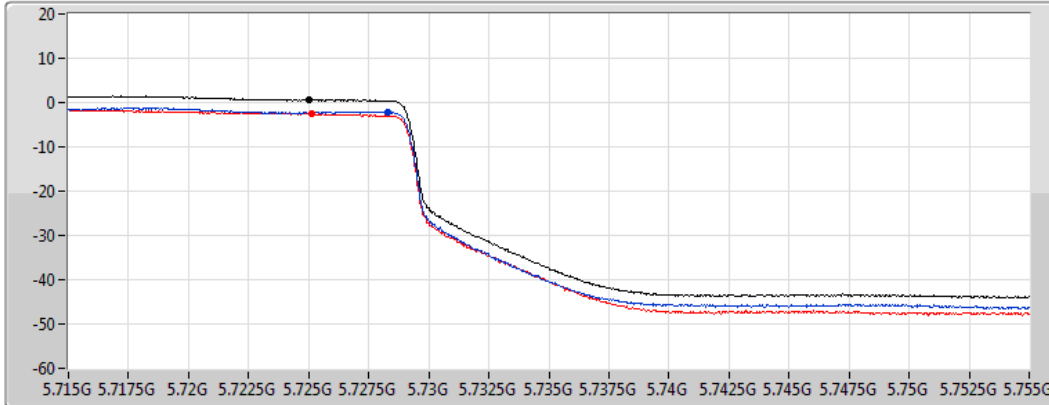
802.11ax HEW80_Nss1,(MCS0)_2TX

PSD

5690MHz Straddle 5.725-5.85GHz

14/07/2022

CF
5.735GHz
Span
40MHz
RBW
500kHz
VBW
3MHz
Sweep Time
20ms
Detector Type
RMS



Sum
Port 1
Port 2

Sum	PD	Port 1	Port 2
(dBm/RBW)	(dBm/RBW)	(dBm/RBW)	(dBm/RBW)
0.62	0.62	-2.10	-2.49

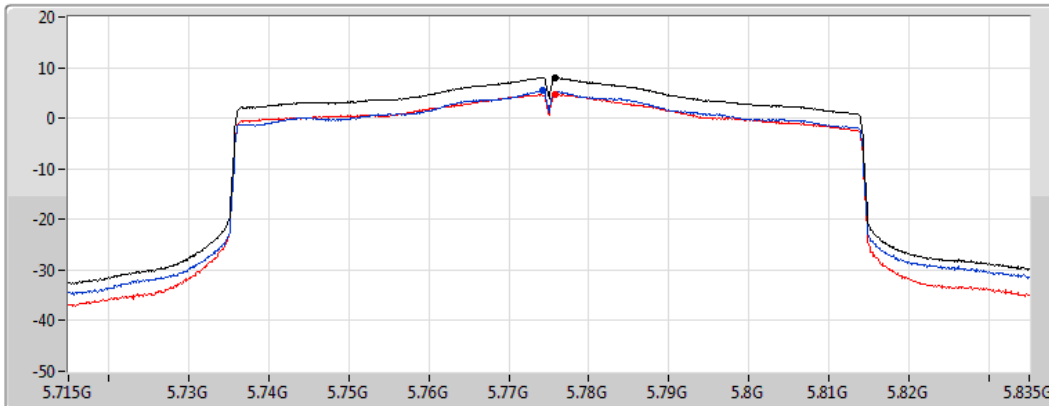
802.11ax HEW80_Nss1,(MCS0)_2TX

PSD

5775MHz

14/07/2022

CF
5.775GHz
Span
120MHz
RBW
500kHz
VBW
3MHz
Sweep Time
20ms
Detector Type
RMS



Sum
Port 1
Port 2

Sum	PD	Port 1	Port 2
(dBm/RBW)	(dBm/RBW)	(dBm/RBW)	(dBm/RBW)
8.04	8.04	5.39	4.77

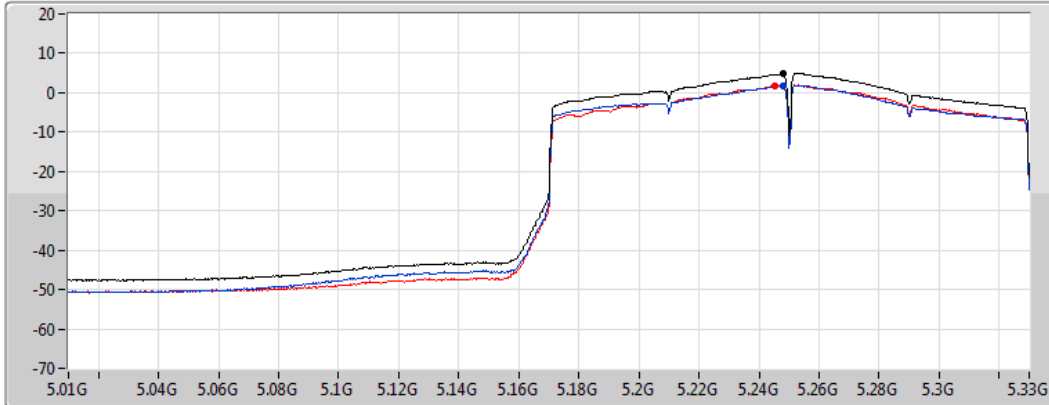
802.11ax HEW160_Nss1,(MCS0)_2TX

PSD

5250MHz Straddle 5.15-5.25GHz

14/07/2022

CF
5.17GHz
Span
320MHz
RBW
1MHz
VBW
3MHz
Sweep Time
20ms
Detector Type
RMS



Sum
Port 1
Port 2

Sum	PD	Port 1	Port 2
(dBm/RBW)	(dBm/RBW)	(dBm/RBW)	(dBm/RBW)
4.75	4.75	1.85	1.68

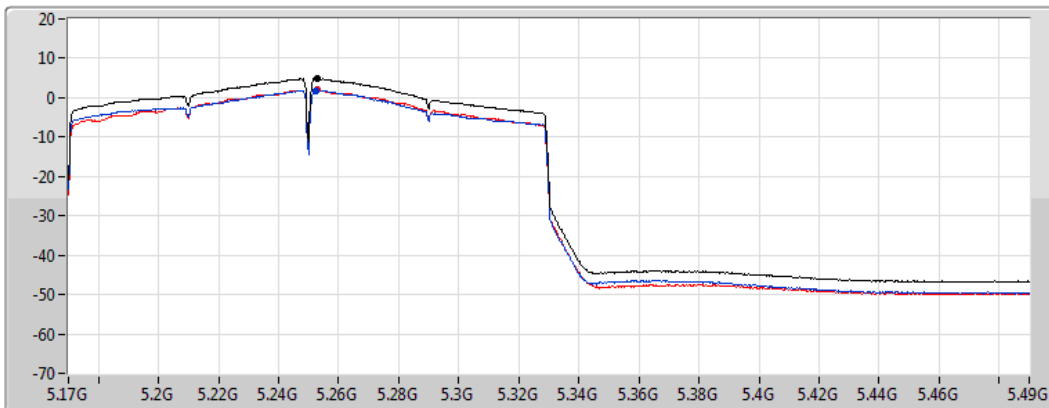
802.11ax HEW160_Nss1,(MCS0)_2TX

PSD

5250MHz Straddle 5.25-5.35GHz

14/07/2022

CF
5.33GHz
Span
320MHz
RBW
1MHz
VBW
3MHz
Sweep Time
20ms
Detector Type
RMS



Sum
Port 1
Port 2

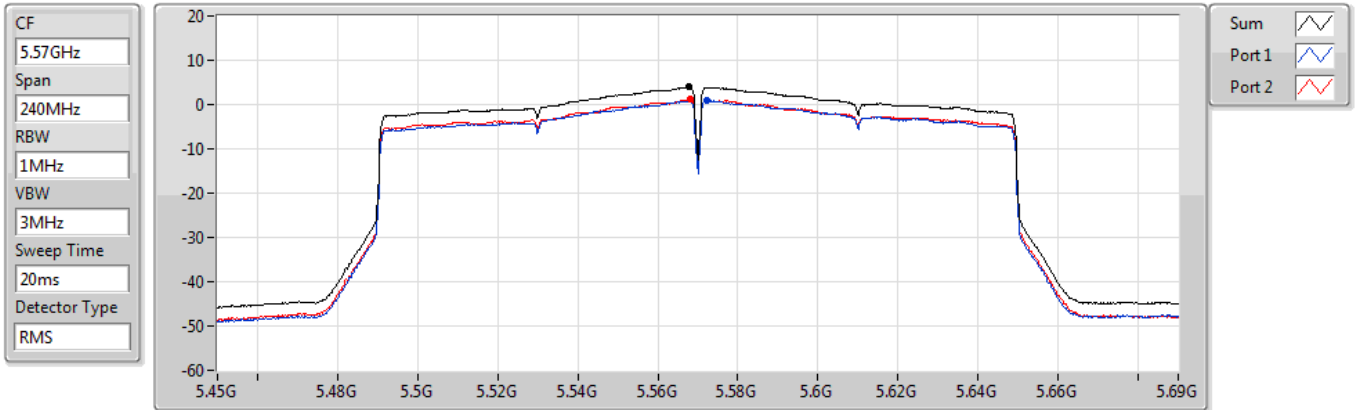
Sum	PD	Port 1	Port 2
(dBm/RBW)	(dBm/RBW)	(dBm/RBW)	(dBm/RBW)
4.82	4.82	1.79	1.95

802.11ax HEW160_Nss1,(MCS0)_2TX

PSD

5570MHz

14/07/2022



Sum	PD	Port 1	Port 2
(dBm/RBW)	(dBm/RBW)	(dBm/RBW)	(dBm/RBW)
4.00	4.00	0.84	1.30



Summary

Mode	Result	Type	Freq (Hz)	Level (dBuV/m)	Limit (dBuV/m)	Margin (dB)	Dist (m)	Condition	Azimuth (°)	Height (m)
5.25-5.35GHz	-	-	-	-	-	-	-	-	-	-
802.11ax HEW160_Nss1,(MCS0)_2TX	Pass	PK	893.3M	42.75	46.00	-3.25	3	Horizontal	360	1.00

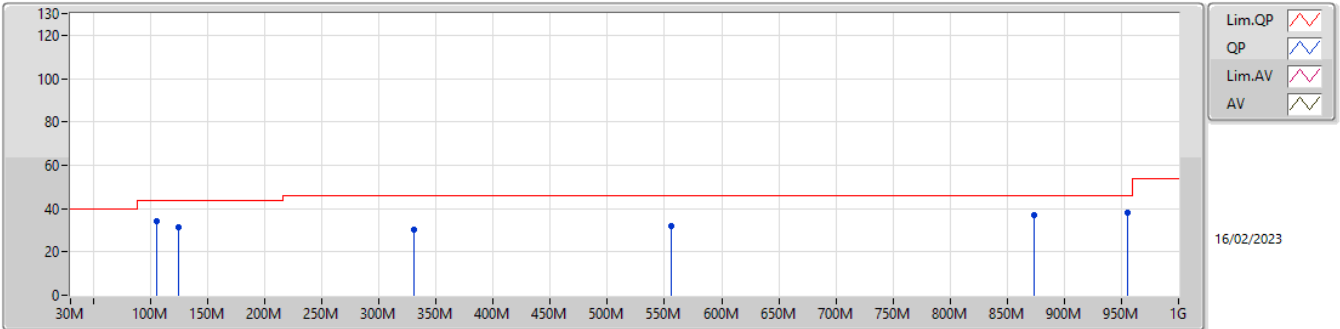


Result

Mode	Result	Type	Freq (Hz)	Level (dBuV/m)	Limit (dBuV/m)	Margin (dB)	Dist (m)	Condition	Azimuth (°)	Height (m)
802.11ax HEW160_Nss1,(MCS0)_2TX	-	-	-	-	-	-	-	-	-	-
5250MHz Straddle 5.25-5.35GHz	Pass	PK	105.66M	34.11	43.50	-9.39	3	Vertical	0	1.00
5250MHz Straddle 5.25-5.35GHz	Pass	PK	125.06M	31.46	43.50	-12.04	3	Vertical	0	1.00
5250MHz Straddle 5.25-5.35GHz	Pass	PK	330.7M	30.17	46.00	-15.83	3	Vertical	0	1.00
5250MHz Straddle 5.25-5.35GHz	Pass	PK	555.74M	31.90	46.00	-14.10	3	Vertical	0	1.00
5250MHz Straddle 5.25-5.35GHz	Pass	PK	873.9M	36.99	46.00	-9.01	3	Vertical	0	1.00
5250MHz Straddle 5.25-5.35GHz	Pass	PK	955.38M	37.89	46.00	-8.11	3	Vertical	0	1.00
5250MHz Straddle 5.25-5.35GHz	Pass	PK	202.66M	32.05	43.50	-11.45	3	Horizontal	360	1.00
5250MHz Straddle 5.25-5.35GHz	Pass	PK	330.7M	34.17	46.00	-11.83	3	Horizontal	360	1.00
5250MHz Straddle 5.25-5.35GHz	Pass	PK	654.68M	36.55	46.00	-9.45	3	Horizontal	360	1.00
5250MHz Straddle 5.25-5.35GHz	Pass	PK	730.34M	38.37	46.00	-7.63	3	Horizontal	360	1.00
5250MHz Straddle 5.25-5.35GHz	Pass	PK	831.22M	40.77	46.00	-5.23	3	Horizontal	360	1.00
5250MHz Straddle 5.25-5.35GHz	Pass	PK	918.52M	40.70	46.00	-5.30	3	Horizontal	360	1.00
5250MHz Straddle 5.25-5.35GHz	Pass	PK	33.88M	36.57	40.00	-3.43	3	Vertical	0	1.00
5250MHz Straddle 5.25-5.35GHz	Pass	PK	92.08M	34.40	43.50	-9.10	3	Vertical	0	1.00
5250MHz Straddle 5.25-5.35GHz	Pass	PK	483.96M	33.84	46.00	-12.16	3	Vertical	0	1.00
5250MHz Straddle 5.25-5.35GHz	Pass	PK	592.6M	34.79	46.00	-11.21	3	Vertical	0	1.00
5250MHz Straddle 5.25-5.35GHz	Pass	PK	790.48M	40.71	46.00	-5.29	3	Vertical	0	1.00
5250MHz Straddle 5.25-5.35GHz	Pass	PK	873.9M	38.48	46.00	-7.52	3	Vertical	0	1.00
5250MHz Straddle 5.25-5.35GHz	Pass	PK	88M	32.53	40.00	-7.47	3	Horizontal	360	1.00
5250MHz Straddle 5.25-5.35GHz	Pass	PK	125.06M	36.78	43.50	-6.72	3	Horizontal	360	1.00
5250MHz Straddle 5.25-5.35GHz	Pass	PK	198.78M	33.62	43.50	-9.88	3	Horizontal	360	1.00
5250MHz Straddle 5.25-5.35GHz	Pass	PK	483.96M	36.90	46.00	-9.10	3	Horizontal	360	1.00
5250MHz Straddle 5.25-5.35GHz	Pass	PK	893.3M	42.75	46.00	-3.25	3	Horizontal	360	1.00
5250MHz Straddle 5.25-5.35GHz	Pass	PK	918.52M	41.64	46.00	-4.36	3	Horizontal	360	1.00

5.25-5.35GHz 802.11ax HEW160_Nss1,(MCS0)_2TX

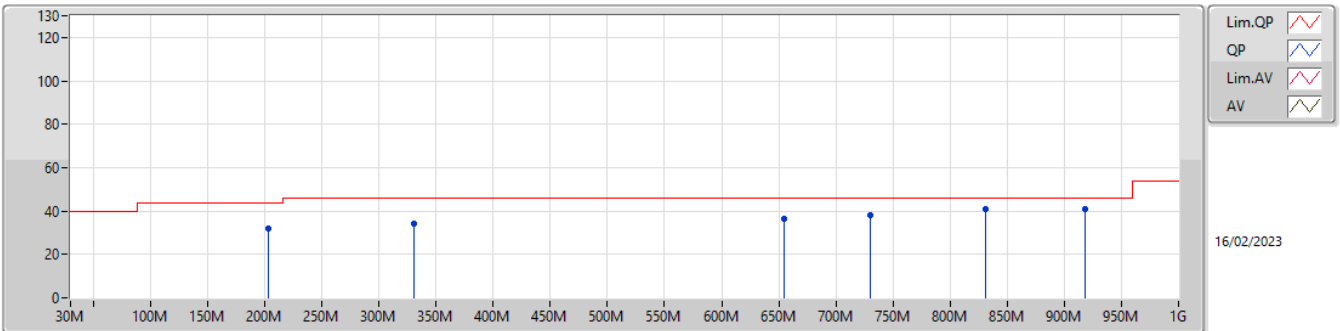
5250MHz Straddle 5.25-5.35GHz_PoE



Type	Freq (Hz)	Level (dBuV/m)	Limit (dBuV/m)	Margin (dB)	Factor (dB)	Dist (m)	Condition	Azimuth (°)	Height (m)	Raw (dBuV)	AF (dB)	CL (dB)	PA (dB)
PK	105.66M	34.11	43.50	-9.39	-19.69	3	Vertical	0	1.00	53.80	15.82	1.12	36.63
PK	125.06M	31.46	43.50	-12.04	-18.56	3	Vertical	0	1.00	50.02	16.83	1.19	36.58
PK	330.7M	30.17	46.00	-15.83	-15.36	3	Vertical	0	1.00	45.53	18.92	2.20	36.48
PK	555.74M	31.90	46.00	-14.10	-9.41	3	Vertical	0	1.00	41.31	25.07	2.65	37.13
PK	873.9M	36.99	46.00	-9.01	-5.84	3	Vertical	0	1.00	42.83	28.27	3.50	37.61
PK	955.38M	37.89	46.00	-8.11	-3.48	3	Vertical	0	1.00	41.37	30.09	3.76	37.33

5.25-5.35GHz 802.11ax HEW160_Nss1,(MCS0)_2TX

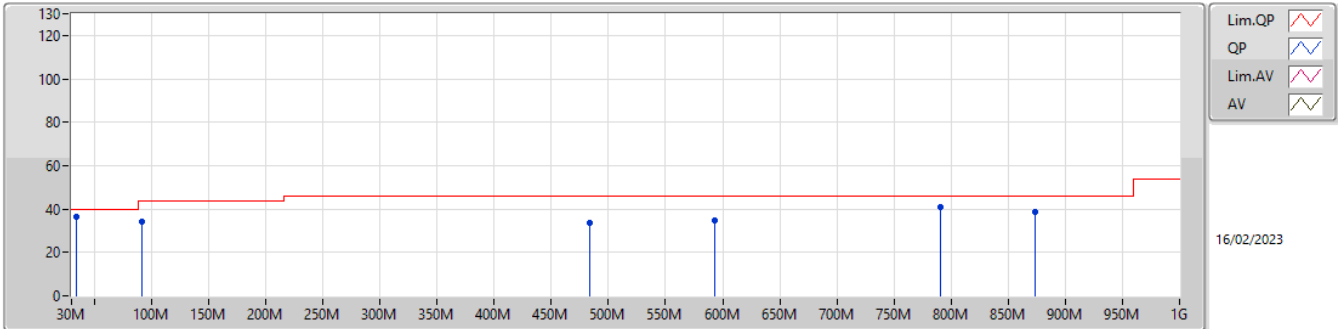
5250MHz Straddle 5.25-5.35GHz_PoE



Type	Freq (Hz)	Level (dBuV/m)	Limit (dBuV/m)	Margin (dB)	Factor (dB)	Dist (m)	Condition	Azimuth (°)	Height (m)	Raw (dBuV)	AF (dB)	CL (dB)	PA (dB)
PK	202.66M	32.05	43.50	-11.45	-20.34	3	Horizontal	360	1.00	52.39	14.29	1.65	36.28
PK	330.7M	34.17	46.00	-11.83	-15.36	3	Horizontal	360	1.00	49.53	18.92	2.20	36.48
PK	654.68M	36.55	46.00	-9.45	-8.63	3	Horizontal	360	1.00	45.18	25.55	3.01	37.19
PK	730.34M	38.37	46.00	-7.63	-7.31	3	Horizontal	360	1.00	45.68	26.82	3.27	37.40
PK	831.22M	40.77	46.00	-5.23	-6.26	3	Horizontal	360	1.00	47.03	27.84	3.46	37.56
PK	918.52M	40.70	46.00	-5.30	-5.32	3	Horizontal	360	1.00	46.02	28.64	3.55	37.51

5.25-5.35GHz_802.11ax HEW160_Nss1,(MCS0)_2TX

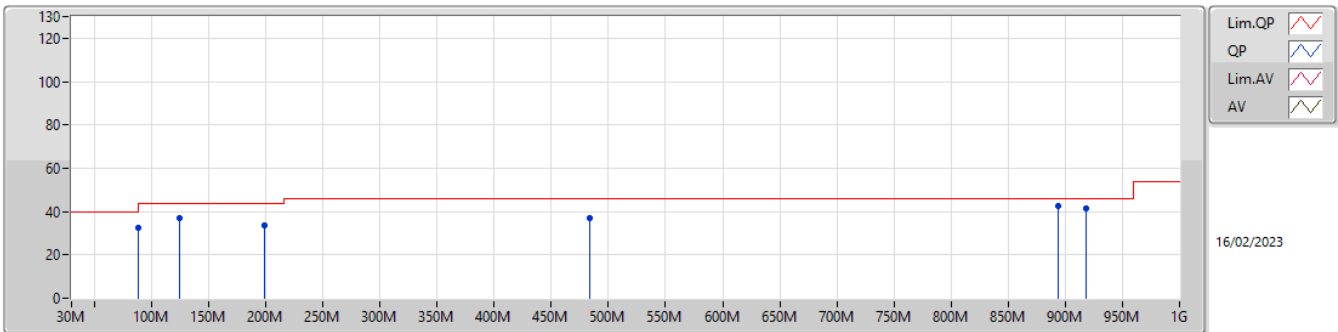
5250MHz Straddle 5.25-5.35GHz_Adapter



Type	Freq (Hz)	Level (dBuV/m)	Limit (dBuV/m)	Margin (dB)	Factor (dB)	Dist (m)	Condition	Azimuth (°)	Height (m)	Raw (dBuV)	AF (dB)	CL (dB)	PA (dB)
PK	33.88M	36.57	40.00	-3.43	-14.63	3	Vertical	0	1.00	51.20	21.76	0.76	37.15
PK	92.08M	34.40	43.50	-9.10	-21.48	3	Vertical	0	1.00	55.88	14.18	1.03	36.69
PK	483.96M	33.84	46.00	-12.16	-11.52	3	Vertical	0	1.00	45.36	22.86	2.49	36.87
PK	592.6M	34.79	46.00	-11.21	-9.50	3	Vertical	0	1.00	44.29	24.76	2.84	37.10
PK	790.48M	40.71	46.00	-5.29	-6.85	3	Vertical	0	1.00	47.56	27.32	3.30	37.47
PK	873.9M	38.48	46.00	-7.52	-5.84	3	Vertical	0	1.00	44.32	28.27	3.50	37.61

5.25-5.35GHz_802.11ax HEW160_Nss1,(MCS0)_2TX

5250MHz Straddle 5.25-5.35GHz_Adapter



Type	Freq (Hz)	Level (dBuV/m)	Limit (dBuV/m)	Margin (dB)	Factor (dB)	Dist (m)	Condition	Azimuth (°)	Height (m)	Raw (dBuV)	AF (dB)	CL (dB)	PA (dB)
PK	88M	32.53	40.00	-7.47	-22.08	3	Horizontal	360	1.00	54.61	13.66	0.99	36.73
PK	125.06M	36.78	43.50	-6.72	-18.56	3	Horizontal	360	1.00	55.34	16.83	1.19	36.58
PK	198.78M	33.62	43.50	-9.88	-20.43	3	Horizontal	360	1.00	54.05	14.22	1.63	36.28
PK	483.96M	36.90	46.00	-9.10	-11.52	3	Horizontal	360	1.00	48.42	22.86	2.49	36.87
PK	893.3M	42.75	46.00	-3.25	-5.97	3	Horizontal	360	1.00	48.72	28.17	3.46	37.60
PK	918.52M	41.64	46.00	-4.36	-5.32	3	Horizontal	360	1.00	46.96	28.64	3.55	37.51