

1. Photographs of Conducted Emissions Test Configuration

PoE mode



Front view



Side view

Under table view



Adapter mode




Front view

Side view



Under table view




2. Photographs of Radiated Emissions Test Configuration

For radiated emissions 30MHz~1GHz

PoE mode


Front view



Rear view



Adapter mode




Front view

Rear view



For radiated emissions above 1GHz
PoE mode

Front view



Rear view



————THE END————