



SPORTON LAB.

## Appendix A. Test Photos




# 1 Photographs of Conducted Emissions Test Configuration

Mode 3


**FRONT VIEW**



**REAR VIEW**



**SIDE VIEW**







## 2 Photographs of Radiated Emissions Test Configuration

For radiated emissions 9kHz~30MHz (5150~5250 MHz)

**FRONT VIEW**




**REAR VIEW**



For radiated emissions 9kHz~30MHz (5725~5850 MHz)

**FRONT VIEW**




**REAR VIEW**




**For radiated emissions 30MHz~1GHz  
Mode 3**

**FRONT VIEW**




**REAR VIEW**



For radiated emissions above 1GHz(5150~5250 MHz)  
Mode 2

**FRONT VIEW**




**REAR VIEW**




**For radiated emissions above 1GHz(5725~5850 MHz)  
Mode 2**

**FRONT VIEW**



**REAR VIEW**





**EUT take a close-up**



**EUT take a close-up**

