

TO Uniwill Computer Inc.

SPECIFICATION FOR APPROVAL

DESCRIPTION RF ANTENNA CABLE ASSEMBLY FOR L51

CUSTOMER PROD. NO/DWG. NO: 22G600820-10

HON HAI PROD. NO: WDAN-U1L51002-DF

APPROVAL SHEET NO: N6B0078 REV.A

HON HAI DWG. NO./DOCUMENT: 605-0000-2263 REV:A

PLEASE RETURN TO US ONE COPY OF "SPECIFICATION FOR APPROVAL" WITH YOUR APPROVED SIGNATURES.

APPROVED SIGNATURES			



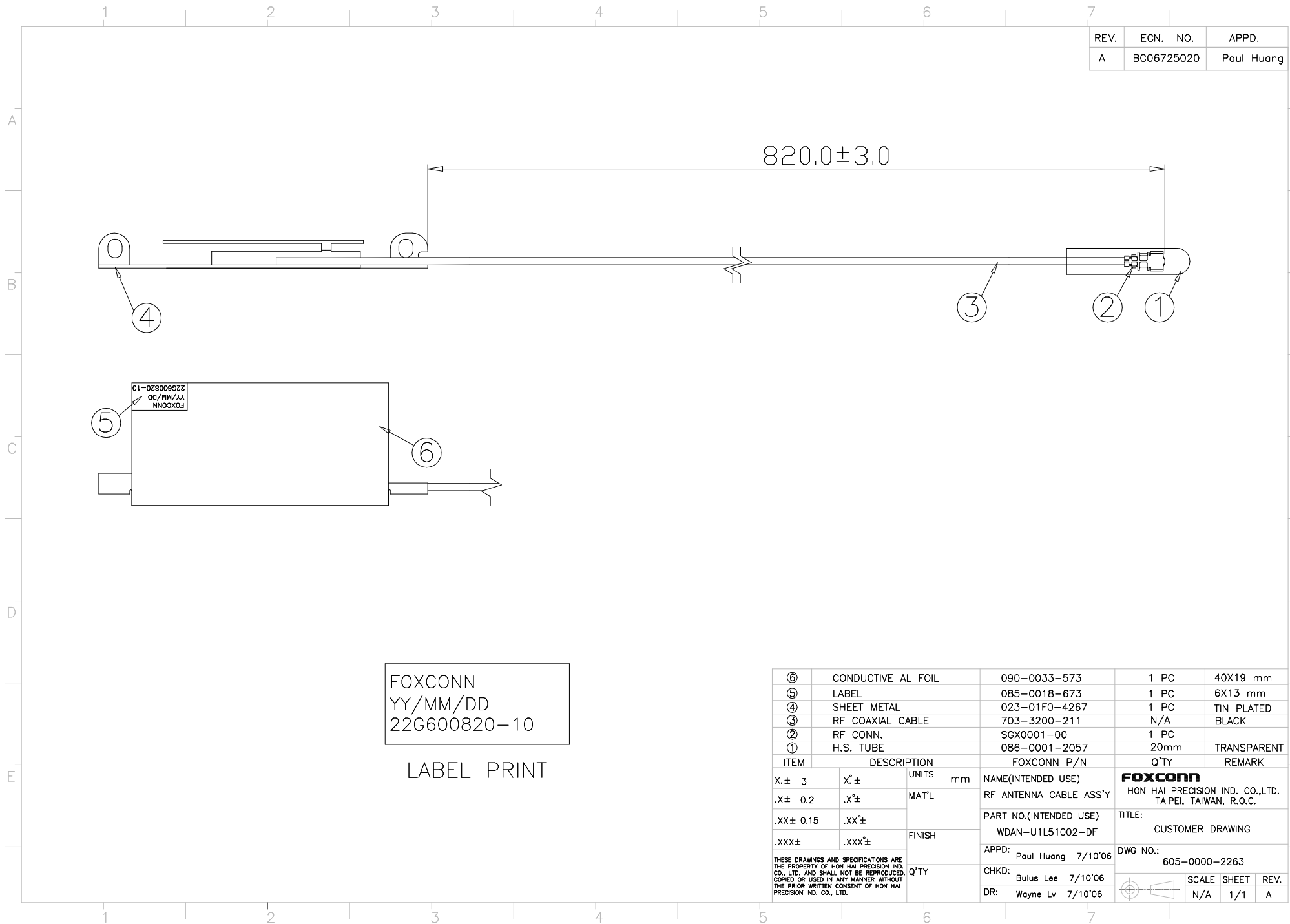
R

FOXCONN®

Hon Hai Precision Industry Co., Ltd.

Content:

1. Cover Page----- (Page 1~2)
2. Foxconn Drawing ----- (Page 3)
3. FAI Report----- (Page 4)
4. CPk Report ----- (Page5)
5. Bill Of Material ----- (Page 6)
6. Parts Drawing and Report.----- -(Page 7-25)
7. Test Report----- (Page 26-34)
8. Assembly Flow Chart ----- (Page 35)
9. SIP----- (Page 36-37)
10. Packing Specification ----- (Page 38-41)



REV.	ECN. NO.	APPD.
A	BC06725020	Paul Huang

⑥	CONDUCTIVE AL FOIL	090-0033-573	1 PC	40X19 mm
⑤	LABEL	085-0018-673	1 PC	6X13 mm
④	SHEET METAL	023-01F0-4267	1 PC	TIN PLATED
③	RF COAXIAL CABLE	703-3200-211	N/A	BLACK
②	RF CONN.	SGX0001-00	1 PC	
①	H.S. TUBE	086-0001-2057	20mm	TRANSPARENT

FOXCONN
YY/MM/DD
22G600820-10

LABEL PRINT

ITEM	DESCRIPTION		UNITS	Q'TY	REMARK
X. ± 3	X' ±	mm			
.X ± 0.2	.X' ±	MAT'L			
.XX ± 0.15	.XX' ±	FINISH			
.XXX ±	.XXX' ±				
THESE DRAWINGS AND SPECIFICATIONS ARE THE PROPERTY OF HON HAI PRECISION IND. CO., LTD. AND SHALL NOT BE REPRODUCED, COPIED OR USED IN ANY MANNER WITHOUT THE PRIOR WRITTEN CONSENT OF HON HAI PRECISION IND. CO., LTD.			NAME (INTENDED USE)	RF ANTENNA CABLE ASS'Y	FOXCONN HON HAI PRECISION IND. CO., LTD. TAIPEI, TAIWAN, R.O.C.
			PART NO. (INTENDED USE)	WDAN-U1L51002-DF	TITLE: CUSTOMER DRAWING
			APPD:	Paul Huang 7/10'06	DWG NO.: 605-0000-2263
			CHKD:	Bulus Lee 7/10'06	
			DR:	Wayne Lv 7/10'06	
					SCALE SHEET REV. N/A 1/1 A

HON HAI PRECISION INDUSTRY CO., LTD.

FIRST ARTICLE INSPECTION REPORT

DATE: 7.20.2006

Customer:	Uniwill	Customer P/N:	22G600820-10	Foxconn P/N:	WDAN-U1L51002-DF				
Description:	RF ANTENNA CABLE ASSEMBLY FOR L51	Project No:	MWD01-5GE-2	DWG NO.	605-0000-2263	REV:	A		
Dimension/Appearance Inspection			Measured Dimension					Q.C. Judgement	
Item	Location	Drawing Spec(mm)	1	2	3	4	5	OK	NG
1		Appearance	OK	OK	OK	OK	OK	V	
2	SGX0001-00	1.5Kgf MIN	1.62	1.71	1.82	1.76	1.68	V	
Remark:									
Mechanical/Electrical Inspection			Measured Result					Q.C. Judgement	
Item	Drawing Spec		1	2	3	4	5	OK	NG
1	According with the drawing to inspect		OK	OK	OK	OK	OK	V	
Remark:									
Approved by: Paul J.S Huang 7/20'06			QE Checked by: AngeeNu.Hu 7/20'06			QC Checked by: C.X Ling 7/20'06			

Cpk Report

Customer: Uniwill
 Customer P/N: 22G600820-10
 Foxconn P/N: WDAN-U1L51002-DF
 Description: RF ANTENNA CABLE ASSEMBLY FOR L51
 DWG NO.:605-0000-2263 REV: A

CTF Name	Cable 總長 (B-5)				
Spec. (unit:mm)	820				
上偏差	3				
下偏差	3				
Instrument	鋼尺				
上限	823.0				
下限	817.0				
Sample 1	820.0				
Sample 2	821.0				
Sample 3	820.5				
Sample 4	820.0				
Sample 5	820.5				
Sample 6	821.0				
Sample 7	820.0				
Sample 8	820.0				
Sample 9	819.5				
Sample 10	819.5				
Sample 11	820.0				
Sample 12	820.0				
Sample 13	820.0				
Sample 14	821.0				
Sample 15	820.5				
Sample 16	820.0				
Sample 17	821.0				
Sample 18	820.5				
Sample 19	820.0				
Sample 20	821.0				
Sample 21	820.5				
Sample 22	819.0				
Sample 23	819.5				
Sample 24	820.0				
Sample 25	820.0				
Sample 26	820.0				
Sample 27	820.5				
Sample 28	820.0				
Sample 29	821.0				
Sample 30	820.0				
Sample 31	820.0				
Sample 32	820.5				
最大值	821.0				
最小值	819.0				
平均值	820.2				
標準差	0.51				
Cpk(U)	1.83				
Cpk(L)	2.12				
Cpk	1.83				
Remark:					
Approved by: Paul J.S Huang 7/20'06		QE Checked by: AngeeNu.Hu 7/20'06		QC Checked by: C.X Ling 7/20'06	



BILL OF MATERIAL

HON HAI PRECISION INDUSTRY CO., LTD

FOXCONN COMPUTER CONNECTOR (KUN SHAN) CO., LTD.
 NO. 999 BEIMEN ROAD CHENGBEI TOWN
 KUNSHAN CITY, JIANGSU PROVINCE
 CHINA

HON HAI P/N:

WDAN-U1L51002-DF

CUSTOMER P/N:

22G600820-10

DESCRIPTION:

RF ANTENNA CABLE ASSEMBLY FOR L51

P/N	DESCRIPTION	VENDER	UL NO.	REMARK
901-0155-002	RF CONNECTOR 塑膠	FOXCONN	E135714	
901-0006-016	RF CONNECTOR 塑膠	FOXCONN	E54705	
904-0760-087	RF CONNECTOR 銅材	FOXCONN	/	
904-0646-087	RF CONNECTOR 銅材	FOXCONN	/	
906-3200-822	CABLE 銅絲	FOXCONN	/	
902-0091-124	CABLE 鐵氟龍	FOXCONN	E124936	wire
904-0626-087	METAL SHELL 銅材	FOXCONN	/	
085-0018-673	LABEL	HengMing Da	MH25326	
090-0033-573	AL FOIL	LONGYOUNG	E233905	包含mylar與背膠
086-0001-2057	H.S.TUBE	SANLIAN	E209436	

APPROVED:

Paul J.S. Huang 7/20'06

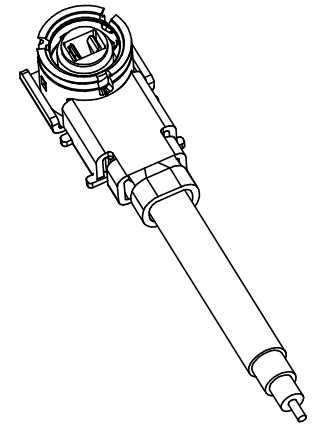
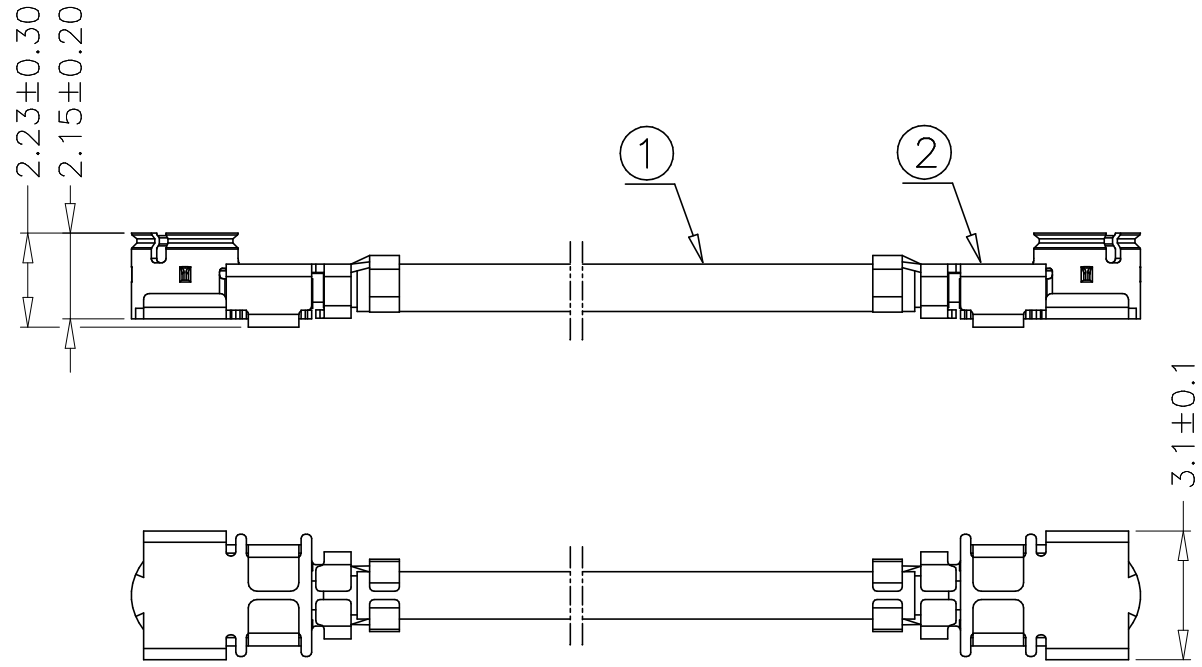
CHECKED:

Bulus Lee
7/20'06

PREPARED:

Wayne Lv
7/20'06

REV.	ECN. NO.	APPD.
A	BC05735741	Yen-chao Tsai



NOTES:

GENERAL SPECIFICATION

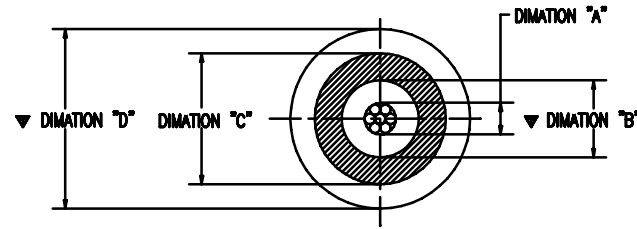
- CONTACT RESISTANCE: 20 MILIOHMS MAX.
- INSULATION RESISTANCE: 500 MEGOHMS MIN.
- WITHSTAND VOLTAGE: 200 Vac
- V.S.W.R.: 1.4 OR LESS AT DC TO 3 GHz
- OPERATION TEMPERATURE: -40°C TO 90°C

RF CABLE ASSEMBLY MATERIAL:

- CONTACT: COPPER ALLOY, GOLD PLATING
- HOUSING: THERMOPLASTIC, UL 94V-0 RATED
- METAL SHELL: COPPER ALLOY, SILVER PLATING
- CABLE: 30AWG&32AWG SOLID COAXIAL CABLE
- PART NO.: MATRIX: SGX0001-00

②	RF RAW CABLE	703-32**-211	FOXCONN: 703-32**-211	A/R
①	RF CONNECTOR	SGX0001-00	FOXCONN: SGX0001-00	2PCS
ITEM	DESCRIPTION	FOXCONN P/N	VENDOR P/N	Q'TY
X.± 1	X°.±	UNITS mm	NAME(INTENDED USE) RF CABLE ASS'Y	
.X± 0.1	.X°.±	MAT'L	TITLE: ASSEMBLY DRAWING	
.XX± 0.05	.XX°.±	FINISH	PART NO.(INTENDED USE) SGX0001-00	DWG NO.: 603-0000-1392
.XXX±	.XXX°.±		APPD: Yen-chao Tsai 6/30'04	CHKD: Bulus Lee 6/30'04
THESE DRAWINGS AND SPECIFICATIONS ARE THE PROPERTY OF HON HAI PRECISION IND. CO., LTD. AND SHALL NOT BE REPRODUCED, COPIED OR USED IN ANY MANNER WITHOUT THE PRIOR WRITTEN CONSENT OF HON HAI PRECISION IND. CO., LTD.		Q'TY	DR: George Chen 6/30'04	SCALE SHEET REV. N/A 1/1 A

AWG	DC RESISTANCE (ohms/km)	COMPOSITION (STRANDS/MM)	DIM "A" (REF.)	DIM "B"	DIM "C" (REF.)	DIM "D"	PATER NO.
30	MAX. 320	7/0.10	0.305	0.826±0.025	1.358	1.816±0.038	703-30NN-211
32	MAX. 584	7/0.08	0.24	0.68 ^{+0.04} _{-0.02}	0.93	1.13 ^{+0.06} _{-0.05}	703-32NN-211
36	MAX. 1217	7/0.05	0.15	0.4±0.05	0.65	0.8±0.05	703-36NN-211



REV.	ECN. NO.	NO.	APPD.
A	IC016491		Allen Cheng 12/21/01
B	IC023064		Allen Cheng 4/23/02
C	IC024343		Allen Cheng 6/9/02
D	IC029148		Allen Cheng 10/24/02
E	BC0350986		Allen Cheng 01/07/03

ELECTRICAL

IMPEDANCE	50±5 ohms						PATER NO.	
	30.5 NOM. pF/ft							
FREQUENCY (GHZ)	0.5	1	2	3	4	5	6	
ATTENUATION (dB/10ft)/NOM.	3.1	4.6	6.8	8.6	10.5	12	13.5	703-30NN-211
ATTENUATION (dB/10ft)/NOM.	3.8	5.5	8.2	10.3	12	13.6	15.2	703-32NN-211
ATTENUATION (dB/10ft)/NOM.	6.1	8.4	12.5	15.8	18	20	22.3	703-36NN-211

7.DIELECTRIC STRENGTH: 0.5 KVAC/MIN.
 8.JACKET CONCENTRICITY=80% MIN.
 10.PART NO.:703-AANN-211
 AA---CONDUCTION AWG
 FOR EXAMPLE:



MECHANICAL

ELONGATION:	MIN 200%
ELON. RETEN.:	MIN 75% 232°C/168H
TENSILE STRENGTH:	MIN 2500PSI
T.E. RETENTION:	MIN 75%
HEAT SHOCK:	232°C NO CRACK
COLD BEND:	-20°C NO CRACK
DEFORMATION:	232°C 50%
FLAME TEST:	VW-1

RATINGS

TEMPERATURE:	200°C/105°C
VOLTAGE:	30V
UL STYLE:	1894/1943

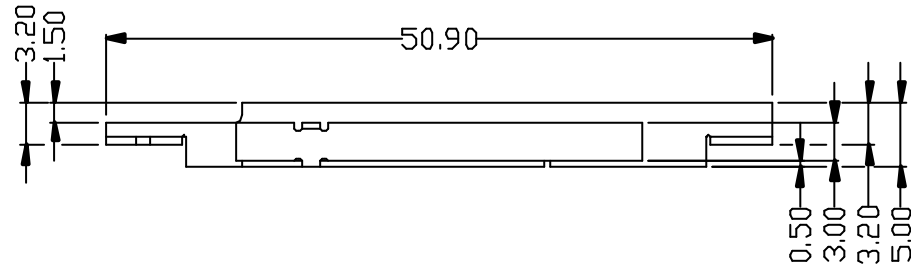
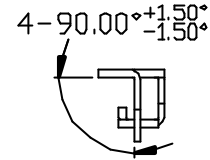
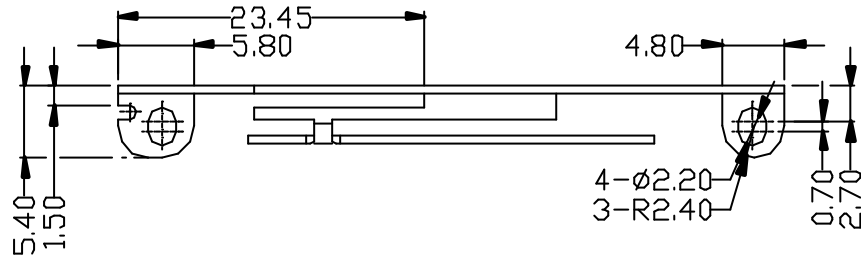
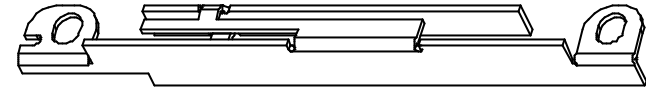
備注：
 本產品製造之原料零件必須符合RoHS環境管理物質規定
 Harmful material control please follow Doc. No. "EPT12"

NOTES

- MATERIAL
 CONDUCTOR:SILVER PLATED STRANDED COPPER
 PRIMARY INSULATION:FEP
 SHIELD:SILVER PLATED BRAID
 JACKET:FEP
- PRIMARY INSULATION CONCENTRICITY=85% MIN.
- BRAIDING COVERAGE TO BE 95% MIN.
- NN: JACKET COLOR CODE
 00--BLACK 01--BROWN 02--RED 03--ORANGE 04--YELLOW
 05--GREEN 06--BLUE 07--PURPLE 08--GRAY 09--WHITE
 10--CLEAR 99--NATURAL
- DIMENSIONS WITH ▼ ARE TO BE INSPECTED
- SPARK TEST AT 0.5 KVAC

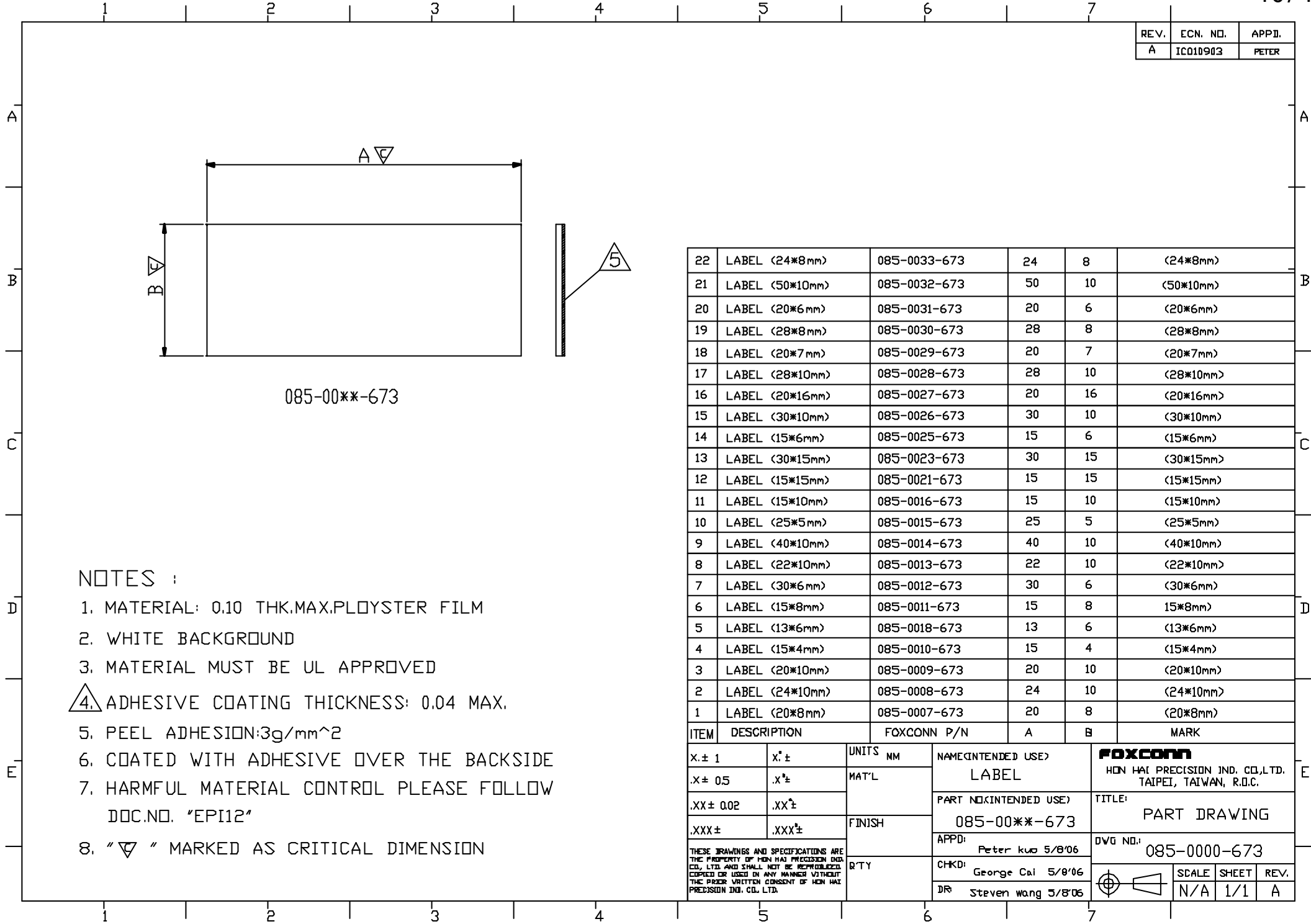
X.±	X'±	UNITS	MM	NAME(INTENDED USE)	FOXCONN
.X±	.X'±	MAT'L		COAXIAL CABLE	HON HAI PRECISION IND. CO.,LTD. TAIPEI, TAIWAN, R.O.C.
.XX±	.XX'±	SEE BOM		PART NO.(INTENDED USE)	TITLE:
.XXX±	.XXX'±	FINISH		703-AANN-211	RF CABLE
THESE DRAWINGS AND SPECIFICATIONS ARE THE PROPERTY OF HON HAI PRECISION IND. CO., LTD. AND SHALL NOT BE REPRODUCED, COPIED OR USED IN ANY MANNER WITHOUT THE PRIOR WRITTEN CONSENT OF HON HAI PRECISION IND. CO., LTD.				APPD: Allen Cheng 1/7/03	DWG NO.:
				CHKD: William yao1/7/03	703-0000-211
				DR: Yehe Zhang10/24'02	SCALE SHEET REV.
					NONE 1/1 E

REV.	ECN. NO.	APPD.
A	BC06728844	Paul Huang



X. ±	X° ± 0.25°	UNITS mm	NAME (INTENDED USE)	FOXCONN
.X ± 0.1	.X° ±	MAT'L	RF ANTENNA CABLE ASS'Y	HON HAI PRECISION IND. CO., LTD. TAIPEI, TAIWAN, R.O.C.
.XX ± 0.08	.XX° ±	FINISH	PART NO. (INTENDED USE)	TITLE:
.XXX ±	.XXX° ±		WDAN-U1L500D2-0F	SHEETMETAL DRAWING
THESE DRAWINGS AND SPECIFICATIONS ARE THE PROPERTY OF HON HAI PRECISION IND. CO., LTD. AND SHALL NOT BE REPRODUCED, COPIED OR USED IN ANY MANNER WITHOUT THE PRIOR WRITTEN CONSENT OF HON HAI PRECISION IND. CO., LTD.			APPD: Paul Huang 5/18/08	DWG NO.: 023-0000-4267
D'TY			CHKD: Bulus Lee 5/18/08	SCALE SHEET REV.
			DR: George Chen 5/18/08	1:1 1/2 A

REV.	ECN. NO.	APPD.
A	IC010903	PETER



085-00**-673

NOTES :

1. MATERIAL: 0.10 THK.MAX.PLOYSTER FILM
2. WHITE BACKGROUND
3. MATERIAL MUST BE UL APPROVED
4. ADHESIVE COATING THICKNESS: 0.04 MAX.
5. PEEL ADHESION:3g/mm²
6. COATED WITH ADHESIVE OVER THE BACKSIDE
7. HARMFUL MATERIAL CONTROL PLEASE FOLLOW DOC.NO. "EPI12"
8. "" MARKED AS CRITICAL DIMENSION

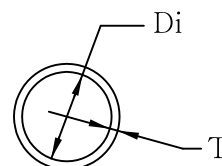
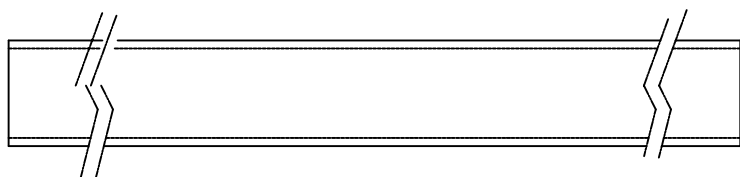
22	LABEL (24*8mm)	085-0033-673	24	8	(24*8mm)
21	LABEL (50*10mm)	085-0032-673	50	10	(50*10mm)
20	LABEL (20*6mm)	085-0031-673	20	6	(20*6mm)
19	LABEL (28*8mm)	085-0030-673	28	8	(28*8mm)
18	LABEL (20*7mm)	085-0029-673	20	7	(20*7mm)
17	LABEL (28*10mm)	085-0028-673	28	10	(28*10mm)
16	LABEL (20*16mm)	085-0027-673	20	16	(20*16mm)
15	LABEL (30*10mm)	085-0026-673	30	10	(30*10mm)
14	LABEL (15*6mm)	085-0025-673	15	6	(15*6mm)
13	LABEL (30*15mm)	085-0023-673	30	15	(30*15mm)
12	LABEL (15*15mm)	085-0021-673	15	15	(15*15mm)
11	LABEL (15*10mm)	085-0016-673	15	10	(15*10mm)
10	LABEL (25*5mm)	085-0015-673	25	5	(25*5mm)
9	LABEL (40*10mm)	085-0014-673	40	10	(40*10mm)
8	LABEL (22*10mm)	085-0013-673	22	10	(22*10mm)
7	LABEL (30*6mm)	085-0012-673	30	6	(30*6mm)
6	LABEL (15*8mm)	085-0011-673	15	8	15*8mm)
5	LABEL (13*6mm)	085-0018-673	13	6	(13*6mm)
4	LABEL (15*4mm)	085-0010-673	15	4	(15*4mm)
3	LABEL (20*10mm)	085-0009-673	20	10	(20*10mm)
2	LABEL (24*10mm)	085-0008-673	24	10	(24*10mm)
1	LABEL (20*8mm)	085-0007-673	20	8	(20*8mm)
ITEM	DESCRIPTION	FOXCONN P/N	A	B	MARK

X ± 1	X ¹ ±	UNITS	NAME (INTENDED USE)	FOXCONN HON HAI PRECISION IND. CO.,LTD. TAIPEI, TAIWAN, R.O.C.						
X ± 0.5	X ^{0.5} ±	MAT'L	LABEL							
.XX ± 0.02	.XX [±]	FINISH	PART NO.(INTENDED USE)	TITLE:						
.XXX ±	.XXX [±]		085-00** -673	PART DRAWING						
THESE DRAWINGS AND SPECIFICATIONS ARE THE PROPERTY OF HON HAI PRECISION IND. CO., LTD. AND SHALL NOT BE REPRODUCED, COPIED OR USED IN ANY MANNER WITHOUT THE PRIOR WRITTEN CONSENT OF HON HAI PRECISION IND. CO., LTD.			APPD: Peter kuo 5/8'06	DWG NO.:						
DR: Steven wang 5/8'06			CHKD: George Cai 5/8'06	085-0000-673						
			DR: Steven wang 5/8'06	<table border="1"> <tr> <th>SCALE</th> <th>SHEET</th> <th>REV.</th> </tr> <tr> <td>N/A</td> <td>1/1</td> <td>A</td> </tr> </table>	SCALE	SHEET	REV.	N/A	1/1	A
SCALE	SHEET	REV.								
N/A	1/1	A								

NOTES:

1. UL SERVICE PROTOCOL : TYPE R
2. RATING : UL224, 125°C, 600V, VW-1
C-UL CSA C 22.2 OFT
3. SHRINKING PROPORTION : 2 : 1
4. VOLTAGE RATING : 600V
5. THE RANGE OF USING TEMPERATURE : -55°C ~ 125°C
6. COLOR : TRANSPARENT
7. HARMFUL MATERIAL CONTROL PLEASE FOLLOW DOC. NO. "EPI12"

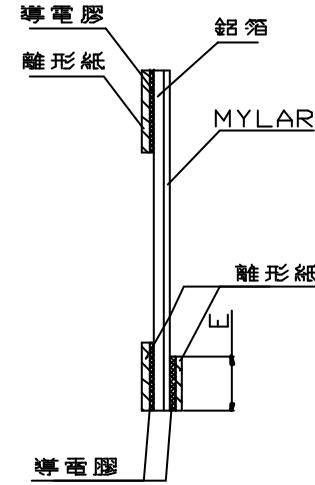
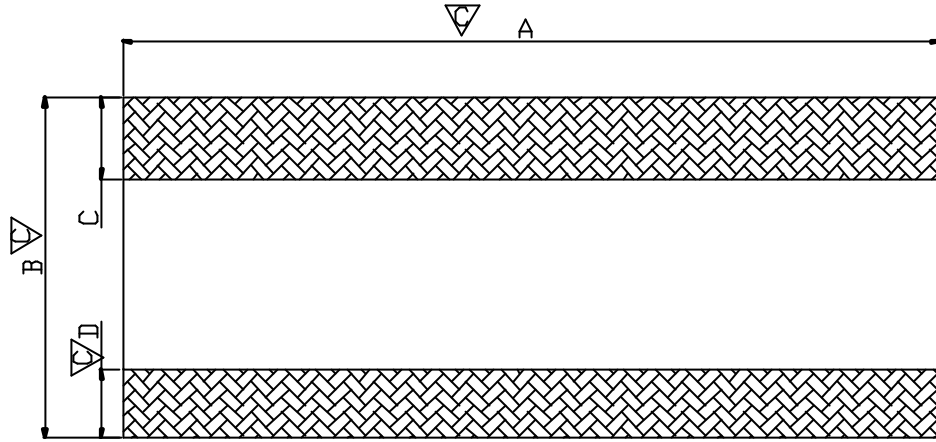
REV.	ECN. NO.	APPD.
A	BC04728124	TSAI 8/28,04
B	BC04733578	J.Z. Huang 10/13,04



Ⓑ	086-0002-2057	3.5±0.3	0.20±0.05	1.50	0.40±0.05
	086-0001-2057	3.0±0.3	0.20±0.05	1.25	0.38±0.05
Part Number	⚠ 6	Inside Diameter, Di (min.)	Wall Thickness, T (nomi.)	Inside Diameter, Di (max.)	Wall Thickness, T (min.)
				As Supplied	

X.±	X°.±	UNITS mm	NAME(INTENDED USE)	FOXCONN			
.X± 0.3	.X°.±	MAT'L	TUBE FOR ANTENNA CONN.	HON HAI PRECISION IND. CO.,LTD. TAIPEI, TAIWAN, R.O.C.			
.XX± 0.15	.XX°.±	FINISH	PART NO.(INTENDED USE) 086-00**-2057	TITLE: HEAT SHRINKABLE TUBE			
.XXX±	.XXX°.±		APPD: J.Z. Huang 10/13,04	DWG NO.: 086-0000-2057			
THESE DRAWINGS AND SPECIFICATIONS ARE THE PROPERTY OF HON HAI PRECISION IND. CO., LTD. AND SHALL NOT BE REPRODUCED, COPIED OR USED IN ANY MANNER WITHOUT THE PRIOR WRITTEN CONSENT OF HON HAI PRECISION IND. CO., LTD.		Q'TY	CHKD: Y.C. Guo 10/13,04		SCALE	SHEET	REV.
			DR: X.F. Lee 10/13,04		N/A	1/1	B

REV.	ECN NO.	APPD.
A	BC05752244	Yan-Choa Tsai
B	BC06715282	Yan-Choa Tsai
C	BC06729268	Paul Huang



①	39.5	155	4.5	0	0	090-0034-573
②	40.0	190	4.0	0	0	090-0033-573
③	85.0	40.0	25.0	5.0	0	090-0060-573
④	30.0	25.0	10.0	2.0	0	090-0050-573
⑤	53.0	138	10.0	3.8	0	090-0040-573
⑥	40.0	150	4.0	0	0	090-0032-573
⑦	30.0	150	4.0	0	0	090-0031-573
⑧	53.0	26.0	8.0	4.0	0	090-0022-573
⑨	40.0	26.0	8.0	4.0	0	090-0021-573
⑩	80.0	39.0	10.0	4.0	4.0	090-0010-573
ITEM	DIMENTION A	DIMENTION B	DIMENTION C	DIMENTION D	DIMENTION E	PART NO.
X ± 0.6	X ±	UNITS mm	NAME (INTENDED USE)		FOXCONN HON HAI PRECISION IND. CO., LTD. TAIPEI, TAIWAN, R.O.C.	
x ± 0.3	.x ±	MAT'L	RF ANTENNA CABLE ASSY			
XX ± 0.10	.XX ±	FINISH	PART NO (INTENDED USE)		TITLE:	
XXX ±	.XXX ±		WDAN-*****		AL MYLAR DRAWING	
THESE DRAWINGS AND SPECIFICATIONS ARE THE PROPERTY OF HON HAI PRECISION IND. CO., LTD. AND SHALL NOT BE REPRODUCED, COPIED OR USED IN ANY MANNER WITHOUT THE PRIOR WRITTEN CONSENT OF HON HAI PRECISION IND. CO., LTD.			APPD: Paul Huang 5/20/06		DWG NO.: 090-0000-573	
QTY			CHKD: Bulus Lee 5/20/06		SCALE SHEET REV. N/A 1/1 C	
			DR: George Chen 5/20/06			

NOTES:

1. ALL DIMENSIONS SHALL BE INTERPRETED PER ANSI Y14.5M-1982.
2. DIMENSIONS MARKED SHALL BE CHECKED.
3. HARMFUL MATERIAL CONTROL PLEASE FOLLOW DOC. NO. "EPI12".
4. AL MYLAR 上不能有被切傷的痕跡,
5. 1219膠系, 膠厚0.04mm, 離型紙厚0.12mm.
6. Adhesive force >=1.0kg/inch.

Color	Min. Thick. (mm)	Flame Class	HWI	HAI	RTI Elec	RTI Imp	RTI Str	IEC GWIT	IEC GWFI
ALL	1.5 ONLY	V-0	-	-	65	65	65	-	-
CTI: -			HVTR: -		D495: -		IEC BP: -		

Report Date: 3/23/1991 Underwriters Laboratories Inc® 647012001

UL94 small-scale test data does not pertain to building materials, furnishings and related contents. UL 94 small-scale test data is intended solely for determining the flammability of plastic materials used in components and parts of end-product devices and appliances, where the acceptability of the combination is determined by ULI.

UL iQ for Plastics Yellow Card - Microsoft Internet Explorer

QMF22 Component - Plastics Friday, October 24, 2003 E54705

SUMITOMO CHEMICAL CO LTD
5-33 KITAHAWA 4-CHOME CHUO-KU OSAKA 541-8550 JAPAN

Material Designation: E6006

Product Description: Liquid Crystal Polymer (LCP), designated "SUMIKASUPER" furnished as pellets.

Color	Min. Thick. (mm)	Flame Class	HWI	HAI	RTI Elec	RTI Imp	RTI Str	IEC GWIT	IEC GWFI
ALL	0.30	V-0	-	-	130	130	130	-	-
CTI: -		HVTR: -		D495: -			IEC Ball Pressure (°C): -		

Dielectric Strength (kV/mm): - **Volume Resistivity** (10^8 ohm-cm): - **Dimensional Stability**(%): -
ISO Tensile Strength (MPa): - **ISO Flexural Strength** (MPa): - **ISO Heat Deflection** (°C): -
ISO Tensile Impact (kJ/m²): - **ISO Izod Impact** (kJ/m²): - **ISO Charpy Impact** (kJ/m²): -

Report Date: 5/10/1995 Underwriters Laboratories Inc®

UL94 small-scale test data does not pertain to building materials, furnishings and related contents. UL 94 small-scale test data is intended solely for determining the flammability of plastic materials used in components and parts of end-product devices and appliances, where the acceptability of the combination is determined by ULI.

UNDERWRITERS LABORATORIES INC.
 File E124936 Section 1
 Vol. 4

FACTORY INSPECTION PROCEDURE
 Page I Issued: 04-23-01
 Revised: 06-29-01

TABLE OF AUTHORIZED STYLES
 SINGLE-CONDUCTOR THERMOPLASTIC-INSULATED WIRE

(File at Front of Section 1)

Page	Issued	Page	Issued	Page	Issued	Page	Issued
1801		1826		1851		1876	
1802		1827		1852		1877	
1803		1828		1853		1878	
1804		1829		1854		1879	
1805		1830		1855		1880	
1806		1831		1856		1881	
1807		1832		1857		1882	
1808		1833		1858		1883	
1809		1834		1859		1884	
1810		1835		1860		1885	
1811		1836		1861		1886	
1812		1837		1862		1887	
1813		1838		1863		1888	
1814		1839		1864		1889	
1815		1840		1865		1890	
1816		1841		1866		1891	
1817		1842		1867		1892	
1818		1843		1868		1893	
1819		1844		1869		*F! 1894	04-23-01
1820		1845		1870		1895	
1821		1846		1871		1896	
1822		1847		1872		1897	
1823		1848		1873		1898	
1824		1849		1874		1899	
1825		1850		1875		1900	

JN/CH:cms
 SCDLS

UNDERWRITERS LABORATORIES INC.
Subject 758 Section 1

Page 1894

APPLIANCE WIRING MATERIAL
Issued: April 18, 1993
Revised: Nov. 28, 2000

Style 1894 Teflon Insulated and Jacketed Cable.

Rating 200°C, 30 Volts.

*Conductors 40 AWG min. Material not specified.

Insulation Extruded FEP, PFA or TFE (Teflon) 3 mils min at any point,
min avg not specified.

*Shield Optional.

Covering (Optional) Extruded FEP, PFA or TFE (Teflon), 3 mils min at
any point, min avg not specified.

*Shield Optional.

Jacket (Optional) Extruded FEP, PFA or TFE (Teflon), 3 mils min at
any point, min avg not specified.

*Standard Appliance Wiring Material UL 758.

Instructions Detailed Examination.
to UL
Representative

UL (4) Detailed Examination
*Counter-Check (4) Horizontal Flame Test.
Program

*Marking General.

Use Internal Wiring of Class 2 Circuits in Electronic Equipment

RLS_AWM\3004

File E124936

Page 1

Issued: 04-23-01

DESCRIPTION

PRODUCT COVERED:

Appliance Wiring Materials, Style 1894.

JN/CH:cms
SCDLS

UNDERWRITERS LABORATORIES INC.
File E124936 Section 1
Vol. 4

FACTORY INSPECTION PROCEDURE
Facing Page 1894 Issued: 04-23-01
Revised: 06-29-01

CONDUCTORS:

Tinned only.

INSULATION MATERIAL:

FEP only. Minimum average 11 mils, minimum at any point 10 mils.

*JACKET MATERIAL:

FEP only. Minimum average 10 mils, minimum at any point 8 mils.

JN/CH:cms
SCDLS

UL International Ltd.
 18th Floor, Delta House
 3 On Yiu Street
 Shatin, New Territories, Hong Kong
 Phone: 852-2276-9000
 FAX: 852-2276-9828



Q A Manager
 HENG MINGDA PACKING MATERIAL CO LTD
 GU CHENG RD
 BA CHENG TOWN
 KUNSHAN
 JIANGSU 215311 CHINA

Date: 2003/07/31
 Subscriber: 672645001
 File No: **MH25326**
 Project No: 03CA15064
 PD No: 03O11882
 Type: R
 PO Number:

Subject: Procedure And/Or Report Material

The following material resulting from the investigation under the above numbers is enclosed.

<u>Issue</u>			<u>Pages</u>	<u>Revised Date</u>
<u>Date</u>	<u>Vol</u>	<u>Sec</u>		
2002/09/02	1		Revised Authorization Page(s)	2003/08/15
2003/08/15	1		New Index Page(s) 1	2003/08/15
2003/08/15	1		New Appendix A THRU D ISSUED	2003/08/15
2003/08/15	1	3	Add New Proc/Report Sect	

ADDS CANADIAN CATEGORY.

Inspections at your plant will be conducted under the supervision of Mr. Eric Ma, China National Import & Export Commodities Inspection Corp., No. 44 Matai Street, 210009 Nanjing, Jiangsu, China, PHONE: 86 25 3210944, FAX: 86 25 3225650.

Please file revised pages and illustrations in place of material of like identity. New material should be filed in its proper numerical order.

NOTE: Follow-Up Service Procedure revisions DO NOT include Cover Pages, Test Records and Conclusion Pages. Report revisions DO NOT include Authorization Pages, Indices, Section General Pages and Appendixes.

Please review this material and report any inaccuracies to ANDREW BUTT (852-2276-9000), referring to the above Project and/or PD Numbers.

c: NWT File

UL INSPECTION CENTER 521

FILE MH25326

VOL 1 ADDENDUM TO PAGE 1
AUTHORIZATION PAGEISSUED: 2002-09-02
REVISED: 2003-08-15

LOCATION

(287322-001) HENG MINGDA PACKING & PRINTING FACTORY
FRIENDSHIP BLDG SIDE
OLD ST
SHENZHEN, SHI'YAN
GUANGDONG 518108 CHINA

(672645-001) HENG MINGDA PACKING MATERIAL CO LTD
GU CHENG RD
BA CHENG TOWN
KUNSHAN
JIANGSU 215311 CHINA

File MH25326

Vol. 1

Index

Page 1

Issued: 2003-08-15

INDEX

<u>Label Designation</u>	<u>Section</u>	<u>USR</u>	<u>CNR</u>
"HMTLS", "HMTLS+T", "HMTLSM50", "HMTLSM50+T"	1	X	-
"HMTLSH+T"	2	X	-
"HMHPALM90"	3	X	X

OANZ2

February 18, 2003

Insulating Tape - Component

TAI PUU TAPE CO LTD

72 CHENG TAI RD, SEC 3, WU-KU HSIANG TAIWAN

E233905

Flame retardant aluminum foil tape with conductive acrylic adhesive, Cat. No EC-1057*.

* - Complies with flame retardant requirements, when so marked

Marking: Company name or "E233905", catalog designation and "Flame Retardant" printed on the central core or outer wrapper or package

See General Information Preceding These Recognitions.

For use only in equipment where the acceptability of the combination is determined by Underwriters Laboratories Inc.

2/18/2003

Underwriters Laboratories Inc.

Card 1 of 1

2600N.W. Lake Road
 Camas, WA 98607-8542
 United States Country Code(1)
 (360) 817-5500
 FAX No. (360) 817-6000
<http://www.ul.com>

 **Underwriters Laboratories Inc. ®**

File E209436

Vo1.1

Issued: 6-5-00

**FOLLOW -UP SERVICE PROCEDURE
 (TYPE R)**

**COMPONENT - EXTRUDED TUBING,ELECTRICAL
 (YDPU2,YDPU8)**

Manufacturer: DONGGUAN LIAOBU SANLIAN PLASTIC CO LTD
 (824662-001) LIAOBU SANLIAN DISTRICT
 LIAOBU
 DONGGUAN
 GUANGDONG 523419 CHINA

Applicant: SAME AS MANUFACTURER
 (824662-001)

**Recognized
 Company:** SAME AS MANUFACTURER
 (824662-001)

This Procedure authorizes the above Manufacturer to use the marking specified by Underwriters Laboratories Inc. only on products covered by this Procedure, in accordance with the applicable Follow-Up Service Agreement.

The Prescribed Mark or Marking shall be used only at the above manufacturing location on such products which comply with this Procedure and any other applicable requirements.

The Procedure contains information for the use of the above named Manufacturer and the representatives of Underwriters Laboratories Inc. and is not to be used for any other purpose. It is lent to the Manufacturer with the understanding that it is not to be copied, either wholly or in part, and that it will be returned to Underwriters Laboratories Inc. upon request.

This PROCEDURE, and any subsequent revision, is the property of UNDERWRITERS LABORATORIES INC. and is not transferable.

UNDER WRITERS LABORATORIES INC.



J. J. Ritchie
 Vice President
 Laboratory Management and Operations

A not-for-profit organization
 dedicated to public safety and
 committed to quality service

MATERIAL SAFETY DATA SHEET

PRODUCT ABSTRACT

The product consists of ethylene-vinyl Acetate copolymer and may contain other flame retardants, colourants, heat stabilizers and/or other typical additives. The main material safety data is as follow.

PRODUCT IDENTIFICATION

Product Class: Plastics heat shrinkable tube
Trade Name: SALIPT ®
Chemical Name: EVA Copolymer

Manufacture's Name: Dongguan Sanlian Plastics Co., Ltd
Address: Sanlian, Liaobu, Dongguan, Guangdong Province, P. R. China.
 523419
Unit in Charge: Sale Department
TEL: 0086-769-3215622
FAX: 0086-769-3219706
Quality Assurance Sec.
TEL: 0086-769-3215622
FAX: 0086-769-3219706

MATERIAL

Raw materials	Weight Percentage	Purpose of use	Remarks
Al(OH) ₃	30-50	Main ingredient	
EVA	50-80	Flame retardant	
EPDM	10-20	Reinforcer	
1010	0.5-1	Stabilizer	
Total	100		

HAZARDOUS INGREDIENT

Hazardous Components:

Additives	Element employed	Content	CAS No.
Stabilizer	Pb	< 50ppm	7439-92-1
Stabilizer	Cd	< 5ppm	7440-43-9
Flame retardant	PBB, PBDE	nil	67774-32-1

PHYSICAL/CHEMICAL CHARACTERISTICS

Heat shrinking temperature : °C 90
Specific Gravity: g/cm³ 1.35
Solubility in Water: % nil
Appearance: uniform, smooth with colour
Odor: nil

FIRST AID MEASURES

Occurrence of powder or dust after machining, grinding this material.

a) Enter the eyes: Wash out with clean running water over 15 minutes.

If feel pain, consult eye doctor immediately.

b) Adhere to skins: Washing with water.

c) Inhalation:

Remove victim to fresh air immediately, then lie down quietly and keep warm. Get immediate medical attention.

Directly handling after work

a) Scalded skins: Cool affected part with running water immediately. Get immediate medical attention.

b) Swallowing tips: Rinse mouth with water, get immediate medical attention.

FIRE AND EXPLOSION HAZARD DATA

Flash point:	nil
Flammable Limit:	> 300 °C
Flammability:	UL-94-vw-1
Extinguishing Media:	stable, nonflammable substance
Special Fire Fighting Procedures:	not specified
Unusual Fire and Explosion Hazards:	do not present fire or explosion
Unusual Fire and Explosion Hazards:	hazards under normal condition.

REACTIVITY DATA

Stability:	Stable under normal conditions of use, Storage, and transportation (temperature < 40 °C).
Incompatibility (Materials to avoid):	Noting
Hazardous Decomposition	Noting
Hazardous polymerization	Will not occur

HEALTH HAZARD DATA

Nothing for the Combined mixtures. Refer as follows, for component elements.

Skin Corrosion:	No Data
Irritant property (Skin, Eyes):	No Data
Sensitization:	No Data

TRANSPORT INFORMATION

Precautions:

1. Keep dry with polyethylene film and do not get tube nearby fire.
2. Do not use under the temperature higher than 60 °C

Caution

Information herein is given in good faith as authoritative, and however, no warranty, express or Implied can be made.

*Uniwill L51 Antenna
Performance test report*

By	Approved <i>David Su</i>	Checked <i>Sheng Tai</i>	Prepared <i>Mike Ke</i>	<i>Issued By: Taipei Cable R&D</i>
Date	2006/7/19	2006/7/19	2006/7/19	

TWN RF TEAM

Engineering Test Report

● Antenna Description

Antenna Description

Right WLAN antenna : O.D. 1.13mm Gray Coaxial cable x570mm + Foxconn connector

Left WLAN antenna : O.D. 1.13mm Black Coaxial cable x820mm + Foxconn connector

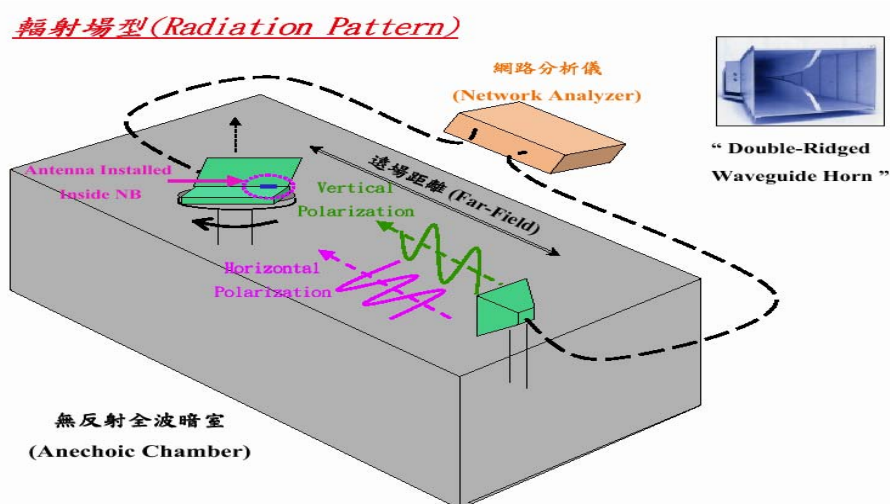
Test Item:

1. VSWR (2~6 GHz) for WLAN,
2. Gain (2.400 ~ 2.500 GHz; 4.900~5.875 GHz) for WLAN

Equipment:

1. RF Network Analyzer, HP8720D
2. Anechoic Chamber
3. Double-Ridged Waveguide Horn
4. Rotational Platform with step motor

2D Antenna Gain and Radiation Pattern Measuring Structure Diagram




TWN RF TEAM

Engineering Test Report

- **Antenna Position**



Left WLAN Antenna

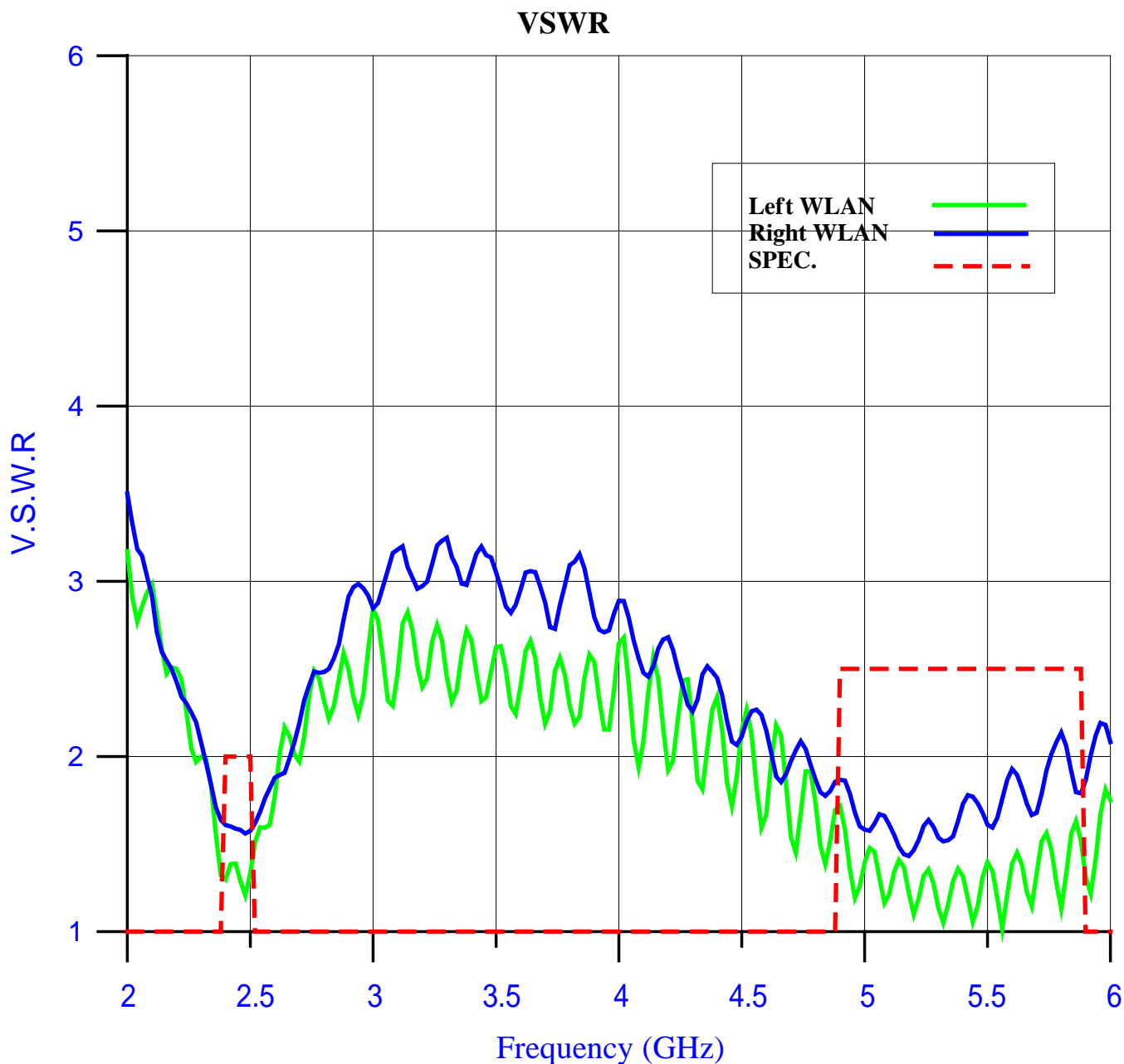


Right WLAN Antenna

TWN RF TEAM

Engineering Test Report

1.1 WLAN Antenna VSWR @ 2.0 ~ 6.0 GHz



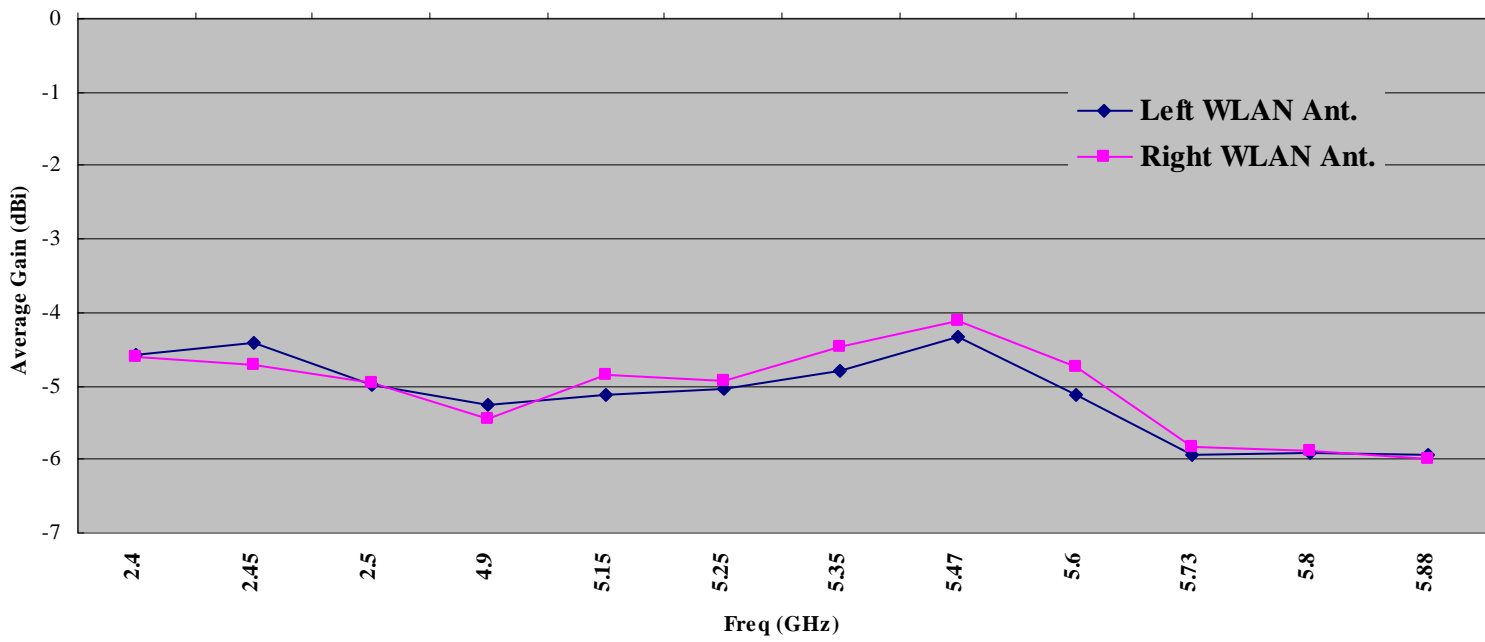
Marker Point (GHz)	2.400	2.450	2.500	4.900	5.150	5.250	5.350	5.470	5.600	5.725	5.800	5.875
Left WLAN Antenna VSWR Value	1.30	1.29	1.34	1.72	1.37	1.32	1.16	1.15	1.39	1.52	1.13	1.52
Right WLAN Antenna VSWR Value	1.61	1.58	1.58	1.87	1.44	1.60	1.52	1.68	1.93	1.79	2.14	1.79
Specification	2.0:1	2.0:1	2.0:1	2.5:1	2.5:1	2.5:1	2.5:1	2.5:1	2.5:1	2.5:1	2.5:1	2.5:1

TWN RF TEAM

Engineering Test Report

2.1 Average Gain

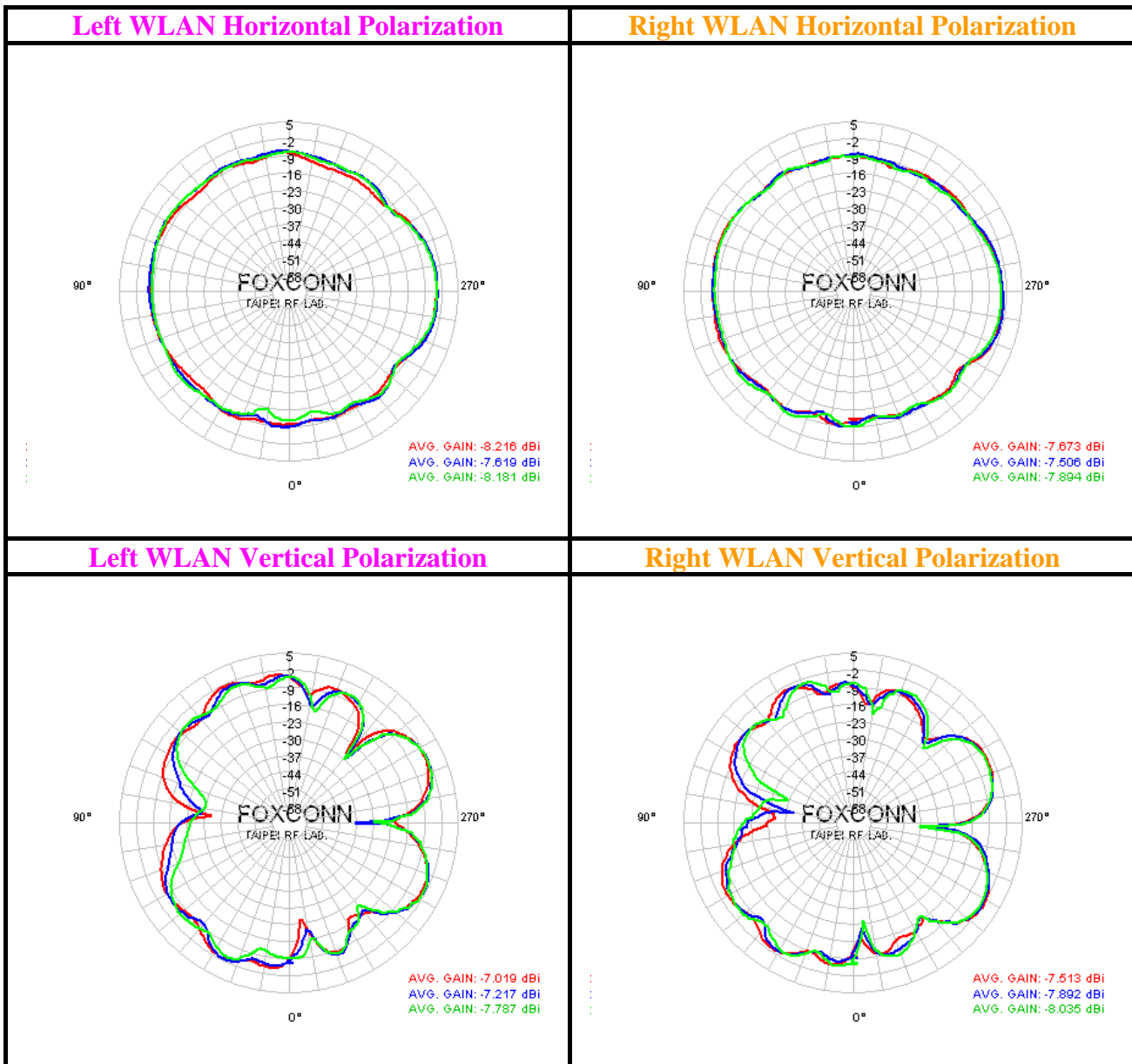
WLAN Antenna 2D Gain



TWN RF TEAM

Engineering Test Report

3.1 WLAN Antenna Radiation Pattern @ 2.400~2.500GHz



Left WLAN Antenna Average Gain

Freq (GHz)	2.400	2.450	2.500
XY-H (dBi)	-8.22	-7.62	-8.18
XY-V (dBi)	-7.02	-7.22	-7.79
Average Gain	-4.58	-4.42	-4.99

Right WLAN Antenna Average Gain

Freq (GHz)	2.400	2.450	2.500
XY-H (dBi)	-7.67	-7.51	-7.89
XY-V (dBi)	-7.51	-7.89	-8.04
Average Gain	-4.60	-4.70	-4.97

Left WLAN Antenna Peak Gain

Freq (GHz)	2.400	2.450	2.500
XY-H (dBi)	-3.82	-3.53	-3.87
XY-V (dBi)	-2.54	-1.99	-2.05

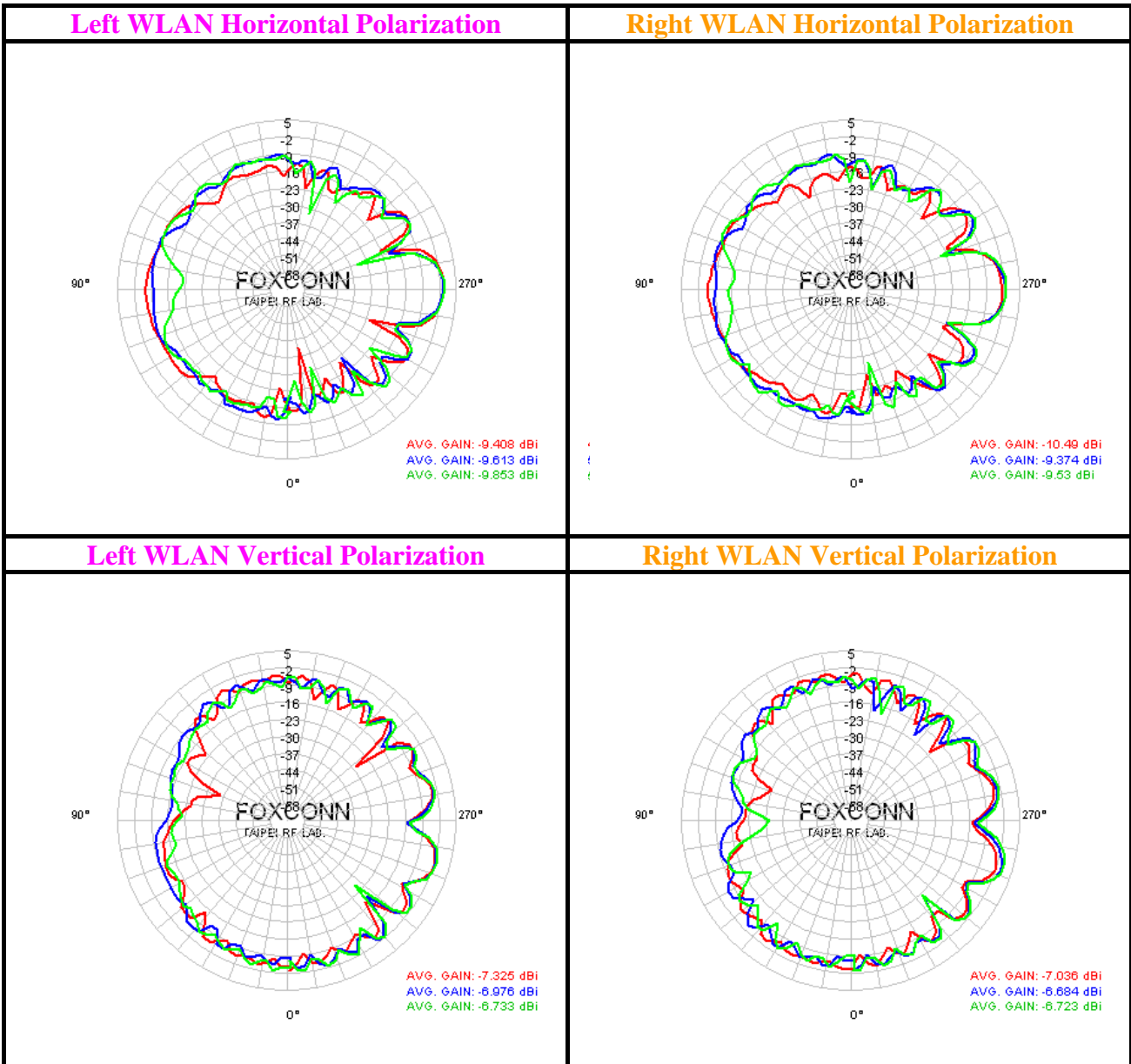
Right WLAN Antenna Peak Gain

Freq (GHz)	2.400	2.450	2.500
XY-H (dBi)	-3.19	-2.58	-3.74
XY-V (dBi)	-1.40	-1.96	-2.49

TWN RF TEAM

Engineering Test Report

3.2 WLAN Antenna Radiation Pattern @ 4.90 ~ 5.25 GHz



Left WLAN Antenna Average Gain

Freq (GHz)	4.900	5.150	5.250
XY-H (dBi)	-9.41	-9.61	-9.85
XY-V (dBi)	-7.33	-6.98	-6.73
Average Gain	-5.27	-5.12	-5.04

Right WLAN Antenna Average Gain

Freq (GHz)	4.900	5.150	5.250
XY-H (dBi)	-10.49	-9.37	-9.53
XY-V (dBi)	-7.04	-6.68	-6.72
Average Gain	-5.45	-4.85	-4.93

Left WLAN Antenna Peak Gain

Freq (GHz)	4.900	5.150	5.250
XY-H (dBi)	-0.04	-0.43	0.12
XY-V (dBi)	-1.26	-0.98	-0.64

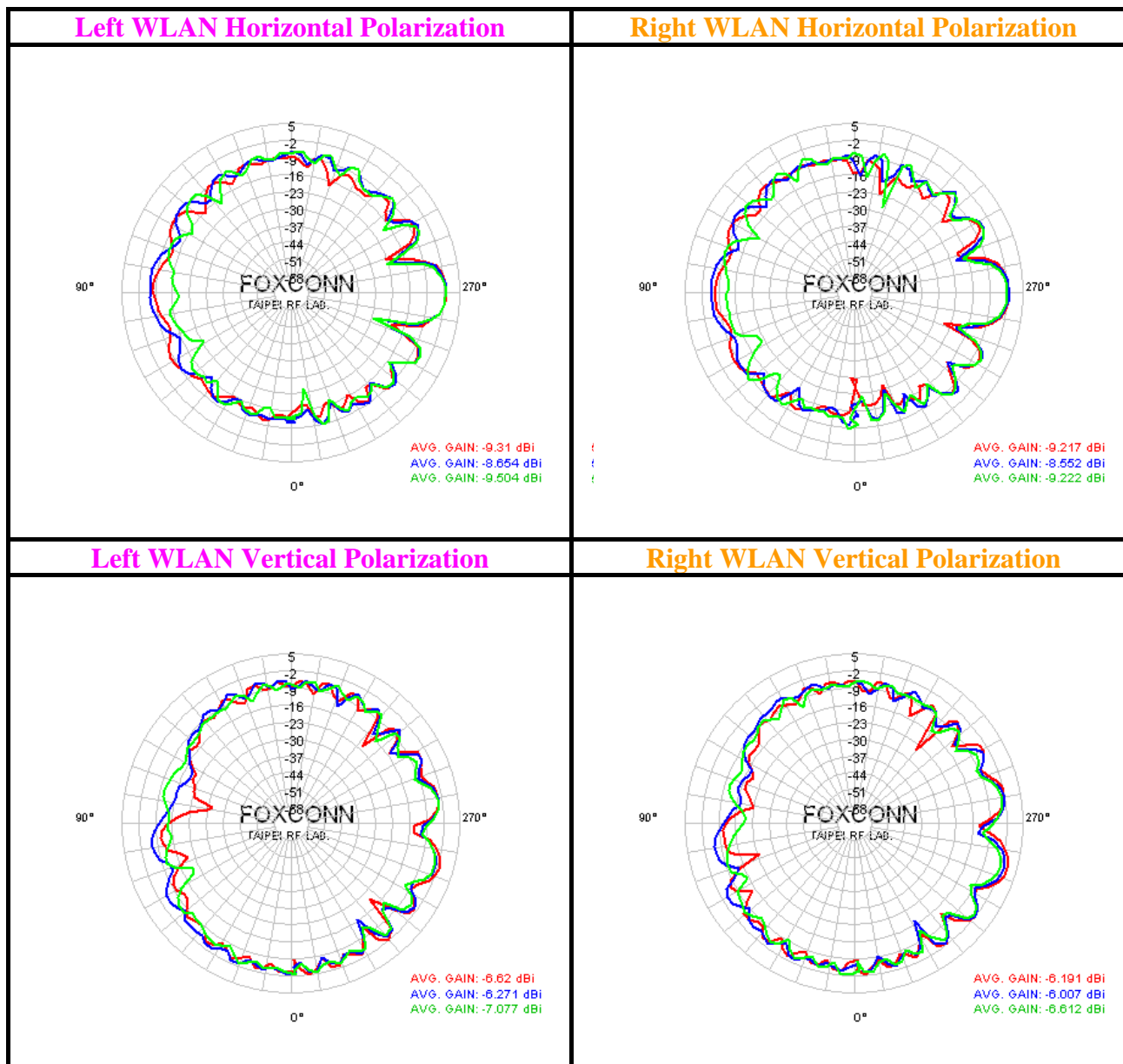
Right WLAN Antenna Peak Gain

Freq (GHz)	4.900	5.150	5.250
XY-H (dBi)	-2.18	-0.86	-0.52
XY-V (dBi)	-2.00	0.17	0.96

TWN RF TEAM

Engineering Test Report

3.3 WLAN Antenna Radiation Pattern @ 5.35 ~5.60GHz



Left WLAN Antenna Average Gain

Freq (GHz)	5.350	5.470	5.600
XY-H (dBi)	-9.31	-8.65	-9.50
XY-V (dBi)	-6.62	-6.27	-7.08
Average Gain	-4.79	-4.33	-5.15

Right WLAN Antenna Average Gain

Freq (GHz)	5.350	5.470	5.600
XY-H (dBi)	-9.22	-8.55	-9.22
XY-V (dBi)	-6.19	-6.01	-6.61
Average Gain	-4.47	-4.12	-4.75

Left WLAN Antenna Peak Gain

Freq (GHz)	5.350	5.470	5.600
XY-H (dBi)	-0.71	-0.75	-0.95
XY-V (dBi)	-0.87	-2.61	-2.69

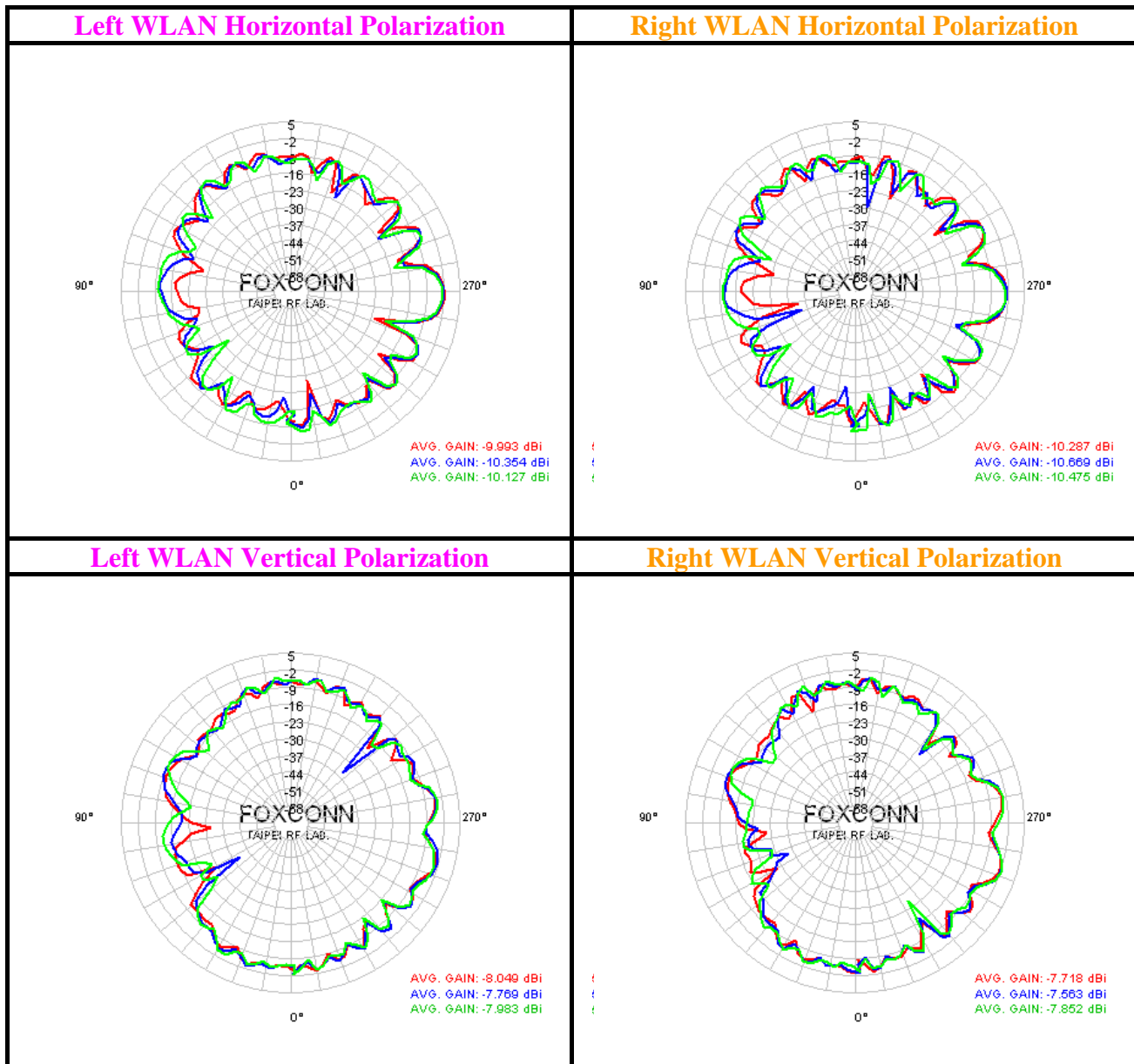
Right WLAN Antenna Peak Gain

Freq (GHz)	5.350	5.470	5.600
XY-H (dBi)	-0.82	-0.90	-1.66
XY-V (dBi)	1.04	-0.31	-1.89

TWN RF TEAM

Engineering Test Report

3.4 WLAN Antenna Radiation Pattern@5.725~5.875GHz



Left WLAN Antenna Average Gain

Freq (GHz)	5.725	5,800	5.875
XY-H (dBi)	-9.99	-10.35	-10.13
XY-V (dBi)	-8.05	-7.77	-7.98
Average Gain	-5.94	-5.90	-5.95

Right WLAN Antenna Average Gain

Freq (GHz)	5.725	5,800	5.875
XY-H (dBi)	-10.29	-10.67	-10.48
XY-V (dBi)	-7.72	-7.56	-7.85
Average Gain	-5.84	-5.87	-5.99

Left WLAN Antenna Peak Gain

Freq (GHz)	5.725	5,800	5.875
XY-H (dBi)	-1.47	-1.81	-2.15
XY-V (dBi)	-2.91	-2.31	-2.72

Right WLAN Antenna Peak Gain

Freq (GHz)	5.725	5,800	5.875
XY-H (dBi)	-2.26	-2.48	-2.71
XY-V (dBi)	-2.27	-1.61	-1.43



產品制造流程圖

編號: MWD01-5GE-2-DR3-04

REV: A

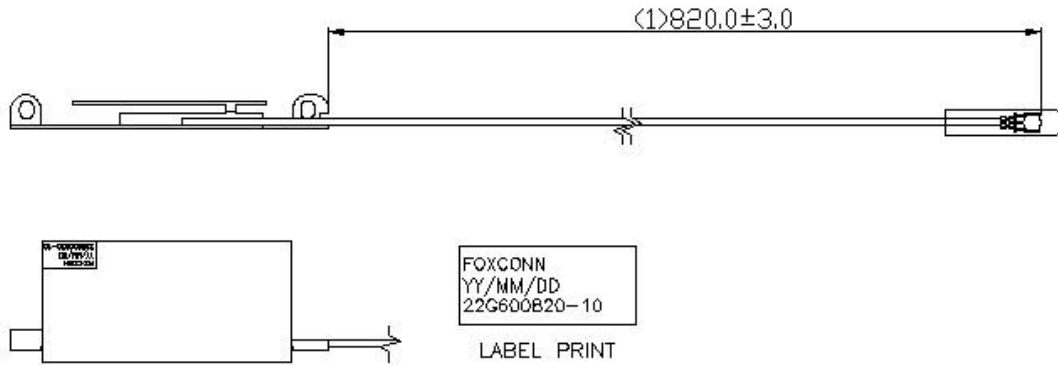
ECN NO: BC06711606

頁次: 1/1

產品系列	RF ANTENNA	產品料號	WDAN-U1L51002-DF	客戶料號	22G600820-10	客戶版次	
作業流程		使用材料(治具)		作業規範/圖面/標準		備 注	
1.材料投入				本產品.制程之原物料/零件必須符合EPI12環境管理物質規定			
2.裁線		703-3200-211(BLACK)		SPEC: 總長:835+/-2mm		9500裁線機	
3.編織點錫		上工站產品, 無鉛錫爐		控制點錫厚度		錫爐	
4.CONN組裝		CONTACT:SGX0001-00		依半成品SOP		CONN組裝機台	
6.線材與鐵殼焊接		023-01F0-4267,無鉛錫絲(Sn96.5%,Ag3%,Cu0.5% ; Flux2%) 上工站產品, Flux: MB900 or SM850		焊接溫度:380±20		無鉛焊台	
7.貼Label與鋁箔		上工站產品, 085-0018-673,090-0033-573		依成品SOP		/	
8.測試		上工站產品, 網絡分析儀		/		網絡分析儀,測試治具	
9.量尺寸		上工站產品; 量尺寸治具				1:1治具	
10.外觀檢查(一)		上工站產品		Shell端			
11.外觀檢查(二)		上工站產品		CONN端,線材		放大鏡	
12.包裝		上工站產品,包材		按包規包裝			
注: 每一工站請詳見相關SOP.							
核定	黃建勛 7/12'06		審核	季斌 7/12'06		制作	呂文華 7/12'06

鴻海檢驗標準	成品檢驗規格				文件編號	EB6-ATWD-873
					REV	X1
產品品名	RF ANTENNA CABLE ASSEMBLY	適用料號	WDAN-U1L51002-DF	SWR NO.	BC06729851	
適用類型	樣件	小量試產	批量試產	量產	制訂日期	2006.07.21
藍圖編號	605-0000-2263		藍圖REV.	A		修訂日期
抽樣計劃與 檢驗說明	檢驗類型	抽樣計劃		責任者	判定基準	記錄表單
	初件	5PCS/次		IPQC/線長	ACC/REJ=0/1	初件檢驗記錄表
	自主	每PC		裝配作業員	ACC/REJ=0/1	制程不良日報表
	巡迴	5PCS/次, 每次/2H		IPQC/線長	ACC/REJ=0/1	巡迴檢驗記錄表
入庫	1.尺寸: 5PCS/批 2.電測: C=0,AQL=0.1抽樣 3.外觀: C=0,AQL=0.1抽樣 4.包裝: 外包裝全檢; 內包裝(C=0,AQL=0.1)		FQC	依C=0抽樣計劃	入庫驗收單	新產品開始量試前十批, 需加嚴檢驗, 按 C=0,AQL=0.065抽樣; 產品發生客訴後的十批產品, 需加嚴檢驗, 按 C=0,AQL=0.065抽樣, 當其十批都Ok後, 回復到正常抽樣.

*圖示:



序號	檢驗項目	特殊 特性 分類	規格值	檢驗工具	檢驗方法	檢驗類型				注意事項
						初件	自主	巡回	入庫	
1	尺寸		尺寸 (1) 820.0+/-3.0	鋼尺 (精度 0.5mm)	IPQC使用鋼尺量測(以 CONN端為基準)					
				1:1GAUGE	作業員使用1:1治具板比對 (以CONN端為基準)					
2	保持力		SGX0001-00 CONN 保持力 1.6KG(MIN).	磅力計 (量程5KG)	磅力計水平量測保持力					
核準	黃建勳 07/21'06		會 簽	生產	工程	品保/品工	制作		胡燕清07/21'06	
				孫延平 07/21'06	呂文華 07/21'06	胡燕清 07/21'06				

鴻海檢驗標準		成品檢驗規格				文件編號	EB6-ATWD-873			
						REV	X1			
產品品名	RF ANTENNA CABLE ASSEMBLY		適用料號	WDAN-U1L51002-DF		SWR NO.	BC06729851			
適用類型	樣件		小量試產	批量試產	量產	制訂日期	2006.07.21			
藍圖編號	605-0000-2263		藍圖REV.	A		修訂日期				
序號	檢驗項目	特殊特性分類	規格值	檢驗工具	檢驗方法	檢驗類型				注意事項
						初件	自主	巡回	入庫	
2	VSWR測試	▽	VSWR測試 參照制造作業規範 (EB6-AMWD-993)	網絡分析儀	網絡分析儀測試					P-Chart管制
3	外觀	▽	1.線材無刮傷,髒污,破皮等不良情形. 2.Connector不可有鉚接變形. 3.Shell不可有變形,鍍層發黑.白霧.見銅等電鍍不良.塑膠組裝到位,無縮水毛邊壓傷刮傷臟污. 4.套管不可漏套,無臟污破損. 5.Lable不可漏貼,無臟污折皺及卷曲. 5.焊點不可有錫渣,錫尖,脫落等不良	放大鏡 (10倍)	目視檢驗: (所有檢驗項目要求在正常工業照度800-1000lm/m ² 下,正常視力1.0以上,距離30~40cm,目視掃描5-10秒鐘;檢查端子使用放大鏡)					P-Chart管制
4	包裝		包裝方式正確,數量正確符合包規(EB6-APWD-677).		目視					
重大品質客訴履歷	無重大客戶抱怨及制程異常.									

鴻海精密工業股份有限公司

HON HAI PRECISION INDUSTRY CO., LTD.

包裝作業規範

(PACKAGING SPECIFICATION)

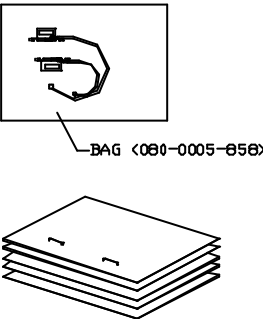
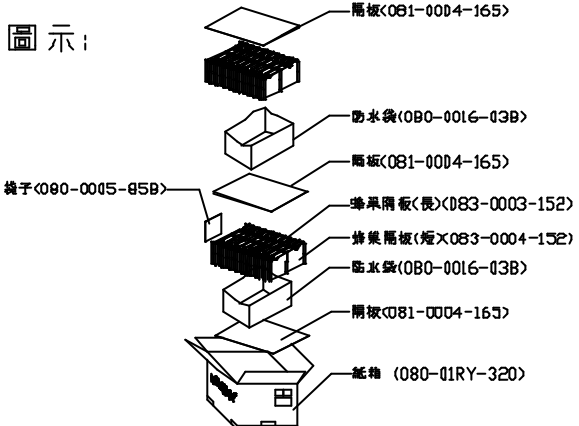
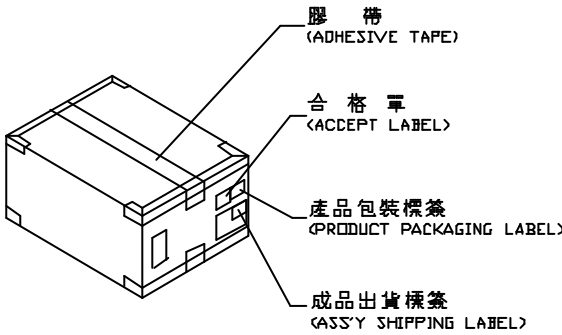
規範編號(SPEC. NO.)		EB6-APWD-677				PAGE	1/4	REV.	B																																																																																																														
適用客戶 (APPLICABLE CUSTOMER)		UNIWILL		適用產品 (APPLICABLE PRODUCT)	RF ANTENNA CABLE ASS'Y WDAN-U1L**00*-DF		包裝類別 (PACKAGING CATEGORY)	內盒 (INNER BOX)																																																																																																															
修 定 履 歷 (REVISION HISTORY)																																																																																																																							
頁 次 (PAGE NO.)																																																																																																																							
<table border="1" style="width: 100%; border-collapse: collapse;"> <thead> <tr> <th style="width: 10%;"></th> <th style="width: 10%;">1</th> <th style="width: 10%;">2</th> <th style="width: 10%;">3</th> <th style="width: 10%;">4</th> <th style="width: 10%;"></th> <th style="width: 10%;"></th> <th style="width: 10%;"></th> <th style="width: 10%;"></th> <th style="width: 10%;"></th> </tr> </thead> <tbody> <tr> <td style="text-align: center;">A</td> <td style="text-align: center;">BC06727888</td> <td style="text-align: center;">BC06727888</td> <td style="text-align: center;">BC06727888</td> <td style="text-align: center;">BC06727888</td> <td></td> <td></td> <td></td> <td></td> <td></td> </tr> <tr> <td style="text-align: center;">B</td> <td style="text-align: center;">BC06730643</td> <td style="text-align: center;">BC06730643</td> <td style="text-align: center;">BC06730643</td> <td style="text-align: center;">BC06730643</td> <td></td> <td></td> <td></td> <td></td> <td></td> </tr> <tr><td> </td><td> </td><td> </td><td> </td><td> </td><td> </td><td> </td><td> </td><td> </td><td> </td></tr> <tr><td> </td><td> </td><td> </td><td> </td><td> </td><td> </td><td> </td><td> </td><td> </td><td> </td></tr> <tr><td> </td><td> </td><td> </td><td> </td><td> </td><td> </td><td> </td><td> </td><td> </td><td> </td></tr> <tr><td> </td><td> </td><td> </td><td> </td><td> </td><td> </td><td> </td><td> </td><td> </td><td> </td></tr> <tr><td> </td><td> </td><td> </td><td> </td><td> </td><td> </td><td> </td><td> </td><td> </td><td> </td></tr> <tr><td> </td><td> </td><td> </td><td> </td><td> </td><td> </td><td> </td><td> </td><td> </td><td> </td></tr> <tr><td> </td><td> </td><td> </td><td> </td><td> </td><td> </td><td> </td><td> </td><td> </td><td> </td></tr> <tr><td> </td><td> </td><td> </td><td> </td><td> </td><td> </td><td> </td><td> </td><td> </td><td> </td></tr> </tbody> </table>											1	2	3	4						A	BC06727888	BC06727888	BC06727888	BC06727888						B	BC06730643	BC06730643	BC06730643	BC06730643																																																																																					
	1	2	3	4																																																																																																																			
A	BC06727888	BC06727888	BC06727888	BC06727888																																																																																																																			
B	BC06730643	BC06730643	BC06730643	BC06730643																																																																																																																			
版 次	事業單位 (DIVISION)		NWInG		核定 (APPROVED BY)	Paul Huang 6/2'06	審 核 (CHECKED BY)	Bulus Lee 6/2'06	制 表 (PREPARED BY)	George Chen 6/2'06																																																																																																													

鴻海精密工業股份有限公司

HON HAI PRECISION INDUSTRY CO., LTD.

包裝作業規範

(PACKAGING SPECIFICATION)

規範編號 (SPEC. NO.)	EB6-APWD-677	PAGE	2/4	REV.	B
包裝作業圖示及說明 (PACKING OPERATION FIGURE & INSTRUCTION)		備 注 (REMARK)			
<p>一、成品包裝方式：</p> <ol style="list-style-type: none"> 1. PC成品放在1PC膠電帶內，如圖。 2. 用釘書機將5PC BAG釘在一起，注意不要傷到成品。  <p>BAG (080-0005-858)</p>	<p>圖示：</p>  <p>隔板(081-0004-165) 防水袋(080-0016-038) 隔板(081-0004-165) 蜂巢隔板(長)(083-0003-152) 蜂巢隔板(短)(083-0004-152) 防水袋(080-0016-038) 隔板(081-0004-165) 紙箱 (080-01RY-320)</p>	<ol style="list-style-type: none"> 1. 標籤張貼位置及填寫注意事項，請參照生產管理作業標準；外裝瓦楞紙箱及標籤應用管理辦法(文件編號:P103-P01)。(THE STICKING POSITION OF LABEL AND THE POINTS FOR ATTENTION, REFER TO FILE: P103-P01) 2. 外箱封箱請依據ESH-KKG-003成品出貨之封箱作業標準文件。(HOW TO SEAL THE BOX, REFER TO FILE: ESH-KKG-003) 3. 封後之外箱,在棧板上最高堆疊高度: 4層。(THERE ARE FOUR STOREYS AT MOST ON THE PALLET AFTER SEALED BOX.) 4. 成品包裝標籤(ASS'Y PACKAGING LABEL): <div style="display: flex; justify-content: space-around;"> <div data-bbox="1534 853 1758 1013"> <p>FOXCONN®</p> <p>P/N: WJAN-U1LS1001-DF</p> <p>C.P/N: 22G600570-10</p> <p>DATE: MM/DD/YY □</p> <p>Q'TY: _____ PCS</p> </div> <div data-bbox="1814 853 2038 1013"> <p>FOXCONN®</p> <p>P/N: WJAN-U1LS1002-DF</p> <p>C.P/N: 22G600820-10</p> <p>DATE: MM/DD/YY □</p> <p>Q'TY: _____ PCS</p> </div> </div>			
<p>二、外箱(080-01RY-320)包裝方式：</p> <ol style="list-style-type: none"> 1. 在外箱內放入隔板(081-0004-165)。 2. 在外箱內放入防水袋(080-0016-038)，並敞開袋口。 3. 分別放入蜂巢隔板(083-0003-152) 3PC，及蜂巢隔板(083-0004-152) 21PC，成蜂巢狀放入袋中。 4. 每一隔間內放入1疊產品，5PC/疊，共放入產品200PCS。 5. 包好防水袋，在上面放入隔板(081-0004-165)再放1PC防水袋(080-0016-038)，並敞開袋口。 6. 再分別放入蜂巢隔板(083-0003-152) 3PC，及蜂巢隔板(083-0004-152) 21PC，成蜂巢狀放入袋中。 7. 每一隔間內放入1疊產品，5PC/疊，共放入產品200PCS。 8. 包好防水袋後，在頂層放一隔板(081-0004-165)，封箱。 9. 封箱後，在外箱上貼上標籤。 	<p>三、標籤粘貼方式(如圖示)。</p>  <p>膠帶 (ADHESIVE TAPE) 合格單 (ACCEPT LABEL) 產品包裝標籤 (PRODUCT PACKAGING LABEL) 成品出貨標籤 (ASSY SHIPPING LABEL)</p>	<p>標籤中 <input type="checkbox"/> 表示UL產地代碼(<input type="checkbox"/> PRESENTS UL LOCATION CODE)</p> <p>例: "K"表示昆山 (Eg: "K" PRESENTS K.S)</p> <ol style="list-style-type: none"> 5. 成品出貨打B/C，標準依據文件BC-UNIW-01 ← B <div style="display: flex; justify-content: space-around;"> <div data-bbox="1534 1165 1758 1300"> <p>UV P/N: 22G600540-10 (PK)</p> <p>BAR CODE</p> <p>Q'ty: _____</p> <p>BAR CODE</p> </div> <div data-bbox="1814 1165 2038 1300"> <p>UV P/N: 22G600630-10 (PK)</p> <p>BAR CODE</p> <p>Q'ty: _____</p> <p>BAR CODE</p> </div> </div>			

鴻海精密工業股份有限公司

HON HAI PRECISION INDUSTRY CO., LTD.

包裝作業規範

(PACKAGING SPECIFICATION)

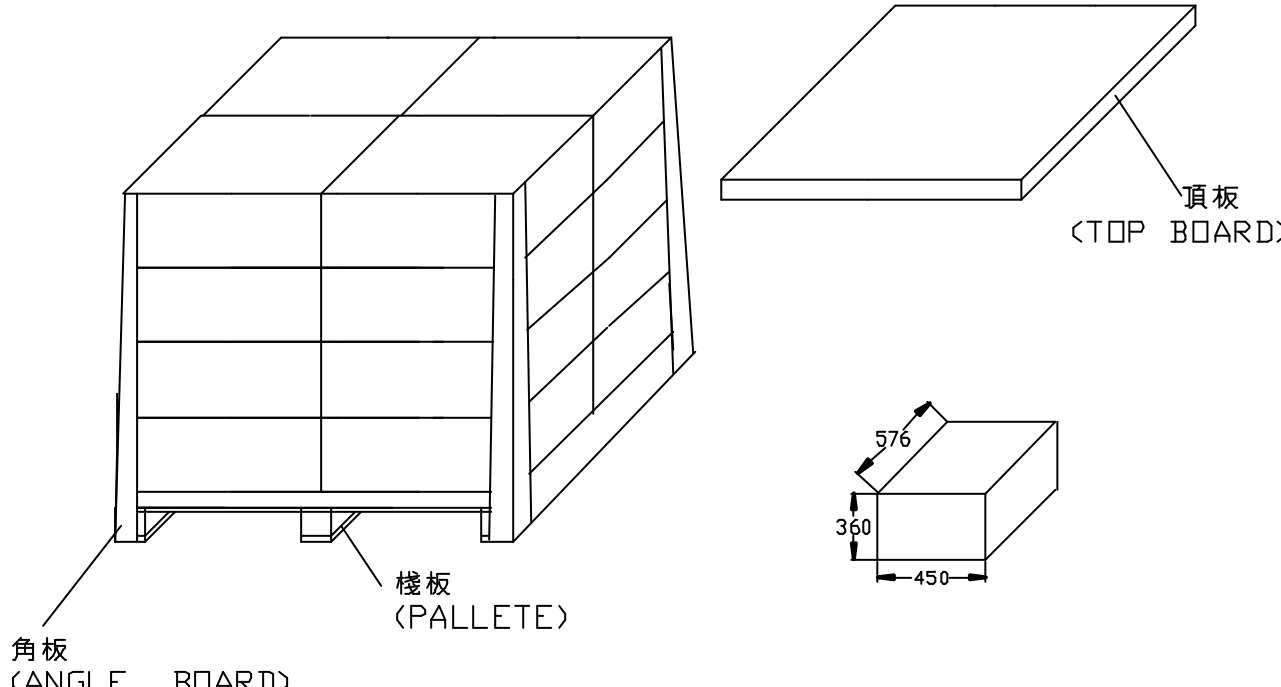
規範編號(SPEC. NO.)		EB6-APWD-677		PAGE		3/4		REV.		B	
包裝材料 (PACKING MATERIALS)				產品料號 (PRODUCT P/N)		包裝容量 (PACKING CAPACITY)			重量 (WEIGHT)(KG)		
材料名稱 (NAME)	料號(PART NO.)	重量(N.W.)	Q'TY			PCS/BAG	IN./BAG	PCS/BOX	N.W./PCS	N.W./BOX	G.W./BOX
外箱 (BOX)	080-01RY-320	1.04	1PC	WDAN-U1L51001-DF		1	400	400	0.01	4.00	8.00
隔板	081-0004-165	0.071	3PC	WDAN-U1L51002-DF		1	400	400	0.01	4.00	8.00
防水袋	080-0016-038	0.06	2PC								
PE袋	080-0005-858	0.00055	400PC								
蜂巢隔板(長)	083-0003-152	0.034	6PC								
蜂巢隔板(短)	083-0004-152	0.032	42PC								
成品包裝標籤	080-1011-319	0.0006	5PC								
BAR CODE 標籤 ← B	085-0034-673	0.0006	1PC								
備注 (REMARK)	1. HARMFUL MATERIAL CONTROL PLEASE FOLLOW DDC. NO."EPI12" (制程及原物料有害物質管控依照文件"EPI12"). 2. PACKING WEIGHT PER ACTUAL MEASURE, PACKING SPEC SHOW JUST FOR REFERENCE. (產品重量以實際稱重為主, 包規所寫重量僅供參考).										

鴻海精密工業股份有限公司

HON HAI PRECISION INDUSTRY CO., LTD.

包裝作業規範

<PACKAGING SPECIFICATION>

規範編號<SPEC. NO.>	EB6-APWD-677	PAGE	4/4	REV.	B
包裝作業圖示及說明 <PACKING OPERATION FIGURE & INSTRUCTION>		備 注<REMARK>			
 <p>角板 (ANGLE BOARD)</p> <p>棧板 (PALLETE)</p> <p>頂板 (TOP BOARD)</p> <p>576 360 450</p>		<p>1.棧板上每層擺放4箱，擺放見圖示，每棧板放4層，共16箱。 <4 BOXES PER LAYER, NO MORE THAN 4 LAYERS FOR A PALLETE, TOTAL 16 BOXES></p> <p>2.棧板上放滿4層後，在4個角各放1PC角板，於頂上鋪上1PC頂板，之後於四周纏繞打包膜，打包膜至少纏繞3層，並必須包住頂板。 <WHEN ONE PALLETE IS FILLED, PUT 1PC ANGLE BOARD ON EACH VERTICAL CORNER AND LAY 1PC TOP BOARD ON THE TOP OF STACK. THEN WRAP THE SHRINK FILMS AROUND THE STACK. THREE SPRIAL WRAPS PER UNITIZED LOAD AT LESS></p>			