



RF TEST REPORT

Report No.: SET2020-01397

Product: Dash Cam

FCC ID: NCI-M360-D700

Model No.: Mobile360 D700

Applicant: VIA Technologies, Inc

Address: 8F, 535 Zhongzheng Rd. Xindian Dist. New Taipei City, Taiwan

Dates of Testing: 01/01/2020 —04/03/2020

Issued by: CCIC Southern Testing Co., Ltd.

Lab Location: Electronic Testing Building, No. 43 Shahe Road, Xili Street,
Nanshan District, Shenzhen, Guangdong, China.

Tel: 86 755 26627338 **Fax:** 86 755 26627238

This test report consists of 173 pages in total. It may be duplicated completely for legal use with the approval of the applicant. It should not be reproduced except in full, without the written approval of our laboratory. The client should not use it to claim product endorsement by CCIC-SET. The test results in the report only apply to the tested sample. The test report shall be invalid without all the signatures of testing engineers, reviewer and approver. Any objections must be raised to CCIC-SET within 15 days since the date when the report is received. It will not be taken into consideration beyond this limit.



Test Report

Product: Dash Cam

Brand Name.....: VIA

Trade Name: VIA

Applicant: VIA Technologies,Inc

Applicant Address: 8F, 535 Zhongzheng Rd. Xindian Dist. New Taipei City,
Taiwan

Manufacturer: VIA Technologies,Inc

Manufacturer Address.....: 8F, 535 Zhongzheng Rd. Xindian Dist. New Taipei City,
Taiwan

Test Standards: 47 CFR Part 2/22/24/27/90

Test Result.....: PASS

Tested by

Vincent

2020.04.03

Vincent, Test Engineer

Reviewed by.....

Chris You

2020.04.03

Chris You, Senior Engineer

Approved by.....

Shuangwen Zhang

2020.04.03

Shuangwen Zhang, Manager



Table of Contents

1.	GENERAL INFORMATION	5
1.1	EUT Description.....	5
1.2	Maximum ERP/EIRP Power, Frequency Tolerance, and Emission Designator.....	6
1.3	Test Standards and Results.....	9
1.4	Test Configuration of Equipment Under Test	11
1.5	Measurement Results Explanation Example.....	12
1.6	Facilities and Accreditations	13
2.	47 CFR PART 2 REQUIREMENTS.....	14
2.1	Conducted RF Output Power.....	14
2.2	Peak to Average Ratio	15
2.3	99% Occupied Bandwidth and 26dB Bandwidth	17
2.4	Frequency Stability	19
2.5	Conducted Out of Band Emissions.....	22
2.6	Conducted Band Edge	25
2.7	Transmitter Radiated Power (EIRP/ERP).....	27
2.8	Radiated Out of Band Emissions	36
3.	LIST OF MEASURING EQUIPMENT	43
4.	UNCERTAINTY OF EVALUATION	44
	APPENDIX A	45
	Conducted RF (Average) Output Power	45
	99% Occupied Bandwidth.....	87
	26dB Bandwidth.....	100
	Frequency Stability	112
	Conducted Out of Band Emissions.....	115
	Conducted Band Edge	132



Change History		
Issue	Date	Reason for change
1.0	2020.04.03	First edition



1. GENERAL INFORMATION

1.1 EUT Description

EUT Type	Dash Cam
EUT supports Radios application	LTE Band 2/4/5/12/13/14/66
Frequency Range(Tx)	LTE Band 2: 1850.7MHz~1909.3MHz LTE Band 4: 1710.7MHz~1754.3MHz LTE Band 5: 824.7MHz~848.3MHz LTE Band 12: 699.7MHz~715.3MHz LTE Band 13: 779.5MHz~784.5MHz LTE Band 14: 790.5MHz~795.5MHz LTE Band 66: 1710.7MHz~1779.3MHz
Maximum Output Power to Antenna	LTE Band 2: 21.47dBm LTE Band 4: 20.72dBm LTE Band 5: 22.76dBm LTE Band 12: 22.42dBm LTE Band 13: 22.77dBm LTE Band 14: 22.79 dBm LTE Band 66: 21.91dBm
Bandwidth	LTE Band 2: 1.4MHz/3MHz/5MHz/10MHz/15MHz/20MHz LTE Band 4: 1.4MHz/3MHz/5MHz/10MHz/15MHz/20MHz LTE Band 5: 1.4MHz/3MHz/5MHz/10MHz LTE Band 12: 1.4MHz/3MHz/5MHz/10MHz LTE Band 13: 5MHz/10MHz LTE Band 14: 5MHz/10MHz LTE Band 66: 1.4MHz/3MHz/5MHz/10MHz/15MHz/20MHz
Modulation Type	QPSK/16QAM/64QAM(downlink only)
Antenna Type	Internal Antenna
Power supply	DC 12V



1.2 Maximum ERP/EIRP Power, Frequency Tolerance, and Emission Designator

Band	Type of Modulation	BW (MHz)	Emission Designator	Frequency Tolerance (ppm)	Maximum ERP/EIRP(W)
LTE Band 2	QPSK	1.4	1M09G7D	—	0.215
LTE Band 2	16QAM	1.4	1M09W7D	—	0.212
LTE Band 2	QPSK	3	2M68G7D	—	0.198
LTE Band 2	16QAM	3	2M68W7D	—	0.196
LTE Band 2	QPSK	5	4M49G7D	—	0.143
LTE Band 2	16QAM	5	4M49W7D	—	0.144
LTE Band 2	QPSK	10	8M91G7D	0.005	0.148
LTE Band 2	16QAM	10	8M91W7D	—	0.156
LTE Band 2	QPSK	15	13M4G7D	—	0.126
LTE Band 2	16QAM	15	13M4W7D	—	0.126
LTE Band 2	QPSK	20	17M9G7D	—	0.161
LTE Band 2	16QAM	20	17M9W7D	—	0.162
LTE Band 4	QPSK	1.4	1M09G7D	—	0.110
LTE Band 4	16QAM	1.4	1M09W7D	—	0.089
LTE Band 4	QPSK	3	2M68G7D	—	0.111
LTE Band 4	16QAM	3	2M68W7D	—	0.126
LTE Band 4	QPSK	5	4M49G7D	—	0.149
LTE Band 4	16QAM	5	4M49W7D	—	0.128
LTE Band 4	QPSK	10	8M91G7D	0.005	0.118
LTE Band 4	16QAM	10	8M90W7D	—	0.102
LTE Band 4	QPSK	15	13M4G7D	—	0.092
LTE Band 4	16QAM	15	13M4W7D	—	0.075
LTE Band 4	QPSK	20	17M8G7D	—	0.094
LTE Band 4	16QAM	20	17M8W7D	—	0.078



LTE Band 5	QPSK	1.4	1M09G7D	—	0.131
LTE Band 5	16QAM	1.4	1M08W7D	—	0.137
LTE Band 5	QPSK	3	2M68G7D	—	0.133
LTE Band 5	16QAM	3	2M68W7D	—	0.141
LTE Band 5	QPSK	5	4M49G7D	—	0.103
LTE Band 5	16QAM	5	4M49W7D	—	0.107
LTE Band 5	QPSK	10	8M90G7D	0.005	0.106
LTE Band 5	16QAM	10	8M90W7D	—	0.104
LTE Band 12	QPSK	1.4	1M09G7D	—	0.111
LTE Band 12	16QAM	1.4	1M09W7D	—	0.091
LTE Band 12	QPSK	3	2M68G7D	—	0.158
LTE Band 12	16QAM	3	2M68W7D	—	0.093
LTE Band 12	QPSK	5	4M49G7D	—	0.115
LTE Band 12	16QAM	5	4M49W7D	—	0.094
LTE Band 12	QPSK	10	8M90G7D	0.006	0.127
LTE Band 12	16QAM	10	8M90W7D	—	0.104
LTE Band 13	QPSK	5	4M48G7D	—	0.108
LTE Band 13	16QAM	5	4M48W7D	—	0.089
LTE Band 13	QPSK	10	8M90G7D	0.005	0.110
LTE Band 13	16QAM	10	8M89W7D	—	0.091
LTE Band 14	QPSK	5	4M48G7D	—	0.139
LTE Band 14	16QAM	5	4M48W7D	—	0.111
LTE Band 14	QPSK	10	8M91G7D	0.007	0.142
LTE Band 14	16QAM	10	8M91W7D	—	0.122
LTE Band 66	QPSK	1.4	1M09G7D	—	0.123
LTE Band 66	16QAM	1.4	1M09W7D	—	0.095
LTE Band 66	QPSK	3	2M69G7D	—	0.127
LTE Band 66	16QAM	3	2M68W7D	—	0.102
LTE Band 66	QPSK	5	4M49G7D	—	0.126



LTE Band 66	16QAM	5	4M49W7D	—	0.104
LTE Band 66	QPSK	10	8M92G7D	0.004	0.126
LTE Band 66	16QAM	10	8M91W7D	—	0.086
LTE Band 66	QPSK	15	13M4G7D	—	0.124
LTE Band 66	16QAM	15	13M4W7D	—	0.100
LTE Band 66	QPSK	20	17M9G7D	—	0.129
LTE Band 66	16QAM	20	17M9W7D	—	0.103



1.3 Test Standards and Results

The objective of the report is to perform testing according to 47 CFR Part 2, Part22, Part24, Part27, Part 90 for the EUT FCC ID Certification:

1. 47 CFR Part 2/22/24/27/90
2. ANSI/TIA/EIA-603-D-2010
3. FCC KDB 971168 D01 Power Meas. License Digital Systems v03r01

Test detailed items/section required by FCC rules and results are as below:

No.	Section	Description	Limit	Result
1	2.1046	Conducted RF Output Power	Reporting Only	PASS
2	§24.232(d)	Peak to Average Ratio	< 13dB	PASS
3	§22.913(a)(2)	Effective Radiated Power (Band 5)	ERP < 7 Watt	PASS
	§24.232(c) §27.50(h)(2)	Equivalent Isotropic Radiated Power (Band 2)	EIRP < 2Watt	PASS
	§27.50(b)(10) §27.50(c)(10) §90.541	Effective Radiated Power (Band 12/13/14)	ERP < 3 Watt	PASS
	§27.50(d)(4)	Equivalent Isotropic Radiated Power (Band 4) (Band 66)	EIRP < 1Watt	PASS
4	2.1049	Occupied Bandwidth	Reporting Only	PASS
5	§2.1051 §22.917(a) §24.238(a) §27.53(c)(2) §27.53(g) §27.53(h) 2.1051	Conducted Band Edge Measurement (Band 2/4/5/12/13/66)	< 43+10log10(P[watt])	PASS



6	2.1051 §22.917(a) 24.238(a) 27.53(c) 27.53(g) 27.53(h) 90.543(c)	Conducted Spurious Emission Measurement (Band 2/4/5/12/13/14/66)	$<43+10\log_{10}(P[\text{watt}])$	PASS
7	2.1053 §22.917(a) 24.238(a) 27.53(c) 27.53(g) 27.53(h) 90.543(c)	Radiated Spurious Emission (Band 2/4/5/12/13/13/66)	$<43+10\log_{10}(P[\text{watt}])$	PASS
8	2.1055 22.335 24.235 27.54 90.539	Frequency Stability	$<2.5\text{ppm}$	PASS

Remark:

1. All test items were verified and recorded according to the standards and without any deviation during the test.
2. This EUT has also been tested and complied with the requirements of FCC Part 15, Subpart B, recorded in a separate test report.



1.4 Test Configuration of Equipment Under Test

Antenna port conducted and radiated test items listed below are performed according to KDB 971168 D01 Power Meas. License Digital Systems v03r01 with maximum output power.

Radiated measurements are performed by rotating the EUT in three different orthogonal test planes to find the maximum emission.

Test Items	Band	Bandwidth(MHz)						Modulation		RB#			Test Channel		
		1.4	3	5	10	15	20	QPSK	16QAM	1	Half	Full	L	M	H
Max. Output Power	2	✓	✓	✓	✓	✓	✓	✓	✓	✓	✓	✓	✓	✓	✓
	4	✓	✓	✓	✓	✓	✓	✓	✓	✓	✓	✓	✓	✓	✓
	5	✓	✓	✓	✓			✓	✓	✓	✓	✓	✓	✓	✓
	12	✓	✓	✓	✓			✓	✓	✓	✓	✓	✓	✓	✓
	13			✓	✓			✓	✓	✓	✓	✓	✓	✓	✓
	14			✓	✓			✓	✓	✓	✓	✓	✓	✓	✓
	66	✓	✓	✓	✓	✓	✓	✓	✓	✓	✓	✓	✓	✓	✓
Peak-to-Average Ratio	2				✓				✓	✓		✓	✓	✓	✓
	4				✓				✓	✓		✓	✓	✓	✓
	5														
	12														
	13														
	14														
	66				✓				✓	✓		✓	✓	✓	✓
26dB and 99% Bandwidth	2	✓	✓	✓	✓	✓	✓	✓	✓			✓		✓	
	4	✓	✓	✓	✓	✓	✓	✓	✓			✓		✓	
	5	✓	✓	✓	✓			✓	✓			✓		✓	
	12	✓	✓	✓	✓			✓	✓			✓		✓	
	13			✓	✓			✓	✓			✓		✓	
	14			✓	✓			✓	✓			✓		✓	
	66	✓	✓	✓	✓	✓	✓	✓	✓			✓		✓	
Conducted Band Edge	2	✓	✓	✓	✓	✓	✓	✓	✓	✓		✓	✓		✓
	4	✓	✓	✓	✓	✓	✓	✓	✓	✓		✓	✓		✓
	5	✓	✓	✓	✓			✓	✓	✓		✓	✓		✓
	12	✓	✓	✓	✓			✓	✓	✓		✓	✓		✓
	13			✓	✓			✓	✓	✓		✓	✓		✓
	14			✓	✓			✓	✓	✓		✓	✓		✓
	66	✓	✓	✓	✓	✓	✓	✓	✓	✓		✓	✓		✓
Conducted Spurious Emission	2	✓	✓	✓	✓	✓	✓	✓		✓			✓	✓	✓
	4	✓	✓	✓	✓	✓	✓	✓		✓			✓	✓	✓



	5	✓	✓	✓	✓			✓		✓			✓	✓	✓
	12	✓	✓	✓	✓			✓		✓			✓	✓	✓
	13			✓	✓			✓		✓			✓	✓	✓
	14			✓	✓			✓		✓			✓	✓	✓
	66	✓	✓	✓	✓	✓	✓	✓		✓			✓	✓	✓
Frequency Stability	2				✓			✓				✓		✓	
	4				✓			✓				✓		✓	
	5				✓			✓				✓		✓	
	12				✓			✓				✓		✓	
	13				✓			✓				✓		✓	
	14				✓			✓				✓		✓	
	66				✓			✓				✓		✓	
ERP/EIRP	2	✓	✓	✓	✓	✓	✓	✓	✓	✓			✓	✓	✓
	4	✓	✓	✓	✓	✓	✓	✓	✓	✓			✓	✓	✓
	5	✓	✓	✓	✓			✓	✓	✓			✓	✓	✓
	12	✓	✓	✓	✓			✓	✓	✓			✓	✓	✓
	13			✓	✓			✓	✓	✓			✓	✓	✓
	14			✓	✓			✓	✓	✓			✓	✓	✓
	66	✓	✓	✓	✓	✓	✓	✓	✓	✓			✓	✓	✓
Radiated Spurious Emission	2	Worst case												✓	
	4	Worst case												✓	
	5	Worst case												✓	
	12	Worst case												✓	
	13	Worst case												✓	
	14	Worst case													
	66	Worst case												✓	
Note:1. The mark “ ✓ ” means that this configuration is chosen for testing.															

1.5 Measurement Results Explanation Example

For all conducted test items:

The offset level is set in the spectrum analyzer to compensate the RF cable loss and attenuator factor between EUT conducted output port and spectrum analyzer. With the offset compensation, the spectrum analyzer reading level is exactly the EUT RF output level.

The spectrum analyzer offset is derived from RF cable loss and attenuator factor.

Offset = RF cable loss + attenuator factor.

Following shows an offset computation example with cable loss 7dB and 10dB attenuator.

Example:

$$\begin{aligned} \text{Offset (dB)} &= \text{RF cable loss(dB)} + \text{attenuator factor(dB)} \\ &= 7 + 10 = 17 \text{ (dB)} \end{aligned}$$



1.6 Facilities and Accreditations

1.6.1 Test Facilities

CNAS-Lab Code: L1659

CCIC-SET is a third party testing organization accredited by China National Accreditation Service for Conformity Assessment (CNAS) according to ISO/IEC 17025. The accreditation certificate number is L1659.

FCC-Registration No.: CN5031

CCIC Southern Electronic Product Testing (Shenzhen) Co., Ltd. EMC Laboratory has been registered and fully described in a report filed with the FCC (Federal Communications Commission). The acceptance letter from the FCC is maintained in our files. Designation Number: CN5031, valid time is until Dec. 31, 2020.

ISED Registration: 11185A-1

CAB identifier: CN0064

CCIC Southern Electronic Product Testing (Shenzhen) Co., Ltd. EMC Laboratory has been registered by Certification and Engineering Bureau of Industry Canada for the performance of radiated measurements with Registration No. 11185A-1 on Aug. 04, 2016, valid time is until Dec. 31, 2020.

NVLAP Lab Code: 201008-0

CCIC-SET is a third party testing organization accredited by NVLAP according to ISO/IEC 17025. The accreditation certificate number is 201008-0.

1.6.2 Test Environment Conditions

During the measurement, the environmental conditions were within the listed ranges:

Temperature (°C):	15°C - 35°C
Relative Humidity (%):	30% -60%
Atmospheric Pressure (kPa):	86KPa-106KPa

2. 47 CFR PART 2 REQUIREMENTS

2.1 Conducted RF Output Power


2.1.1 Requirement

According to FCC section 2.1046(a), for transmitters other than single sideband, independent sideband and controlled carrier radiotelephone, power output shall be measured at the RF output terminals when the transmitter is adjusted in accordance with the tune-up procedure to give the values of current and voltage on the circuit elements specified in FCC section 2.1033(c)(8).

2.1.2 Measuring Instruments

The measuring equipment is listed in the section 3 of this test report.

2.1.3 Test Setup



2.1.4 Test Procedures

1. The transmitter output port was connected to the system simulator.
2. Set EUT at maximum power through system simulator.
3. Select lowest, middle, and highest channels for each band and different modulation.
4. Measure and record the power level from the system simulator.

2.1.5 Test Results

Please refer to Appendix A for detail

2.2 Peak to Average Ratio

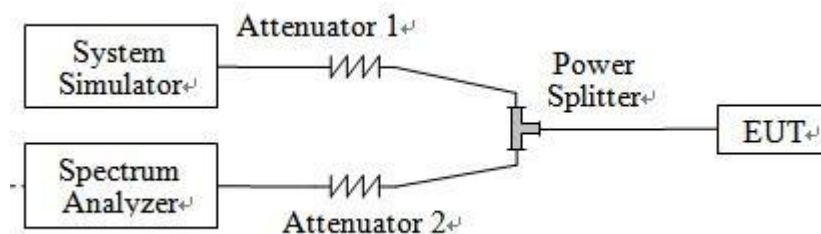
2.2.1 Definition

Power Complementary Cumulative Distribution Function (CCDF) curves provide a means for characterizing the power peaks of a digitally modulated signal on a statistical basis. A CCDF curve depicts the probability of the peak signal amplitude exceeding the average power level. Most contemporary measurement instrumentation include the capability to produce CCDF curves for an input signal provided that the instrument's resolution bandwidth can be set wide enough to accommodate the entire input signal bandwidth. In measuring transmissions in this band using an average power technique, the peak-to-average ratio (PAR) of the transmission may not exceed 13 dB.

2.2.2 Measuring Instruments

The measuring equipment is listed in the section 4 of this test report.

2.2.3 Test Description



2.2.4 Test Procedures

1. The EUT was connected to spectrum and system simulator via a power divider.
2. Set the CCDF (Complementary Cumulative Distribution Function) option in spectrum analyzer.
3. The highest RF powers were measured and recorded the maximum PAPR level associated with a probability of 0.1 %.
4. Record the deviation as Peak to Average Ratio.



2.2.5 Test Results of Peak-to-Average Ratio

Please refer to Appendix A for detail

2.3 99% Occupied Bandwidth and 26dB Bandwidth

2.3.1 Definition

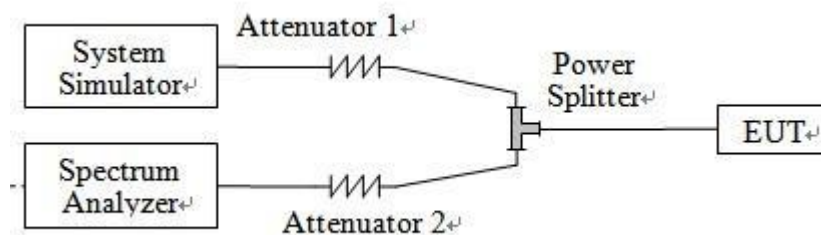
According to FCC section 2.1049, the occupied bandwidth is the width of a frequency band such that, below the lower and above the upper frequency limits, the mean powers emitted are each equal to a specified percentage 0.5% of the total mean transmitted power.

The 26 dB emission bandwidth is defined as the frequency range between two points, one above and one below the carrier frequency, at which the spectral density of the emission is attenuated 26 dB below the maximum in-band spectral density of the modulated signal. Spectral density (power per unit bandwidth) is to be measured with a detector of resolution bandwidth equal to approximately 1.0% of the emission bandwidth.

2.3.2 Measuring Instruments

The measuring equipment is listed in the section 4 of this test report.

2.3.3 Test Setup



2.3.4 Test Procedures

1. The EUT was connected to spectrum analyzer and system simulator via a power divider.
2. The 26dB and 99% occupied bandwidth (BW) of the middle channel for the highest RF power with full RB sizes were measured.



2.3.5 Test Result of 99% Occupied Bandwidth and 26dB Bandwidth

Please refer to Appendix A for detail

2.4 Frequency Stability

2.4.1 Requirement

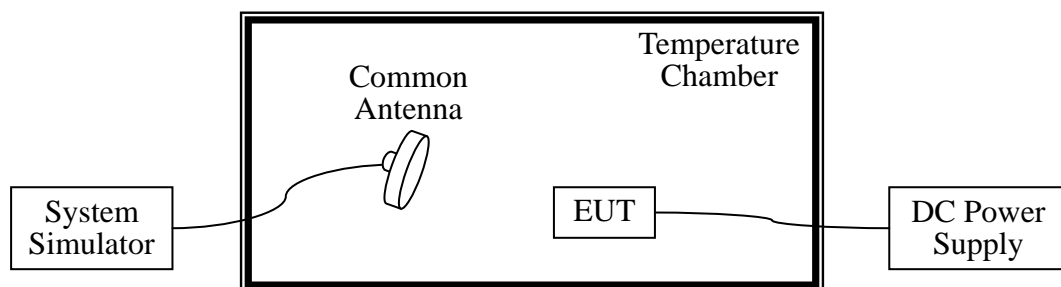
According to FCC requirement, the frequency stability shall be sufficient to ensure that the fundamental emission stays within the authorized frequency block. The frequency stability shall be measured by variation of ambient temperature and variation of primary supply voltage to ensure that the fundamental emission stays within the authorized frequency block. The frequency stability of the transmitter shall be maintained within $\pm 0.00025\%$ ($\pm 2.5\text{ppm}$) of the center frequency. According to FCC section 2.1055, the test conditions are:

- (a) The temperature is varied from -30°C to $+50^{\circ}\text{C}$ at intervals of not more than 10°C .
- (b) For hand carried battery powered equipment, the primary supply voltage is reduced to the battery operating end point which shall be specified by the manufacture. The supply voltage shall be measured at the input to the cable normally provided with the equipment, or at the power supply terminals if cables are not normally provided.

2.4.2 Measuring Instruments

The measuring equipment is listed in the section 3 of this test report.

2.4.3 Test Setup



2.4.4 Test Procedures

1. The EUT was set up in the thermal chamber and connected with the system simulator.
2. With power OFF, the temperature was decreased to -30°C and the EUT was stabilized



before testing. Power was applied and the maximum change in frequency was recorded within one minute.

3. With power OFF, the temperature was raised in 10°C step up to 50°C. The EUT was stabilized at each step for at least half an hour. Power was applied and the maximum frequency change was recorded within one minute.
4. The nominal, highest and lowest extreme voltages were tested, which are specified by the applicant; the normal temperature here used is 25°C.
5. The variation in frequency was measured for the worst case.



2.4.5 Test Result of Frequency Stability

Please refer to Appendix A for detail

2.5 Conducted Out of Band Emissions

2.5.1 Requirement

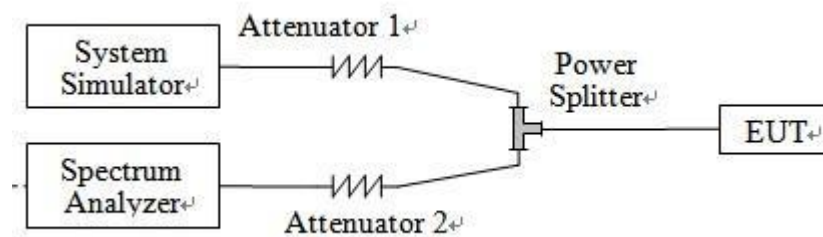
The power of any emission outside of the authorized operating frequency ranges must be lower than the transmitter power (P) by a factor of at least $43 + 10 \log (P)$ dB.

It is measured by means of a calibrated spectrum analyzer and scanned from 30 MHz up to a frequency including its 10th harmonic.

2.5.2 Measuring Instruments

The measuring equipment is listed in the section 4 of this test report.

2.5.3 Test Setup



2.5.4 Test Procedures

1. The EUT was connected to spectrum analyzer and system simulator via a power divider.
2. The RF output of EUT was connected to the spectrum analyzer by RF cable and attenuator.
The path loss was compensated to the results for each measurement.
3. The middle channel for the highest RF power within the transmitting frequency was measured.
4. The conducted spurious emission for the whole frequency range was taken.
5. Make the measurement with the spectrum analyzer's RBW = 1MHz, VBW = 3MHz, taking the record of maximum spurious emission.
6. The RF fundamental frequency should be excluded against the limit line in the operating



frequency band.

7. The limit line is derived from $43 + 10\log(P)$ dB below the transmitter power P(Watts)

$$= P(W) - [43 + 10\log(P)] \text{ (dB)}$$

$$= [30 + 10\log(P)] \text{ (dBm)} - [43 + 10\log(P)] \text{ (dB)}$$

$$= -13\text{dBm.}$$

8. For 9KHz to 30MHz: the amplitude of spurious emissions which are attenuated by more than 20dB below the permissible value has no need to be reported.



2.5.5 Test Result of Conducted Spurious Emission

Please refer to Appendix A for detail



2.6 Conducted Band Edge

2.6.1 Description of Conducted Band Edge Measurement

22.917(a)

Out of band emissions. The power of any emission outside of the authorized operating frequency ranges must be attenuated below the transmitting power (P) by a factor of at least $43 + 10 \log(P)$ dB.

24.238(a)

For operations in the 1850 -1910 MHz band, the FCC limit is $43 + 10\log_{10}(P [\text{Watts}])$ dB below the transmitter power P(Watts) in a 1MHz bandwidth. However, in the 1MHz bands immediately outside and adjacent to a licensee's frequency block, a resolution bandwidth of at least one percent of the emission bandwidth of the fundamental emission of the transmitter may be employed.

27.53(h)

For operations in the 1710 – 1755 MHz band, the FCC limit is $43 + 10\log_{10}(P[\text{Watts}])$ dB below the transmitter power P(Watts) in a 1 MHz bandwidth. However, in the 1MHz bands immediately outside and adjacent to the licensee's frequency block, a resolution bandwidth of at least one percent of the emission bandwidth of the fundamental emission of the transmitter may be employed.

27.53(g)

For operations in the 698 – 746 MHz band, the FCC limit is $43 + 10\log_{10}(P[\text{Watts}])$ dB below the transmitter power P(Watts) in a 100 kHz bandwidth. However, in the 100kHz bands immediately outside and adjacent to the licensee's frequency block, a resolution bandwidth of at least 30kHz may be employed.

27.53(c)(2)

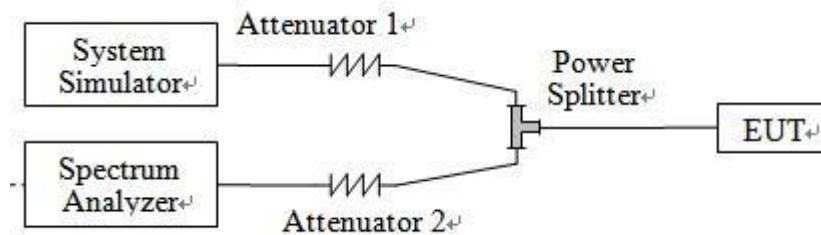
For operations in the 746-758 MHz band and the 776-788 MHz band, the power of any emission outside the licensee's frequency band(s) of operation shall be attenuated below the transmitter power (P) within the licensed band(s) of operation, measured in watts, in accordance with the following:

(2) On any frequency outside the 776-788 MHz band, the power of any emission shall be attenuated outside the band below the transmitter power (P) by at least $43 + 10 \log (P)$ dB;

2.6.2 Measuring Instruments

The measuring equipment is listed in the section 3 of this test report.

2.6.3 Test Setup



2.6.4 Test Procedures

1. The testing follows FCC KDB 971168 v03r01 Section 6.0.
2. The EUT was connected to spectrum analyzer and system simulator via a power divider.
3. The band edges of low and high channels for the highest RF powers were measured.
4. Set RBW \geq 1% EBW in the 1MHz band immediately outside and adjacent to the band edge.
5. Beyond the 1 MHz band from the band edge, RBW=1MHz was used.
6. Set spectrum analyzer with RMS detector.
7. The RF fundamental frequency should be excluded against the limit line in the operating frequency band.
8. Checked that all the results comply with the emission limit line.

The limit line is derived from $43 + 10\log(P)$ dB below the transmitter power P(Watts)

2.6.5 Test Result of Conducted Band Edge

Please refer to Appendix A for detail

2.7 Transmitter Radiated Power (EIRP/ERP)

2.7.1 Requirement

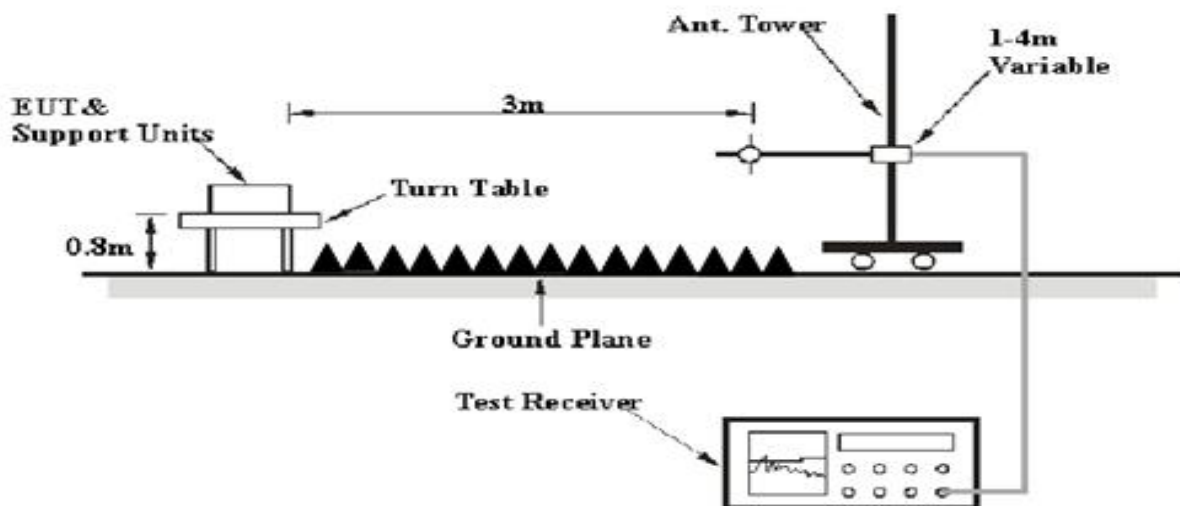
Effective radiated power output measurements by substitution method according to ANSI / TIA / EIA-603-D-2010, and the spectrum analyzer configuration follows KDB 971168 D01 Power Meas. License Digital Systems v03r01. Mobile and portable (hand-held) stations operating are limited to average ERP of 7 watts with LTE band 5 and 3 watts with LTE band 12/13.

Equivalent isotropic radiated power output measurements by substitution method according to ANSI / TIA / EIA-603-D-2010, and the spectrum analyzer configuration follows KDB 971168 D01 Power Meas. License Digital Systems v03r01. Mobile and portable (hand-held) stations operating are limited to average EIRP of 2 watts with LTE band 2 and 1 watt with LTE band 4 and 66.

2.7.2 Measuring Instruments

The measuring equipment is listed in the section 3 of this test report.

2.7.3 Test Setup





2.7.4 Test Procedures

1. The EUT was placed on a turntable with 1.5 meter height in a fully anechoic chamber.
2. The EUT was set at 3 meters from the receiving antenna, which was mounted on the antenna tower.
3. The radiated emission at the fundamental frequency was measured at 3 m with a test antenna and a spectrum analyzer which used a channel power option across EUT's signal bandwidth per section 4.0 of KDB 971168 D01v03r01.
4. The table was rotated 360 degrees to determine the position of the highest radiated power.
5. The height of the receiving antenna is adjusted to look for the maximum ERP/EIRP.
6. Taking the record of maximum ERP/EIRP.
7. A dipole antenna was substituted in place of the EUT and was driven by a signal generator.
8. The conducted power at the terminal of the dipole antenna is measured.
9. Repeat step 3 to step 5 to get the maximum ERP/EIRP of the substitution antenna.

10. $ERP/EIRP = P_s + E_t - E_s + G_s = P_s + R_t - R_s + G_s$

P_s (dBm): Input power to substitution antenna.

G_s (dBi or dBd): Substitution antenna Gain.

$$E_t = R_t + AF$$

$$E_s = R_s + AF$$

AF (dB/m): Receive antenna factor

R_t : The highest received signal in spectrum analyzer for EUT.

R_s : The highest received signal in spectrum analyzer for substitution antenna.

**2.7.5 Test Result of ERP/EIRP**

1. LTE Band 2 Test Verdict:

LTE Band	BW (MHz)	Modulation	RB Configuration		Freq. (MHz)	EIRP (dBm)	Verdict
			RB Size	RB Offset			
2	1.4	QPSK	1	3	1850.7	22.96	PASS
2	1.4	QPSK	1	3	1880	23.33	PASS
2	1.4	QPSK	1	3	1909.3	23.01	PASS
2	1.4	16QAM	1	0	1850.7	22.10	PASS
2	1.4	16QAM	1	0	1880	22.60	PASS
2	1.4	16QAM	1	0	1909.3	23.27	PASS
2	3	QPSK	1	8	1851.5	22.64	PASS
2	3	QPSK	1	8	1880	22.68	PASS
2	3	QPSK	1	8	1908.5	22.96	PASS
2	3	16QAM	1	0	1851.5	22.92	PASS
2	3	16QAM	1	0	1880	22.89	PASS
2	3	16QAM	1	0	1908.5	22.90	PASS
2	5	QPSK	1	0	1852.5	21.56	PASS
2	5	QPSK	1	0	1880	21.53	PASS
2	5	QPSK	1	0	1907.5	21.55	PASS
2	5	16QAM	1	24	1852.5	21.59	PASS
2	5	16QAM	1	24	1880	21.58	PASS
2	5	16QAM	1	24	1907.5	21.56	PASS
2	10	QPSK	1	49	1855	21.68	PASS
2	10	QPSK	1	49	1880	21.70	PASS
2	10	QPSK	1	49	1905	21.67	PASS
2	10	16QAM	1	0	1855	21.93	PASS
2	10	16QAM	1	0	1880	21.91	PASS
2	10	16QAM	1	0	1905	21.94	PASS
2	15	QPSK	1	74	1857.5	20.97	PASS
2	15	QPSK	1	74	1880	20.94	PASS
2	15	QPSK	1	74	1902.5	20.99	PASS
2	15	16QAM	1	0	1857.5	21.01	PASS
2	15	16QAM	1	0	1880	20.99	PASS
2	15	16QAM	1	0	1902.5	21.02	PASS
2	20	QPSK	1	0	1860	22.04	PASS
2	20	QPSK	1	0	1880	22.06	PASS
2	20	QPSK	1	0	1900	22.05	PASS
2	20	16QAM	1	0	1860	22.09	PASS
2	20	16QAM	1	0	1880	22.06	PASS
2	20	16QAM	1	0	1900	21.96	PASS



2. LTE Band 4 Test Verdict:

LTE Band	BW (MHz)	Modulation	RB Configuration		Freq. (MHz)	EIRP (dBm)	Verdict
			RB Size	RB Offset			
4	1.4	QPSK	1	0	1710.7	20.35	PASS
4	1.4	QPSK	1	0	1732.5	20.43	PASS
4	1.4	QPSK	1	0	1754.3	20.38	PASS
4	1.4	16QAM	1	3	1710.7	19.45	PASS
4	1.4	16QAM	1	3	1732.5	19.48	PASS
4	1.4	16QAM	1	3	1754.3	19.45	PASS
4	3	QPSK	1	0	1711.5	20.46	PASS
4	3	QPSK	1	0	1732.5	20.47	PASS
4	3	QPSK	1	0	1753.5	20.45	PASS
4	3	16QAM	1	14	1711.5	21.01	PASS
4	3	16QAM	1	14	1732.5	20.99	PASS
4	3	16QAM	1	14	1753.5	20.97	PASS
4	5	QPSK	1	0	1712.5	21.70	PASS
4	5	QPSK	1	0	1732.5	21.69	PASS
4	5	QPSK	1	0	1752.5	21.72	PASS
4	5	16QAM	1	0	1712.5	21.08	PASS
4	5	16QAM	1	0	1732.5	21.04	PASS
4	5	16QAM	1	0	1752.5	21.06	PASS
4	10	QPSK	1	0	1715	20.71	PASS
4	10	QPSK	1	0	1732.5	20.69	PASS
4	10	QPSK	1	0	1750	20.68	PASS
4	10	16QAM	1	24	1715	20.05	PASS
4	10	16QAM	1	24	1732.5	20.07	PASS
4	10	16QAM	1	24	1750	20.04	PASS
4	15	QPSK	1	74	1717.5	19.61	PASS
4	15	QPSK	1	74	1732.5	19.64	PASS
4	15	QPSK	1	74	1747.5	19.62	PASS
4	15	16QAM	1	74	1717.5	18.75	PASS
4	15	16QAM	1	74	1732.5	18.70	PASS
4	15	16QAM	1	74	1747.5	18.72	PASS
4	20	QPSK	1	0	1720	19.68	PASS
4	20	QPSK	1	0	1732.5	19.71	PASS
4	20	QPSK	1	0	1745	19.73	PASS
4	20	16QAM	1	0	1720	18.82	PASS
4	20	16QAM	1	0	1732.5	18.85	PASS
4	20	16QAM	1	0	1745	18.92	PASS



3. LTE Band 5 Test Verdict:

LTE Band	BW (MHz)	Modulation	RB Configuration		Freq. (MHz)	ERP (dBm)	Verdict
			RB Size	RB Offset			
5	1.4	QPSK	1	3	824.7	21.13	PASS
5	1.4	QPSK	1	3	836.5	21.16	PASS
5	1.4	QPSK	1	3	848.3	21.15	PASS
5	1.4	16QAM	1	3	824.7	21.20	PASS
5	1.4	16QAM	1	3	836.5	21.18	PASS
5	1.4	16QAM	1	3	848.3	21.37	PASS
5	3	QPSK	1	0	825.5	21.20	PASS
5	3	QPSK	1	0	836.5	21.24	PASS
5	3	QPSK	1	0	847.5	21.22	PASS
5	3	16QAM	1	0	825.5	21.48	PASS
5	3	16QAM	1	0	836.5	21.45	PASS
5	3	16QAM	1	0	847.5	21.46	PASS
5	5	QPSK	1	0	826.5	20.13	PASS
5	5	QPSK	1	0	836.5	20.10	PASS
5	5	QPSK	1	0	846.5	20.11	PASS
5	5	16QAM	1	0	826.5	20.28	PASS
5	5	16QAM	1	0	836.5	20.25	PASS
5	5	16QAM	1	0	846.5	20.26	PASS
5	10	QPSK	1	49	829.0	19.98	PASS
5	10	QPSK	1	49	836.5	19.99	PASS
5	10	QPSK	1	49	844.0	20.25	PASS
5	10	16QAM	1	0	829.0	19.58	PASS
5	10	16QAM	1	0	836.5	20.17	PASS
5	10	16QAM	1	0	844.0	20.04	PASS



4.LTE Band 12 Test Verdict:

LTE Band	BW (MHz)	Modulation	RB Configuration		Freq. (MHz)	ERP (dBm)	Verdict
			RB Size	RB Offset			
12	1.4	QPSK	1	0	699.7	20.44	PASS
12	1.4	QPSK	1	0	707.5	20.42	PASS
12	1.4	QPSK	1	0	715.3	20.45	PASS
12	1.4	16QAM	1	0	699.7	19.60	PASS
12	1.4	16QAM	1	0	707.5	19.59	PASS
12	1.4	16QAM	1	0	715.3	19.57	PASS
12	3	QPSK	1	0	700.5	21.00	PASS
12	3	QPSK	1	0	707.5	21.99	PASS
12	3	QPSK	1	0	714.5	21.97	PASS
12	3	16QAM	1	8	700.5	19.65	PASS
12	3	16QAM	1	8	707.5	19.67	PASS
12	3	16QAM	1	8	714.5	19.68	PASS
12	5	QPSK	1	24	701.5	20.60	PASS
12	5	QPSK	1	24	707.5	20.58	PASS
12	5	QPSK	1	24	713.5	20.56	PASS
12	5	16QAM	1	0	701.5	19.70	PASS
12	5	16QAM	1	0	707.5	19.73	PASS
12	5	16QAM	1	0	713.5	19.72	PASS
12	10	QPSK	1	49	704	21.01	PASS
12	10	QPSK	1	49	707.5	21.03	PASS
12	10	QPSK	1	49	711	21.05	PASS
12	10	16QAM	1	0	704	20.18	PASS
12	10	16QAM	1	0	707.5	20.17	PASS
12	10	16QAM	1	0	711	20.14	PASS



5.LTE Band 13 Test Verdict:

LTE Band	BW (MHz)	Modulation	RB Configuration		Freq. (MHz)	ERP (dBm)	Verdict
			RB Size	RB Offset			
13	5	QPSK	1	0	779.5	20.30	PASS
13	5	QPSK	1	0	782	20.33	PASS
13	5	QPSK	1	0	784.5	20.32	PASS
13	5	16QAM	1	24	779.5	19.50	PASS
13	5	16QAM	1	24	782	19.46	PASS
13	5	16QAM	1	24	784.5	19.48	PASS
13	10	QPSK	1	49	782	20.41	PASS
13	10	16QAM	1	0	782	19.57	PASS



6.LTE Band 14 Test Verdict:

LTE Band	BW (MHz)	Modulation	RB Configuration		Freq. (MHz)	ERP (dBm)	Verdict
			RB Size	RB Offset			
14	5	QPSK	1	0	790.5	21.25	PASS
14	5	QPSK	1	0	793	21.27	PASS
14	5	QPSK	1	0	795.5	21.42	PASS
14	5	16QAM	1	24	790.5	20.38	PASS
14	5	16QAM	1	24	793	20.44	PASS
14	5	16QAM	1	24	795.5	20.43	PASS
14	10	QPSK	1	49	793	21.52	PASS
14	10	16QAM	1	0	793	20.87	PASS



6. LTE Band 66 Test Verdict:

LTE Band	BW (MHz)	Modulation	RB Configuration		Freq. (MHz)	EIRP (dBm)	Verdict
			RB Size	RB Offset			
66	1.4	QPSK	1	0	1710.7	20.91	PASS
66	1.4	QPSK	1	0	1732.5	20.71	PASS
66	1.4	QPSK	1	0	1754.3	20.66	PASS
66	1.4	16QAM	1	3	1710.7	19.73	PASS
66	1.4	16QAM	1	3	1732.5	19.76	PASS
66	1.4	16QAM	1	3	1754.3	19.73	PASS
66	3	QPSK	1	0	1711.5	21.04	PASS
66	3	QPSK	1	0	1732.5	21.05	PASS
66	3	QPSK	1	0	1753.5	20.73	PASS
66	3	16QAM	1	14	1711.5	20.09	PASS
66	3	16QAM	1	14	1732.5	20.07	PASS
66	3	16QAM	1	14	1753.5	20.05	PASS
66	5	QPSK	1	0	1712.5	20.98	PASS
66	5	QPSK	1	0	1732.5	20.97	PASS
66	5	QPSK	1	0	1752.5	21.00	PASS
66	5	16QAM	1	0	1712.5	20.16	PASS
66	5	16QAM	1	0	1732.5	20.02	PASS
66	5	16QAM	1	0	1752.5	20.04	PASS
66	10	QPSK	1	0	1715	20.99	PASS
66	10	QPSK	1	0	1732.5	20.97	PASS
66	10	QPSK	1	0	1750	20.96	PASS
66	10	16QAM	1	24	1715	19.33	PASS
66	10	16QAM	1	24	1732.5	19.35	PASS
66	10	16QAM	1	24	1750	19.32	PASS
66	15	QPSK	1	74	1717.5	20.89	PASS
66	15	QPSK	1	74	1732.5	20.92	PASS
66	15	QPSK	1	74	1747.5	20.90	PASS
66	15	16QAM	1	74	1717.5	19.93	PASS
66	15	16QAM	1	74	1732.5	19.98	PASS
66	15	16QAM	1	74	1747.5	20.00	PASS
66	20	QPSK	1	0	1720	21.06	PASS
66	20	QPSK	1	0	1732.5	21.09	PASS
66	20	QPSK	1	0	1745	21.01	PASS
66	20	16QAM	1	0	1720	20.00	PASS
66	20	16QAM	1	0	1732.5	20.13	PASS
66	20	16QAM	1	0	1745	20.12	PASS

2.8 Radiated Out of Band Emissions

2.8.1 Requirement

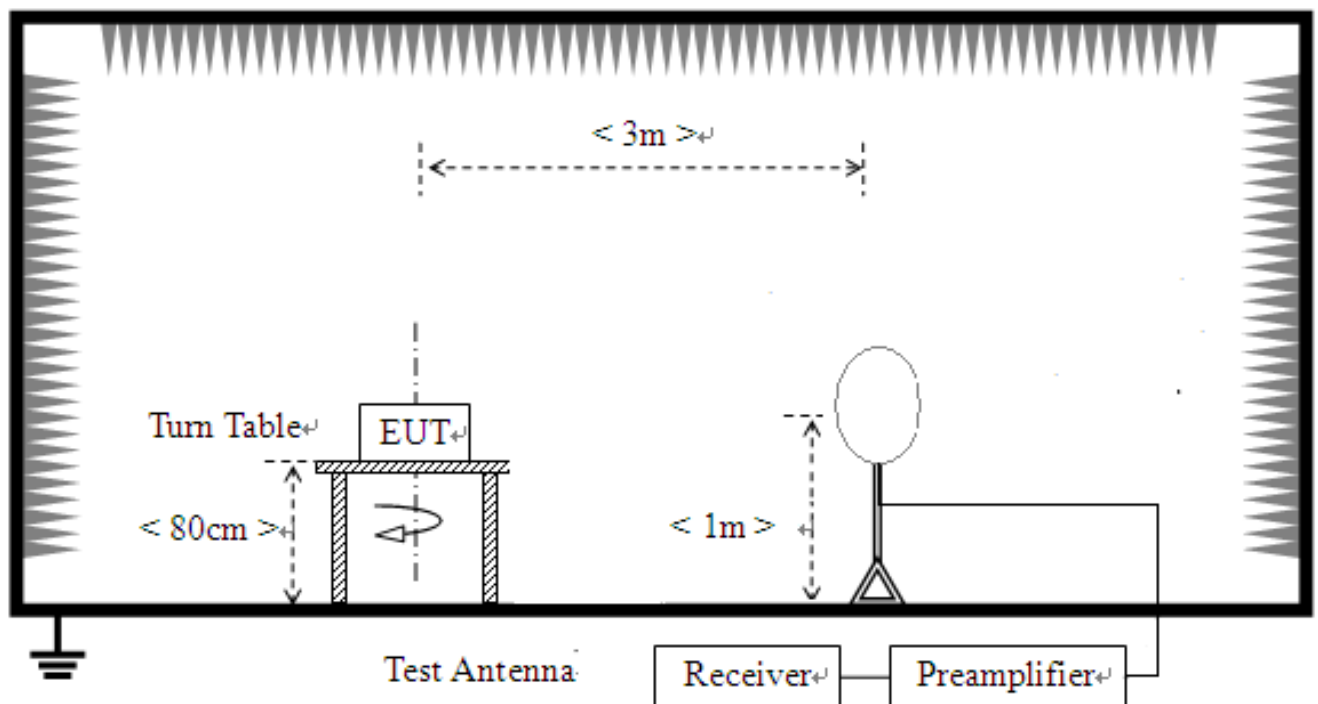
The radiated spurious emission was measured by substitution method according to ANSI / TIA /EIA-603-C-2004. The power of any emission outside of the authorized operating frequency ranges must be attenuated below the transmitter power (P) by a factor of at least $43 + 10 \log (P)$ dB.

2.8.2 Measuring Instruments

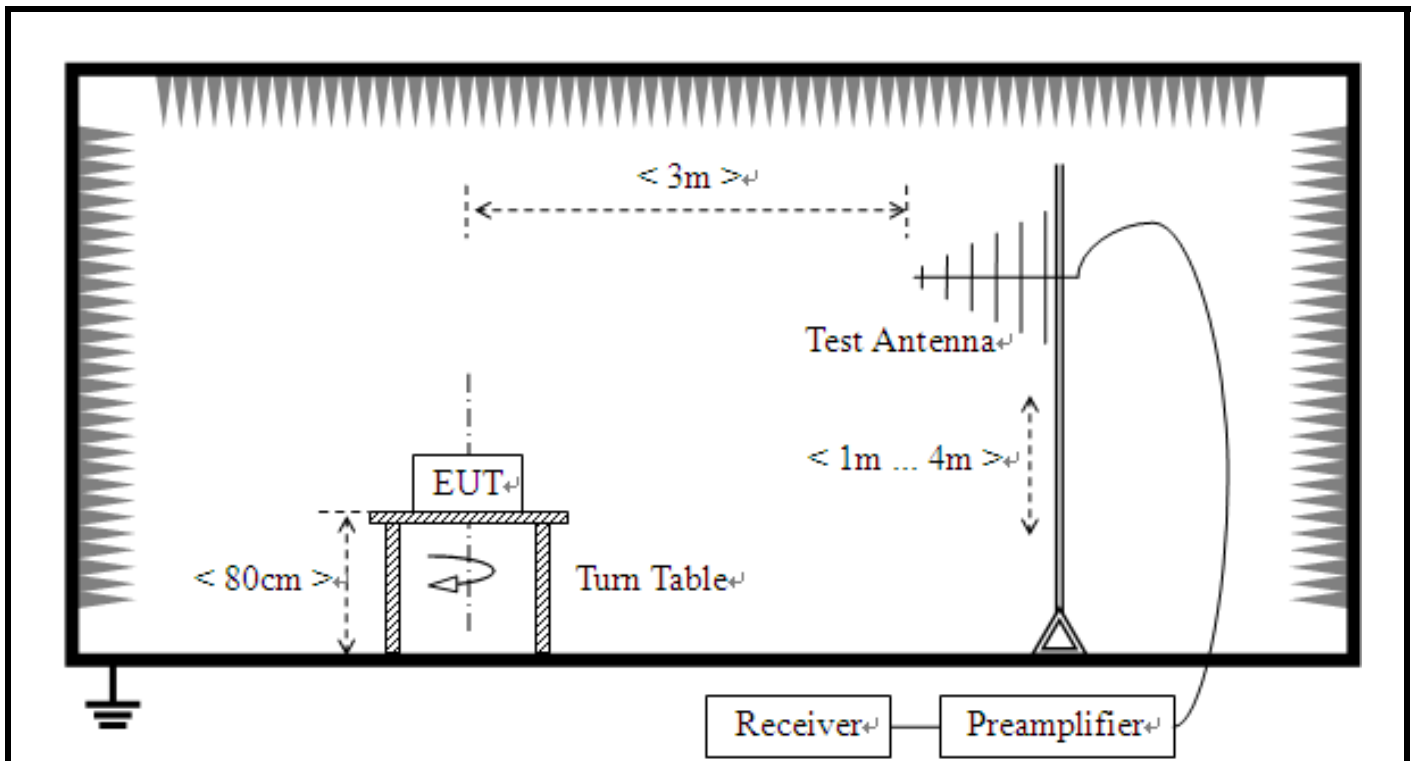
The measuring equipment is listed in the section 3 of this test report.

2.8.3 Test Setup

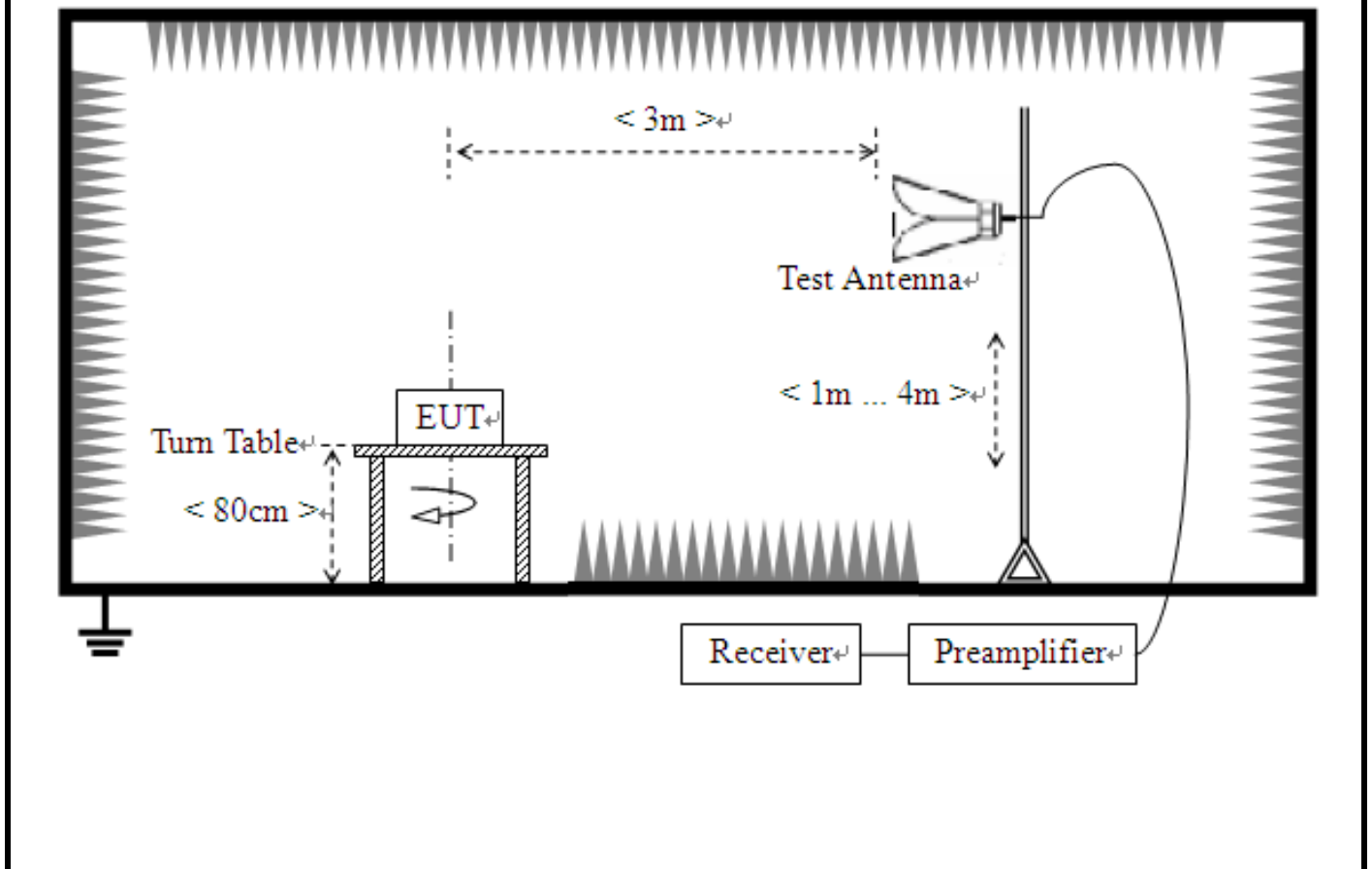
For radiated emissions from 9kHz to 30MHz



For radiated emissions from 30MHz to 1GHz



For radiated emissions above 1GHz



2.8.4 Test Procedures

1. The EUT was placed on a rotatable wooden table with 0.8 meter above ground.
2. The EUT was set 3 meters from the receiving antenna, which was mounted on the antenna tower.
3. The table was rotated 360 degrees to determine the position of the highest spurious emission.
4. The height of the receiving antenna is varied between one meter and four meters to search the maximum spurious emission for both horizontal and vertical polarizations.
5. Make the measurement with the spectrum analyzer's RBW = 1MHz, VBW = 3MHz, taking the record of maximum spurious emission.
6. A horn antenna was substituted in place of the EUT and was driven by a signal generator.
7. Tune the output power of signal generator to the same emission level with EUT maximum spurious emission.
8. Taking the record of output power at antenna port.
9. Repeat step 7 to step 8 for another polarization.
10. The RF fundamental frequency should be excluded against the limit line in the operating frequency band.
The limit line is derived from $43 + 10\log(P)$ dB below the transmitter power P(Watts)
 $= P(W) - [43 + 10\log(P)]$ (dB)
 $= [30 + 10\log(P)]$ (dBm) - $[43 + 10\log(P)]$ (dB)
 $= -13$ dBm.
11. All Spurious Emission tests were performed in X, Y, Z axis direction and low, middle, high channel. And only the worst axis test condition was recorded in this test report.
12. The spectrum is measured from 9 KHz to the 10th harmonic of the fundamental frequency of the transmitter using CISPR quasi peak detector below 1GHz. The worst case emissions are reported however emissions whose levels were not within 20dB of the respective limits were not reported.
13. The maximum RB configurations of the Radiated Spurious Emissions as RB Size 1, RB Offset 0

**2.8.5 Test Result (Plots) of Radiated Spurious Emission**

Note: 1. within 30MHz-1GHz were found more than 20dB below limit line

Note: 2. Absolute Level=Reading Level + Factor

LTE Band 2 QPSK 20MHz BW Middle Channel

Suspected List							
NO.	Freq. [MHz]	Reading [dBm]	Level [dBm]	Limit [dBm]	Margin [dB]	Factor [dB]	Polarity
1	54.7474	-82.96	-61.22	-13.00	48.22	21.74	Horizontal
2	190.615	-86.22	-61.35	-13.00	48.35	24.87	Horizontal
3	510.390	-87.53	-53.95	-13.00	40.95	33.58	Horizontal
4	826.283	-88.29	-50.14	-13.00	37.14	38.15	Horizontal
5	3862.93	-58.30	-48.92	-13.00	35.92	9.38	Horizontal
6	10376.1	-61.74	-37.30	-13.00	24.30	24.44	Horizontal

Suspected List							
NO.	Freq. [MHz]	Reading [dBm]	Level [dBm]	Limit [dBm]	Margin [dB]	Factor [dB]	Polarity
1	55.2326	-83.00	-61.07	-13.00	48.07	21.93	Vertical
2	89.6848	-84.84	-59.16	-13.00	46.16	25.68	Vertical
3	190.130	-86.07	-64.19	-13.00	51.19	21.88	Vertical
4	2648.82	-56.37	-48.38	-13.00	35.38	7.99	Vertical
5	5108.55	-58.98	-44.90	-13.00	31.90	14.08	Vertical
6	10001.0	-61.23	-37.66	-13.00	24.66	23.57	Vertical



LTE Band 4 QPSK 20MHz BW Middle Channel

Suspected List							
NO.	Freq. [MHz]	Reading [dBm]	Level [dBm]	Limit [dBm]	Margin [dB]	Factor [dB]	Polarity
1	55.7179	-82.83	-61.08	-13.00	48.08	21.75	Horizontal
2	190.615	-86.70	-61.83	-13.00	48.83	24.87	Horizontal
3	647.713	-87.89	-52.16	-13.00	39.16	35.73	Horizontal
4	3142.57	-58.41	-49.81	-13.00	36.81	8.60	Horizontal
5	5138.56	-59.14	-47.16	-13.00	34.16	11.98	Horizontal
6	10128.5	-61.08	-37.34	-13.00	24.34	23.74	Horizontal

Suspected List							
NO.	Freq. [MHz]	Reading [dBm]	Level [dBm]	Limit [dBm]	Margin [dB]	Factor [dB]	Polarity
1	55.2326	-83.19	-61.26	-13.00	48.26	21.93	Vertical
2	89.1996	-85.34	-59.71	-13.00	46.71	25.63	Vertical
3	550.665	-87.48	-54.96	-13.00	41.96	32.52	Vertical
4	2713.85	-57.42	-49.15	-13.00	36.15	8.27	Vertical
5	5093.54	-60.05	-45.83	-13.00	32.83	14.22	Vertical
6	9993.49	-61.18	-37.65	-13.00	24.65	23.53	Vertical

LTE Band 5 QPSK 10MHz BW Middle Channel

Suspected List							
NO.	Freq. [MHz]	Reading [dBm]	Level [dBm]	Limit [dBm]	Margin [dB]	Factor [dB]	Polarity
1	55.2326	-82.74	-61.00	-13.00	48.00	21.74	Horizontal
2	190.615	-85.57	-60.70	-13.00	47.70	24.87	Horizontal
3	499.229	-88.59	-54.81	-13.00	41.81	33.78	Horizontal
4	1800.40	-57.47	-55.63	-13.00	42.63	1.84	Horizontal
5	3210.10	-58.45	-49.41	-13.00	36.41	9.04	Horizontal
6	10316.1	-61.06	-37.09	-13.00	24.09	23.97	Horizontal

Suspected List							
NO.	Freq. [MHz]	Reading [dBm]	Level [dBm]	Limit [dBm]	Margin [dB]	Factor [dB]	Polarity
1	42.6163	-86.78	-64.42	-13.00	51.42	22.36	Vertical
2	55.7179	-83.37	-61.38	-13.00	48.38	21.99	Vertical
3	90.6553	-86.47	-60.70	-13.00	47.70	25.77	Vertical
4	2455.72	-51.55	-48.33	-13.00	35.33	3.22	Vertical
5	5063.53	-59.22	-45.28	-13.00	32.28	13.94	Vertical
6	10286.1	-61.88	-38.20	-13.00	25.20	23.68	Vertical



LTE Band 12 QPSK 10MHz BW Middle Channel

Suspected List							
NO.	Freq. [MHz]	Reading [dBm]	Level [dBm]	Limit [dBm]	Margin [dB]	Factor [dB]	Polarity
1	56.2031	-82.72	-60.97	-13.00	47.97	21.75	Horizontal
2	532.711	-87.20	-54.08	-13.00	41.08	33.12	Horizontal
3	1711.35	-47.66	-48.28	-13.00	35.28	-0.62	Horizontal
4	2966.98	-57.55	-49.91	-13.00	36.91	7.64	Horizontal
5	5303.65	-59.54	-47.23	-13.00	34.23	12.31	Horizontal
6	10361.1	-61.77	-37.45	-13.00	24.45	24.32	Horizontal
Suspected List							
NO.	Freq. [MHz]	Reading [dBm]	Level [dBm]	Limit [dBm]	Margin [dB]	Factor [dB]	Polarity
1	42.1311	-86.18	-63.75	-13.00	50.75	22.43	Vertical
2	55.7179	-82.81	-60.82	-13.00	47.82	21.99	Vertical
3	84.8324	-84.49	-59.34	-13.00	46.34	25.15	Vertical
4	2101.55	-53.75	-51.64	-13.00	38.64	2.11	Vertical
5	5108.55	-59.26	-45.18	-13.00	32.18	14.08	Vertical
6	11366.6	-62.52	-38.50	-13.00	25.50	24.02	Vertical

LTE Band 13 QPSK 10MHz BW Middle Channel

Suspected List							
NO.	Freq. [MHz]	Reading [dBm]	Level [dBm]	Limit [dBm]	Margin [dB]	Factor [dB]	Polarity
1	54.7474	-83.08	-61.34	-13.00	48.34	21.74	Horizontal
2	508.934	-87.38	-53.76	-13.00	40.76	33.62	Horizontal
3	1559.27	-45.38	-47.73	-40.00	7.73	-2.35	Horizontal
4	2899.95	-57.41	-49.47	-13.00	36.47	7.94	Horizontal
5	7112.05	-58.85	-42.30	-13.00	29.30	16.55	Horizontal
6	10773.8	-60.97	-36.90	-13.00	23.90	24.07	Horizontal
Suspected List							
NO.	Freq. [MHz]	Reading [dBm]	Level [dBm]	Limit [dBm]	Margin [dB]	Factor [dB]	Polarity
1	55.2326	-83.53	-61.60	-13.00	48.60	21.93	Vertical
2	81.9210	-87.29	-62.46	-13.00	49.46	24.83	Vertical
3	1559.78	-54.08	-56.25	-40.00	16.25	-2.17	Vertical
4	2805.90	-55.38	-49.09	-13.00	36.09	6.29	Vertical
5	4920.96	-58.70	-45.78	-13.00	32.78	12.92	Vertical
6	10023.5	-61.17	-37.67	-13.00	24.67	23.50	Vertical



LTE Band 14 QPSK 10MHz BW Middle Channel

Suspected List							
NO.	Freq. [MHz]	Reading [dBm]	Level [dBm]	Limit [dBm]	Margin [dB]	Factor [dB]	Polarity
1	54.7474	-82.72	-60.98	-13.00	47.98	21.74	Horizontal
2	520.095	-87.59	-54.17	-13.00	41.17	33.42	Horizontal
3	1846.42	-56.62	-56.06	-13.00	43.06	0.56	Horizontal
4	2460.73	-52.54	-49.64	-13.00	36.64	2.90	Horizontal
5	5086.04	-58.56	-46.59	-13.00	33.59	11.97	Horizontal
6	10203.6	-61.99	-38.17	-13.00	25.17	23.82	Horizontal

Suspected List							
NO.	Freq. [MHz]	Reading [dBm]	Level [dBm]	Limit [dBm]	Margin [dB]	Factor [dB]	Polarity
1	54.7474	-82.16	-60.29	-13.00	47.29	21.87	Vertical
2	85.8029	-86.02	-60.77	-13.00	47.77	25.25	Vertical
3	503.111	-87.59	-55.85	-13.00	42.85	31.74	Vertical
4	3855.42	-58.21	-48.70	-13.00	35.70	9.51	Vertical
5	4973.48	-58.89	-45.69	-13.00	32.69	13.20	Vertical
6	10428.7	-62.45	-38.18	-13.00	25.18	24.27	Vertical

LTE Band 66 QPSK 20MHz BW Middle Channel

Suspected List							
NO.	Freq. [MHz]	Reading [dBm]	Level [dBm]	Limit [dBm]	Margin [dB]	Factor [dB]	Polarity
1	57.1736	-83.07	-61.31	-13.00	48.31	21.76	Horizontal
2	512.331	-87.33	-53.78	-13.00	40.78	33.55	Horizontal
3	838.414	-89.21	-50.96	-13.00	37.96	38.25	Horizontal
4	3150.07	-59.27	-50.59	-13.00	37.59	8.68	Horizontal
5	6264.13	-59.16	-44.67	-13.00	31.67	14.49	Horizontal
6	10151.0	-61.48	-37.71	-13.00	24.71	23.77	Horizontal

Suspected List							
NO.	Freq. [MHz]	Reading [dBm]	Level [dBm]	Limit [dBm]	Margin [dB]	Factor [dB]	Polarity
1	58.6293	-83.38	-61.03	-13.00	48.03	22.35	Vertical
2	599.189	-88.73	-54.65	-13.00	41.65	34.08	Vertical
3	2755.87	-56.82	-49.44	-13.00	36.44	7.38	Vertical
4	3975.48	-58.52	-49.15	-13.00	36.15	9.37	Vertical
5	5093.54	-59.97	-45.75	-13.00	32.75	14.22	Vertical
6	10008.5	-61.32	-37.78	-13.00	24.78	23.54	Vertical



3. LIST OF MEASURING EQUIPMENT

Description	Manufacturer	Model	Serial No.	Cal. Date	Due Date	Remark
EMI Test Receiver	R&S	ESIB26	A0304218	2019.05.20	2020.05.19	Radiation
Loop Antenna	Schwarz beck	HFH2-Z2	100047	2019.04.26	2022.04.25	Radiation
Broadband antenna (30MHz~1GHz)	R&S	HL562	101341	2017.07.14	2020.07.13	Radiation
Broadband antenna (30MHz~1GHz)	R&S	HL562	101339	2017.07.14	2020.07.13	Radiation
Double ridge horn antenna (1GHz~18GHz)	R&S	HF906	100150	2019.04.27	2022.04.26	Radiation
Double ridge horn antenna (1GHz~18GHz)	R&S	HF906	100149	2019.04.17	2022.04.16	Radiation
Horn antenna (18GHz~26.5GHz)	AR	AT4002A	305753	2017.07.12	2020.07.11	Radiation
Horn antenna (18GHz~26.5GHz)	AR	AT4003A	0329293	2018.09.17	2020.09.16	Radiation
Amplifier 1GHz-18GHz	AR	25S1G4AM1	22018	2018.09.17	2020.09.16	Radiation
Amplifier 20M~3GHz	MILMEGA	80RF1000-250	1064573	2017.10.09	2020.10.08	Radiation
Spectrum Analyzer	KEYSIGHT	N9030A	A160702554	2019.06.05	2020.06.04	Conducted
LISN	ROHDE&SC HWARZ	ESH2-Z5	A0304221	2019.04.30	2020.04.29	Conducted
Test Receiver	R&S	ESCS30	A0304260	2019.05.25	2020.05.24	Conducted
Temperature chamber	Dongguan gaoda instrument CO.LTD	GD-7005-100	130130101	2019.04.22	2020.04.21	Conducted
Wideband Radio Communication tester	R&S	CMW500	149332	2019.04.01	2020.03.31	Conducted
Power Supply	R&S	NGMO1	101037	2019.08.03	2020.08.02	Conducted



4. UNCERTAINTY OF EVALUATION

The measurement uncertainties shown below were calculated in accordance with the requirements of ANSI C63.10-2013. All the measurement uncertainty value were shown with a coverage $K=2$ to indicate 95% level of confidence . The measurement data show herein meets or exceeds the CISPR measurement uncertainty values specified in CISPR 16-4-2 and can be compared directly to specified limit to determine compliance.

Uncertainty of Conducted Emission Measurement (150KHz~30MHz)

Measuring Uncertainty for a level of confidence of 95%($U=2U_c(y)$)	2.6dB
---	-------

Uncertainty of Radiated Emission Measurement (30MHz~1GHz)

Measuring Uncertainty for a level of confidence of 95%($U=2U_c(y)$)	2.4dB
---	-------

Uncertainty of Radiated Emission Measurement (1GHz~40GHz)

Measuring Uncertainty for a level of confidence of 95%($U=2U_c(y)$)	2.8dB
---	-------

**APPENDIX A****Conducted RF (Average) Output Power****Test Result and Data**

Conducted Output Power NormalTC_NormalVol							
Band	Range	BandWidth	RB size/offset	Frequency (MHz)	Modulation	Power (dBm)	Result
FDD02	LowRange	1.4	OneRB_high	1850.7	QPSK	20.56	Pass
FDD02	LowRange	1.4	OneRB_high	1850.7	Q16	20.00	Pass
FDD02	LowRange	1.4	OneRB_low	1850.7	QPSK	20.49	Pass
FDD02	LowRange	1.4	OneRB_low	1850.7	Q16	19.74	Pass
FDD02	LowRange	1.4	OneRB_middle	1850.7	QPSK	20.78	Pass
FDD02	LowRange	1.4	OneRB_middle	1850.7	Q16	19.96	Pass
FDD02	LowRange	1.4	HalfRB_low	1850.7	QPSK	20.58	Pass
FDD02	LowRange	1.4	HalfRB_low	1850.7	Q16	19.51	Pass
FDD02	LowRange	1.4	HalfRB_middle	1850.7	QPSK	20.36	Pass
FDD02	LowRange	1.4	HalfRB_middle	1850.7	Q16	19.20	Pass
FDD02	LowRange	1.4	HalfRB_high	1850.7	QPSK	20.52	Pass
FDD02	LowRange	1.4	HalfRB_high	1850.7	Q16	19.18	Pass
FDD02	LowRange	1.4	fullRB	1850.7	QPSK	19.45	Pass
FDD02	LowRange	1.4	fullRB	1850.7	Q16	20.34	Pass
FDD02	LowRange	3	OneRB_high	1851.5	QPSK	19.21	Pass
FDD02	LowRange	3	OneRB_high	1851.5	Q16	19.26	Pass
FDD02	LowRange	3	OneRB_low	1851.5	QPSK	18.20	Pass
FDD02	LowRange	3	OneRB_low	1851.5	Q16	19.26	Pass
FDD02	LowRange	3	OneRB_middle	1851.5	QPSK	18.42	Pass
FDD02	LowRange	3	OneRB_middle	1851.5	Q16	19.38	Pass
FDD02	LowRange	3	HalfRB_low	1851.5	QPSK	18.24	Pass
FDD02	LowRange	3	HalfRB_low	1851.5	Q16	19.30	Pass
FDD02	LowRange	3	HalfRB_middle	1851.5	QPSK	18.41	Pass
FDD02	LowRange	3	HalfRB_middle	1851.5	Q16	20.28	Pass
FDD02	LowRange	3	HalfRB_high	1851.5	QPSK	19.50	Pass



FDD02	LowRange	3	HalfRB_high	1851.5	Q16	20.25	Pass
FDD02	LowRange	3	fullRB	1851.5	QPSK	19.60	Pass
FDD02	LowRange	3	fullRB	1851.5	Q16	20.26	Pass
FDD02	LowRange	5	OneRB_high	1852.5	QPSK	20.30	Pass
FDD02	LowRange	5	OneRB_high	1852.5	Q16	18.86	Pass
FDD02	LowRange	5	OneRB_low	1852.5	QPSK	20.05	Pass
FDD02	LowRange	5	OneRB_low	1852.5	Q16	18.99	Pass
FDD02	LowRange	5	OneRB_middle	1852.5	QPSK	20.34	Pass
FDD02	LowRange	5	OneRB_middle	1852.5	Q16	19.21	Pass
FDD02	LowRange	5	HalfRB_low	1852.5	QPSK	19.26	Pass
FDD02	LowRange	5	HalfRB_low	1852.5	Q16	18.20	Pass
FDD02	LowRange	5	HalfRB_middle	1852.5	QPSK	19.26	Pass
FDD02	LowRange	5	HalfRB_middle	1852.5	Q16	18.42	Pass
FDD02	LowRange	5	HalfRB_high	1852.5	QPSK	19.38	Pass
FDD02	LowRange	5	HalfRB_high	1852.5	Q16	18.24	Pass
FDD02	LowRange	5	fullRB	1852.5	QPSK	19.30	Pass
FDD02	LowRange	5	fullRB	1852.5	Q16	18.41	Pass
FDD02	LowRange	10	OneRB_high	1855	QPSK	20.28	Pass
FDD02	LowRange	10	OneRB_high	1855	Q16	19.50	Pass
FDD02	LowRange	10	OneRB_low	1855	QPSK	20.25	Pass
FDD02	LowRange	10	OneRB_low	1855	Q16	19.60	Pass
FDD02	LowRange	10	OneRB_middle	1855	QPSK	20.26	Pass
FDD02	LowRange	10	OneRB_middle	1855	Q16	19.77	Pass
FDD02	LowRange	10	HalfRB_low	1855	QPSK	19.12	Pass
FDD02	LowRange	10	HalfRB_low	1855	Q16	18.12	Pass
FDD02	LowRange	10	HalfRB_middle	1855	QPSK	19.11	Pass
FDD02	LowRange	10	HalfRB_middle	1855	Q16	18.12	Pass
FDD02	LowRange	10	HalfRB_high	1855	QPSK	19.26	Pass
FDD02	LowRange	10	HalfRB_high	1855	Q16	18.27	Pass
FDD02	LowRange	10	fullRB	1855	QPSK	19.17	Pass
FDD02	LowRange	10	fullRB	1855	Q16	18.16	Pass
FDD02	LowRange	15	OneRB_high	1857.5	QPSK	20.26	Pass



FDD02	LowRange	15	OneRB_high	1857.5	Q16	20.13	Pass
FDD02	LowRange	15	OneRB_low	1857.5	QPSK	20.08	Pass
FDD02	LowRange	15	OneRB_low	1857.5	Q16	19.23	Pass
FDD02	LowRange	15	OneRB_middle	1857.5	QPSK	20.03	Pass
FDD02	LowRange	15	OneRB_middle	1857.5	Q16	19.27	Pass
FDD02	LowRange	15	HalfRB_low	1857.5	QPSK	19.00	Pass
FDD02	LowRange	15	HalfRB_low	1857.5	Q16	18.99	Pass
FDD02	LowRange	15	HalfRB_middle	1857.5	QPSK	19.00	Pass
FDD02	LowRange	15	HalfRB_middle	1857.5	Q16	18.98	Pass
FDD02	LowRange	15	HalfRB_high	1857.5	QPSK	20.38	Pass
FDD02	LowRange	15	HalfRB_high	1857.5	Q16	20.38	Pass
FDD02	LowRange	15	fullRB	1857.5	QPSK	19.22	Pass
FDD02	LowRange	15	fullRB	1857.5	Q16	18.20	Pass
FDD02	LowRange	20	OneRB_high	1860	QPSK	20.10	Pass
FDD02	LowRange	20	OneRB_high	1860	Q16	19.88	Pass
FDD02	LowRange	20	OneRB_low	1860	QPSK	19.87	Pass
FDD02	LowRange	20	OneRB_low	1860	Q16	19.40	Pass
FDD02	LowRange	20	OneRB_middle	1860	QPSK	20.89	Pass
FDD02	LowRange	20	OneRB_middle	1860	Q16	19.62	Pass
FDD02	LowRange	20	HalfRB_low	1860	QPSK	19.14	Pass
FDD02	LowRange	20	HalfRB_low	1860	Q16	18.27	Pass
FDD02	LowRange	20	HalfRB_middle	1860	QPSK	19.23	Pass
FDD02	LowRange	20	HalfRB_middle	1860	Q16	18.27	Pass
FDD02	LowRange	20	HalfRB_high	1860	QPSK	19.33	Pass
FDD02	LowRange	20	HalfRB_high	1860	Q16	18.34	Pass
FDD02	LowRange	20	fullRB	1860	QPSK	19.19	Pass
FDD02	LowRange	20	fullRB	1860	Q16	18.29	Pass
FDD02	MidRange	1.4	OneRB_high	1880	QPSK	20.63	Pass
FDD02	MidRange	1.4	OneRB_high	1880	Q16	19.86	Pass
FDD02	MidRange	1.4	OneRB_low	1880	QPSK	20.48	Pass
FDD02	MidRange	1.4	OneRB_low	1880	Q16	19.76	Pass
FDD02	MidRange	1.4	OneRB_middle	1880	QPSK	20.65	Pass



FDD02	MidRange	1.4	OneRB_middle	1880	Q16	19.99	Pass
FDD02	MidRange	1.4	HalfRB_low	1880	QPSK	20.56	Pass
FDD02	MidRange	1.4	HalfRB_low	1880	Q16	19.69	Pass
FDD02	MidRange	1.4	HalfRB_middle	1880	QPSK	20.64	Pass
FDD02	MidRange	1.4	HalfRB_middle	1880	Q16	19.23	Pass
FDD02	MidRange	1.4	HalfRB_high	1880	QPSK	20.51	Pass
FDD02	MidRange	1.4	HalfRB_high	1880	Q16	19.78	Pass
FDD02	MidRange	1.4	fullRB	1880	QPSK	19.55	Pass
FDD02	MidRange	1.4	fullRB	1880	Q16	18.30	Pass
FDD02	MidRange	3	OneRB_high	1880	QPSK	20.49	Pass
FDD02	MidRange	3	OneRB_high	1880	Q16	19.83	Pass
FDD02	MidRange	3	OneRB_low	1880	QPSK	20.47	Pass
FDD02	MidRange	3	OneRB_low	1880	Q16	19.90	Pass
FDD02	MidRange	3	OneRB_middle	1880	QPSK	20.43	Pass
FDD02	MidRange	3	OneRB_middle	1880	Q16	19.69	Pass
FDD02	MidRange	3	HalfRB_low	1880	QPSK	19.40	Pass
FDD02	MidRange	3	HalfRB_low	1880	Q16	18.48	Pass
FDD02	MidRange	3	HalfRB_middle	1880	QPSK	19.41	Pass
FDD02	MidRange	3	HalfRB_middle	1880	Q16	18.78	Pass
FDD02	MidRange	3	HalfRB_high	1880	QPSK	19.44	Pass
FDD02	MidRange	3	HalfRB_high	1880	Q16	18.39	Pass
FDD02	MidRange	3	fullRB	1880	QPSK	19.48	Pass
FDD02	MidRange	3	fullRB	1880	Q16	18.54	Pass
FDD02	MidRange	5	OneRB_high	1880	QPSK	20.40	Pass
FDD02	MidRange	5	OneRB_high	1880	Q16	19.19	Pass
FDD02	MidRange	5	OneRB_low	1880	QPSK	20.57	Pass
FDD02	MidRange	5	OneRB_low	1880	Q16	19.56	Pass
FDD02	MidRange	5	OneRB_middle	1880	QPSK	20.48	Pass
FDD02	MidRange	5	OneRB_middle	1880	Q16	18.98	Pass
FDD02	MidRange	5	HalfRB_low	1880	QPSK	19.39	Pass
FDD02	MidRange	5	HalfRB_low	1880	Q16	18.38	Pass
FDD02	MidRange	5	HalfRB_middle	1880	QPSK	19.40	Pass



FDD02	MidRange	5	HalfRB_middle	1880	Q16	18.41	Pass
FDD02	MidRange	5	HalfRB_high	1880	QPSK	19.46	Pass
FDD02	MidRange	5	HalfRB_high	1880	Q16	18.62	Pass
FDD02	MidRange	5	fullRB	1880	QPSK	19.40	Pass
FDD02	MidRange	5	fullRB	1880	Q16	18.64	Pass
FDD02	MidRange	10	OneRB_high	1880	QPSK	20.38	Pass
FDD02	MidRange	10	OneRB_high	1880	Q16	19.70	Pass
FDD02	MidRange	10	OneRB_low	1880	QPSK	20.57	Pass
FDD02	MidRange	10	OneRB_low	1880	Q16	19.84	Pass
FDD02	MidRange	10	OneRB_middle	1880	QPSK	20.27	Pass
FDD02	MidRange	10	OneRB_middle	1880	Q16	19.54	Pass
FDD02	MidRange	10	HalfRB_low	1880	QPSK	19.39	Pass
FDD02	MidRange	10	HalfRB_low	1880	Q16	18.52	Pass
FDD02	MidRange	10	HalfRB_middle	1880	QPSK	19.40	Pass
FDD02	MidRange	10	HalfRB_middle	1880	Q16	18.32	Pass
FDD02	MidRange	10	HalfRB_high	1880	QPSK	19.37	Pass
FDD02	MidRange	10	HalfRB_high	1880	Q16	18.60	Pass
FDD02	MidRange	10	fullRB	1880	QPSK	19.34	Pass
FDD02	MidRange	10	fullRB	1880	Q16	18.42	Pass
FDD02	MidRange	15	OneRB_high	1880	QPSK	20.35	Pass
FDD02	MidRange	15	OneRB_high	1880	Q16	19.58	Pass
FDD02	MidRange	15	OneRB_low	1880	QPSK	20.41	Pass
FDD02	MidRange	15	OneRB_low	1880	Q16	19.97	Pass
FDD02	MidRange	15	OneRB_middle	1880	QPSK	20.38	Pass
FDD02	MidRange	15	OneRB_middle	1880	Q16	19.57	Pass
FDD02	MidRange	15	HalfRB_low	1880	QPSK	19.96	Pass
FDD02	MidRange	15	HalfRB_low	1880	Q16	19.85	Pass
FDD02	MidRange	15	HalfRB_middle	1880	QPSK	19.66	Pass
FDD02	MidRange	15	HalfRB_middle	1880	Q16	19.66	Pass
FDD02	MidRange	15	HalfRB_high	1880	QPSK	19.66	Pass
FDD02	MidRange	15	HalfRB_high	1880	Q16	19.76	Pass
FDD02	MidRange	15	fullRB	1880	QPSK	19.43	Pass



FDD02	MidRange	15	fullRB	1880	Q16	18.43	Pass
FDD02	MidRange	20	OneRB_high	1880	QPSK	20.40	Pass
FDD02	MidRange	20	OneRB_high	1880	Q16	19.88	Pass
FDD02	MidRange	20	OneRB_low	1880	QPSK	20.33	Pass
FDD02	MidRange	20	OneRB_low	1880	Q16	19.81	Pass
FDD02	MidRange	20	OneRB_middle	1880	QPSK	20.30	Pass
FDD02	MidRange	20	OneRB_middle	1880	Q16	20.14	Pass
FDD02	MidRange	20	HalfRB_low	1880	QPSK	19.37	Pass
FDD02	MidRange	20	HalfRB_low	1880	Q16	18.45	Pass
FDD02	MidRange	20	HalfRB_middle	1880	QPSK	19.38	Pass
FDD02	MidRange	20	HalfRB_middle	1880	Q16	18.56	Pass
FDD02	MidRange	20	HalfRB_high	1880	QPSK	19.43	Pass
FDD02	MidRange	20	HalfRB_high	1880	Q16	18.59	Pass
FDD02	MidRange	20	fullRB	1880	QPSK	19.49	Pass
FDD02	MidRange	20	fullRB	1880	Q16	18.58	Pass
FDD02	HighRange	1.4	OneRB_high	1909.3	QPSK	20.56	Pass
FDD02	HighRange	1.4	OneRB_high	1909.3	Q16	19.98	Pass
FDD02	HighRange	1.4	OneRB_low	1909.3	QPSK	20.67	Pass
FDD02	HighRange	1.4	OneRB_low	1909.3	Q16	19.95	Pass
FDD02	HighRange	1.4	OneRB_middle	1909.3	QPSK	20.58	Pass
FDD02	HighRange	1.4	OneRB_middle	1909.3	Q16	20.04	Pass
FDD02	HighRange	1.4	HalfRB_low	1909.3	QPSK	20.83	Pass
FDD02	HighRange	1.4	HalfRB_low	1909.3	Q16	19.72	Pass
FDD02	HighRange	1.4	HalfRB_middle	1909.3	QPSK	20.76	Pass
FDD02	HighRange	1.4	HalfRB_middle	1909.3	Q16	19.66	Pass
FDD02	HighRange	1.4	HalfRB_high	1909.3	QPSK	20.71	Pass
FDD02	HighRange	1.4	HalfRB_high	1909.3	Q16	19.85	Pass
FDD02	HighRange	1.4	fullRB	1909.3	QPSK	19.60	Pass
FDD02	HighRange	1.4	fullRB	1909.3	Q16	18.74	Pass
FDD02	HighRange	3	OneRB_high	1908.5	QPSK	19.30	Pass
FDD02	HighRange	3	OneRB_high	1908.5	Q16	18.41	Pass
FDD02	HighRange	3	OneRB_low	1908.5	QPSK	20.28	Pass



FDD02	HighRange	3	OneRB_low	1908.5	Q16	19.50	Pass
FDD02	HighRange	3	OneRB_middle	1908.5	QPSK	20.25	Pass
FDD02	HighRange	3	OneRB_middle	1908.5	Q16	19.60	Pass
FDD02	HighRange	3	HalfRB_low	1908.5	QPSK	20.26	Pass
FDD02	HighRange	3	HalfRB_low	1908.5	Q16	19.77	Pass
FDD02	HighRange	3	HalfRB_middle	1908.5	QPSK	19.12	Pass
FDD02	HighRange	3	HalfRB_middle	1908.5	Q16	18.12	Pass
FDD02	HighRange	3	HalfRB_high	1908.5	QPSK	19.11	Pass
FDD02	HighRange	3	HalfRB_high	1908.5	Q16	18.12	Pass
FDD02	HighRange	3	fullRB	1908.5	QPSK	19.26	Pass
FDD02	HighRange	3	fullRB	1908.5	Q16	18.27	Pass
FDD02	HighRange	5	OneRB_high	1907.5	QPSK	20.74	Pass
FDD02	HighRange	5	OneRB_high	1907.5	Q16	19.69	Pass
FDD02	HighRange	5	OneRB_low	1907.5	QPSK	20.85	Pass
FDD02	HighRange	5	OneRB_low	1907.5	Q16	19.37	Pass
FDD02	HighRange	5	OneRB_middle	1907.5	QPSK	20.69	Pass
FDD02	HighRange	5	OneRB_middle	1907.5	Q16	19.72	Pass
FDD02	HighRange	5	HalfRB_low	1907.5	QPSK	19.79	Pass
FDD02	HighRange	5	HalfRB_low	1907.5	Q16	18.92	Pass
FDD02	HighRange	5	HalfRB_middle	1907.5	QPSK	19.70	Pass
FDD02	HighRange	5	HalfRB_middle	1907.5	Q16	18.82	Pass
FDD02	HighRange	5	HalfRB_high	1907.5	QPSK	19.67	Pass
FDD02	HighRange	5	HalfRB_high	1907.5	Q16	18.79	Pass
FDD02	HighRange	5	fullRB	1907.5	QPSK	19.74	Pass
FDD02	HighRange	5	fullRB	1907.5	Q16	19.09	Pass
FDD02	HighRange	10	OneRB_high	1905	QPSK	20.55	Pass
FDD02	HighRange	10	OneRB_high	1905	Q16	20.46	Pass
FDD02	HighRange	10	OneRB_low	1905	QPSK	20.90	Pass
FDD02	HighRange	10	OneRB_low	1905	Q16	20.70	Pass
FDD02	HighRange	10	OneRB_middle	1905	QPSK	20.91	Pass
FDD02	HighRange	10	OneRB_middle	1905	Q16	20.76	Pass
FDD02	HighRange	10	HalfRB_low	1905	QPSK	19.89	Pass



FDD02	HighRange	10	HalfRB_low	1905	Q16	18.94	Pass
FDD02	HighRange	10	HalfRB_middle	1905	QPSK	19.80	Pass
FDD02	HighRange	10	HalfRB_middle	1905	Q16	18.84	Pass
FDD02	HighRange	10	HalfRB_high	1905	QPSK	19.78	Pass
FDD02	HighRange	10	HalfRB_high	1905	Q16	18.95	Pass
FDD02	HighRange	10	fullRB	1905	QPSK	19.84	Pass
FDD02	HighRange	10	fullRB	1905	Q16	18.95	Pass
FDD02	HighRange	15	OneRB_high	1902.5	QPSK	20.59	Pass
FDD02	HighRange	15	OneRB_high	1902.5	Q16	19.98	Pass
FDD02	HighRange	15	OneRB_low	1902.5	QPSK	20.60	Pass
FDD02	HighRange	15	OneRB_low	1902.5	Q16	19.93	Pass
FDD02	HighRange	15	OneRB_middle	1902.5	QPSK	21.00	Pass
FDD02	HighRange	15	OneRB_middle	1902.5	Q16	20.87	Pass
FDD02	HighRange	15	HalfRB_low	1902.5	QPSK	19.82	Pass
FDD02	HighRange	15	HalfRB_low	1902.5	Q16	19.73	Pass
FDD02	HighRange	15	HalfRB_middle	1902.5	QPSK	19.73	Pass
FDD02	HighRange	15	HalfRB_middle	1902.5	Q16	19.72	Pass
FDD02	HighRange	15	HalfRB_high	1902.5	QPSK	19.93	Pass
FDD02	HighRange	15	HalfRB_high	1902.5	Q16	19.91	Pass
FDD02	HighRange	15	fullRB	1902.5	QPSK	19.75	Pass
FDD02	HighRange	15	fullRB	1902.5	Q16	18.87	Pass
FDD02	HighRange	20	OneRB_high	1900	QPSK	20.29	Pass
FDD02	HighRange	20	OneRB_high	1900	Q16	20.11	Pass
FDD02	HighRange	20	OneRB_low	1900	QPSK	20.31	Pass
FDD02	HighRange	20	OneRB_low	1900	Q16	19.77	Pass
FDD02	HighRange	20	OneRB_middle	1900	QPSK	21.47	Pass
FDD02	HighRange	20	OneRB_middle	1900	Q16	20.50	Pass
FDD02	HighRange	20	HalfRB_low	1900	QPSK	19.58	Pass
FDD02	HighRange	20	HalfRB_low	1900	Q16	18.73	Pass
FDD02	HighRange	20	HalfRB_middle	1900	QPSK	19.67	Pass
FDD02	HighRange	20	HalfRB_middle	1900	Q16	18.73	Pass
FDD02	HighRange	20	HalfRB_high	1900	QPSK	19.90	Pass



FDD02	HighRange	20	HalfRB_high	1900	Q16	18.93	Pass
FDD02	HighRange	20	fullRB	1900	QPSK	19.68	Pass
FDD02	HighRange	20	fullRB	1900	Q16	18.88	Pass
FDD04	LowRange	1.4	OneRB_high	1710.7	QPSK	19.44	Pass
FDD04	LowRange	1.4	OneRB_high	1710.7	Q16	18.63	Pass
FDD04	LowRange	1.4	OneRB_low	1710.7	QPSK	19.43	Pass
FDD04	LowRange	1.4	OneRB_low	1710.7	Q16	18.73	Pass
FDD04	LowRange	1.4	OneRB_middle	1710.7	QPSK	19.40	Pass
FDD04	LowRange	1.4	OneRB_middle	1710.7	Q16	18.91	Pass
FDD04	LowRange	1.4	HalfRB_low	1710.7	QPSK	19.41	Pass
FDD04	LowRange	1.4	HalfRB_low	1710.7	Q16	18.49	Pass
FDD04	LowRange	1.4	HalfRB_middle	1710.7	QPSK	19.51	Pass
FDD04	LowRange	1.4	HalfRB_middle	1710.7	Q16	18.49	Pass
FDD04	LowRange	1.4	HalfRB_high	1710.7	QPSK	19.42	Pass
FDD04	LowRange	1.4	HalfRB_high	1710.7	Q16	18.55	Pass
FDD04	LowRange	1.4	fullRB	1710.7	QPSK	18.51	Pass
FDD04	LowRange	1.4	fullRB	1710.7	Q16	17.74	Pass
FDD04	LowRange	3	OneRB_high	1711.5	QPSK	19.72	Pass
FDD04	LowRange	3	OneRB_high	1711.5	Q16	19.79	Pass
FDD04	LowRange	3	OneRB_low	1711.5	QPSK	18.92	Pass
FDD04	LowRange	3	OneRB_low	1711.5	Q16	19.70	Pass
FDD04	LowRange	3	OneRB_middle	1711.5	QPSK	18.82	Pass
FDD04	LowRange	3	OneRB_middle	1711.5	Q16	19.67	Pass
FDD04	LowRange	3	HalfRB_low	1711.5	QPSK	18.79	Pass
FDD04	LowRange	3	HalfRB_low	1711.5	Q16	19.74	Pass
FDD04	LowRange	3	HalfRB_middle	1711.5	QPSK	19.09	Pass
FDD04	LowRange	3	HalfRB_middle	1711.5	Q16	20.55	Pass
FDD04	LowRange	3	HalfRB_high	1711.5	QPSK	20.46	Pass
FDD04	LowRange	3	HalfRB_high	1711.5	Q16	20.90	Pass
FDD04	LowRange	3	fullRB	1711.5	QPSK	20.70	Pass
FDD04	LowRange	3	fullRB	1711.5	Q16	20.91	Pass
FDD04	LowRange	5	OneRB_high	1712.5	QPSK	19.48	Pass



FDD04	LowRange	5	OneRB_high	1712.5	Q16	18.15	Pass
FDD04	LowRange	5	OneRB_low	1712.5	QPSK	19.47	Pass
FDD04	LowRange	5	OneRB_low	1712.5	Q16	18.55	Pass
FDD04	LowRange	5	OneRB_middle	1712.5	QPSK	19.36	Pass
FDD04	LowRange	5	OneRB_middle	1712.5	Q16	17.95	Pass
FDD04	LowRange	5	HalfRB_low	1712.5	QPSK	18.52	Pass
FDD04	LowRange	5	HalfRB_low	1712.5	Q16	17.61	Pass
FDD04	LowRange	5	HalfRB_middle	1712.5	QPSK	18.51	Pass
FDD04	LowRange	5	HalfRB_middle	1712.5	Q16	17.60	Pass
FDD04	LowRange	5	HalfRB_high	1712.5	QPSK	18.46	Pass
FDD04	LowRange	5	HalfRB_high	1712.5	Q16	17.63	Pass
FDD04	LowRange	5	fullRB	1712.5	QPSK	18.46	Pass
FDD04	LowRange	5	fullRB	1712.5	Q16	17.50	Pass
FDD04	LowRange	10	OneRB_high	1715	QPSK	19.56	Pass
FDD04	LowRange	10	OneRB_high	1715	Q16	19.18	Pass
FDD04	LowRange	10	OneRB_low	1715	QPSK	19.56	Pass
FDD04	LowRange	10	OneRB_low	1715	Q16	18.85	Pass
FDD04	LowRange	10	OneRB_middle	1715	QPSK	19.46	Pass
FDD04	LowRange	10	OneRB_middle	1715	Q16	19.17	Pass
FDD04	LowRange	10	HalfRB_low	1715	QPSK	18.63	Pass
FDD04	LowRange	10	HalfRB_low	1715	Q16	17.77	Pass
FDD04	LowRange	10	HalfRB_middle	1715	QPSK	18.53	Pass
FDD04	LowRange	10	HalfRB_middle	1715	Q16	17.57	Pass
FDD04	LowRange	10	HalfRB_high	1715	QPSK	18.56	Pass
FDD04	LowRange	10	HalfRB_high	1715	Q16	17.70	Pass
FDD04	LowRange	10	fullRB	1715	QPSK	18.66	Pass
FDD04	LowRange	10	fullRB	1715	Q16	17.60	Pass
FDD04	LowRange	15	OneRB_high	1717.5	QPSK	19.98	Pass
FDD04	LowRange	15	OneRB_high	1717.5	Q16	19.79	Pass
FDD04	LowRange	15	OneRB_low	1717.5	QPSK	19.43	Pass
FDD04	LowRange	15	OneRB_low	1717.5	Q16	18.99	Pass
FDD04	LowRange	15	OneRB_middle	1717.5	QPSK	19.54	Pass



FDD04	LowRange	15	OneRB_middle	1717.5	Q16	18.99	Pass
FDD04	LowRange	15	HalfRB_low	1717.5	QPSK	19.60	Pass
FDD04	LowRange	15	HalfRB_low	1717.5	Q16	19.60	Pass
FDD04	LowRange	15	HalfRB_middle	1717.5	QPSK	19.60	Pass
FDD04	LowRange	15	HalfRB_middle	1717.5	Q16	18.79	Pass
FDD04	LowRange	15	HalfRB_high	1717.5	QPSK	19.37	Pass
FDD04	LowRange	15	HalfRB_high	1717.5	Q16	19.18	Pass
FDD04	LowRange	15	fullRB	1717.5	QPSK	18.69	Pass
FDD04	LowRange	15	fullRB	1717.5	Q16	17.69	Pass
FDD04	LowRange	20	OneRB_high	1720	QPSK	20.03	Pass
FDD04	LowRange	20	OneRB_high	1720	Q16	19.37	Pass
FDD04	LowRange	20	OneRB_low	1720	QPSK	19.24	Pass
FDD04	LowRange	20	OneRB_low	1720	Q16	18.96	Pass
FDD04	LowRange	20	OneRB_middle	1720	QPSK	19.91	Pass
FDD04	LowRange	20	OneRB_middle	1720	Q16	19.44	Pass
FDD04	LowRange	20	HalfRB_low	1720	QPSK	18.61	Pass
FDD04	LowRange	20	HalfRB_low	1720	Q16	17.64	Pass
FDD04	LowRange	20	HalfRB_middle	1720	QPSK	18.62	Pass
FDD04	LowRange	20	HalfRB_middle	1720	Q16	17.65	Pass
FDD04	LowRange	20	HalfRB_high	1720	QPSK	18.87	Pass
FDD04	LowRange	20	HalfRB_high	1720	Q16	18.03	Pass
FDD04	LowRange	20	fullRB	1720	QPSK	18.77	Pass
FDD04	LowRange	20	fullRB	1720	Q16	17.73	Pass
FDD04	MidRange	1.4	OneRB_high	1732.5	QPSK	20.03	Pass
FDD04	MidRange	1.4	OneRB_high	1732.5	Q16	19.62	Pass
FDD04	MidRange	1.4	OneRB_low	1732.5	QPSK	20.10	Pass
FDD04	MidRange	1.4	OneRB_low	1732.5	Q16	19.19	Pass
FDD04	MidRange	1.4	OneRB_middle	1732.5	QPSK	20.05	Pass
FDD04	MidRange	1.4	OneRB_middle	1732.5	Q16	19.55	Pass
FDD04	MidRange	1.4	HalfRB_low	1732.5	QPSK	20.03	Pass
FDD04	MidRange	1.4	HalfRB_low	1732.5	Q16	18.98	Pass
FDD04	MidRange	1.4	HalfRB_middle	1732.5	QPSK	19.93	Pass



FDD04	MidRange	1.4	HalfRB_middle	1732.5	Q16	18.99	Pass
FDD04	MidRange	1.4	HalfRB_high	1732.5	QPSK	20.01	Pass
FDD04	MidRange	1.4	HalfRB_high	1732.5	Q16	19.27	Pass
FDD04	MidRange	1.4	fullRB	1732.5	QPSK	18.98	Pass
FDD04	MidRange	1.4	fullRB	1732.5	Q16	18.01	Pass
FDD04	MidRange	3	OneRB_high	1732.5	QPSK	19.94	Pass
FDD04	MidRange	3	OneRB_high	1732.5	Q16	19.27	Pass
FDD04	MidRange	3	OneRB_low	1732.5	QPSK	19.96	Pass
FDD04	MidRange	3	OneRB_low	1732.5	Q16	19.28	Pass
FDD04	MidRange	3	OneRB_middle	1732.5	QPSK	19.86	Pass
FDD04	MidRange	3	OneRB_middle	1732.5	Q16	19.29	Pass
FDD04	MidRange	3	HalfRB_low	1732.5	QPSK	18.91	Pass
FDD04	MidRange	3	HalfRB_low	1732.5	Q16	18.16	Pass
FDD04	MidRange	3	HalfRB_middle	1732.5	QPSK	18.91	Pass
FDD04	MidRange	3	HalfRB_middle	1732.5	Q16	18.16	Pass
FDD04	MidRange	3	HalfRB_high	1732.5	QPSK	19.01	Pass
FDD04	MidRange	3	HalfRB_high	1732.5	Q16	18.25	Pass
FDD04	MidRange	3	fullRB	1732.5	QPSK	18.93	Pass
FDD04	MidRange	3	fullRB	1732.5	Q16	18.16	Pass
FDD04	MidRange	5	OneRB_high	1732.5	QPSK	20.00	Pass
FDD04	MidRange	5	OneRB_high	1732.5	Q16	18.64	Pass
FDD04	MidRange	5	OneRB_low	1732.5	QPSK	19.84	Pass
FDD04	MidRange	5	OneRB_low	1732.5	Q16	18.48	Pass
FDD04	MidRange	5	OneRB_middle	1732.5	QPSK	19.90	Pass
FDD04	MidRange	5	OneRB_middle	1732.5	Q16	18.99	Pass
FDD04	MidRange	5	HalfRB_low	1732.5	QPSK	18.92	Pass
FDD04	MidRange	5	HalfRB_low	1732.5	Q16	18.01	Pass
FDD04	MidRange	5	HalfRB_middle	1732.5	QPSK	18.92	Pass
FDD04	MidRange	5	HalfRB_middle	1732.5	Q16	18.01	Pass
FDD04	MidRange	5	HalfRB_high	1732.5	QPSK	19.02	Pass
FDD04	MidRange	5	HalfRB_high	1732.5	Q16	18.10	Pass
FDD04	MidRange	5	fullRB	1732.5	QPSK	18.92	Pass



FDD04	MidRange	5	fullRB	1732.5	Q16	18.15	Pass
FDD04	MidRange	10	OneRB_high	1732.5	QPSK	19.92	Pass
FDD04	MidRange	10	OneRB_high	1732.5	Q16	19.69	Pass
FDD04	MidRange	10	OneRB_low	1732.5	QPSK	19.94	Pass
FDD04	MidRange	10	OneRB_low	1732.5	Q16	19.33	Pass
FDD04	MidRange	10	OneRB_middle	1732.5	QPSK	20.19	Pass
FDD04	MidRange	10	OneRB_middle	1732.5	Q16	19.55	Pass
FDD04	MidRange	10	HalfRB_low	1732.5	QPSK	18.87	Pass
FDD04	MidRange	10	HalfRB_low	1732.5	Q16	18.01	Pass
FDD04	MidRange	10	HalfRB_middle	1732.5	QPSK	18.87	Pass
FDD04	MidRange	10	HalfRB_middle	1732.5	Q16	18.08	Pass
FDD04	MidRange	10	HalfRB_high	1732.5	QPSK	18.96	Pass
FDD04	MidRange	10	HalfRB_high	1732.5	Q16	18.09	Pass
FDD04	MidRange	10	fullRB	1732.5	QPSK	18.89	Pass
FDD04	MidRange	10	fullRB	1732.5	Q16	18.06	Pass
FDD04	MidRange	15	OneRB_high	1732.5	QPSK	19.74	Pass
FDD04	MidRange	15	OneRB_high	1732.5	Q16	19.07	Pass
FDD04	MidRange	15	OneRB_low	1732.5	QPSK	19.95	Pass
FDD04	MidRange	15	OneRB_low	1732.5	Q16	19.36	Pass
FDD04	MidRange	15	OneRB_middle	1732.5	QPSK	20.06	Pass
FDD04	MidRange	15	OneRB_middle	1732.5	Q16	19.14	Pass
FDD04	MidRange	15	HalfRB_low	1732.5	QPSK	18.72	Pass
FDD04	MidRange	15	HalfRB_low	1732.5	Q16	18.72	Pass
FDD04	MidRange	15	HalfRB_middle	1732.5	QPSK	18.72	Pass
FDD04	MidRange	15	HalfRB_middle	1732.5	Q16	18.72	Pass
FDD04	MidRange	15	HalfRB_high	1732.5	QPSK	19.13	Pass
FDD04	MidRange	15	HalfRB_high	1732.5	Q16	19.12	Pass
FDD04	MidRange	15	fullRB	1732.5	QPSK	18.92	Pass
FDD04	MidRange	15	fullRB	1732.5	Q16	18.02	Pass
FDD04	MidRange	20	OneRB_high	1732.5	QPSK	19.64	Pass
FDD04	MidRange	20	OneRB_high	1732.5	Q16	19.20	Pass
FDD04	MidRange	20	OneRB_low	1732.5	QPSK	19.92	Pass



FDD04	MidRange	20	OneRB_low	1732.5	Q16	19.17	Pass
FDD04	MidRange	20	OneRB_middle	1732.5	QPSK	20.31	Pass
FDD04	MidRange	20	OneRB_middle	1732.5	Q16	19.49	Pass
FDD04	MidRange	20	HalfRB_low	1732.5	QPSK	18.91	Pass
FDD04	MidRange	20	HalfRB_low	1732.5	Q16	17.98	Pass
FDD04	MidRange	20	HalfRB_middle	1732.5	QPSK	19.01	Pass
FDD04	MidRange	20	HalfRB_middle	1732.5	Q16	18.07	Pass
FDD04	MidRange	20	HalfRB_high	1732.5	QPSK	18.99	Pass
FDD04	MidRange	20	HalfRB_high	1732.5	Q16	18.08	Pass
FDD04	MidRange	20	fullRB	1732.5	QPSK	18.91	Pass
FDD04	MidRange	20	fullRB	1732.5	Q16	18.02	Pass
FDD04	HighRange	1.4	OneRB_high	1754.3	QPSK	19.73	Pass
FDD04	HighRange	1.4	OneRB_high	1754.3	Q16	19.10	Pass
FDD04	HighRange	1.4	OneRB_low	1754.3	QPSK	19.52	Pass
FDD04	HighRange	1.4	OneRB_low	1754.3	Q16	18.89	Pass
FDD04	HighRange	1.4	OneRB_middle	1754.3	QPSK	19.65	Pass
FDD04	HighRange	1.4	OneRB_middle	1754.3	Q16	19.12	Pass
FDD04	HighRange	1.4	HalfRB_low	1754.3	QPSK	19.60	Pass
FDD04	HighRange	1.4	HalfRB_low	1754.3	Q16	18.69	Pass
FDD04	HighRange	1.4	HalfRB_middle	1754.3	QPSK	19.61	Pass
FDD04	HighRange	1.4	HalfRB_middle	1754.3	Q16	18.59	Pass
FDD04	HighRange	1.4	HalfRB_high	1754.3	QPSK	19.60	Pass
FDD04	HighRange	1.4	HalfRB_high	1754.3	Q16	18.90	Pass
FDD04	HighRange	1.4	fullRB	1754.3	QPSK	18.73	Pass
FDD04	HighRange	1.4	fullRB	1754.3	Q16	17.95	Pass
FDD04	HighRange	3	OneRB_high	1753.5	QPSK	19.36	Pass
FDD04	HighRange	3	OneRB_high	1753.5	Q16	17.95	Pass
FDD04	HighRange	3	OneRB_low	1753.5	QPSK	18.52	Pass
FDD04	HighRange	3	OneRB_low	1753.5	Q16	17.61	Pass
FDD04	HighRange	3	OneRB_middle	1753.5	QPSK	18.51	Pass
FDD04	HighRange	3	OneRB_middle	1753.5	Q16	17.60	Pass
FDD04	HighRange	3	HalfRB_low	1753.5	QPSK	18.46	Pass



FDD04	HighRange	3	HalfRB_low	1753.5	Q16	17.63	Pass
FDD04	HighRange	3	HalfRB_middle	1753.5	QPSK	18.46	Pass
FDD04	HighRange	3	HalfRB_middle	1753.5	Q16	17.50	Pass
FDD04	HighRange	3	HalfRB_high	1753.5	QPSK	19.56	Pass
FDD04	HighRange	3	HalfRB_high	1753.5	Q16	19.18	Pass
FDD04	HighRange	3	fullRB	1753.5	QPSK	19.56	Pass
FDD04	HighRange	3	fullRB	1753.5	Q16	18.85	Pass
FDD04	HighRange	5	OneRB_high	1752.5	QPSK	19.78	Pass
FDD04	HighRange	5	OneRB_high	1752.5	Q16	18.39	Pass
FDD04	HighRange	5	OneRB_low	1752.5	QPSK	19.60	Pass
FDD04	HighRange	5	OneRB_low	1752.5	Q16	18.09	Pass
FDD04	HighRange	5	OneRB_middle	1752.5	QPSK	19.60	Pass
FDD04	HighRange	5	OneRB_middle	1752.5	Q16	18.22	Pass
FDD04	HighRange	5	HalfRB_low	1752.5	QPSK	18.72	Pass
FDD04	HighRange	5	HalfRB_low	1752.5	Q16	17.68	Pass
FDD04	HighRange	5	HalfRB_middle	1752.5	QPSK	18.73	Pass
FDD04	HighRange	5	HalfRB_middle	1752.5	Q16	17.72	Pass
FDD04	HighRange	5	HalfRB_high	1752.5	QPSK	18.77	Pass
FDD04	HighRange	5	HalfRB_high	1752.5	Q16	17.86	Pass
FDD04	HighRange	5	fullRB	1752.5	QPSK	18.68	Pass
FDD04	HighRange	5	fullRB	1752.5	Q16	17.92	Pass
FDD04	HighRange	10	OneRB_high	1750	QPSK	19.82	Pass
FDD04	HighRange	10	OneRB_high	1750	Q16	19.16	Pass
FDD04	HighRange	10	OneRB_low	1750	QPSK	19.95	Pass
FDD04	HighRange	10	OneRB_low	1750	Q16	19.66	Pass
FDD04	HighRange	10	OneRB_middle	1750	QPSK	19.64	Pass
FDD04	HighRange	10	OneRB_middle	1750	Q16	19.38	Pass
FDD04	HighRange	10	HalfRB_low	1750	QPSK	18.79	Pass
FDD04	HighRange	10	HalfRB_low	1750	Q16	17.88	Pass
FDD04	HighRange	10	HalfRB_middle	1750	QPSK	18.71	Pass
FDD04	HighRange	10	HalfRB_middle	1750	Q16	17.94	Pass
FDD04	HighRange	10	HalfRB_high	1750	QPSK	18.66	Pass



FDD04	HighRange	10	HalfRB_high	1750	Q16	17.80	Pass
FDD04	HighRange	10	fullRB	1750	QPSK	18.72	Pass
FDD04	HighRange	10	fullRB	1750	Q16	17.74	Pass
FDD04	HighRange	15	OneRB_high	1747.5	QPSK	19.67	Pass
FDD04	HighRange	15	OneRB_high	1747.5	Q16	19.12	Pass
FDD04	HighRange	15	OneRB_low	1747.5	QPSK	20.19	Pass
FDD04	HighRange	15	OneRB_low	1747.5	Q16	19.30	Pass
FDD04	HighRange	15	OneRB_middle	1747.5	QPSK	19.66	Pass
FDD04	HighRange	15	OneRB_middle	1747.5	Q16	19.07	Pass
FDD04	HighRange	15	HalfRB_low	1747.5	QPSK	19.35	Pass
FDD04	HighRange	15	HalfRB_low	1747.5	Q16	19.25	Pass
FDD04	HighRange	15	HalfRB_middle	1747.5	QPSK	19.17	Pass
FDD04	HighRange	15	HalfRB_middle	1747.5	Q16	19.17	Pass
FDD04	HighRange	15	HalfRB_high	1747.5	QPSK	18.38	Pass
FDD04	HighRange	15	HalfRB_high	1747.5	Q16	19.10	Pass
FDD04	HighRange	15	fullRB	1747.5	QPSK	18.80	Pass
FDD04	HighRange	15	fullRB	1747.5	Q16	17.92	Pass
FDD04	HighRange	20	OneRB_high	1745	QPSK	19.42	Pass
FDD04	HighRange	20	OneRB_high	1745	Q16	19.22	Pass
FDD04	HighRange	20	OneRB_low	1745	QPSK	20.72	Pass
FDD04	HighRange	20	OneRB_low	1745	Q16	19.54	Pass
FDD04	HighRange	20	OneRB_middle	1745	QPSK	19.75	Pass
FDD04	HighRange	20	OneRB_middle	1745	Q16	19.37	Pass
FDD04	HighRange	20	HalfRB_low	1745	QPSK	19.08	Pass
FDD04	HighRange	20	HalfRB_low	1745	Q16	18.17	Pass
FDD04	HighRange	20	HalfRB_middle	1745	QPSK	19.00	Pass
FDD04	HighRange	20	HalfRB_middle	1745	Q16	18.09	Pass
FDD04	HighRange	20	HalfRB_high	1745	QPSK	18.71	Pass
FDD04	HighRange	20	HalfRB_high	1745	Q16	17.86	Pass
FDD04	HighRange	20	fullRB	1745	QPSK	18.91	Pass
FDD04	HighRange	20	fullRB	1745	Q16	18.03	Pass
FDD05	LowRange	1.4	OneRB_high	824.7	QPSK	22.02	Pass



FDD05	LowRange	1.4	OneRB_high	824.7	Q16	21.29	Pass
FDD05	LowRange	1.4	OneRB_low	824.7	QPSK	22.18	Pass
FDD05	LowRange	1.4	OneRB_low	824.7	Q16	21.45	Pass
FDD05	LowRange	1.4	OneRB_middle	824.7	QPSK	22.16	Pass
FDD05	LowRange	1.4	OneRB_middle	824.7	Q16	21.61	Pass
FDD05	LowRange	1.4	HalfRB_low	824.7	QPSK	22.30	Pass
FDD05	LowRange	1.4	HalfRB_low	824.7	Q16	21.54	Pass
FDD05	LowRange	1.4	HalfRB_middle	824.7	QPSK	22.37	Pass
FDD05	LowRange	1.4	HalfRB_middle	824.7	Q16	21.23	Pass
FDD05	LowRange	1.4	HalfRB_high	824.7	QPSK	21.95	Pass
FDD05	LowRange	1.4	HalfRB_high	824.7	Q16	21.21	Pass
FDD05	LowRange	1.4	fullRB	824.7	QPSK	21.23	Pass
FDD05	LowRange	1.4	fullRB	824.7	Q16	20.30	Pass
FDD05	LowRange	3	OneRB_high	825.5	QPSK	21.72	Pass
FDD05	LowRange	3	OneRB_high	825.5	Q16	21.77	Pass
FDD05	LowRange	3	OneRB_low	825.5	QPSK	21.86	Pass
FDD05	LowRange	3	OneRB_low	825.5	Q16	20.68	Pass
FDD05	LowRange	3	OneRB_middle	825.5	QPSK	21.92	Pass
FDD05	LowRange	3	OneRB_middle	825.5	Q16	20.82	Pass
FDD05	LowRange	3	HalfRB_low	825.5	QPSK	20.16	Pass
FDD05	LowRange	3	HalfRB_low	825.5	Q16	20.95	Pass
FDD05	LowRange	3	HalfRB_middle	825.5	QPSK	20.66	Pass
FDD05	LowRange	3	HalfRB_middle	825.5	Q16	20.64	Pass
FDD05	LowRange	3	HalfRB_high	825.5	QPSK	20.38	Pass
FDD05	LowRange	3	HalfRB_high	825.5	Q16	20.79	Pass
FDD05	LowRange	3	fullRB	825.5	QPSK	20.88	Pass
FDD05	LowRange	3	fullRB	825.5	Q16	20.71	Pass
FDD05	LowRange	5	OneRB_high	826.5	QPSK	21.89	Pass
FDD05	LowRange	5	OneRB_high	826.5	Q16	20.72	Pass
FDD05	LowRange	5	OneRB_low	826.5	QPSK	22.11	Pass
FDD05	LowRange	5	OneRB_low	826.5	Q16	20.73	Pass
FDD05	LowRange	5	OneRB_middle	826.5	QPSK	22.15	Pass



FDD05	LowRange	5	OneRB_middle	826.5	Q16	20.83	Pass
FDD05	LowRange	5	HalfRB_low	826.5	QPSK	21.03	Pass
FDD05	LowRange	5	HalfRB_low	826.5	Q16	20.98	Pass
FDD05	LowRange	5	HalfRB_middle	826.5	QPSK	21.03	Pass
FDD05	LowRange	5	HalfRB_middle	826.5	Q16	20.04	Pass
FDD05	LowRange	5	HalfRB_high	826.5	QPSK	21.19	Pass
FDD05	LowRange	5	HalfRB_high	826.5	Q16	20.27	Pass
FDD05	LowRange	5	fullRB	826.5	QPSK	21.19	Pass
FDD05	LowRange	5	fullRB	826.5	Q16	20.44	Pass
FDD05	LowRange	10	OneRB_high	829	QPSK	21.95	Pass
FDD05	LowRange	10	OneRB_high	829	Q16	21.66	Pass
FDD05	LowRange	10	OneRB_low	829	QPSK	22.07	Pass
FDD05	LowRange	10	OneRB_low	829	Q16	21.51	Pass
FDD05	LowRange	10	OneRB_middle	829	QPSK	22.03	Pass
FDD05	LowRange	10	OneRB_middle	829	Q16	21.80	Pass
FDD05	LowRange	10	HalfRB_low	829	QPSK	21.33	Pass
FDD05	LowRange	10	HalfRB_low	829	Q16	20.39	Pass
FDD05	LowRange	10	HalfRB_middle	829	QPSK	21.26	Pass
FDD05	LowRange	10	HalfRB_middle	829	Q16	20.31	Pass
FDD05	LowRange	10	HalfRB_high	829	QPSK	21.23	Pass
FDD05	LowRange	10	HalfRB_high	829	Q16	20.43	Pass
FDD05	LowRange	10	fullRB	829	QPSK	21.25	Pass
FDD05	LowRange	10	fullRB	829	Q16	20.15	Pass
FDD05	MidRange	1.4	OneRB_high	836.5	QPSK	22.27	Pass
FDD05	MidRange	1.4	OneRB_high	836.5	Q16	21.59	Pass
FDD05	MidRange	1.4	OneRB_low	836.5	QPSK	22.19	Pass
FDD05	MidRange	1.4	OneRB_low	836.5	Q16	21.58	Pass
FDD05	MidRange	1.4	OneRB_middle	836.5	QPSK	22.30	Pass
FDD05	MidRange	1.4	OneRB_middle	836.5	Q16	21.65	Pass
FDD05	MidRange	1.4	HalfRB_low	836.5	QPSK	22.29	Pass
FDD05	MidRange	1.4	HalfRB_low	836.5	Q16	21.27	Pass
FDD05	MidRange	1.4	HalfRB_middle	836.5	QPSK	22.18	Pass



FDD05	MidRange	1.4	HalfRB_middle	836.5	Q16	21.35	Pass
FDD05	MidRange	1.4	HalfRB_high	836.5	QPSK	22.16	Pass
FDD05	MidRange	1.4	HalfRB_high	836.5	Q16	21.34	Pass
FDD05	MidRange	1.4	fullRB	836.5	QPSK	21.24	Pass
FDD05	MidRange	1.4	fullRB	836.5	Q16	20.36	Pass
FDD05	MidRange	3	OneRB_high	836.5	QPSK	21.98	Pass
FDD05	MidRange	3	OneRB_high	836.5	Q16	21.44	Pass
FDD05	MidRange	3	OneRB_low	836.5	QPSK	22.17	Pass
FDD05	MidRange	3	OneRB_low	836.5	Q16	21.43	Pass
FDD05	MidRange	3	OneRB_middle	836.5	QPSK	22.09	Pass
FDD05	MidRange	3	OneRB_middle	836.5	Q16	21.55	Pass
FDD05	MidRange	3	HalfRB_low	836.5	QPSK	21.26	Pass
FDD05	MidRange	3	HalfRB_low	836.5	Q16	20.33	Pass
FDD05	MidRange	3	HalfRB_middle	836.5	QPSK	21.27	Pass
FDD05	MidRange	3	HalfRB_middle	836.5	Q16	20.33	Pass
FDD05	MidRange	3	HalfRB_high	836.5	QPSK	21.31	Pass
FDD05	MidRange	3	HalfRB_high	836.5	Q16	20.39	Pass
FDD05	MidRange	3	fullRB	836.5	QPSK	21.21	Pass
FDD05	MidRange	3	fullRB	836.5	Q16	20.23	Pass
FDD05	MidRange	5	OneRB_high	836.5	QPSK	22.07	Pass
FDD05	MidRange	5	OneRB_high	836.5	Q16	20.66	Pass
FDD05	MidRange	5	OneRB_low	836.5	QPSK	22.06	Pass
FDD05	MidRange	5	OneRB_low	836.5	Q16	20.65	Pass
FDD05	MidRange	5	OneRB_middle	836.5	QPSK	22.26	Pass
FDD05	MidRange	5	OneRB_middle	836.5	Q16	20.84	Pass
FDD05	MidRange	5	HalfRB_low	836.5	QPSK	21.20	Pass
FDD05	MidRange	5	HalfRB_low	836.5	Q16	20.11	Pass
FDD05	MidRange	5	HalfRB_middle	836.5	QPSK	21.20	Pass
FDD05	MidRange	5	HalfRB_middle	836.5	Q16	20.30	Pass
FDD05	MidRange	5	HalfRB_high	836.5	QPSK	21.32	Pass
FDD05	MidRange	5	HalfRB_high	836.5	Q16	20.14	Pass
FDD05	MidRange	5	fullRB	836.5	QPSK	21.22	Pass



FDD05	MidRange	5	fullRB	836.5	Q16	20.31	Pass
FDD05	MidRange	10	OneRB_high	836.5	QPSK	21.89	Pass
FDD05	MidRange	10	OneRB_high	836.5	Q16	21.46	Pass
FDD05	MidRange	10	OneRB_low	836.5	QPSK	21.76	Pass
FDD05	MidRange	10	OneRB_low	836.5	Q16	21.40	Pass
FDD05	MidRange	10	OneRB_middle	836.5	QPSK	22.54	Pass
FDD05	MidRange	10	OneRB_middle	836.5	Q16	21.84	Pass
FDD05	MidRange	10	HalfRB_low	836.5	QPSK	21.31	Pass
FDD05	MidRange	10	HalfRB_low	836.5	Q16	20.46	Pass
FDD05	MidRange	10	HalfRB_middle	836.5	QPSK	21.32	Pass
FDD05	MidRange	10	HalfRB_middle	836.5	Q16	20.36	Pass
FDD05	MidRange	10	HalfRB_high	836.5	QPSK	21.31	Pass
FDD05	MidRange	10	HalfRB_high	836.5	Q16	20.31	Pass
FDD05	MidRange	10	fullRB	836.5	QPSK	21.26	Pass
FDD05	MidRange	10	fullRB	836.5	Q16	20.15	Pass
FDD05	HighRange	1.4	OneRB_high	848.3	QPSK	22.05	Pass
FDD05	HighRange	1.4	OneRB_high	848.3	Q16	21.47	Pass
FDD05	HighRange	1.4	OneRB_low	848.3	QPSK	22.16	Pass
FDD05	HighRange	1.4	OneRB_low	848.3	Q16	21.39	Pass
FDD05	HighRange	1.4	OneRB_middle	848.3	QPSK	22.20	Pass
FDD05	HighRange	1.4	OneRB_middle	848.3	Q16	21.51	Pass
FDD05	HighRange	1.4	HalfRB_low	848.3	QPSK	22.16	Pass
FDD05	HighRange	1.4	HalfRB_low	848.3	Q16	21.24	Pass
FDD05	HighRange	1.4	HalfRB_middle	848.3	QPSK	22.16	Pass
FDD05	HighRange	1.4	HalfRB_middle	848.3	Q16	21.24	Pass
FDD05	HighRange	1.4	HalfRB_high	848.3	QPSK	22.13	Pass
FDD05	HighRange	1.4	HalfRB_high	848.3	Q16	21.27	Pass
FDD05	HighRange	1.4	fullRB	848.3	QPSK	21.19	Pass
FDD05	HighRange	1.4	fullRB	848.3	Q16	20.37	Pass
FDD05	HighRange	3	OneRB_high	847.5	QPSK	21.03	Pass
FDD05	HighRange	3	OneRB_high	847.5	Q16	19.98	Pass
FDD05	HighRange	3	OneRB_low	847.5	QPSK	21.03	Pass



FDD05	HighRange	3	OneRB_low	847.5	Q16	20.04	Pass
FDD05	HighRange	3	OneRB_middle	847.5	QPSK	21.19	Pass
FDD05	HighRange	3	OneRB_middle	847.5	Q16	20.27	Pass
FDD05	HighRange	3	HalfRB_low	847.5	QPSK	21.19	Pass
FDD05	HighRange	3	HalfRB_low	847.5	Q16	20.44	Pass
FDD05	HighRange	3	HalfRB_middle	847.5	QPSK	21.95	Pass
FDD05	HighRange	3	HalfRB_middle	847.5	Q16	21.66	Pass
FDD05	HighRange	3	HalfRB_high	847.5	QPSK	22.07	Pass
FDD05	HighRange	3	HalfRB_high	847.5	Q16	21.51	Pass
FDD05	HighRange	3	fullRB	847.5	QPSK	22.03	Pass
FDD05	HighRange	3	fullRB	847.5	Q16	21.03	Pass
FDD05	HighRange	5	OneRB_high	846.5	QPSK	22.04	Pass
FDD05	HighRange	5	OneRB_high	846.5	Q16	20.75	Pass
FDD05	HighRange	5	OneRB_low	846.5	QPSK	22.05	Pass
FDD05	HighRange	5	OneRB_low	846.5	Q16	20.50	Pass
FDD05	HighRange	5	OneRB_middle	846.5	QPSK	21.99	Pass
FDD05	HighRange	5	OneRB_middle	846.5	Q16	20.62	Pass
FDD05	HighRange	5	HalfRB_low	846.5	QPSK	21.08	Pass
FDD05	HighRange	5	HalfRB_low	846.5	Q16	20.94	Pass
FDD05	HighRange	5	HalfRB_middle	846.5	QPSK	21.00	Pass
FDD05	HighRange	5	HalfRB_middle	846.5	Q16	20.94	Pass
FDD05	HighRange	5	HalfRB_high	846.5	QPSK	21.07	Pass
FDD05	HighRange	5	HalfRB_high	846.5	Q16	20.11	Pass
FDD05	HighRange	5	fullRB	846.5	QPSK	21.09	Pass
FDD05	HighRange	5	fullRB	846.5	Q16	20.30	Pass
FDD05	HighRange	10	OneRB_high	844	QPSK	21.63	Pass
FDD05	HighRange	10	OneRB_high	844	Q16	21.21	Pass
FDD05	HighRange	10	OneRB_low	844	QPSK	22.30	Pass
FDD05	HighRange	10	OneRB_low	844	Q16	21.44	Pass
FDD05	HighRange	10	OneRB_middle	844	QPSK	22.76	Pass
FDD05	HighRange	10	OneRB_middle	844	Q16	21.63	Pass
FDD05	HighRange	10	HalfRB_low	844	QPSK	21.18	Pass



FDD05	HighRange	10	HalfRB_low	844	Q16	20.24	Pass
FDD05	HighRange	10	HalfRB_middle	844	QPSK	21.19	Pass
FDD05	HighRange	10	HalfRB_middle	844	Q16	20.25	Pass
FDD05	HighRange	10	HalfRB_high	844	QPSK	21.21	Pass
FDD05	HighRange	10	HalfRB_high	844	Q16	20.19	Pass
FDD05	HighRange	10	fullRB	844	QPSK	21.17	Pass
FDD05	HighRange	10	fullRB	844	Q16	20.27	Pass
FDD12	LowRange	1.4	OneRB_high	699.7	QPSK	21.95	Pass
FDD12	LowRange	1.4	OneRB_high	699.7	Q16	21.24	Pass
FDD12	LowRange	1.4	OneRB_low	699.7	QPSK	22.02	Pass
FDD12	LowRange	1.4	OneRB_low	699.7	Q16	21.31	Pass
FDD12	LowRange	1.4	OneRB_middle	699.7	QPSK	22.08	Pass
FDD12	LowRange	1.4	OneRB_middle	699.7	Q16	21.42	Pass
FDD12	LowRange	1.4	HalfRB_low	699.7	QPSK	21.96	Pass
FDD12	LowRange	1.4	HalfRB_low	699.7	Q16	20.80	Pass
FDD12	LowRange	1.4	HalfRB_middle	699.7	QPSK	21.79	Pass
FDD12	LowRange	1.4	HalfRB_middle	699.7	Q16	20.96	Pass
FDD12	LowRange	1.4	HalfRB_high	699.7	QPSK	21.86	Pass
FDD12	LowRange	1.4	HalfRB_high	699.7	Q16	20.97	Pass
FDD12	LowRange	1.4	fullRB	699.7	QPSK	20.83	Pass
FDD12	LowRange	1.4	fullRB	699.7	Q16	19.97	Pass
FDD12	LowRange	3	OneRB_high	700.5	QPSK	20.50	Pass
FDD12	LowRange	3	OneRB_high	700.5	Q16	21.99	Pass
FDD12	LowRange	3	OneRB_low	700.5	QPSK	20.62	Pass
FDD12	LowRange	3	OneRB_low	700.5	Q16	21.08	Pass
FDD12	LowRange	3	OneRB_middle	700.5	QPSK	19.94	Pass
FDD12	LowRange	3	OneRB_middle	700.5	Q16	21.00	Pass
FDD12	LowRange	3	HalfRB_low	700.5	QPSK	19.94	Pass
FDD12	LowRange	3	HalfRB_low	700.5	Q16	21.07	Pass
FDD12	LowRange	3	HalfRB_middle	700.5	QPSK	20.11	Pass
FDD12	LowRange	3	HalfRB_middle	700.5	Q16	21.09	Pass
FDD12	LowRange	3	HalfRB_high	700.5	QPSK	20.30	Pass



FDD12	LowRange	3	HalfRB_high	700.5	Q16	21.63	Pass
FDD12	LowRange	3	fullRB	700.5	QPSK	21.21	Pass
FDD12	LowRange	3	fullRB	700.5	Q16	22.30	Pass
FDD12	LowRange	5	OneRB_high	701.5	QPSK	21.65	Pass
FDD12	LowRange	5	OneRB_high	701.5	Q16	20.73	Pass
FDD12	LowRange	5	OneRB_low	701.5	QPSK	21.70	Pass
FDD12	LowRange	5	OneRB_low	701.5	Q16	20.85	Pass
FDD12	LowRange	5	OneRB_middle	701.5	QPSK	21.43	Pass
FDD12	LowRange	5	OneRB_middle	701.5	Q16	20.72	Pass
FDD12	LowRange	5	HalfRB_low	701.5	QPSK	20.81	Pass
FDD12	LowRange	5	HalfRB_low	701.5	Q16	19.93	Pass
FDD12	LowRange	5	HalfRB_middle	701.5	QPSK	20.73	Pass
FDD12	LowRange	5	HalfRB_middle	701.5	Q16	19.93	Pass
FDD12	LowRange	5	HalfRB_high	701.5	QPSK	20.67	Pass
FDD12	LowRange	5	HalfRB_high	701.5	Q16	19.60	Pass
FDD12	LowRange	5	fullRB	701.5	QPSK	20.69	Pass
FDD12	LowRange	5	fullRB	701.5	Q16	19.78	Pass
FDD12	LowRange	10	OneRB_high	704	QPSK	21.87	Pass
FDD12	LowRange	10	OneRB_high	704	Q16	21.24	Pass
FDD12	LowRange	10	OneRB_low	704	QPSK	21.65	Pass
FDD12	LowRange	10	OneRB_low	704	Q16	21.03	Pass
FDD12	LowRange	10	OneRB_middle	704	QPSK	21.68	Pass
FDD12	LowRange	10	OneRB_middle	704	Q16	21.45	Pass
FDD12	LowRange	10	HalfRB_low	704	QPSK	20.65	Pass
FDD12	LowRange	10	HalfRB_low	704	Q16	19.75	Pass
FDD12	LowRange	10	HalfRB_middle	704	QPSK	20.49	Pass
FDD12	LowRange	10	HalfRB_middle	704	Q16	19.66	Pass
FDD12	LowRange	10	HalfRB_high	704	QPSK	20.70	Pass
FDD12	LowRange	10	HalfRB_high	704	Q16	19.95	Pass
FDD12	LowRange	10	fullRB	704	QPSK	20.67	Pass
FDD12	LowRange	10	fullRB	704	Q16	19.81	Pass
FDD12	MidRange	1.4	OneRB_high	707.5	QPSK	21.96	Pass



FDD12	MidRange	1.4	OneRB_high	707.5	Q16	21.26	Pass
FDD12	MidRange	1.4	OneRB_low	707.5	QPSK	21.68	Pass
FDD12	MidRange	1.4	OneRB_low	707.5	Q16	21.20	Pass
FDD12	MidRange	1.4	OneRB_middle	707.5	QPSK	21.74	Pass
FDD12	MidRange	1.4	OneRB_middle	707.5	Q16	21.27	Pass
FDD12	MidRange	1.4	HalfRB_low	707.5	QPSK	21.67	Pass
FDD12	MidRange	1.4	HalfRB_low	707.5	Q16	20.78	Pass
FDD12	MidRange	1.4	HalfRB_middle	707.5	QPSK	21.76	Pass
FDD12	MidRange	1.4	HalfRB_middle	707.5	Q16	20.86	Pass
FDD12	MidRange	1.4	HalfRB_high	707.5	QPSK	21.86	Pass
FDD12	MidRange	1.4	HalfRB_high	707.5	Q16	21.26	Pass
FDD12	MidRange	1.4	fullRB	707.5	QPSK	20.85	Pass
FDD12	MidRange	1.4	fullRB	707.5	Q16	19.91	Pass
FDD12	MidRange	3	OneRB_high	707.5	QPSK	21.72	Pass
FDD12	MidRange	3	OneRB_high	707.5	Q16	21.62	Pass
FDD12	MidRange	3	OneRB_low	707.5	QPSK	21.70	Pass
FDD12	MidRange	3	OneRB_low	707.5	Q16	21.08	Pass
FDD12	MidRange	3	OneRB_middle	707.5	QPSK	21.75	Pass
FDD12	MidRange	3	OneRB_middle	707.5	Q16	21.25	Pass
FDD12	MidRange	3	HalfRB_low	707.5	QPSK	20.75	Pass
FDD12	MidRange	3	HalfRB_low	707.5	Q16	20.22	Pass
FDD12	MidRange	3	HalfRB_middle	707.5	QPSK	20.75	Pass
FDD12	MidRange	3	HalfRB_middle	707.5	Q16	20.22	Pass
FDD12	MidRange	3	HalfRB_high	707.5	QPSK	21.01	Pass
FDD12	MidRange	3	HalfRB_high	707.5	Q16	20.02	Pass
FDD12	MidRange	3	fullRB	707.5	QPSK	20.96	Pass
FDD12	MidRange	3	fullRB	707.5	Q16	20.12	Pass
FDD12	MidRange	5	OneRB_high	707.5	QPSK	21.62	Pass
FDD12	MidRange	5	OneRB_high	707.5	Q16	20.76	Pass
FDD12	MidRange	5	OneRB_low	707.5	QPSK	21.60	Pass
FDD12	MidRange	5	OneRB_low	707.5	Q16	20.03	Pass
FDD12	MidRange	5	OneRB_middle	707.5	QPSK	21.79	Pass



FDD12	MidRange	5	OneRB_middle	707.5	Q16	20.91	Pass
FDD12	MidRange	5	HalfRB_low	707.5	QPSK	20.77	Pass
FDD12	MidRange	5	HalfRB_low	707.5	Q16	19.81	Pass
FDD12	MidRange	5	HalfRB_middle	707.5	QPSK	20.77	Pass
FDD12	MidRange	5	HalfRB_middle	707.5	Q16	19.83	Pass
FDD12	MidRange	5	HalfRB_high	707.5	QPSK	20.97	Pass
FDD12	MidRange	5	HalfRB_high	707.5	Q16	19.93	Pass
FDD12	MidRange	5	fullRB	707.5	QPSK	20.86	Pass
FDD12	MidRange	5	fullRB	707.5	Q16	19.99	Pass
FDD12	MidRange	10	OneRB_high	707.5	QPSK	21.51	Pass
FDD12	MidRange	10	OneRB_high	707.5	Q16	20.95	Pass
FDD12	MidRange	10	OneRB_low	707.5	QPSK	21.56	Pass
FDD12	MidRange	10	OneRB_low	707.5	Q16	20.94	Pass
FDD12	MidRange	10	OneRB_middle	707.5	QPSK	21.88	Pass
FDD12	MidRange	10	OneRB_middle	707.5	Q16	21.50	Pass
FDD12	MidRange	10	HalfRB_low	707.5	QPSK	20.80	Pass
FDD12	MidRange	10	HalfRB_low	707.5	Q16	19.70	Pass
FDD12	MidRange	10	HalfRB_middle	707.5	QPSK	20.71	Pass
FDD12	MidRange	10	HalfRB_middle	707.5	Q16	19.98	Pass
FDD12	MidRange	10	HalfRB_high	707.5	QPSK	20.86	Pass
FDD12	MidRange	10	HalfRB_high	707.5	Q16	19.99	Pass
FDD12	MidRange	10	fullRB	707.5	QPSK	20.83	Pass
FDD12	MidRange	10	fullRB	707.5	Q16	19.81	Pass
FDD12	HighRange	1.4	OneRB_high	715.3	QPSK	21.77	Pass
FDD12	HighRange	1.4	OneRB_high	715.3	Q16	21.15	Pass
FDD12	HighRange	1.4	OneRB_low	715.3	QPSK	21.61	Pass
FDD12	HighRange	1.4	OneRB_low	715.3	Q16	21.11	Pass
FDD12	HighRange	1.4	OneRB_middle	715.3	QPSK	22.02	Pass
FDD12	HighRange	1.4	OneRB_middle	715.3	Q16	21.29	Pass
FDD12	HighRange	1.4	HalfRB_low	715.3	QPSK	21.68	Pass
FDD12	HighRange	1.4	HalfRB_low	715.3	Q16	20.39	Pass
FDD12	HighRange	1.4	HalfRB_middle	715.3	QPSK	21.77	Pass



FDD12	HighRange	1.4	HalfRB_middle	715.3	Q16	21.04	Pass
FDD12	HighRange	1.4	HalfRB_high	715.3	QPSK	21.96	Pass
FDD12	HighRange	1.4	HalfRB_high	715.3	Q16	21.23	Pass
FDD12	HighRange	1.4	fullRB	715.3	QPSK	20.79	Pass
FDD12	HighRange	1.4	fullRB	715.3	Q16	20.11	Pass
FDD12	HighRange	3	OneRB_high	714.5	QPSK	20.73	Pass
FDD12	HighRange	3	OneRB_high	714.5	Q16	21.70	Pass
FDD12	HighRange	3	OneRB_low	714.5	QPSK	20.85	Pass
FDD12	HighRange	3	OneRB_low	714.5	Q16	21.43	Pass
FDD12	HighRange	3	OneRB_middle	714.5	QPSK	20.72	Pass
FDD12	HighRange	3	OneRB_middle	714.5	Q16	20.81	Pass
FDD12	HighRange	3	HalfRB_low	714.5	QPSK	19.93	Pass
FDD12	HighRange	3	HalfRB_low	714.5	Q16	20.73	Pass
FDD12	HighRange	3	HalfRB_middle	714.5	QPSK	19.93	Pass
FDD12	HighRange	3	HalfRB_middle	714.5	Q16	20.67	Pass
FDD12	HighRange	3	HalfRB_high	714.5	QPSK	19.60	Pass
FDD12	HighRange	3	HalfRB_high	714.5	Q16	20.69	Pass
FDD12	HighRange	3	fullRB	714.5	QPSK	19.78	Pass
FDD12	HighRange	3	fullRB	714.5	Q16	21.87	Pass
FDD12	HighRange	5	OneRB_high	713.5	QPSK	21.63	Pass
FDD12	HighRange	5	OneRB_high	713.5	Q16	20.85	Pass
FDD12	HighRange	5	OneRB_low	713.5	QPSK	21.71	Pass
FDD12	HighRange	5	OneRB_low	713.5	Q16	20.39	Pass
FDD12	HighRange	5	OneRB_middle	713.5	QPSK	21.70	Pass
FDD12	HighRange	5	OneRB_middle	713.5	Q16	20.80	Pass
FDD12	HighRange	5	HalfRB_low	713.5	QPSK	20.92	Pass
FDD12	HighRange	5	HalfRB_low	713.5	Q16	19.97	Pass
FDD12	HighRange	5	HalfRB_middle	713.5	QPSK	20.86	Pass
FDD12	HighRange	5	HalfRB_middle	713.5	Q16	19.90	Pass
FDD12	HighRange	5	HalfRB_high	713.5	QPSK	20.79	Pass
FDD12	HighRange	5	HalfRB_high	713.5	Q16	19.77	Pass
FDD12	HighRange	5	fullRB	713.5	QPSK	20.78	Pass



FDD12	HighRange	5	fullRB	713.5	Q16	19.98	Pass
FDD12	HighRange	10	OneRB_high	711	QPSK	21.60	Pass
FDD12	HighRange	10	OneRB_high	711	Q16	20.69	Pass
FDD12	HighRange	10	OneRB_low	711	QPSK	21.60	Pass
FDD12	HighRange	10	OneRB_low	711	Q16	21.01	Pass
FDD12	HighRange	10	OneRB_middle	711	QPSK	21.91	Pass
FDD12	HighRange	10	OneRB_middle	711	Q16	22.42	Pass
FDD12	HighRange	10	HalfRB_low	711	QPSK	20.95	Pass
FDD12	HighRange	10	HalfRB_low	711	Q16	19.92	Pass
FDD12	HighRange	10	HalfRB_middle	711	QPSK	20.94	Pass
FDD12	HighRange	10	HalfRB_middle	711	Q16	19.95	Pass
FDD12	HighRange	10	HalfRB_high	711	QPSK	20.83	Pass
FDD12	HighRange	10	HalfRB_high	711	Q16	19.91	Pass
FDD12	HighRange	10	fullRB	711	QPSK	20.95	Pass
FDD12	HighRange	10	fullRB	711	Q16	20.05	Pass
FDD66	LowRange	1.4	OneRB_high	1710.7	QPSK	21.01	Pass
FDD66	LowRange	1.4	OneRB_high	1710.7	Q16	21.91	Pass
FDD66	LowRange	1.4	OneRB_low	1710.7	QPSK	19.57	Pass
FDD66	LowRange	1.4	OneRB_low	1710.7	Q16	18.84	Pass
FDD66	LowRange	1.4	OneRB_middle	1710.7	QPSK	19.77	Pass
FDD66	LowRange	1.4	OneRB_middle	1710.7	Q16	18.68	Pass
FDD66	LowRange	1.4	HalfRB_low	1710.7	QPSK	19.75	Pass
FDD66	LowRange	1.4	HalfRB_low	1710.7	Q16	18.84	Pass
FDD66	LowRange	1.4	HalfRB_middle	1710.7	QPSK	19.74	Pass
FDD66	LowRange	1.4	HalfRB_middle	1710.7	Q16	18.83	Pass
FDD66	LowRange	1.4	HalfRB_high	1710.7	QPSK	19.69	Pass
FDD66	LowRange	1.4	HalfRB_high	1710.7	Q16	19.03	Pass
FDD66	LowRange	1.4	fullRB	1710.7	QPSK	18.76	Pass
FDD66	LowRange	1.4	fullRB	1710.7	Q16	17.82	Pass
FDD66	LowRange	3	OneRB_high	1711.5	QPSK	19.98	Pass
FDD66	LowRange	3	OneRB_high	1711.5	Q16	21.60	Pass
FDD66	LowRange	3	OneRB_low	1711.5	QPSK	20.69	Pass



FDD66	LowRange	3	OneRB_low	1711.5	Q16	21.60	Pass
FDD66	LowRange	3	OneRB_middle	1711.5	QPSK	21.01	Pass
FDD66	LowRange	3	OneRB_middle	1711.5	Q16	21.91	Pass
FDD66	LowRange	3	HalfRB_low	1711.5	QPSK	21.42	Pass
FDD66	LowRange	3	HalfRB_low	1711.5	Q16	20.95	Pass
FDD66	LowRange	3	HalfRB_middle	1711.5	QPSK	19.92	Pass
FDD66	LowRange	3	HalfRB_middle	1711.5	Q16	20.94	Pass
FDD66	LowRange	3	HalfRB_high	1711.5	QPSK	19.95	Pass
FDD66	LowRange	3	HalfRB_high	1711.5	Q16	20.83	Pass
FDD66	LowRange	3	fullRB	1711.5	QPSK	19.98	Pass
FDD66	LowRange	3	fullRB	1711.5	Q16	21.60	Pass
FDD66	LowRange	5	OneRB_high	1712.5	QPSK	20.69	Pass
FDD66	LowRange	5	OneRB_high	1712.5	Q16	21.60	Pass
FDD66	LowRange	5	OneRB_low	1712.5	QPSK	19.71	Pass
FDD66	LowRange	5	OneRB_low	1712.5	Q16	18.63	Pass
FDD66	LowRange	5	OneRB_middle	1712.5	QPSK	19.89	Pass
FDD66	LowRange	5	OneRB_middle	1712.5	Q16	18.72	Pass
FDD66	LowRange	5	HalfRB_low	1712.5	QPSK	18.73	Pass
FDD66	LowRange	5	HalfRB_low	1712.5	Q16	17.80	Pass
FDD66	LowRange	5	HalfRB_middle	1712.5	QPSK	18.73	Pass
FDD66	LowRange	5	HalfRB_middle	1712.5	Q16	17.62	Pass
FDD66	LowRange	5	HalfRB_high	1712.5	QPSK	18.85	Pass
FDD66	LowRange	5	HalfRB_high	1712.5	Q16	17.91	Pass
FDD66	LowRange	5	fullRB	1712.5	QPSK	18.76	Pass
FDD66	LowRange	5	fullRB	1712.5	Q16	17.87	Pass
FDD66	LowRange	10	OneRB_high	1715	QPSK	18.63	Pass
FDD66	LowRange	10	OneRB_high	1715	Q16	19.89	Pass
FDD66	LowRange	10	OneRB_low	1715	QPSK	19.83	Pass
FDD66	LowRange	10	OneRB_low	1715	Q16	18.54	Pass
FDD66	LowRange	10	OneRB_middle	1715	QPSK	19.89	Pass
FDD66	LowRange	10	OneRB_middle	1715	Q16	19.32	Pass
FDD66	LowRange	10	HalfRB_low	1715	QPSK	18.86	Pass



FDD66	LowRange	10	HalfRB_low	1715	Q16	18.03	Pass
FDD66	LowRange	10	HalfRB_middle	1715	QPSK	18.86	Pass
FDD66	LowRange	10	HalfRB_middle	1715	Q16	17.93	Pass
FDD66	LowRange	10	HalfRB_high	1715	QPSK	18.96	Pass
FDD66	LowRange	10	HalfRB_high	1715	Q16	18.21	Pass
FDD66	LowRange	10	fullRB	1715	QPSK	18.95	Pass
FDD66	LowRange	10	fullRB	1715	Q16	18.05	Pass
FDD66	LowRange	15	OneRB_high	1717.5	QPSK	19.10	Pass
FDD66	LowRange	15	OneRB_high	1717.5	Q16	19.10	Pass
FDD66	LowRange	15	OneRB_low	1717.5	QPSK	19.60	Pass
FDD66	LowRange	15	OneRB_low	1717.5	Q16	18.78	Pass
FDD66	LowRange	15	OneRB_middle	1717.5	QPSK	19.82	Pass
FDD66	LowRange	15	OneRB_middle	1717.5	Q16	18.96	Pass
FDD66	LowRange	15	HalfRB_low	1717.5	QPSK	18.79	Pass
FDD66	LowRange	15	HalfRB_low	1717.5	Q16	18.79	Pass
FDD66	LowRange	15	HalfRB_middle	1717.5	QPSK	18.70	Pass
FDD66	LowRange	15	HalfRB_middle	1717.5	Q16	18.70	Pass
FDD66	LowRange	15	HalfRB_high	1717.5	QPSK	19.10	Pass
FDD66	LowRange	15	HalfRB_high	1717.5	Q16	19.10	Pass
FDD66	LowRange	15	fullRB	1717.5	QPSK	18.96	Pass
FDD66	LowRange	15	fullRB	1717.5	Q16	17.94	Pass
FDD66	LowRange	20	OneRB_high	1720	QPSK	19.03	Pass
FDD66	LowRange	20	OneRB_high	1720	Q16	18.00	Pass
FDD66	LowRange	20	OneRB_low	1720	QPSK	19.58	Pass
FDD66	LowRange	20	OneRB_low	1720	Q16	19.39	Pass
FDD66	LowRange	20	OneRB_middle	1720	QPSK	20.19	Pass
FDD66	LowRange	20	OneRB_middle	1720	Q16	19.92	Pass
FDD66	LowRange	20	HalfRB_low	1720	QPSK	18.94	Pass
FDD66	LowRange	20	HalfRB_low	1720	Q16	18.10	Pass
FDD66	LowRange	20	HalfRB_middle	1720	QPSK	19.03	Pass
FDD66	LowRange	20	HalfRB_middle	1720	Q16	18.00	Pass
FDD66	LowRange	20	HalfRB_high	1720	QPSK	19.22	Pass



FDD66	LowRange	20	HalfRB_high	1720	Q16	18.18	Pass
FDD66	LowRange	20	fullRB	1720	QPSK	19.01	Pass
FDD66	LowRange	20	fullRB	1720	Q16	18.10	Pass
FDD66	MidRange	1.4	OneRB_high	1745	QPSK	19.97	Pass
FDD66	MidRange	1.4	OneRB_high	1745	Q16	19.00	Pass
FDD66	MidRange	1.4	OneRB_low	1745	QPSK	20.47	Pass
FDD66	MidRange	1.4	OneRB_low	1745	Q16	19.26	Pass
FDD66	MidRange	1.4	OneRB_middle	1745	QPSK	20.30	Pass
FDD66	MidRange	1.4	OneRB_middle	1745	Q16	19.25	Pass
FDD66	MidRange	1.4	HalfRB_low	1745	QPSK	20.57	Pass
FDD66	MidRange	1.4	HalfRB_low	1745	Q16	19.63	Pass
FDD66	MidRange	1.4	HalfRB_middle	1745	QPSK	20.49	Pass
FDD66	MidRange	1.4	HalfRB_middle	1745	Q16	19.72	Pass
FDD66	MidRange	1.4	HalfRB_high	1745	QPSK	20.19	Pass
FDD66	MidRange	1.4	HalfRB_high	1745	Q16	19.56	Pass
FDD66	MidRange	1.4	fullRB	1745	QPSK	20.37	Pass
FDD66	MidRange	1.4	fullRB	1745	Q16	19.02	Pass
FDD66	MidRange	3	OneRB_high	1745	QPSK	20.14	Pass
FDD66	MidRange	3	OneRB_high	1745	Q16	19.60	Pass
FDD66	MidRange	3	OneRB_low	1745	QPSK	20.51	Pass
FDD66	MidRange	3	OneRB_low	1745	Q16	20.23	Pass
FDD66	MidRange	3	OneRB_middle	1745	QPSK	20.21	Pass
FDD66	MidRange	3	OneRB_middle	1745	Q16	19.55	Pass
FDD66	MidRange	3	HalfRB_low	1745	QPSK	19.46	Pass
FDD66	MidRange	3	HalfRB_low	1745	Q16	18.74	Pass
FDD66	MidRange	3	HalfRB_middle	1745	QPSK	19.47	Pass
FDD66	MidRange	3	HalfRB_middle	1745	Q16	18.74	Pass
FDD66	MidRange	3	HalfRB_high	1745	QPSK	19.30	Pass
FDD66	MidRange	3	HalfRB_high	1745	Q16	18.37	Pass
FDD66	MidRange	3	fullRB	1745	QPSK	19.39	Pass
FDD66	MidRange	3	fullRB	1745	Q16	18.45	Pass
FDD66	MidRange	5	OneRB_high	1745	QPSK	20.11	Pass



FDD66	MidRange	5	OneRB_high	1745	Q16	19.17	Pass
FDD66	MidRange	5	OneRB_low	1745	QPSK	20.39	Pass
FDD66	MidRange	5	OneRB_low	1745	Q16	19.49	Pass
FDD66	MidRange	5	OneRB_middle	1745	QPSK	20.24	Pass
FDD66	MidRange	5	OneRB_middle	1745	Q16	18.95	Pass
FDD66	MidRange	5	HalfRB_low	1745	QPSK	19.45	Pass
FDD66	MidRange	5	HalfRB_low	1745	Q16	18.47	Pass
FDD66	MidRange	5	HalfRB_middle	1745	QPSK	19.47	Pass
FDD66	MidRange	5	HalfRB_middle	1745	Q16	18.56	Pass
FDD66	MidRange	5	HalfRB_high	1745	QPSK	19.22	Pass
FDD66	MidRange	5	HalfRB_high	1745	Q16	18.32	Pass
FDD66	MidRange	5	fullRB	1745	QPSK	19.38	Pass
FDD66	MidRange	5	fullRB	1745	Q16	18.61	Pass
FDD66	MidRange	10	OneRB_high	1745	QPSK	19.97	Pass
FDD66	MidRange	10	OneRB_high	1745	Q16	19.47	Pass
FDD66	MidRange	10	OneRB_low	1745	QPSK	20.62	Pass
FDD66	MidRange	10	OneRB_low	1745	Q16	19.98	Pass
FDD66	MidRange	10	OneRB_middle	1745	QPSK	20.16	Pass
FDD66	MidRange	10	OneRB_middle	1745	Q16	19.87	Pass
FDD66	MidRange	10	HalfRB_low	1745	QPSK	19.66	Pass
FDD66	MidRange	10	HalfRB_low	1745	Q16	18.81	Pass
FDD66	MidRange	10	HalfRB_middle	1745	QPSK	19.68	Pass
FDD66	MidRange	10	HalfRB_middle	1745	Q16	18.67	Pass
FDD66	MidRange	10	HalfRB_high	1745	QPSK	19.22	Pass
FDD66	MidRange	10	HalfRB_high	1745	Q16	18.27	Pass
FDD66	MidRange	10	fullRB	1745	QPSK	19.45	Pass
FDD66	MidRange	10	fullRB	1745	Q16	18.46	Pass
FDD66	MidRange	15	OneRB_high	1745	QPSK	19.95	Pass
FDD66	MidRange	15	OneRB_high	1745	Q16	19.41	Pass
FDD66	MidRange	15	OneRB_low	1745	QPSK	20.90	Pass
FDD66	MidRange	15	OneRB_low	1745	Q16	20.01	Pass
FDD66	MidRange	15	OneRB_middle	1745	QPSK	20.22	Pass



FDD66	MidRange	15	OneRB_middle	1745	Q16	19.71	Pass
FDD66	MidRange	15	HalfRB_low	1745	QPSK	20.12	Pass
FDD66	MidRange	15	HalfRB_low	1745	Q16	19.80	Pass
FDD66	MidRange	15	HalfRB_middle	1745	QPSK	19.80	Pass
FDD66	MidRange	15	HalfRB_middle	1745	Q16	19.81	Pass
FDD66	MidRange	15	HalfRB_high	1745	QPSK	18.65	Pass
FDD66	MidRange	15	HalfRB_high	1745	Q16	19.23	Pass
FDD66	MidRange	15	fullRB	1745	QPSK	19.41	Pass
FDD66	MidRange	15	fullRB	1745	Q16	18.44	Pass
FDD66	MidRange	20	OneRB_high	1745	QPSK	19.79	Pass
FDD66	MidRange	20	OneRB_high	1745	Q16	19.42	Pass
FDD66	MidRange	20	OneRB_low	1745	QPSK	20.64	Pass
FDD66	MidRange	20	OneRB_low	1745	Q16	19.83	Pass
FDD66	MidRange	20	OneRB_middle	1745	QPSK	20.19	Pass
FDD66	MidRange	20	OneRB_middle	1745	Q16	19.98	Pass
FDD66	MidRange	20	HalfRB_low	1745	QPSK	19.74	Pass
FDD66	MidRange	20	HalfRB_low	1745	Q16	18.81	Pass
FDD66	MidRange	20	HalfRB_middle	1745	QPSK	19.71	Pass
FDD66	MidRange	20	HalfRB_middle	1745	Q16	18.80	Pass
FDD66	MidRange	20	HalfRB_high	1745	QPSK	19.16	Pass
FDD66	MidRange	20	HalfRB_high	1745	Q16	18.25	Pass
FDD66	MidRange	20	fullRB	1745	QPSK	19.38	Pass
FDD66	MidRange	20	fullRB	1745	Q16	18.32	Pass
FDD66	HighRange	1.4	OneRB_high	1779.3	QPSK	19.82	Pass
FDD66	HighRange	1.4	OneRB_high	1779.3	Q16	18.39	Pass
FDD66	HighRange	1.4	OneRB_low	1779.3	QPSK	19.73	Pass
FDD66	HighRange	1.4	OneRB_low	1779.3	Q16	18.86	Pass
FDD66	HighRange	1.4	OneRB_middle	1779.3	QPSK	19.82	Pass
FDD66	HighRange	1.4	OneRB_middle	1779.3	Q16	18.80	Pass
FDD66	HighRange	1.4	HalfRB_low	1779.3	QPSK	19.79	Pass
FDD66	HighRange	1.4	HalfRB_low	1779.3	Q16	19.01	Pass
FDD66	HighRange	1.4	HalfRB_middle	1779.3	QPSK	19.86	Pass



FDD66	HighRange	1.4	HalfRB_middle	1779.3	Q16	19.16	Pass
FDD66	HighRange	1.4	HalfRB_high	1779.3	QPSK	19.76	Pass
FDD66	HighRange	1.4	HalfRB_high	1779.3	Q16	19.18	Pass
FDD66	HighRange	1.4	fullRB	1779.3	QPSK	19.02	Pass
FDD66	HighRange	1.4	fullRB	1779.3	Q16	18.02	Pass
FDD66	HighRange	3	OneRB_high	1778.5	QPSK	18.92	Pass
FDD66	HighRange	3	OneRB_high	1778.5	Q16	17.92	Pass
FDD66	HighRange	3	OneRB_low	1778.5	QPSK	18.93	Pass
FDD66	HighRange	3	OneRB_low	1778.5	Q16	19.16	Pass
FDD66	HighRange	3	OneRB_middle	1778.5	QPSK	19.75	Pass
FDD66	HighRange	3	OneRB_middle	1778.5	Q16	18.60	Pass
FDD66	HighRange	3	HalfRB_low	1778.5	QPSK	18.99	Pass
FDD66	HighRange	3	HalfRB_low	1778.5	Q16	17.99	Pass
FDD66	HighRange	3	HalfRB_middle	1778.5	QPSK	18.99	Pass
FDD66	HighRange	3	HalfRB_middle	1778.5	Q16	18.26	Pass
FDD66	HighRange	3	HalfRB_high	1778.5	QPSK	18.89	Pass
FDD66	HighRange	3	HalfRB_high	1778.5	Q16	18.14	Pass
FDD66	HighRange	3	fullRB	1778.5	QPSK	19.01	Pass
FDD66	HighRange	3	fullRB	1778.5	Q16	17.91	Pass
FDD66	HighRange	5	OneRB_high	1777.5	QPSK	18.73	Pass
FDD66	HighRange	5	OneRB_high	1777.5	Q16	18.91	Pass
FDD66	HighRange	5	OneRB_low	1777.5	QPSK	20.06	Pass
FDD66	HighRange	5	OneRB_low	1777.5	Q16	18.75	Pass
FDD66	HighRange	5	OneRB_middle	1777.5	QPSK	19.92	Pass
FDD66	HighRange	5	OneRB_middle	1777.5	Q16	18.73	Pass
FDD66	HighRange	5	HalfRB_low	1777.5	QPSK	18.91	Pass
FDD66	HighRange	5	HalfRB_low	1777.5	Q16	17.92	Pass
FDD66	HighRange	5	HalfRB_middle	1777.5	QPSK	18.92	Pass
FDD66	HighRange	5	HalfRB_middle	1777.5	Q16	17.92	Pass
FDD66	HighRange	5	HalfRB_high	1777.5	QPSK	18.93	Pass
FDD66	HighRange	5	HalfRB_high	1777.5	Q16	18.03	Pass
FDD66	HighRange	5	fullRB	1777.5	QPSK	18.92	Pass



FDD66	HighRange	5	fullRB	1777.5	Q16	18.07	Pass
FDD66	HighRange	10	OneRB_high	1775	QPSK	18.23	Pass
FDD66	HighRange	10	OneRB_high	1775	Q16	18.87	Pass
FDD66	HighRange	10	OneRB_low	1775	QPSK	20.30	Pass
FDD66	HighRange	10	OneRB_low	1775	Q16	19.21	Pass
FDD66	HighRange	10	OneRB_middle	1775	QPSK	19.98	Pass
FDD66	HighRange	10	OneRB_middle	1775	Q16	18.86	Pass
FDD66	HighRange	10	HalfRB_low	1775	QPSK	19.04	Pass
FDD66	HighRange	10	HalfRB_low	1775	Q16	18.23	Pass
FDD66	HighRange	10	HalfRB_middle	1775	QPSK	18.87	Pass
FDD66	HighRange	10	HalfRB_middle	1775	Q16	18.12	Pass
FDD66	HighRange	10	HalfRB_high	1775	QPSK	18.96	Pass
FDD66	HighRange	10	HalfRB_high	1775	Q16	18.07	Pass
FDD66	HighRange	10	fullRB	1775	QPSK	18.96	Pass
FDD66	HighRange	10	fullRB	1775	Q16	17.93	Pass
FDD66	HighRange	15	OneRB_high	1772.5	QPSK	18.27	Pass
FDD66	HighRange	15	OneRB_high	1772.5	Q16	18.27	Pass
FDD66	HighRange	15	OneRB_low	1772.5	QPSK	19.87	Pass
FDD66	HighRange	15	OneRB_low	1772.5	Q16	19.03	Pass
FDD66	HighRange	15	OneRB_middle	1772.5	QPSK	19.92	Pass
FDD66	HighRange	15	OneRB_middle	1772.5	Q16	19.18	Pass
FDD66	HighRange	15	HalfRB_low	1772.5	QPSK	18.17	Pass
FDD66	HighRange	15	HalfRB_low	1772.5	Q16	18.27	Pass
FDD66	HighRange	15	HalfRB_middle	1772.5	QPSK	18.27	Pass
FDD66	HighRange	15	HalfRB_middle	1772.5	Q16	18.27	Pass
FDD66	HighRange	15	HalfRB_high	1772.5	QPSK	18.07	Pass
FDD66	HighRange	15	HalfRB_high	1772.5	Q16	18.05	Pass
FDD66	HighRange	15	fullRB	1772.5	QPSK	18.97	Pass
FDD66	HighRange	15	fullRB	1772.5	Q16	17.91	Pass
FDD66	HighRange	20	OneRB_high	1770	QPSK	18.07	Pass
FDD66	HighRange	20	OneRB_high	1770	Q16	18.23	Pass
FDD66	HighRange	20	OneRB_low	1770	QPSK	20.01	Pass



FDD66	HighRange	20	OneRB_low	1770	Q16	19.64	Pass
FDD66	HighRange	20	OneRB_middle	1770	QPSK	20.20	Pass
FDD66	HighRange	20	OneRB_middle	1770	Q16	19.93	Pass
FDD66	HighRange	20	HalfRB_low	1770	QPSK	19.04	Pass
FDD66	HighRange	20	HalfRB_low	1770	Q16	18.01	Pass
FDD66	HighRange	20	HalfRB_middle	1770	QPSK	19.03	Pass
FDD66	HighRange	20	HalfRB_middle	1770	Q16	18.00	Pass
FDD66	HighRange	20	HalfRB_high	1770	QPSK	18.93	Pass
FDD66	HighRange	20	HalfRB_high	1770	Q16	17.95	Pass
FDD66	HighRange	20	fullRB	1770	QPSK	18.86	Pass
FDD66	HighRange	20	fullRB	1770	Q16	17.98	Pass
FDD13	LowRange	5	OneRB_high	779.5	QPSK	22.36	Pass
FDD13	LowRange	5	OneRB_high	779.5	Q16	21.01	Pass
FDD13	LowRange	5	OneRB_low	779.5	QPSK	22.17	Pass
FDD13	LowRange	5	OneRB_low	779.5	Q16	21.12	Pass
FDD13	LowRange	5	OneRB_middle	779.5	QPSK	22.44	Pass
FDD13	LowRange	5	OneRB_middle	779.5	Q16	21.04	Pass
FDD13	LowRange	5	HalfRB_low	779.5	QPSK	21.41	Pass
FDD13	LowRange	5	HalfRB_low	779.5	Q16	20.49	Pass
FDD13	LowRange	5	HalfRB_middle	779.5	QPSK	21.38	Pass
FDD13	LowRange	5	HalfRB_middle	779.5	Q16	20.38	Pass
FDD13	LowRange	5	HalfRB_high	779.5	QPSK	21.58	Pass
FDD13	LowRange	5	HalfRB_high	779.5	Q16	20.41	Pass
FDD13	LowRange	5	fullRB	779.5	QPSK	21.49	Pass
FDD13	LowRange	5	fullRB	779.5	Q16	20.53	Pass
FDD13	MidRange	5	OneRB_high	782	QPSK	22.53	Pass
FDD13	MidRange	5	OneRB_high	782	Q16	21.13	Pass
FDD13	MidRange	5	OneRB_low	782	QPSK	22.54	Pass
FDD13	MidRange	5	OneRB_low	782	Q16	21.10	Pass
FDD13	MidRange	5	OneRB_middle	782	QPSK	22.49	Pass
FDD13	MidRange	5	OneRB_middle	782	Q16	21.26	Pass
FDD13	MidRange	5	HalfRB_low	782	QPSK	21.55	Pass



FDD13	MidRange	5	HalfRB_low	782	Q16	20.46	Pass
FDD13	MidRange	5	HalfRB_middle	782	QPSK	21.61	Pass
FDD13	MidRange	5	HalfRB_middle	782	Q16	20.53	Pass
FDD13	MidRange	5	HalfRB_high	782	QPSK	21.63	Pass
FDD13	MidRange	5	HalfRB_high	782	Q16	20.55	Pass
FDD13	MidRange	5	fullRB	782	QPSK	21.63	Pass
FDD13	MidRange	5	fullRB	782	Q16	20.67	Pass
FDD13	MidRange	10	OneRB_high	782	QPSK	22.71	Pass
FDD13	MidRange	10	OneRB_high	782	Q16	21.64	Pass
FDD13	MidRange	10	OneRB_low	782	QPSK	22.61	Pass
FDD13	MidRange	10	OneRB_low	782	Q16	21.63	Pass
FDD13	MidRange	10	OneRB_middle	782	QPSK	22.74	Pass
FDD13	MidRange	10	OneRB_middle	782	Q16	22.14	Pass
FDD13	MidRange	10	HalfRB_low	782	QPSK	21.57	Pass
FDD13	MidRange	10	HalfRB_low	782	Q16	20.75	Pass
FDD13	MidRange	10	HalfRB_middle	782	QPSK	21.63	Pass
FDD13	MidRange	10	HalfRB_middle	782	Q16	20.69	Pass
FDD13	MidRange	10	HalfRB_high	782	QPSK	21.65	Pass
FDD13	MidRange	10	HalfRB_high	782	Q16	20.71	Pass
FDD13	MidRange	10	fullRB	782	QPSK	21.60	Pass
FDD13	MidRange	10	fullRB	782	Q16	20.57	Pass
FDD13	HighRange	5	OneRB_high	784.5	QPSK	22.52	Pass
FDD13	HighRange	5	OneRB_high	784.5	Q16	22.03	Pass
FDD13	HighRange	5	OneRB_low	784.5	QPSK	22.77	Pass
FDD13	HighRange	5	OneRB_low	784.5	Q16	21.96	Pass
FDD13	HighRange	5	OneRB_middle	784.5	QPSK	22.65	Pass
FDD13	HighRange	5	OneRB_middle	784.5	Q16	22.21	Pass
FDD13	HighRange	5	HalfRB_low	784.5	QPSK	21.63	Pass
FDD13	HighRange	5	HalfRB_low	784.5	Q16	20.58	Pass
FDD13	HighRange	5	HalfRB_middle	784.5	QPSK	21.63	Pass
FDD13	HighRange	5	HalfRB_middle	784.5	Q16	20.66	Pass
FDD13	HighRange	5	HalfRB_high	784.5	QPSK	21.61	Pass



FDD13	HighRange	5	HalfRB_high	784.5	Q16	20.55	Pass
FDD13	HighRange	5	fullRB	784.5	QPSK	21.66	Pass
FDD13	HighRange	5	fullRB	784.5	Q16	20.65	Pass
FDD14	LowRange	5	OneRB_high	790.5	QPSK	22.07	Pass
FDD14	LowRange	5	OneRB_high	790.5	Q16	20.56	Pass
FDD14	LowRange	5	OneRB_low	790.5	QPSK	21.94	Pass
FDD14	LowRange	5	OneRB_low	790.5	Q16	20.47	Pass
FDD14	LowRange	5	OneRB_middle	790.5	QPSK	22.16	Pass
FDD14	LowRange	5	OneRB_middle	790.5	Q16	20.95	Pass
FDD14	LowRange	5	HalfRB_low	790.5	QPSK	21.21	Pass
FDD14	LowRange	5	HalfRB_low	790.5	Q16	20.18	Pass
FDD14	LowRange	5	HalfRB_middle	790.5	QPSK	21.19	Pass
FDD14	LowRange	5	HalfRB_middle	790.5	Q16	20.25	Pass
FDD14	LowRange	5	HalfRB_high	790.5	QPSK	21.18	Pass
FDD14	LowRange	5	HalfRB_high	790.5	Q16	20.08	Pass
FDD14	LowRange	5	fullRB	790.5	QPSK	21.28	Pass
FDD14	LowRange	5	fullRB	790.5	Q16	20.40	Pass
FDD14	MidRange	5	OneRB_high	793	QPSK	22.12	Pass
FDD14	MidRange	5	OneRB_high	793	Q16	20.78	Pass
FDD14	MidRange	5	OneRB_low	793	QPSK	22.27	Pass
FDD14	MidRange	5	OneRB_low	793	Q16	20.91	Pass
FDD14	MidRange	5	OneRB_middle	793	QPSK	21.92	Pass
FDD14	MidRange	5	OneRB_middle	793	Q16	20.70	Pass
FDD14	MidRange	5	HalfRB_low	793	QPSK	21.21	Pass
FDD14	MidRange	5	HalfRB_low	793	Q16	20.18	Pass
FDD14	MidRange	5	HalfRB_middle	793	QPSK	21.20	Pass
FDD14	MidRange	5	HalfRB_middle	793	Q16	20.37	Pass
FDD14	MidRange	5	HalfRB_high	793	QPSK	21.21	Pass
FDD14	MidRange	5	HalfRB_high	793	Q16	20.26	Pass
FDD14	MidRange	5	fullRB	793	QPSK	21.25	Pass
FDD14	MidRange	5	fullRB	793	Q16	20.25	Pass



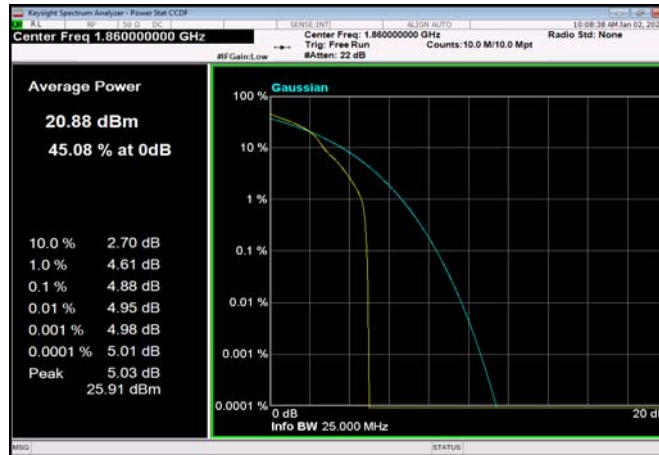
FDD14	MidRange	10	OneRB_high	793	QPSK	21.95	Pass
FDD14	MidRange	10	OneRB_high	793	Q16	21.55	Pass
FDD14	MidRange	10	OneRB_low	793	QPSK	22.12	Pass
FDD14	MidRange	10	OneRB_low	793	Q16	21.58	Pass
FDD14	MidRange	10	OneRB_middle	793	QPSK	21.94	Pass
FDD14	MidRange	10	OneRB_middle	793	Q16	21.57	Pass
FDD14	MidRange	10	HalfRB_low	793	QPSK	21.32	Pass
FDD14	MidRange	10	HalfRB_low	793	Q16	20.34	Pass
FDD14	MidRange	10	HalfRB_middle	793	QPSK	21.22	Pass
FDD14	MidRange	10	HalfRB_middle	793	Q16	20.40	Pass
FDD14	MidRange	10	HalfRB_high	793	QPSK	21.11	Pass
FDD14	MidRange	10	HalfRB_high	793	Q16	20.32	Pass
FDD14	MidRange	10	fullRB	793	QPSK	21.20	Pass
FDD14	MidRange	10	fullRB	793	Q16	20.19	Pass
FDD14	HighRange	5	OneRB_high	795.5	QPSK	22.38	Pass
FDD14	HighRange	5	OneRB_high	795.5	Q16	21.74	Pass
FDD14	HighRange	5	OneRB_low	795.5	QPSK	22.04	Pass
FDD14	HighRange	5	OneRB_low	795.5	Q16	21.36	Pass
FDD14	HighRange	5	OneRB_middle	795.5	QPSK	22.79	Pass
FDD14	HighRange	5	OneRB_middle	795.5	Q16	21.56	Pass
FDD14	HighRange	5	HalfRB_low	795.5	QPSK	21.29	Pass
FDD14	HighRange	5	HalfRB_low	795.5	Q16	20.22	Pass
FDD14	HighRange	5	HalfRB_middle	795.5	QPSK	21.28	Pass
FDD14	HighRange	5	HalfRB_middle	795.5	Q16	20.21	Pass
FDD14	HighRange	5	HalfRB_high	795.5	QPSK	21.24	Pass
FDD14	HighRange	5	HalfRB_high	795.5	Q16	20.08	Pass
FDD14	HighRange	5	fullRB	795.5	QPSK	21.26	Pass
FDD14	HighRange	5	fullRB	795.5	Q16	20.23	Pass

**Peak To Average Ratio****Test Result and Data**

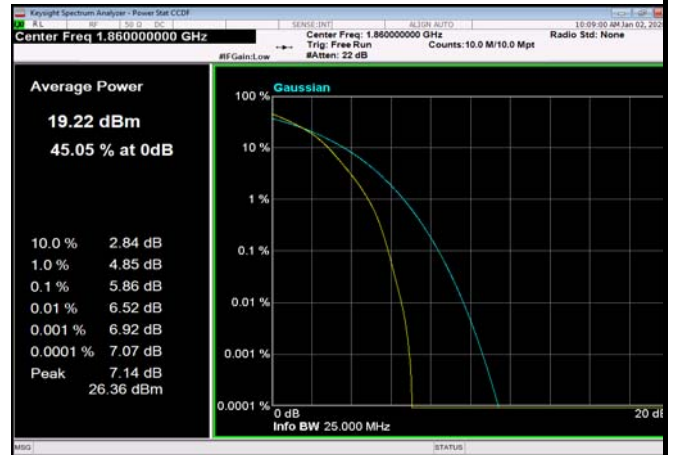
PeakToAveragePowerRatio NormalTC_NormalVol							
Band	Range	BandWidth	RbMode	Modulation	PAPR (dBm)	Limit (dBm)	Result
FDD02	LowRange	20	OneRB_high	Q16	4.88	13.00	Pass
FDD02	LowRange	20	fullRB	Q16	5.86	13.00	Pass
FDD02	MidRange	20	OneRB_high	Q16	5.61	13.00	Pass
FDD02	MidRange	20	fullRB	Q16	5.96	13.00	Pass
FDD02	HighRange	20	OneRB_high	Q16	5.33	13.00	Pass
FDD02	HighRange	20	fullRB	Q16	5.76	13.00	Pass
FDD04	LowRange	20	fullRB	Q16	6.13	13.00	Pass
FDD04	MidRange	20	OneRB_high	Q16	5.10	13.00	Pass
FDD04	MidRange	20	fullRB	Q16	5.95	13.00	Pass
FDD04	HighRange	20	OneRB_high	Q16	5.45	13.00	Pass
FDD04	HighRange	20	fullRB	Q16	6.02	13.00	Pass
FDD66	LowRange	20	OneRB_high	Q16	6.03	13.00	Pass
FDD66	LowRange	20	fullRB	Q16	6.32	13.00	Pass
FDD66	MidRange	20	OneRB_high	Q16	5.50	13.00	Pass
FDD66	MidRange	20	fullRB	Q16	6.28	13.00	Pass
FDD66	HighRange	20	OneRB_high	Q16	4.91	13.00	Pass
FDD66	HighRange	20	fullRB	Q16	4.91	13.00	Pass



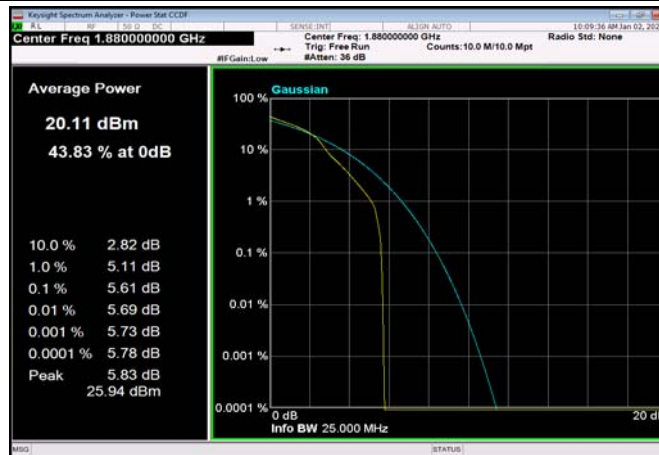
FDD02_LowRange_20MHz_1860_OneRB
_high_Q16



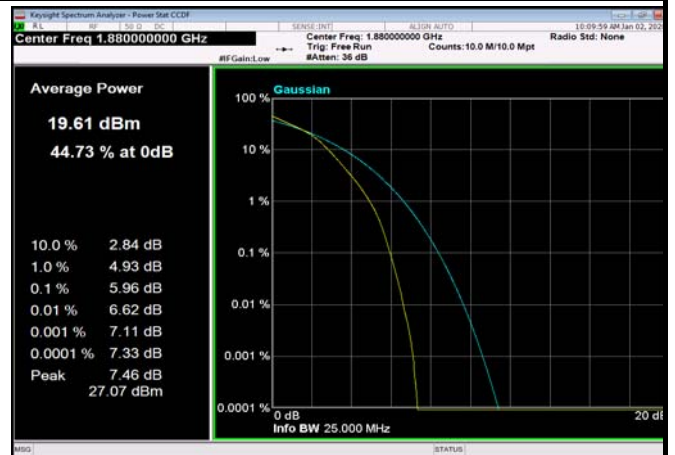
FDD02_LowRange_20MHz_1860_fullRB
_Q16



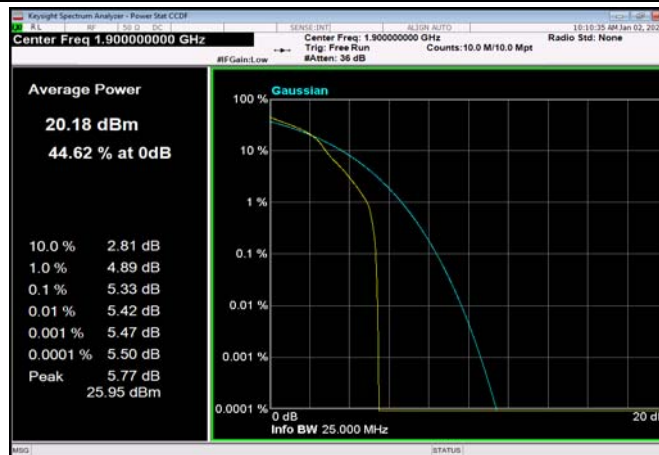
FDD02_MidRange_20MHz_1880_OneRB
_high_Q16



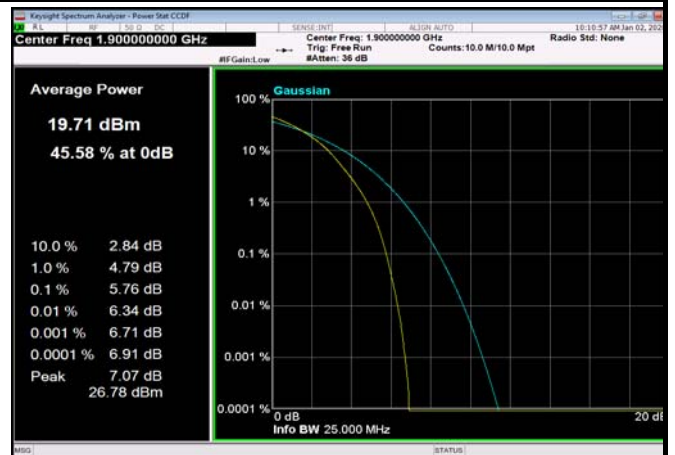
FDD02_MidRange_20MHz_1880_fullRB
_Q16



FDD02_HighRange_20MHz_1900_OneRB
_high_Q16

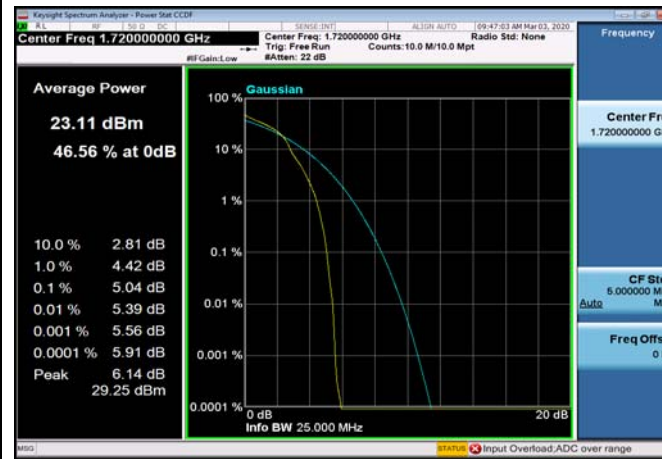


FDD02_HighRange_20MHz_1900_fullRB
_Q16

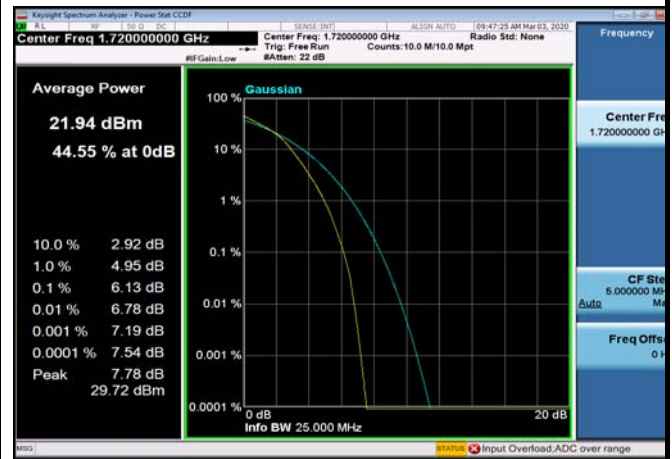




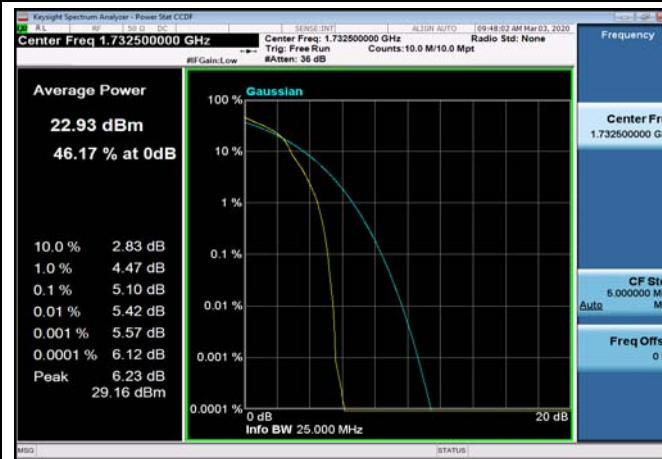
FDD04_LowRange_20MHz_1720_OneRB
_high_Q16



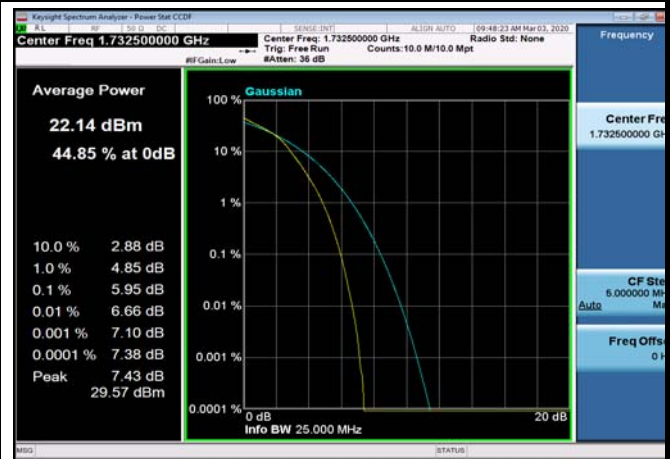
FDD04_LowRange_20MHz_1720_fullRB
_Q16



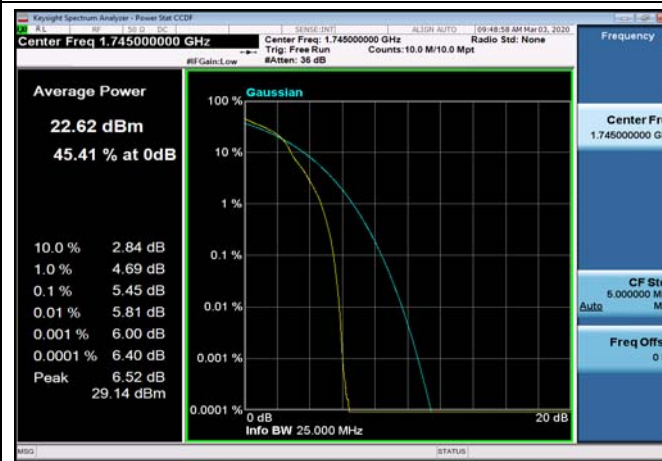
FDD04_MidRange_20MHz_1732.5_OneRB
_high_Q16



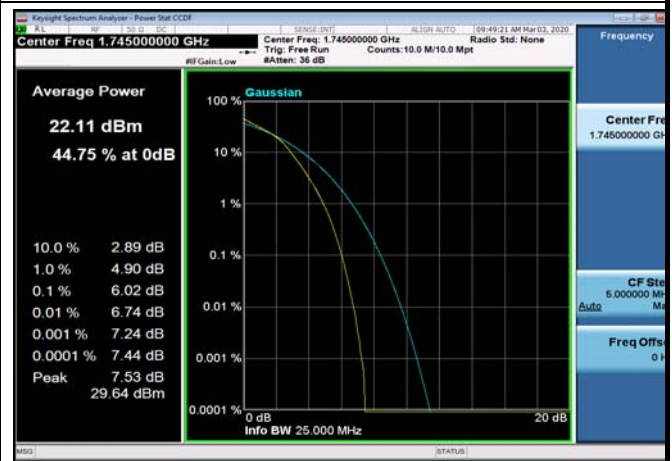
FDD04_MidRange_20MHz_1732.5_fullRB
_Q16



FDD04_HighRange_20MHz_1745_OneRB
_high_Q16

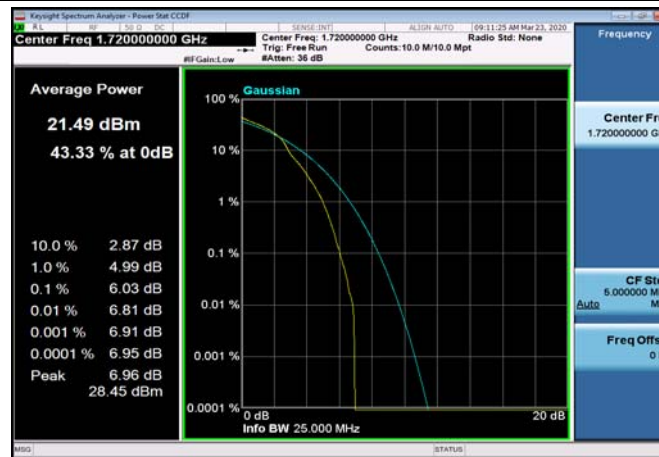


FDD04_HighRange_20MHz_1745_fullRB
_Q16

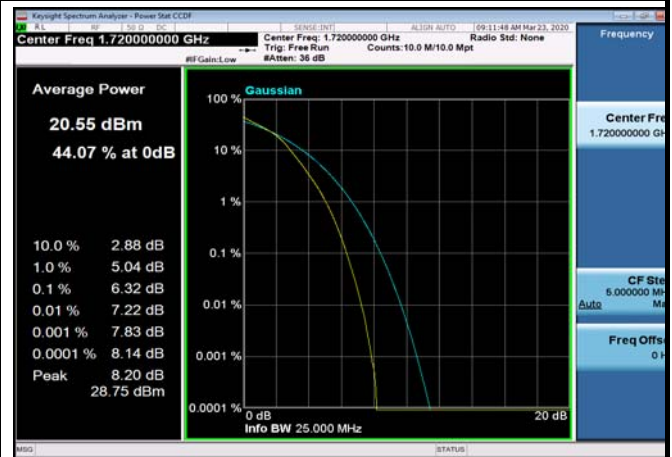




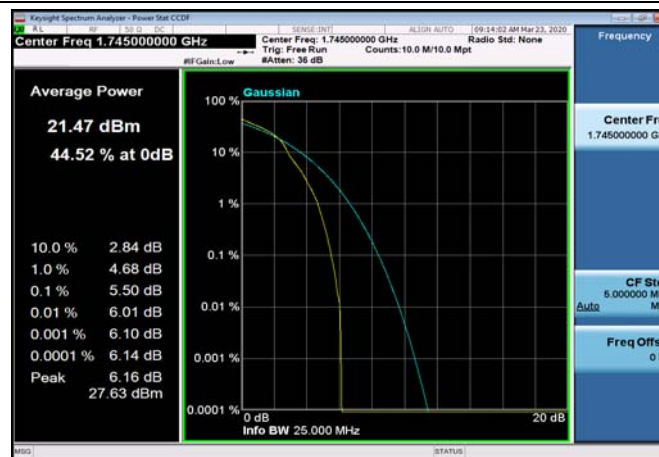
FDD66_LowRange_20MHz_1720_OneRB_high_Q16



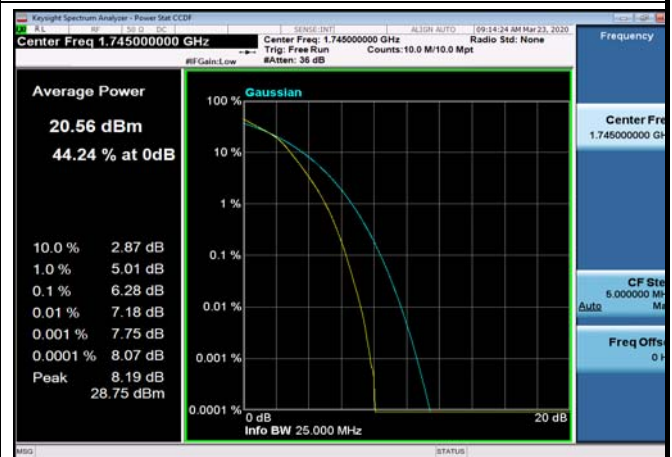
FDD66_LowRange_20MHz_1720_fullRB_high_Q16



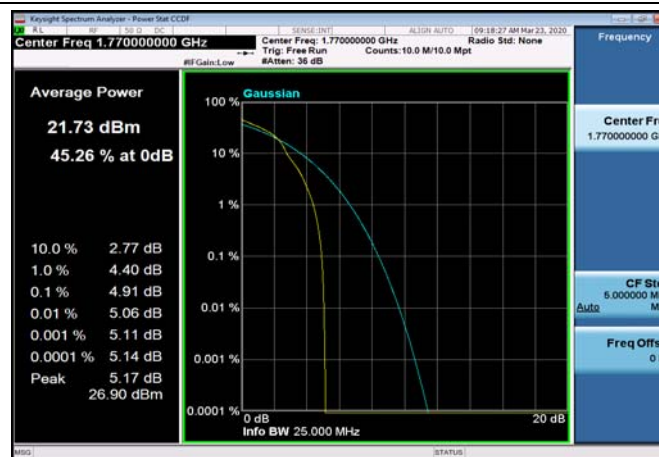
FDD66_MidRange_20MHz_1745_OneRB_high_Q16



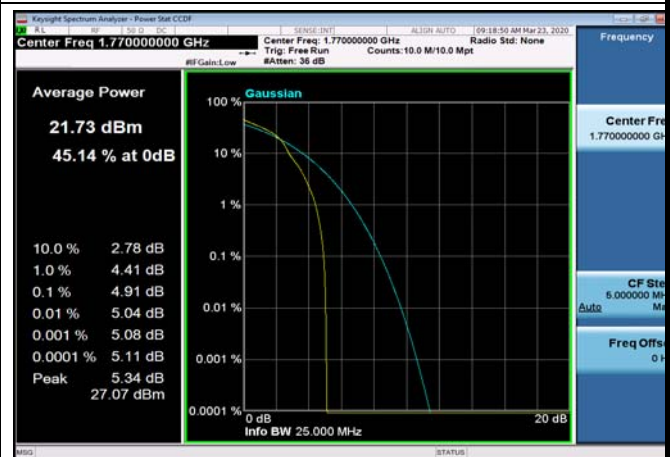
FDD66_MidRange_20MHz_1745_fullRB_high_Q16



FDD66_HighRange_20MHz_1770_OneRB_high_Q16



FDD66_HighRange_20MHz_1770_fullRB_high_Q16



**99% Occupied Bandwidth****Test Result and Data**

Occupied Bandwidth NormalTC_NormalVol					
Band	Range	BandWidth	Frequency (MHz)	Modulation	Occupied Bandwidth(99%) (MHz)
FDD02	MidRange	1.4	1880	QPSK	1.09
FDD02	MidRange	1.4	1880	Q16	1.087
FDD02	MidRange	3	1880	QPSK	2.679
FDD02	MidRange	3	1880	Q16	2.677
FDD02	MidRange	5	1880	QPSK	4.492
FDD02	MidRange	5	1880	Q16	4.49
FDD02	MidRange	10	1880	QPSK	8.913
FDD02	MidRange	10	1880	Q16	8.908
FDD02	MidRange	15	1880	QPSK	13.425
FDD02	MidRange	15	1880	Q16	13.428
FDD02	MidRange	20	1880	QPSK	17.857
FDD02	MidRange	20	1880	Q16	17.853
FDD04	MidRange	1.4	1732.5	QPSK	1.086
FDD04	MidRange	1.4	1732.5	Q16	1.085
FDD04	MidRange	3	1732.5	QPSK	2.677
FDD04	MidRange	3	1732.5	Q16	2.678
FDD04	MidRange	5	1732.5	QPSK	4.49
FDD04	MidRange	5	1732.5	Q16	4.49
FDD04	MidRange	10	1732.5	QPSK	8.908
FDD04	MidRange	10	1732.5	Q16	8.904
FDD04	MidRange	15	1732.5	QPSK	13.394
FDD04	MidRange	15	1732.5	Q16	13.395
FDD04	MidRange	20	1732.5	QPSK	17.793
FDD04	MidRange	20	1732.5	Q16	17.792
FDD05	MidRange	1.4	836.5	QPSK	1.086
FDD05	MidRange	1.4	836.5	Q16	1.084

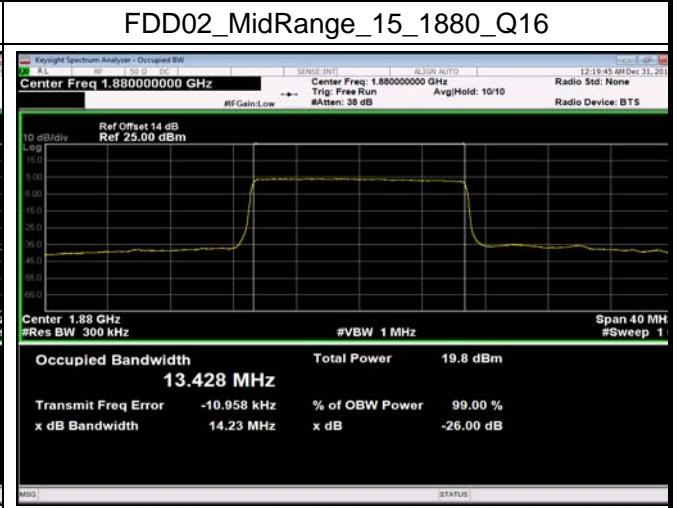
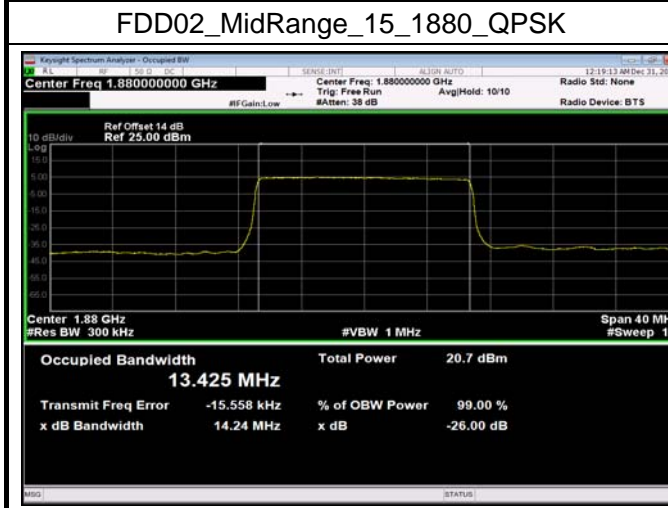
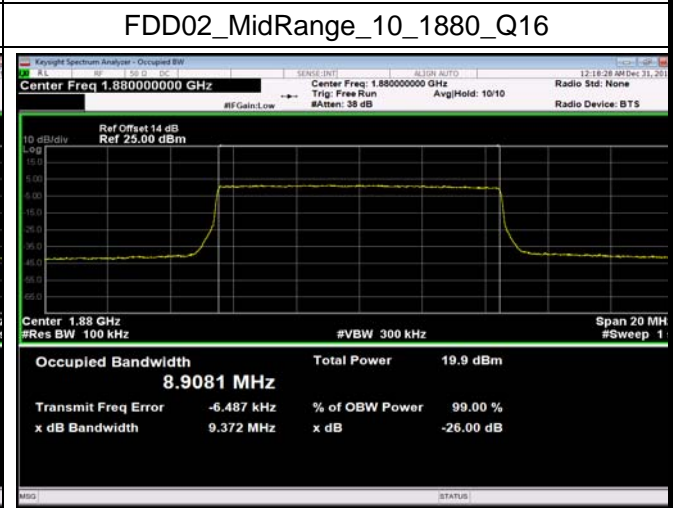
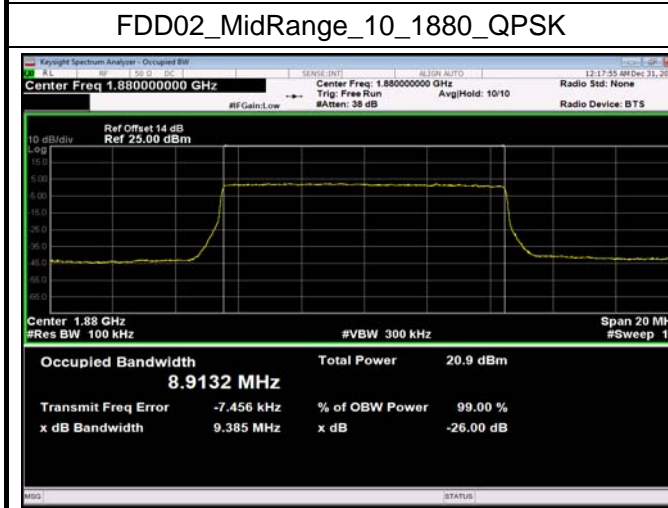
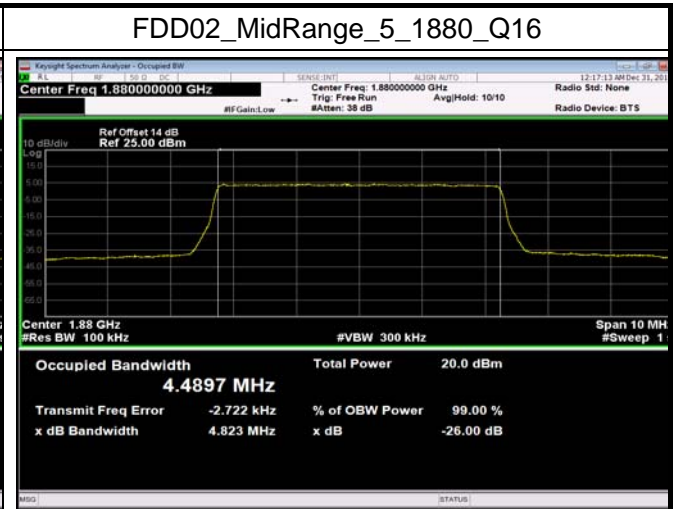
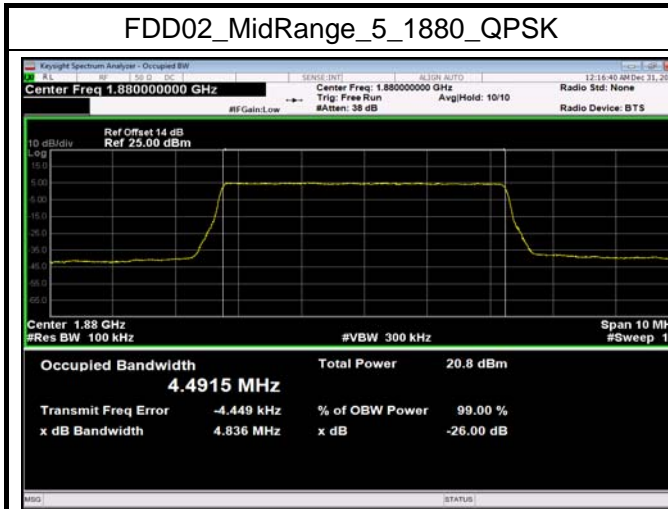


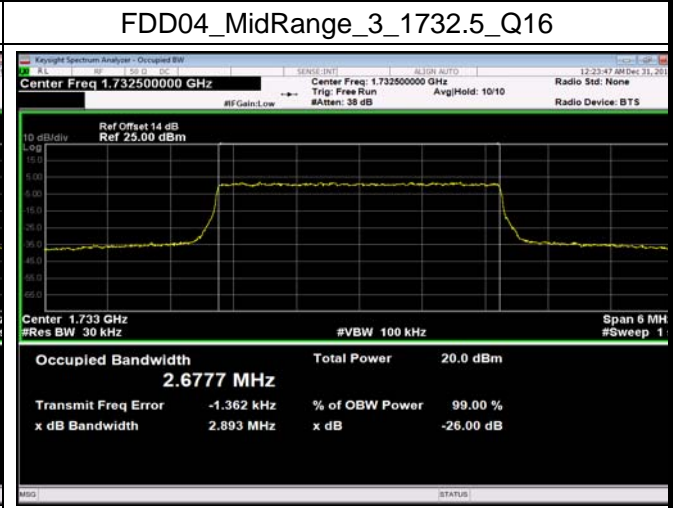
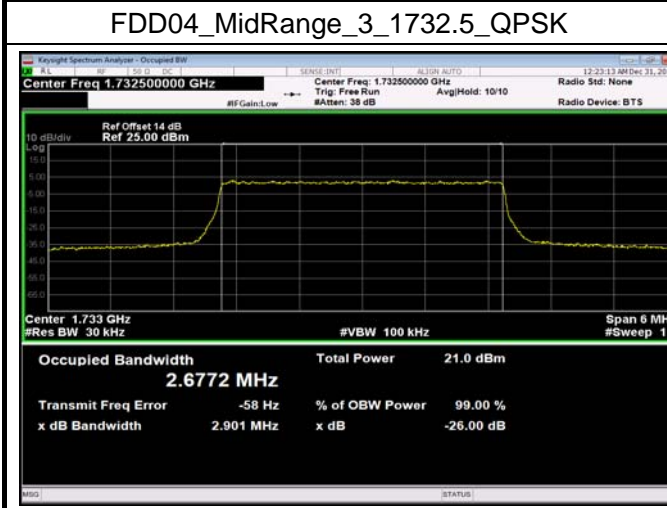
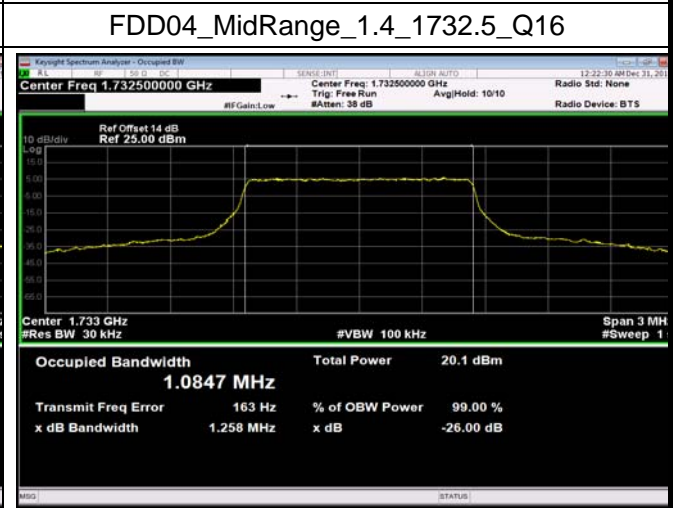
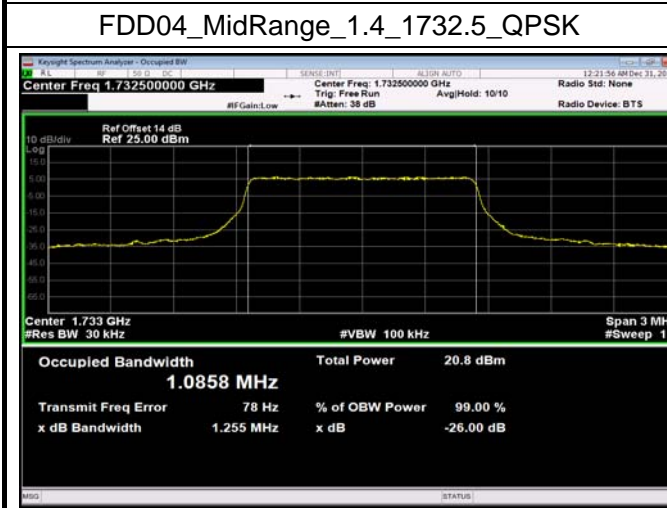
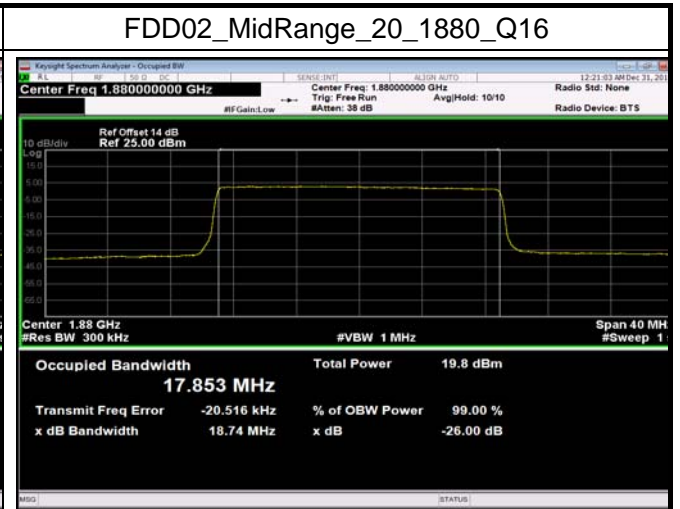
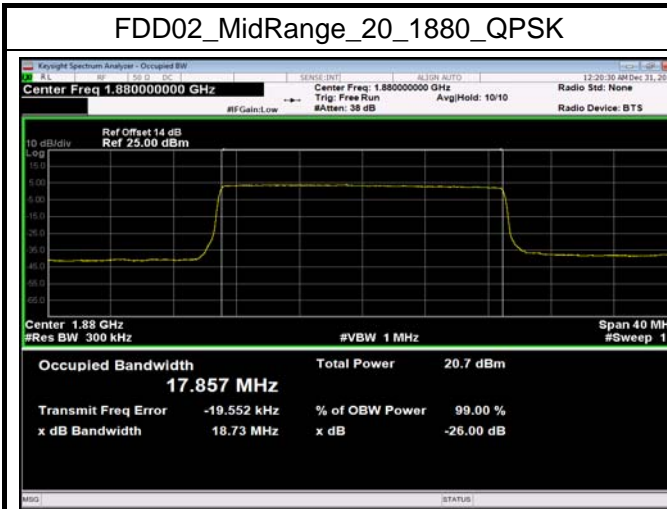
FDD05	MidRange	3	836.5	QPSK	2.677
FDD05	MidRange	3	836.5	Q16	2.678
FDD05	MidRange	5	836.5	QPSK	4.486
FDD05	MidRange	5	836.5	Q16	4.485
FDD05	MidRange	10	836.5	QPSK	8.897
FDD05	MidRange	10	836.5	Q16	8.892
FDD66	MidRange	1.4	1745	QPSK	1.091
FDD66	MidRange	1.4	1745	Q16	1.087
FDD66	MidRange	3	1745	QPSK	2.685
FDD66	MidRange	3	1745	Q16	2.681
FDD66	MidRange	5	1745	QPSK	4.491
FDD66	MidRange	5	1745	Q16	4.49
FDD66	MidRange	10	1745	QPSK	8.916
FDD66	MidRange	10	1745	Q16	8.91
FDD66	MidRange	15	1745	QPSK	13.427
FDD66	MidRange	15	1745	Q16	13.428
FDD66	MidRange	20	1745	QPSK	17.857
FDD66	MidRange	20	1745	Q16	17.854
FDD12	MidRange	1.4	707.5	QPSK	1.090
FDD12	MidRange	1.4	707.5	Q16	1.086
FDD12	MidRange	3	707.5	QPSK	2.679
FDD12	MidRange	3	707.5	Q16	2.677
FDD12	MidRange	5	707.5	QPSK	4.488
FDD12	MidRange	5	707.5	Q16	4.487
FDD12	MidRange	10	707.5	QPSK	8.899
FDD12	MidRange	10	707.5	Q16	8.893
FDD13	MidRange	5	782	QPSK	4.48
FDD13	MidRange	5	782	Q16	4.484
FDD13	MidRange	10	782	QPSK	8.9
FDD13	MidRange	10	782	Q16	8.892
FDD14	MidRange	5	793	QPSK	4.482
FDD14	MidRange	5	793	Q16	4.486

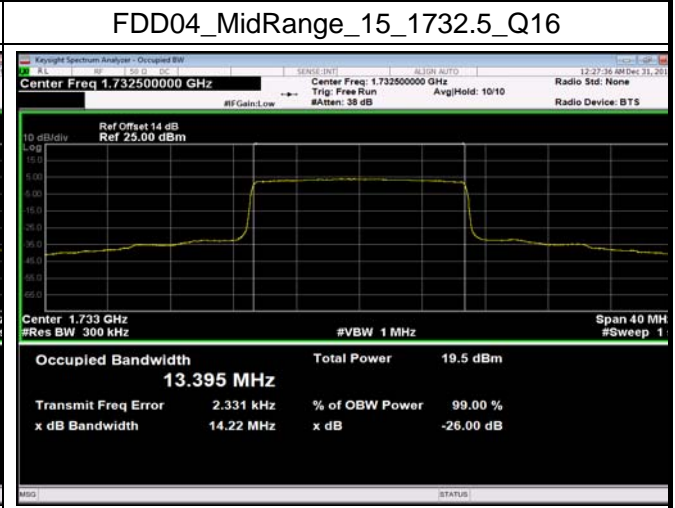
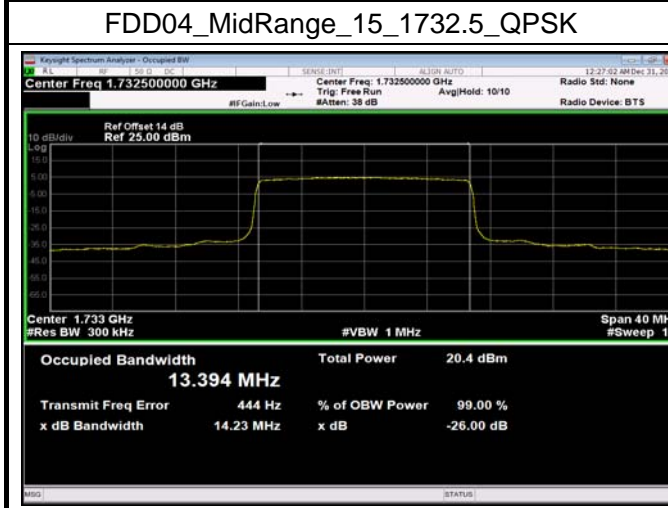
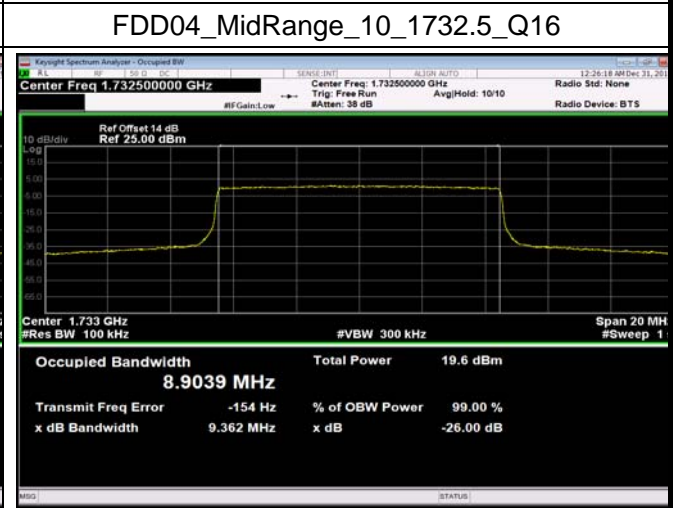
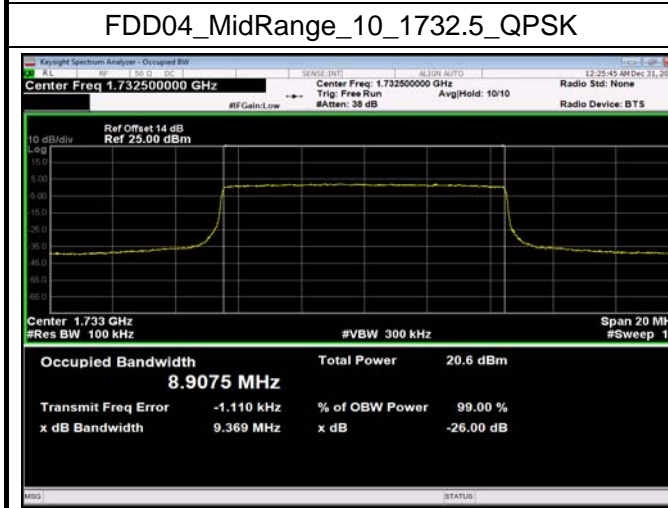
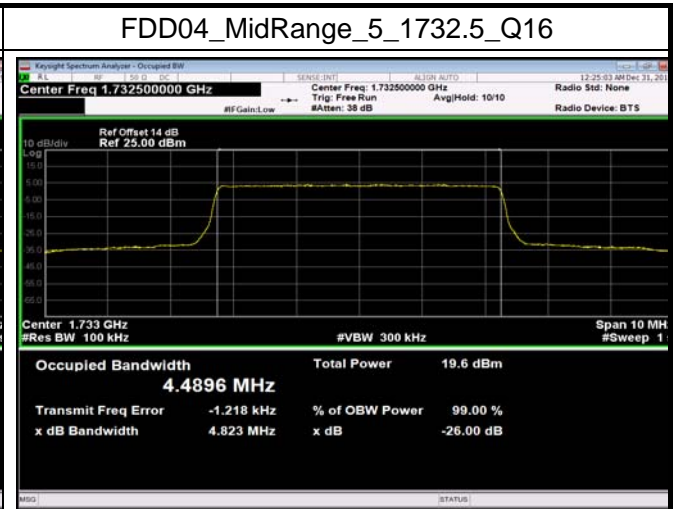
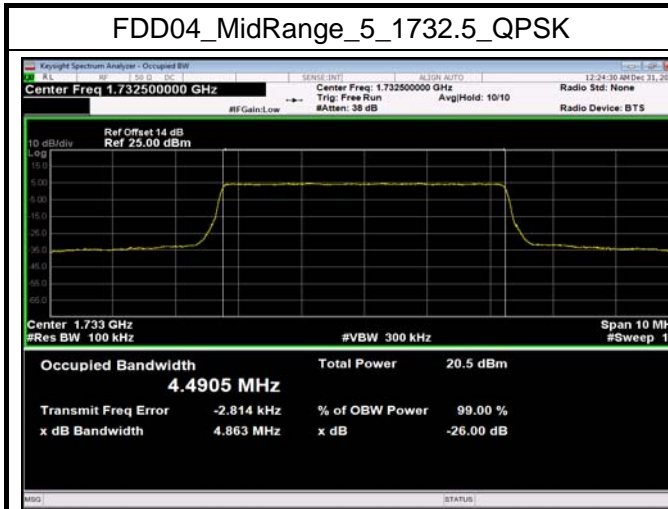


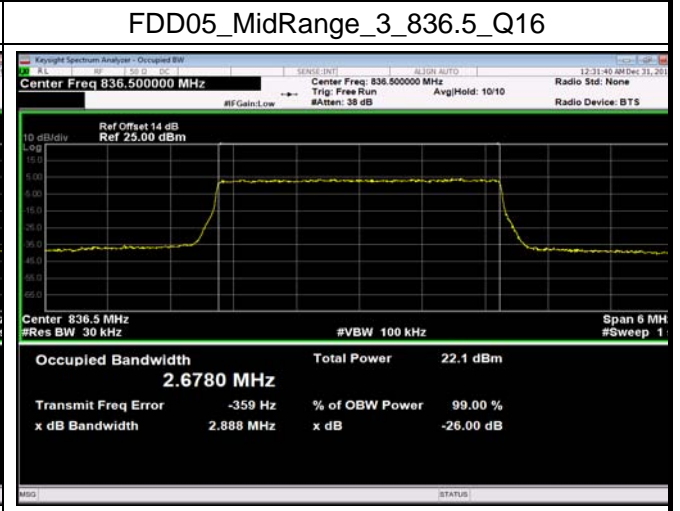
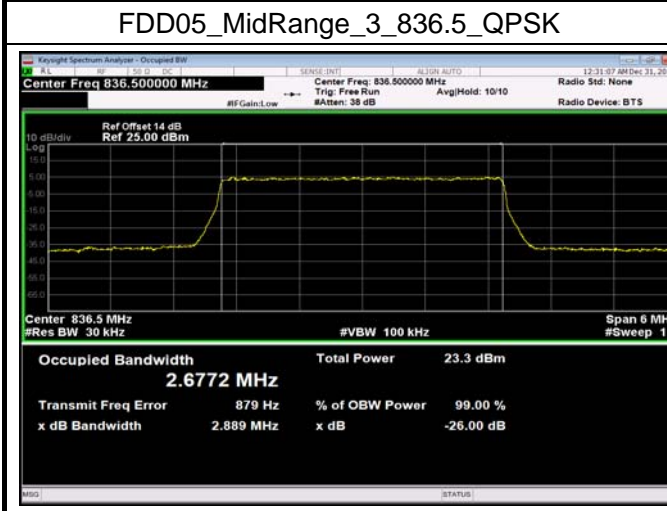
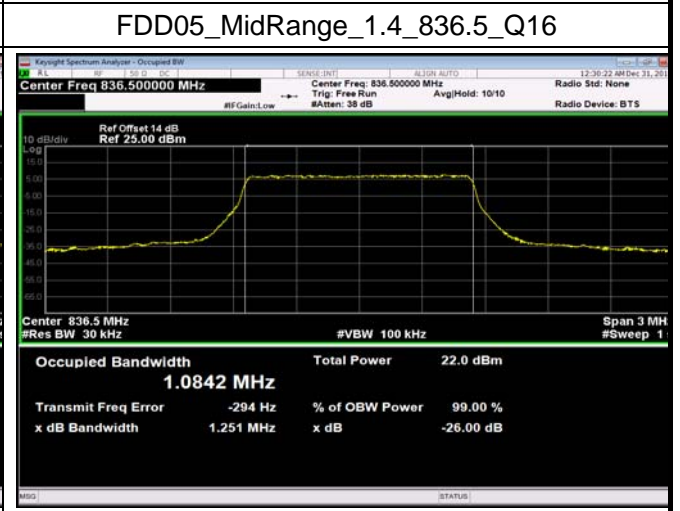
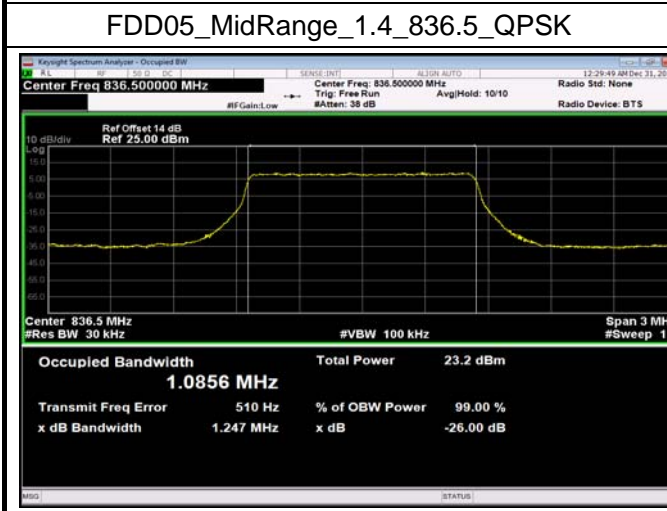
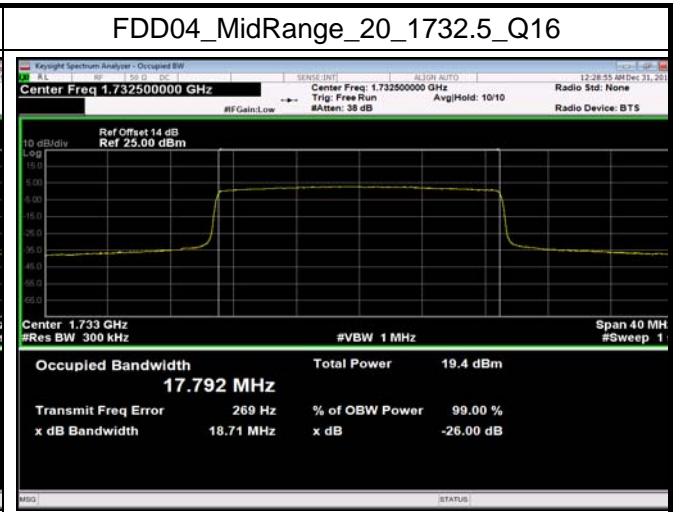
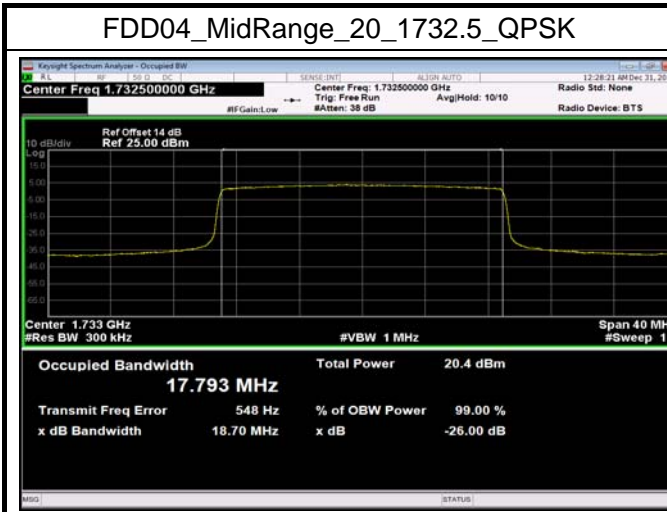
FDD14	MidRange	10	793	QPSK	8.911
FDD14	MidRange	10	793	Q16	8.905

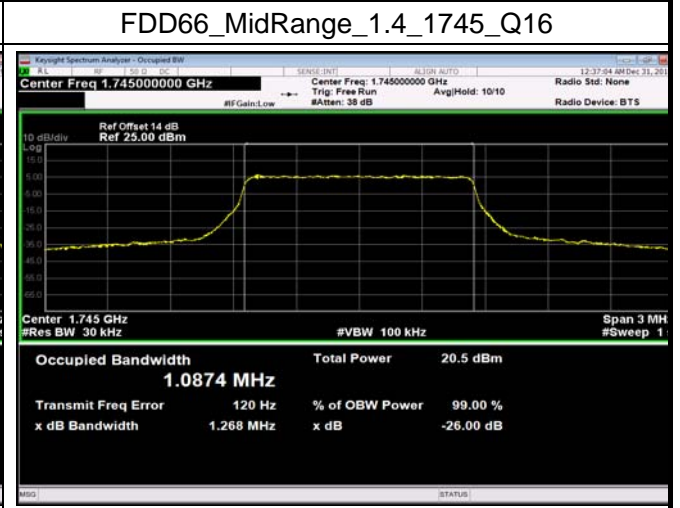
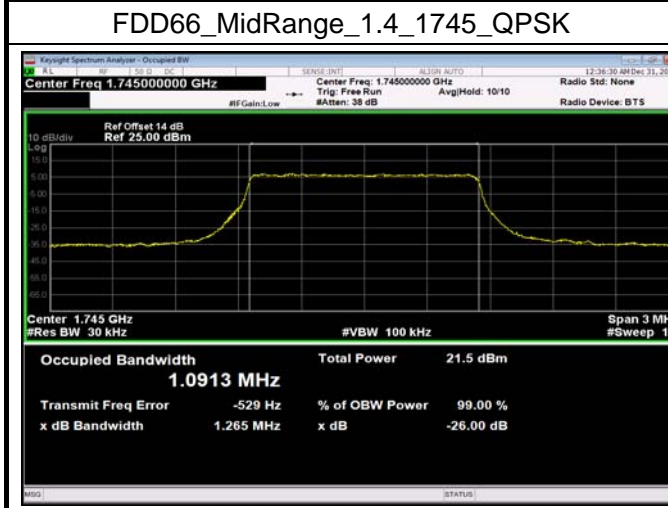
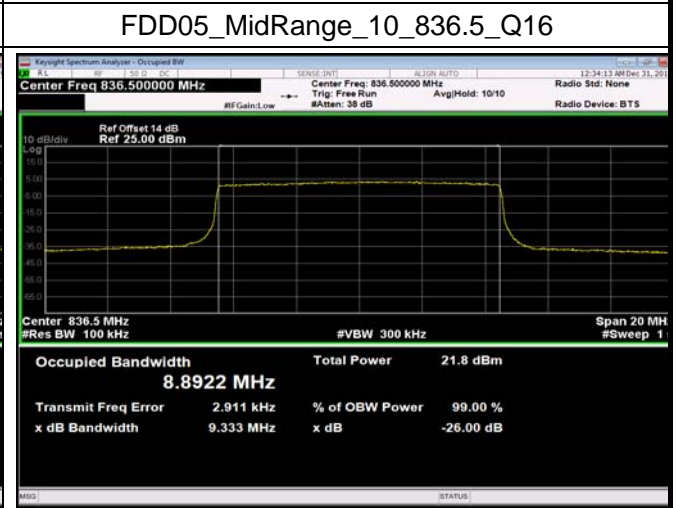
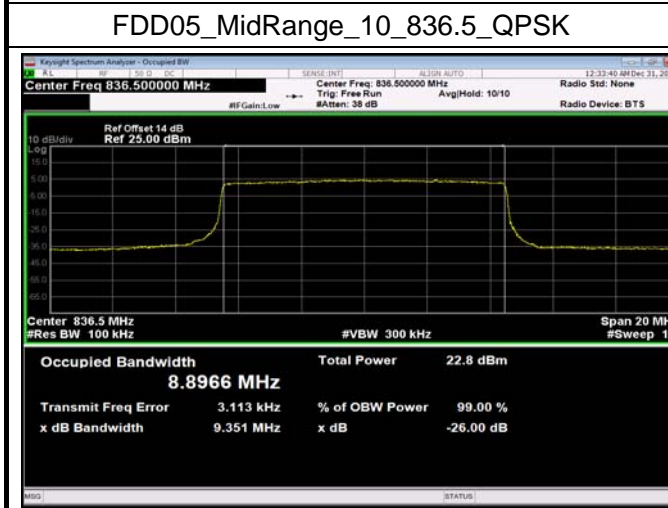
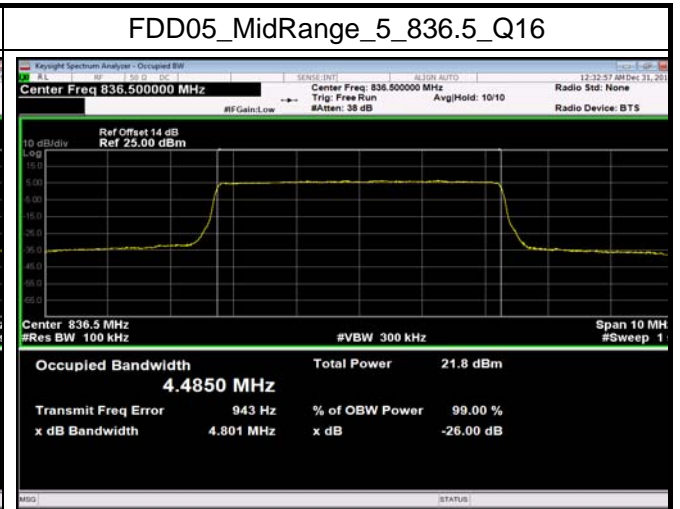
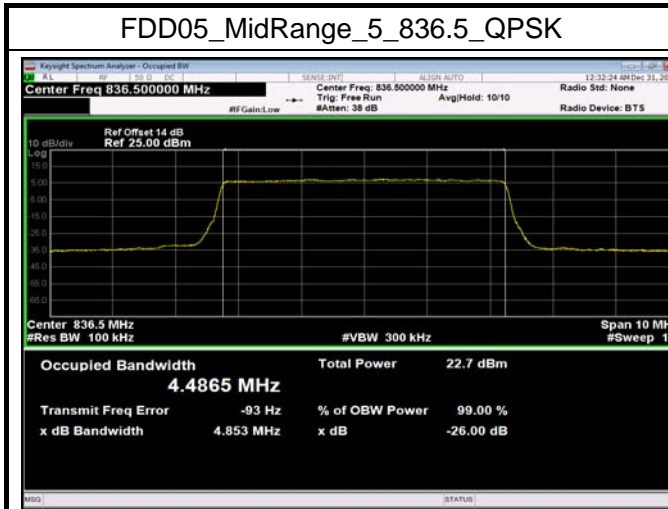


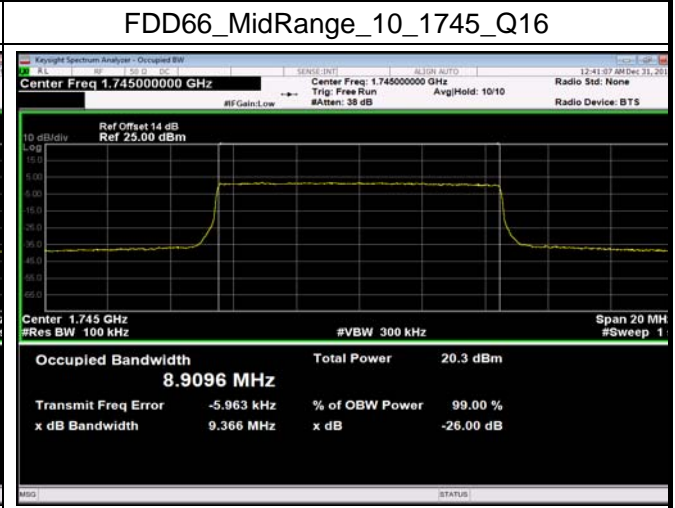
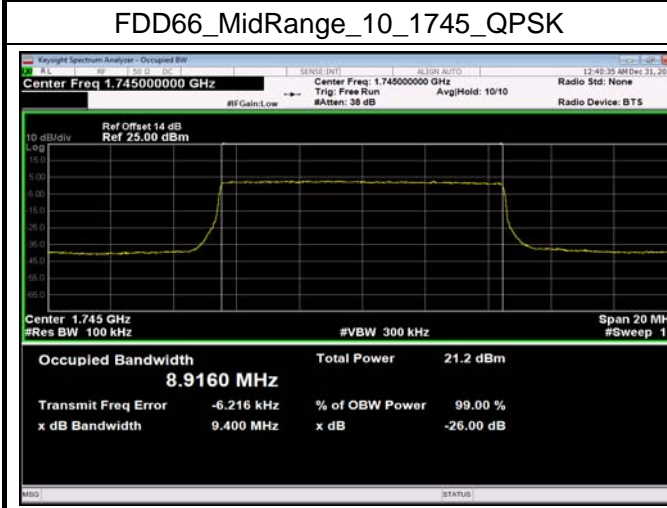
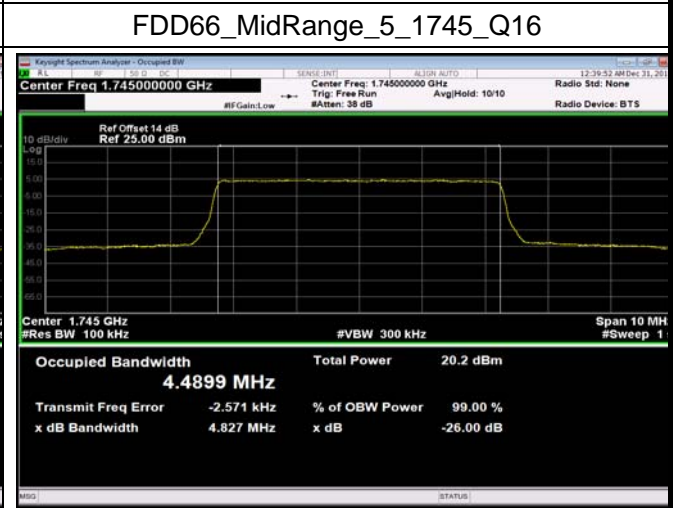
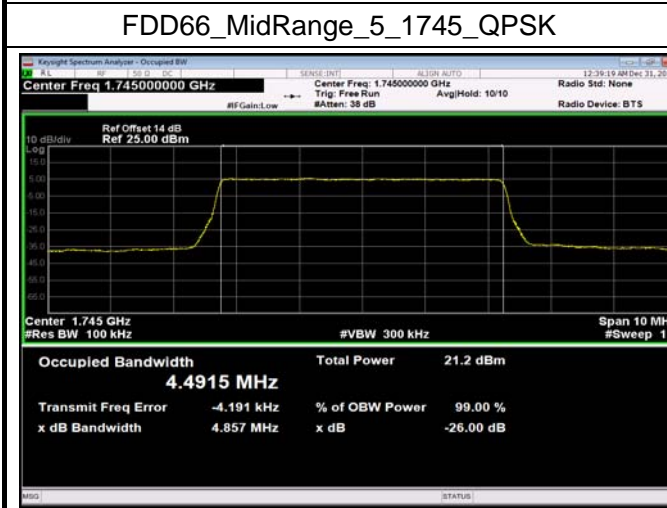
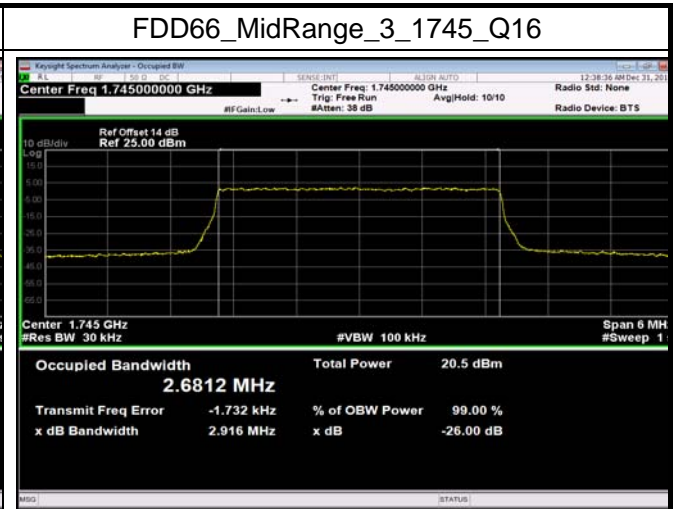
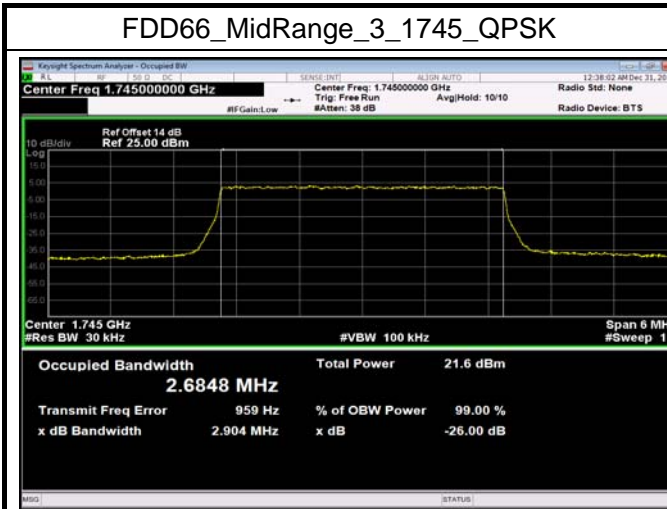


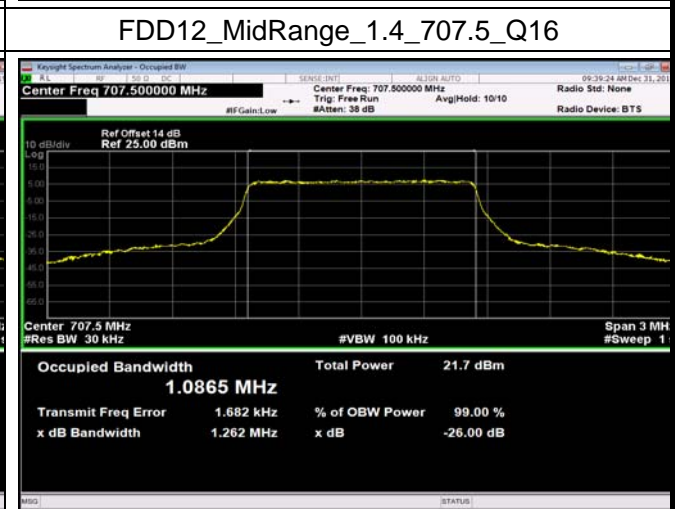
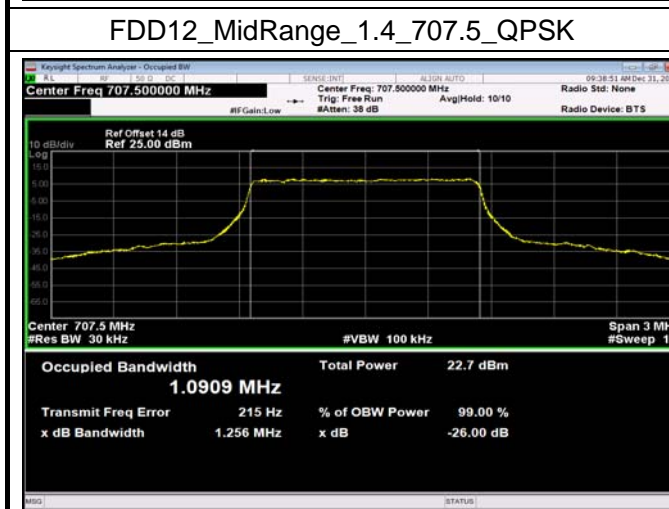
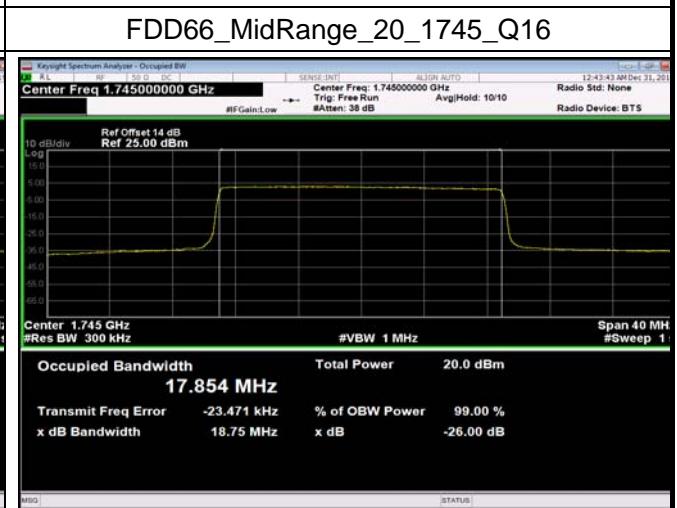
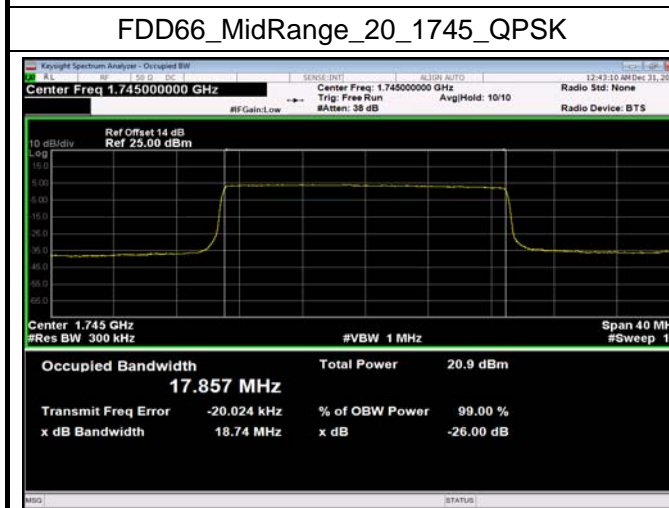
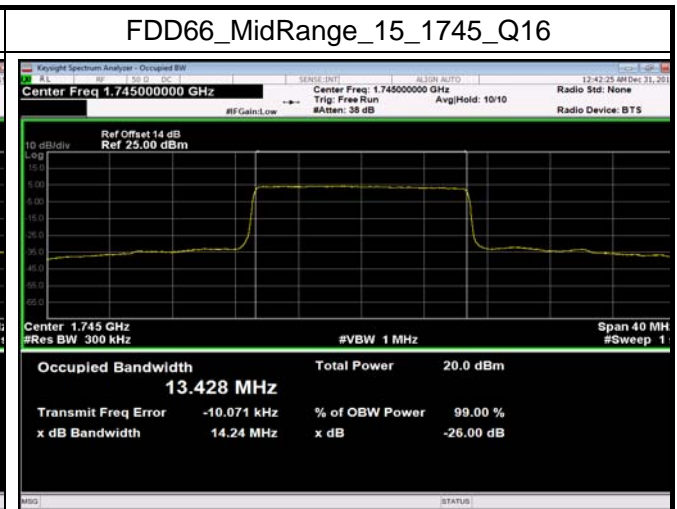
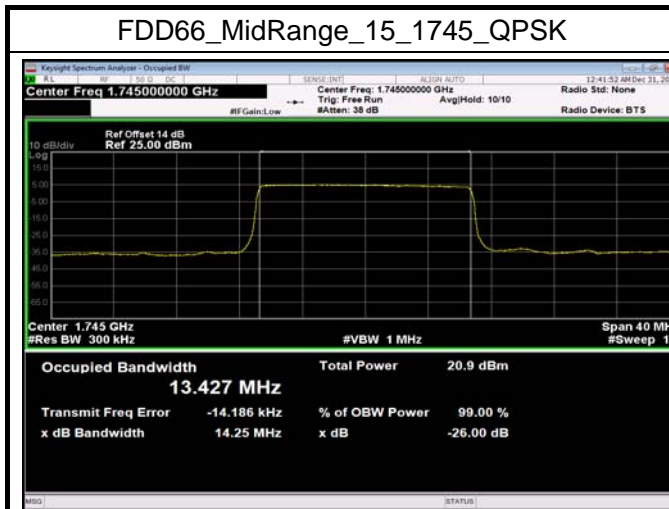


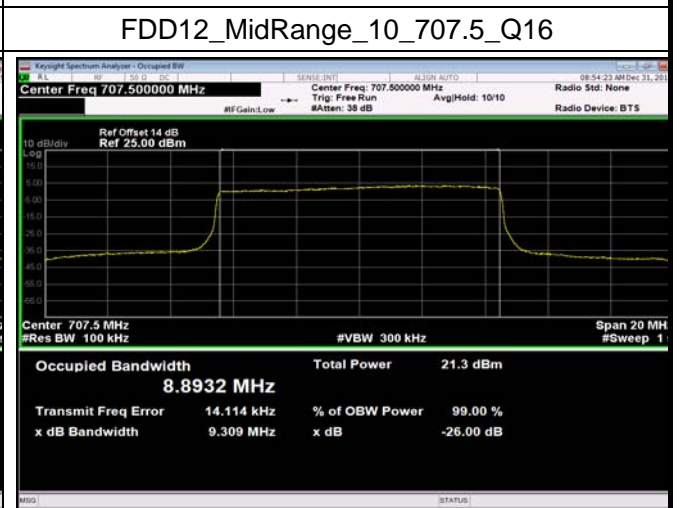
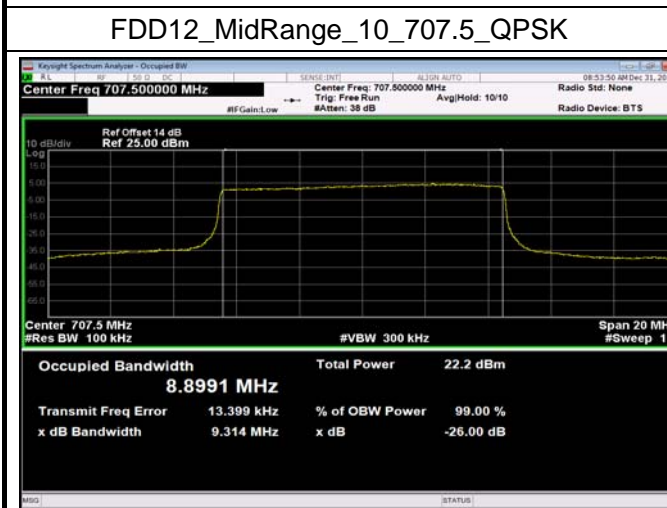
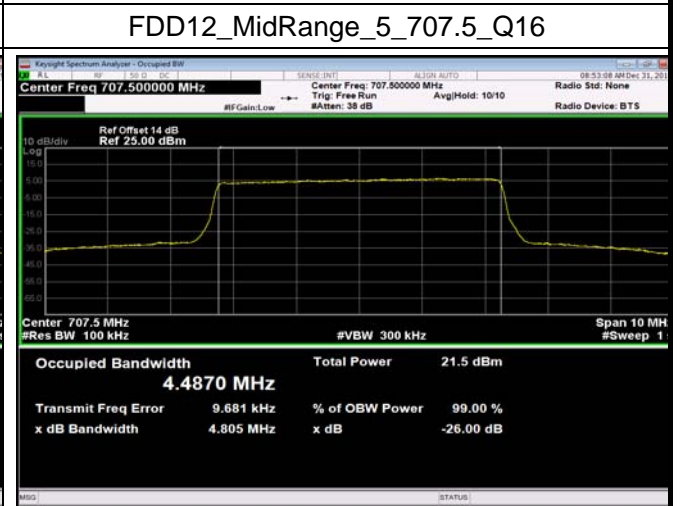
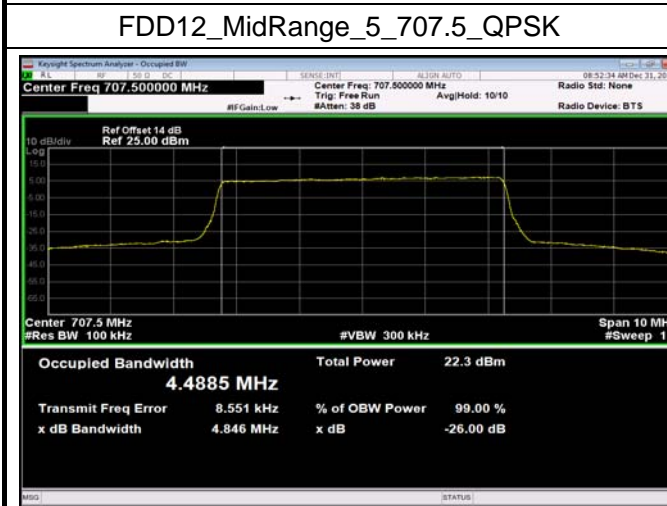
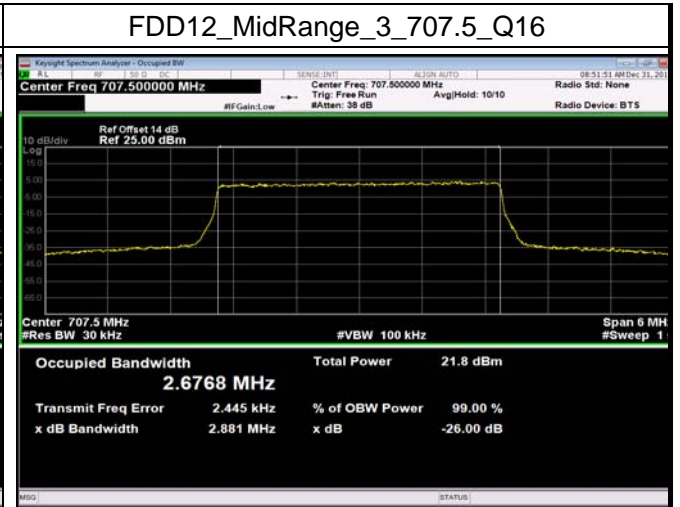
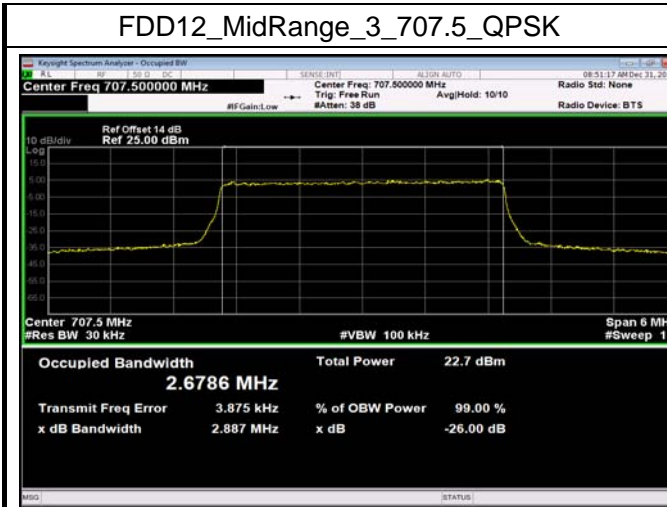


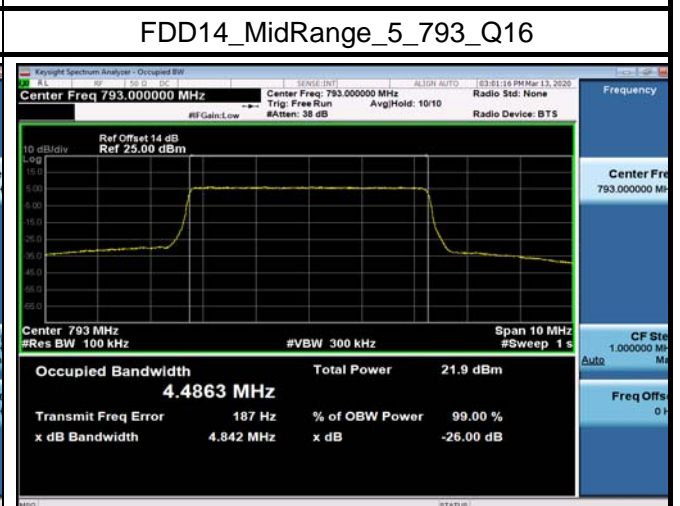
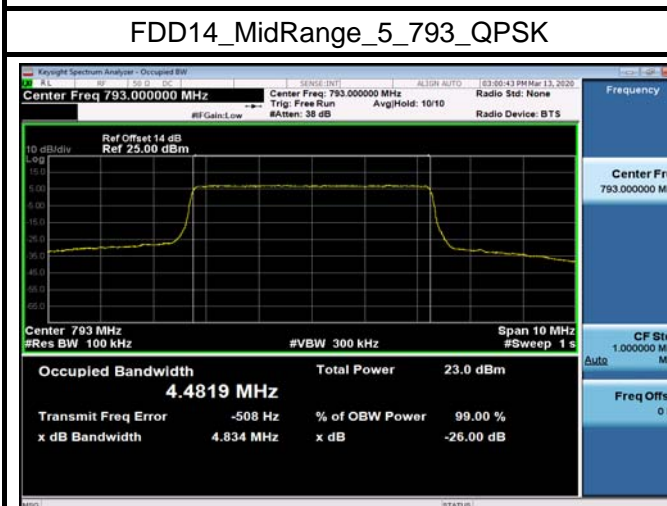
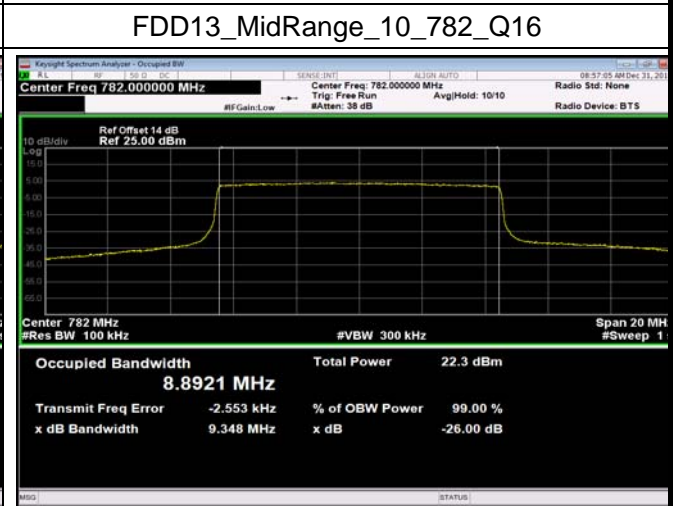
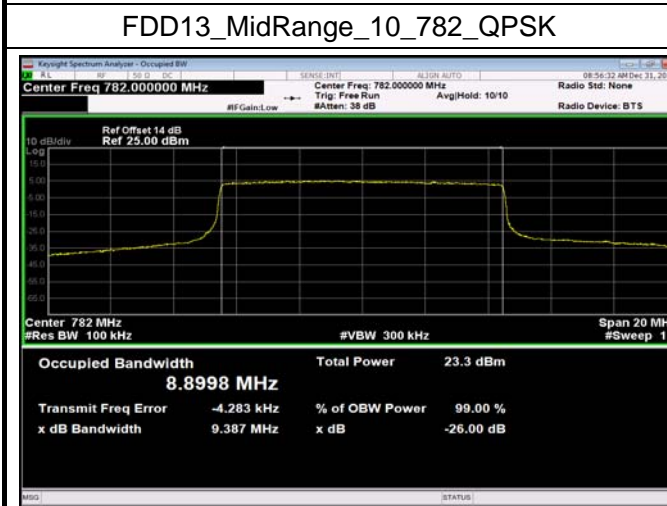
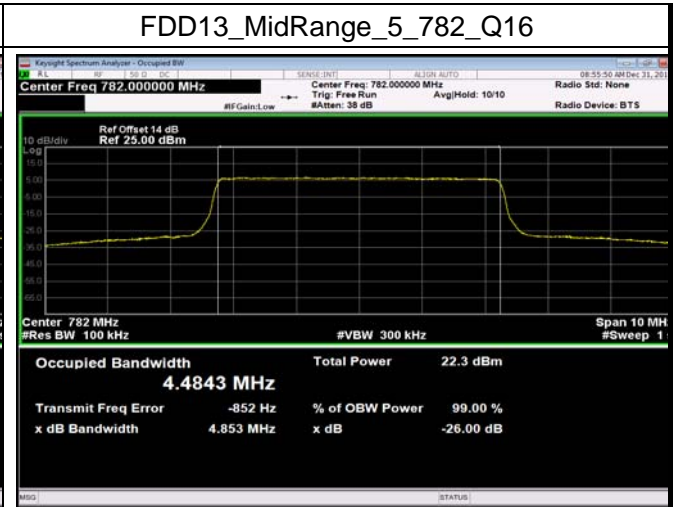
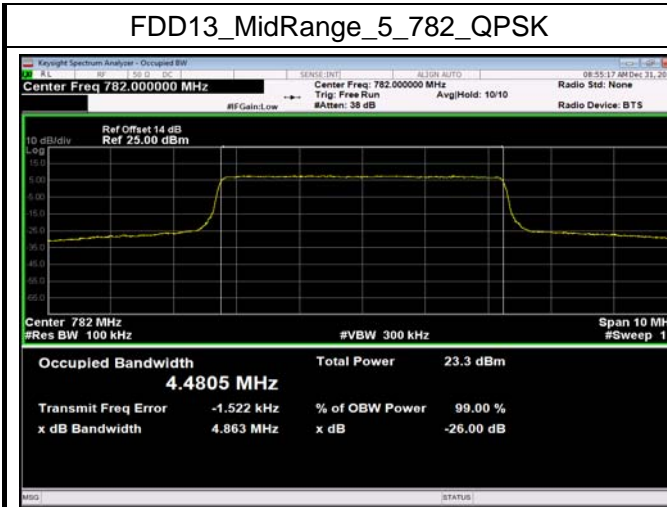


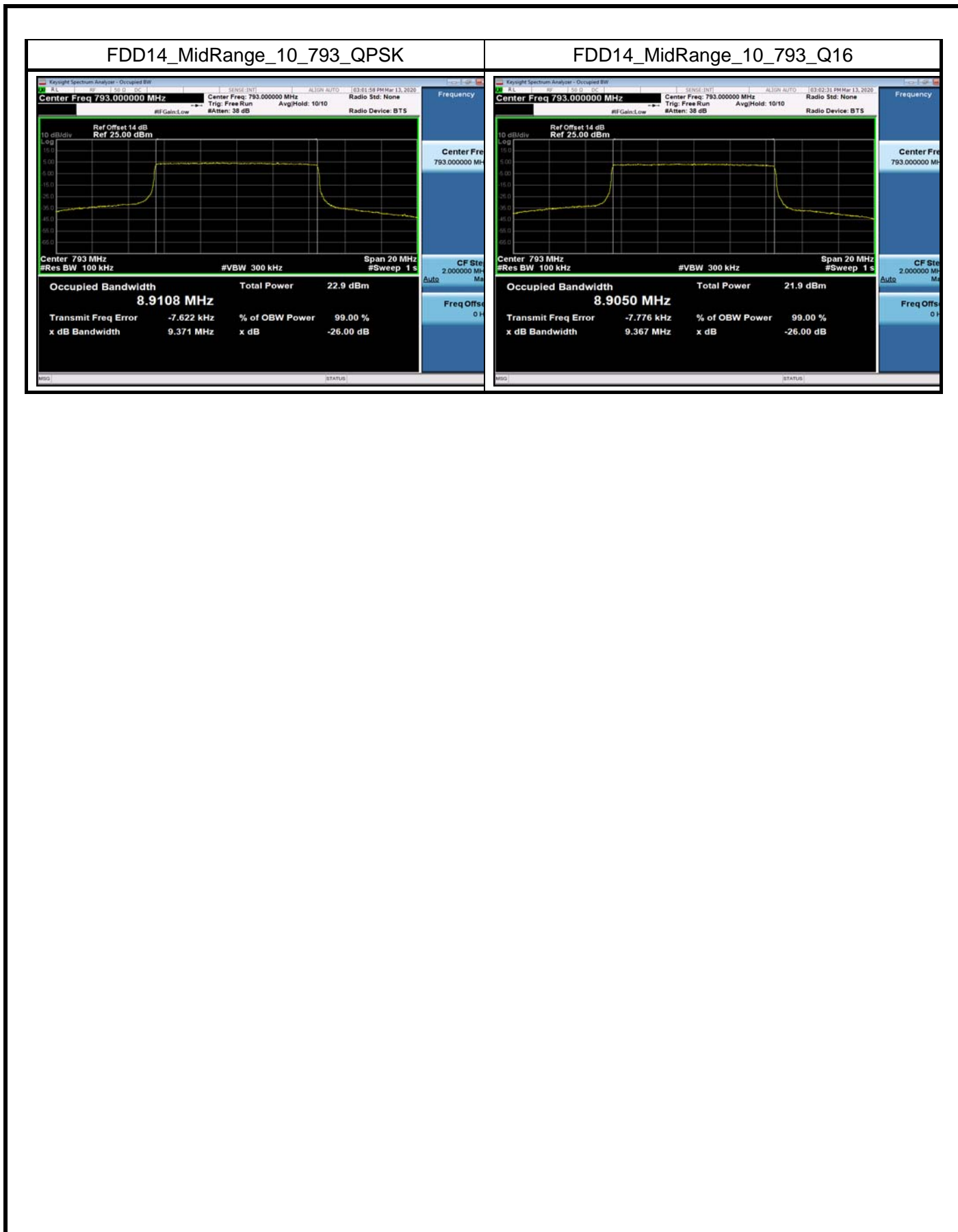














**26dB Bandwidth
Test Result and Data**

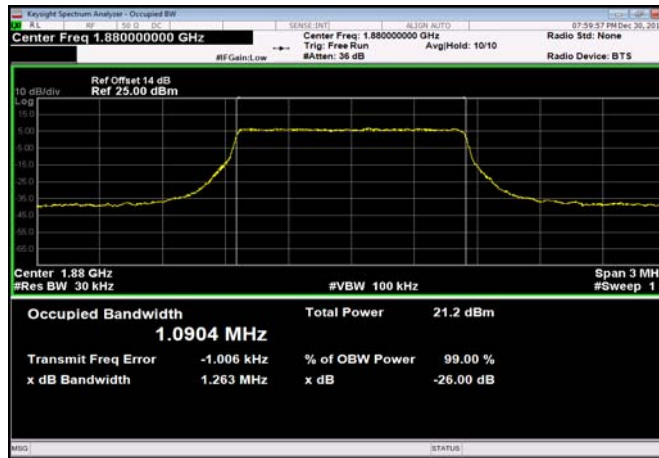
Emission Bandwidth NormalTC_NormalVol					
Band	Range	BandWidth	Frequency (MHz)	Modulation	EmissionBandwidth (MHz)
FDD02	MidRange	1.4	1880	QPSK	1.26
FDD02	MidRange	1.4	1880	Q16	1.27
FDD02	MidRange	3	1880	QPSK	2.97
FDD02	MidRange	3	1880	Q16	2.97
FDD02	MidRange	5	1880	QPSK	4.84
FDD02	MidRange	5	1880	Q16	4.82
FDD02	MidRange	10	1880	QPSK	9.41
FDD02	MidRange	10	1880	Q16	9.37
FDD02	MidRange	15	1880	QPSK	14.23
FDD02	MidRange	15	1880	Q16	14.23
FDD02	MidRange	20	1880	QPSK	18.74
FDD02	MidRange	20	1880	Q16	18.74
FDD04	MidRange	1.4	1732.5	QPSK	1.26
FDD04	MidRange	1.4	1732.5	Q16	1.27
FDD04	MidRange	3	1732.5	QPSK	2.97
FDD04	MidRange	3	1732.5	Q16	2.97
FDD04	MidRange	5	1732.5	QPSK	4.87
FDD04	MidRange	5	1732.5	Q16	4.83
FDD04	MidRange	10	1732.5	QPSK	9.4
FDD04	MidRange	10	1732.5	Q16	9.37
FDD04	MidRange	15	1732.5	QPSK	14.23
FDD04	MidRange	15	1732.5	Q16	14.22
FDD04	MidRange	20	1732.5	QPSK	18.7
FDD04	MidRange	20	1732.5	Q16	18.71
FDD05	MidRange	1.4	836.5	QPSK	1.24
FDD05	MidRange	1.4	836.5	Q16	1.26
FDD05	MidRange	3	836.5	QPSK	2.96
FDD05	MidRange	3	836.5	Q16	2.96



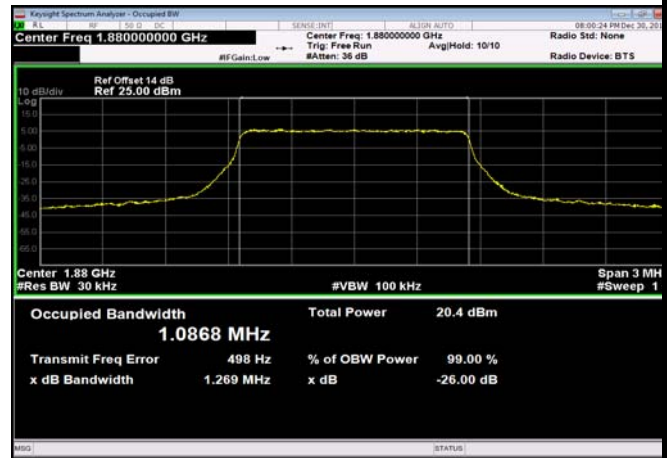
FDD05	MidRange	5	836.5	QPSK	4.82
FDD05	MidRange	5	836.5	Q16	4.81
FDD05	MidRange	10	836.5	QPSK	9.35
FDD05	MidRange	10	836.5	Q16	9.33
FDD66	MidRange	1.4	1745	QPSK	1.26
FDD66	MidRange	1.4	1745	Q16	1.27
FDD66	MidRange	3	1745	QPSK	2.97
FDD66	MidRange	3	1745	Q16	2.98
FDD66	MidRange	5	1745	QPSK	4.85
FDD66	MidRange	5	1745	Q16	4.83
FDD66	MidRange	10	1745	QPSK	9.41
FDD66	MidRange	10	1745	Q16	9.38
FDD66	MidRange	15	1745	QPSK	14.24
FDD66	MidRange	15	1745	Q16	14.23
FDD66	MidRange	20	1745	QPSK	18.74
FDD66	MidRange	20	1745	Q16	18.75
FDD12	MidRange	1.4	707.5	QPSK	1.26
FDD12	MidRange	1.4	707.5	Q16	1.27
FDD12	MidRange	3	707.5	QPSK	2.96
FDD12	MidRange	3	707.5	Q16	2.96
FDD12	MidRange	5	707.5	QPSK	4.84
FDD12	MidRange	5	707.5	Q16	4.81
FDD12	MidRange	10	707.5	QPSK	9.34
FDD12	MidRange	10	707.5	Q16	9.31
FDD13	MidRange	5	782	QPSK	4.84
FDD13	MidRange	5	782	Q16	4.85
FDD13	MidRange	10	782	QPSK	9.37
FDD13	MidRange	10	782	Q16	9.33
FDD14	MidRange	5	793	QPSK	4.85
FDD14	MidRange	5	793	Q16	4.85
FDD14	MidRange	10	793	QPSK	9.37
FDD14	MidRange	10	793	Q16	9.36



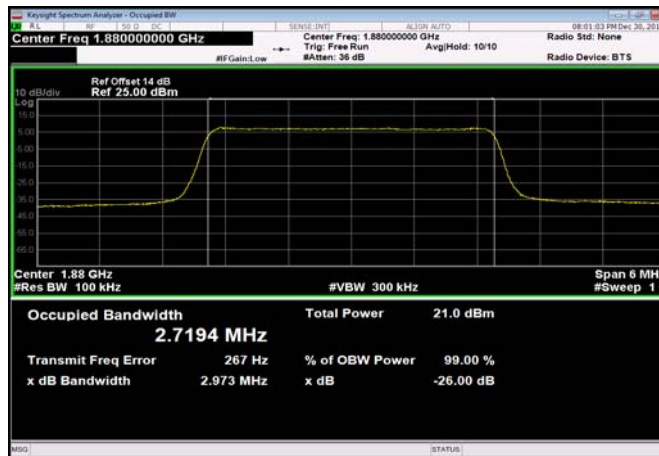
FDD02_MidRange_1.4MHz_1880MHz_QPSK



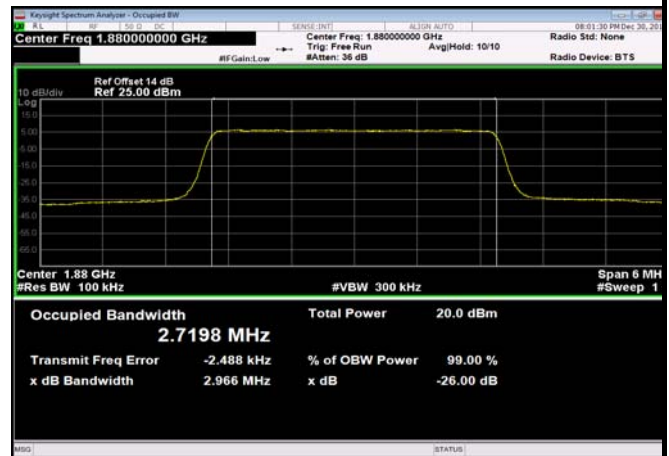
FDD02_MidRange_1.4MHz_1880MHz_Q16



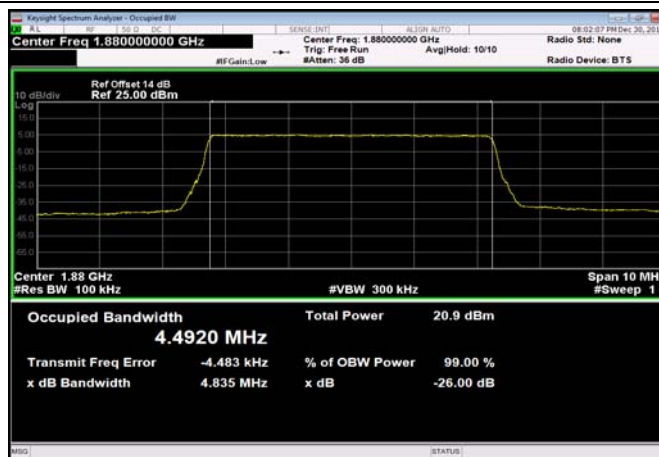
FDD02_MidRange_3MHz_1880MHz_QPSK



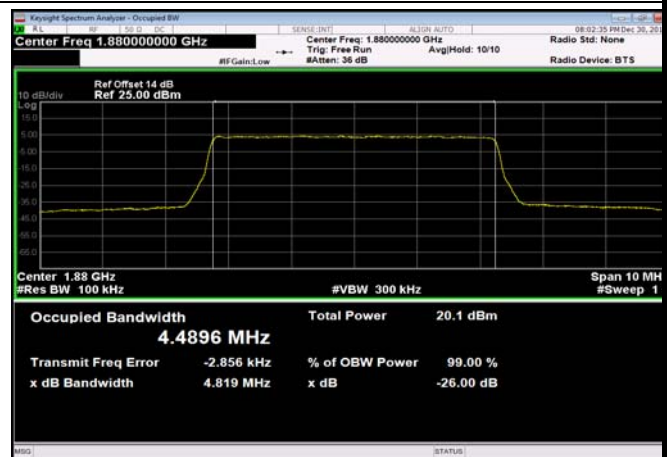
FDD02_MidRange_3MHz_1880MHz_Q16

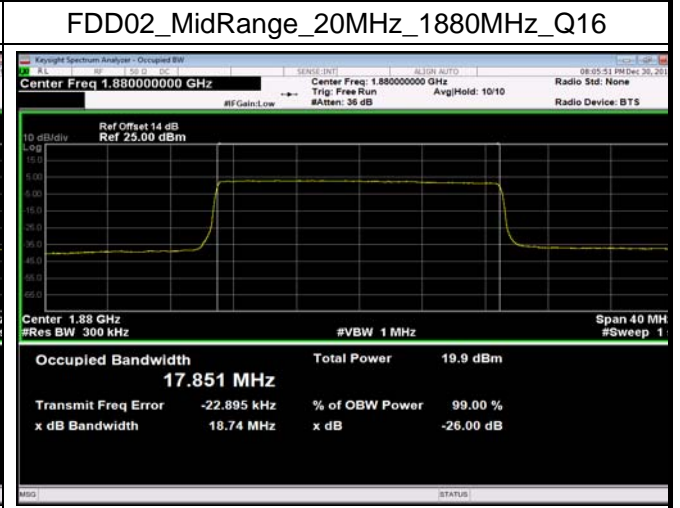
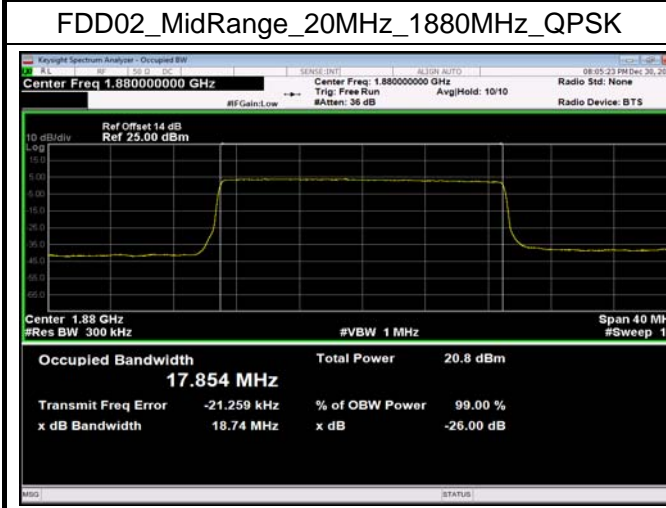
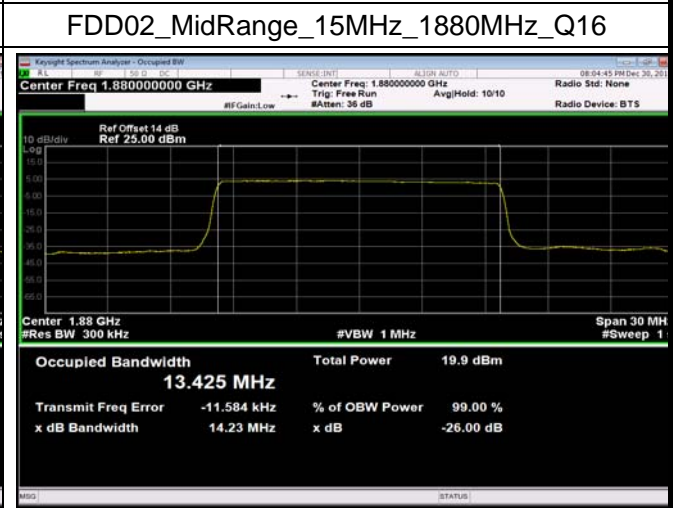
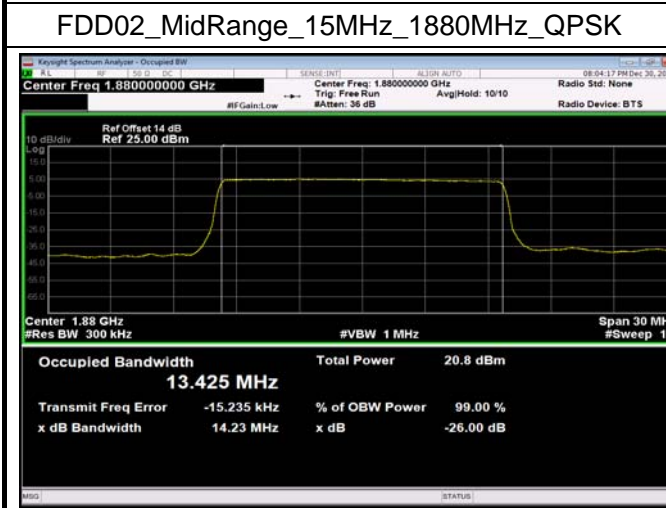
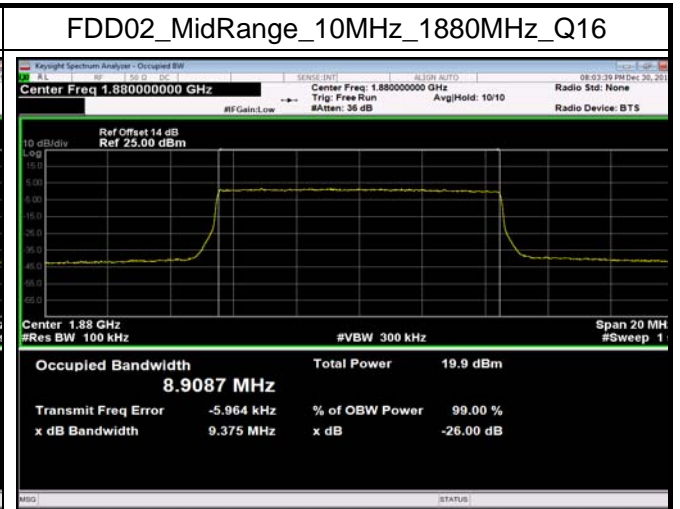
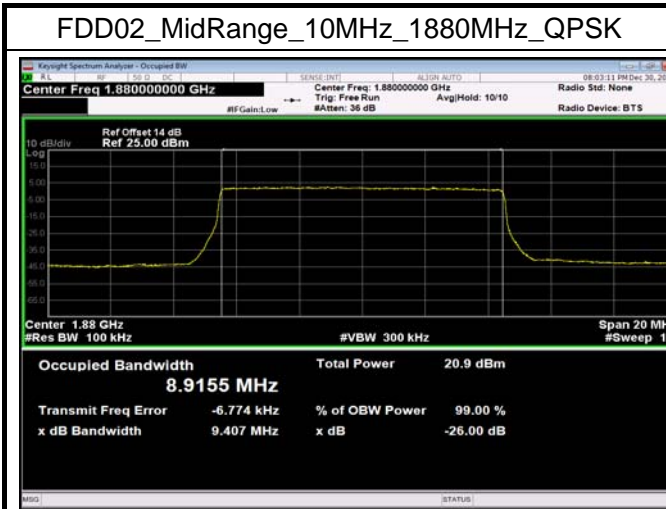


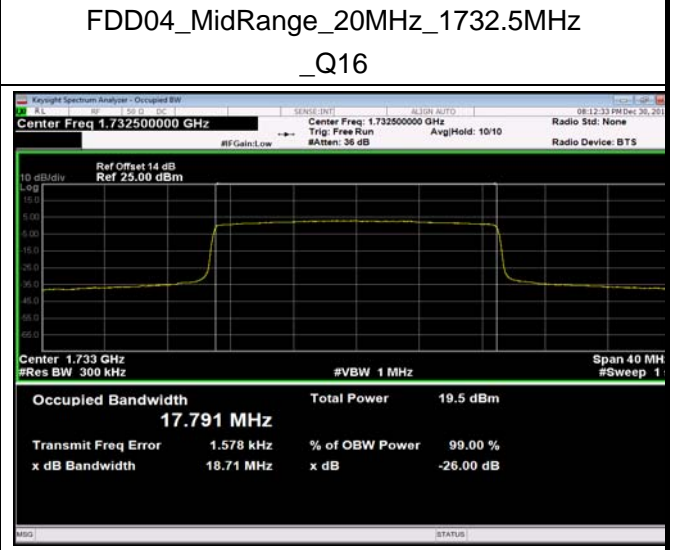
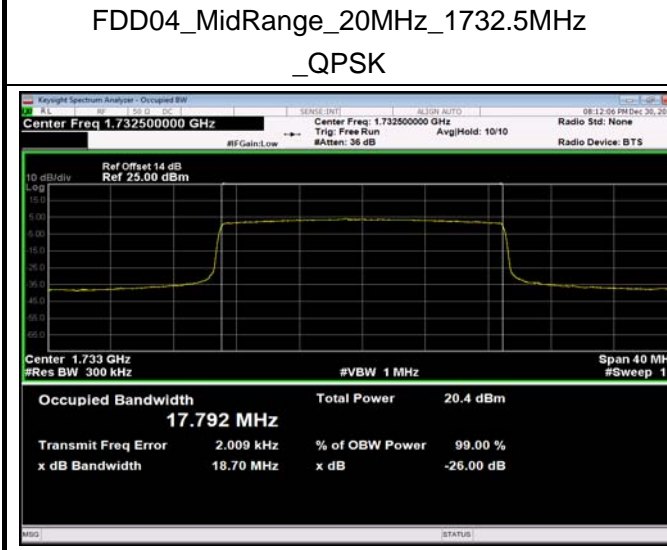
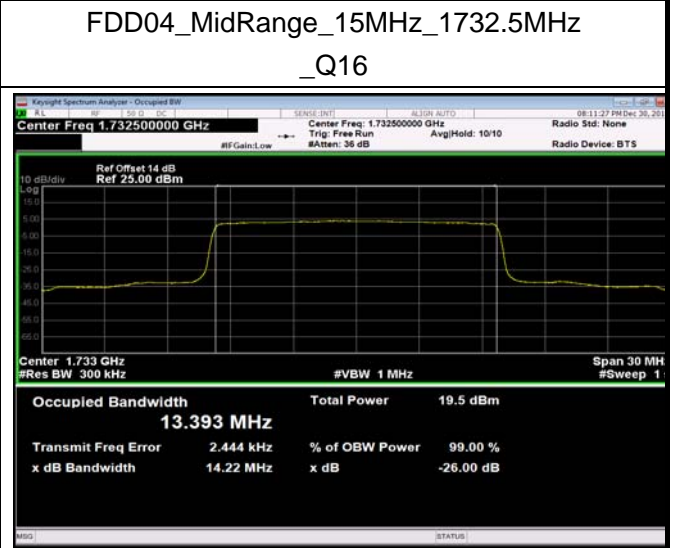
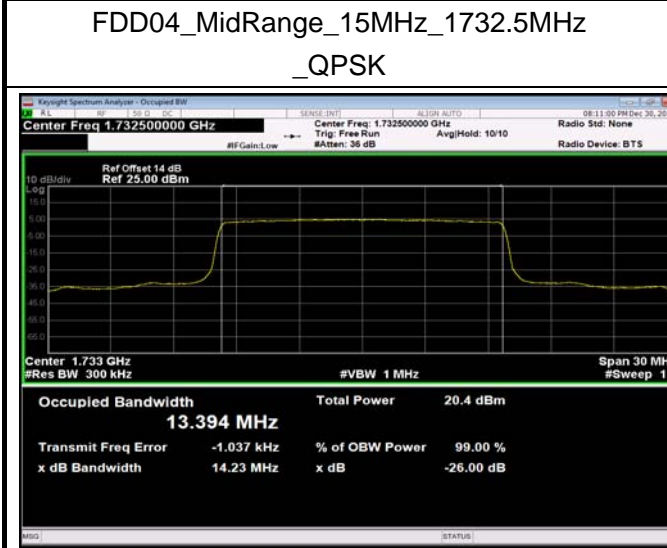
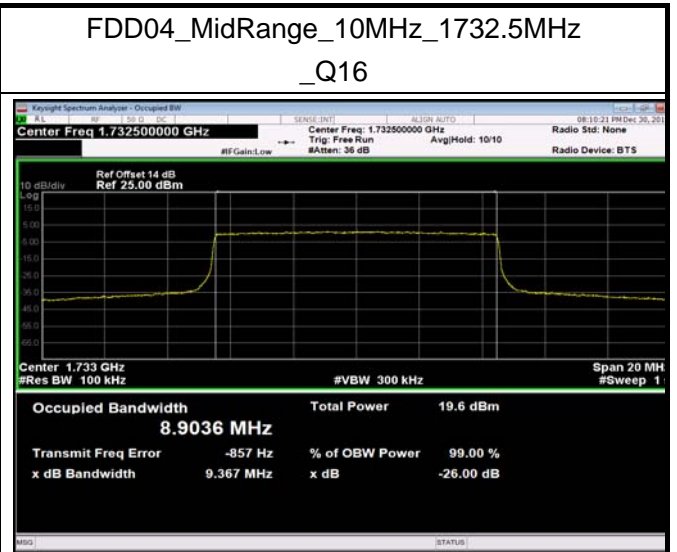
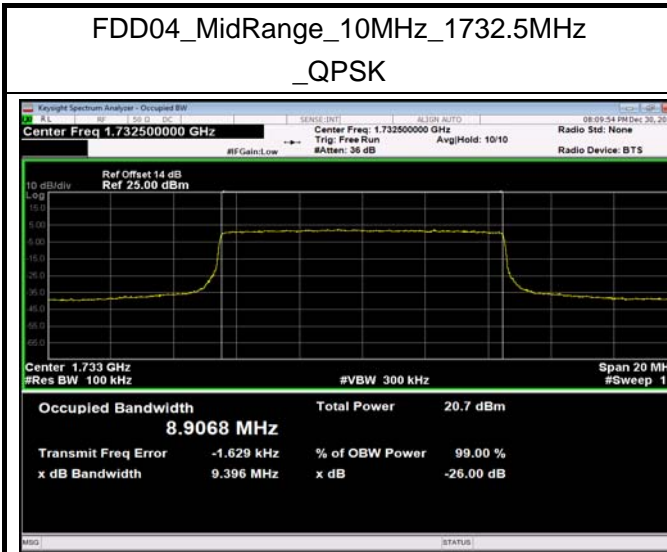
FDD02_MidRange_5MHz_1880MHz_QPSK



FDD02_MidRange_5MHz_1880MHz_Q16

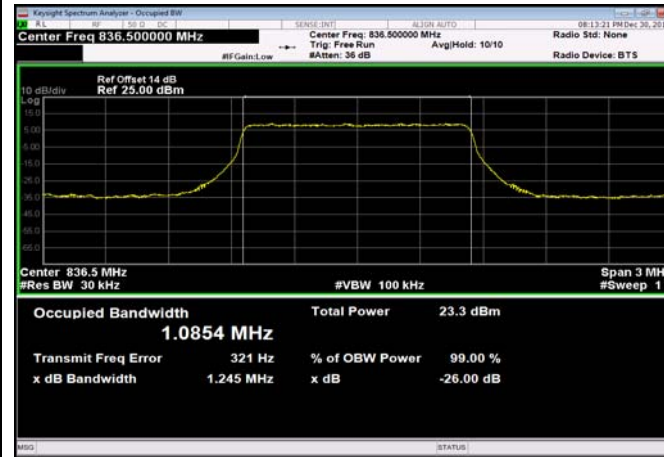




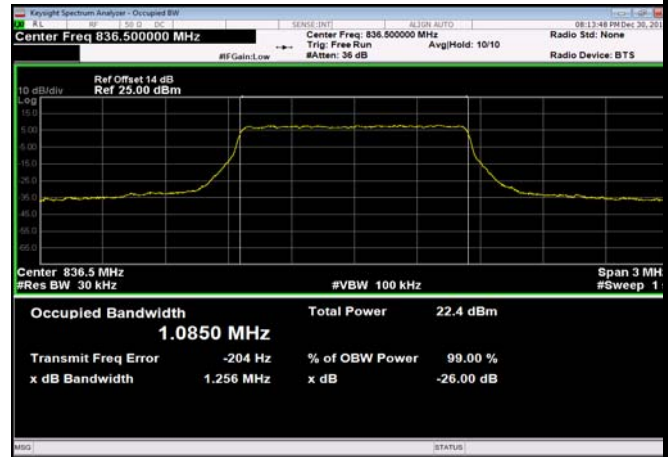




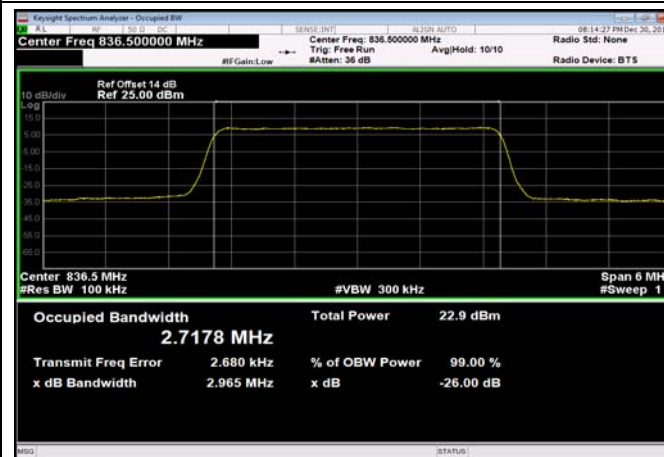
FDD05_MidRange_1.4MHz_836.5MHz_QPSK



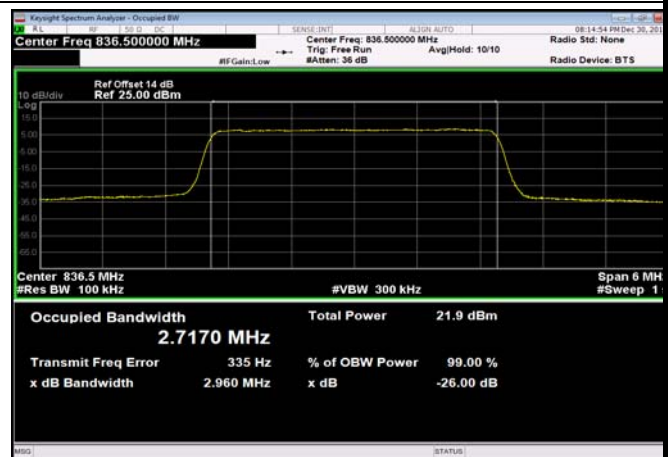
FDD05_MidRange_1.4MHz_836.5MHz_Q16



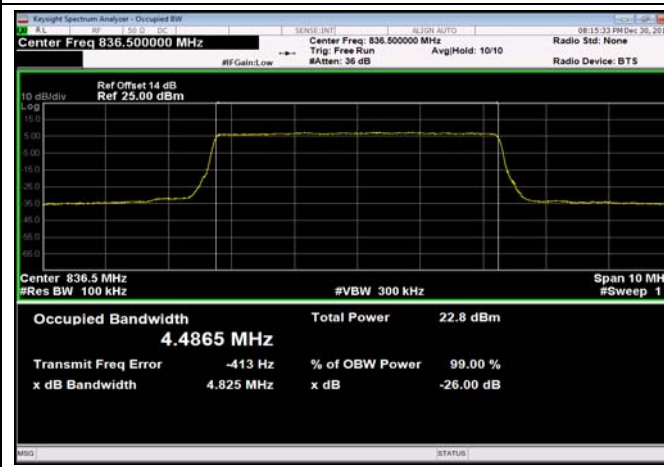
FDD05_MidRange_3MHz_836.5MHz_QPSK



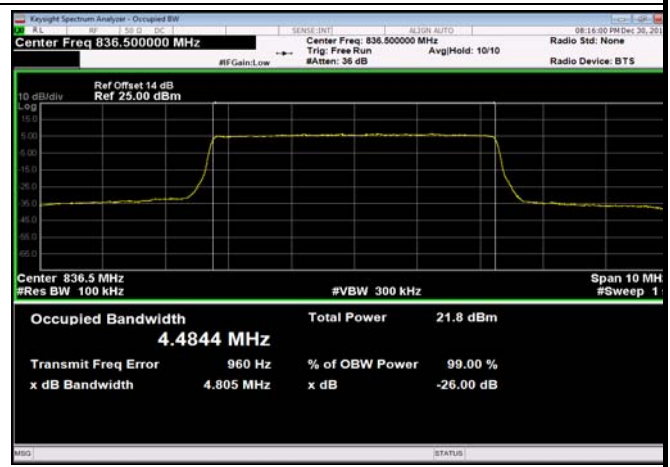
FDD05_MidRange_3MHz_836.5MHz_Q16



FDD05_MidRange_5MHz_836.5MHz_QPSK

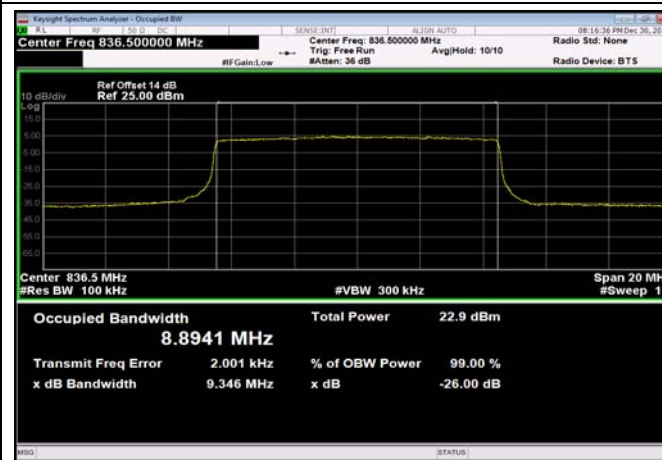


FDD05_MidRange_5MHz_836.5MHz_Q16

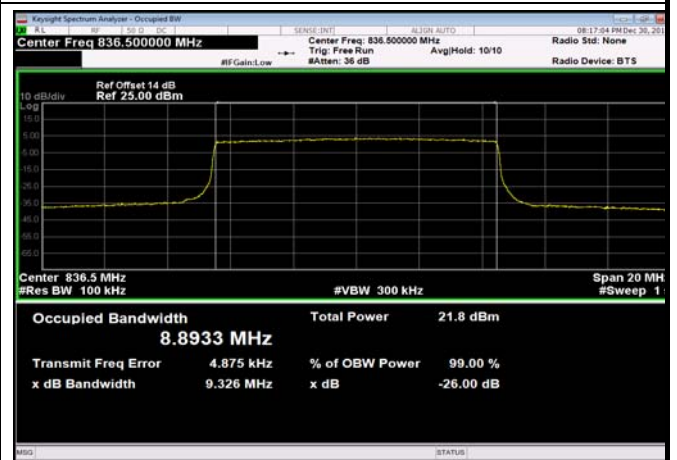




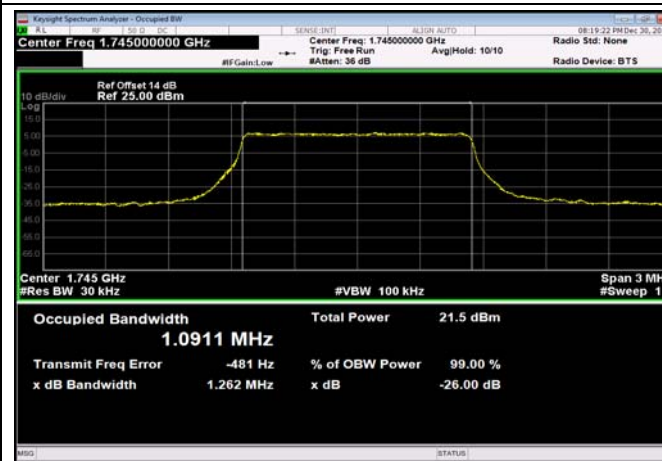
FDD05_MidRange_10MHz_836.5MHz_QPSK



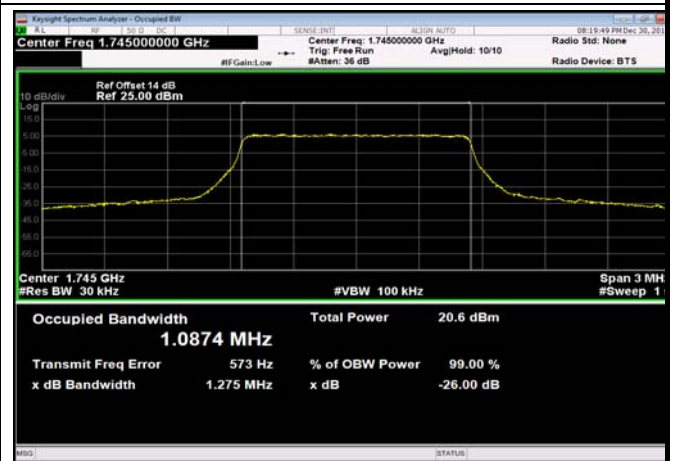
FDD05_MidRange_10MHz_836.5MHz_Q16



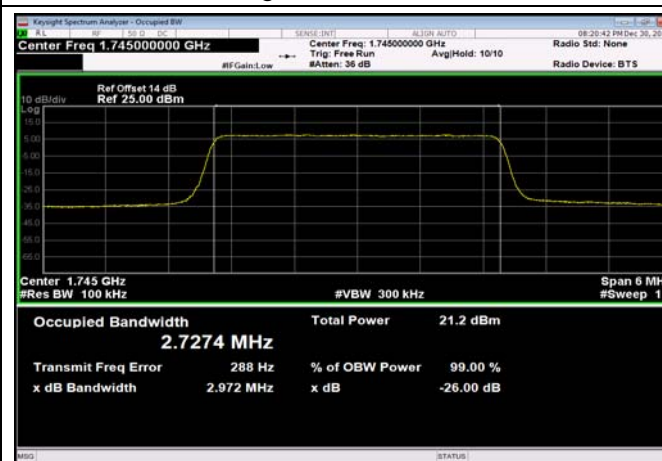
FDD66_MidRange_1.4MHz_1745MHz_QPSK



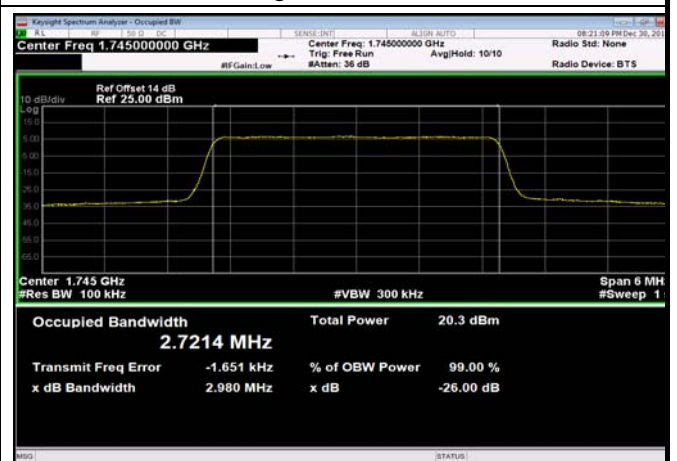
FDD66_MidRange_1.4MHz_1745MHz_Q16

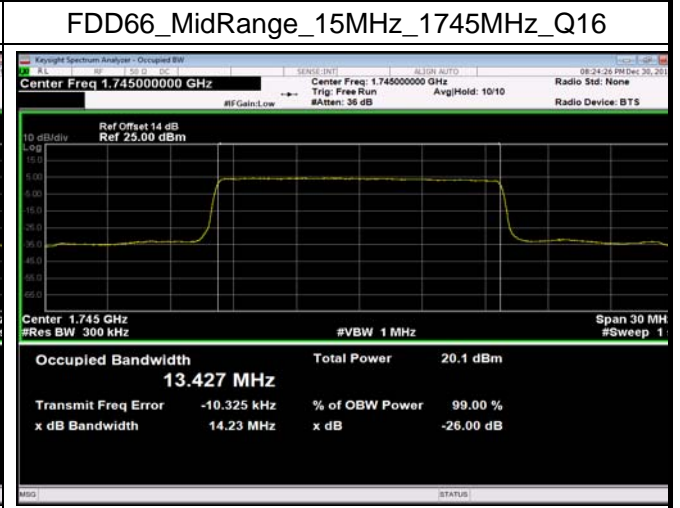
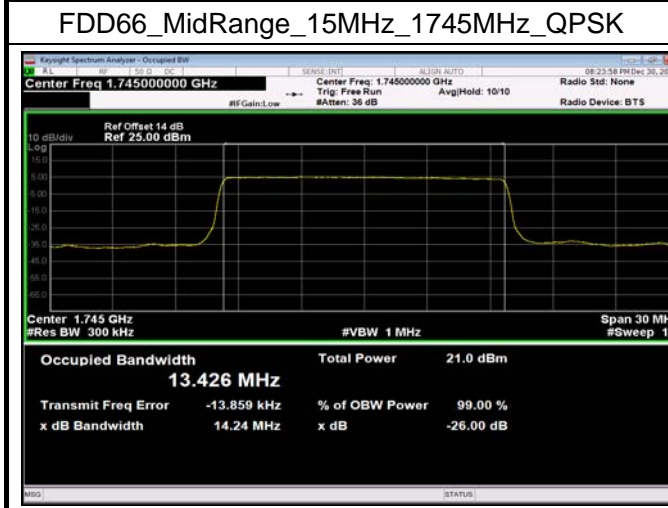
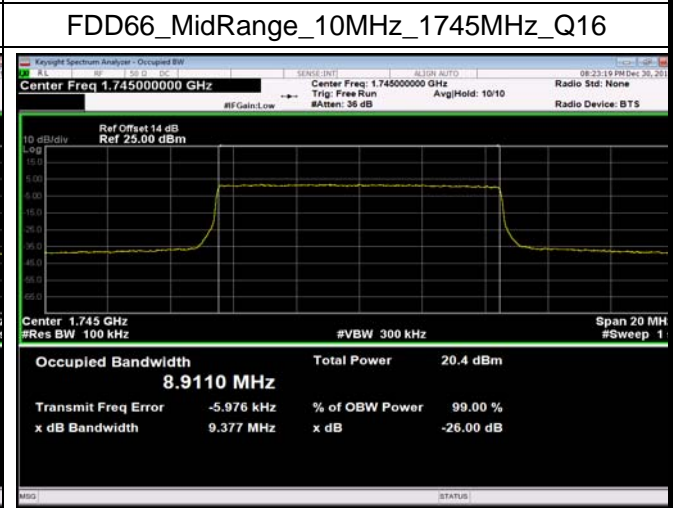
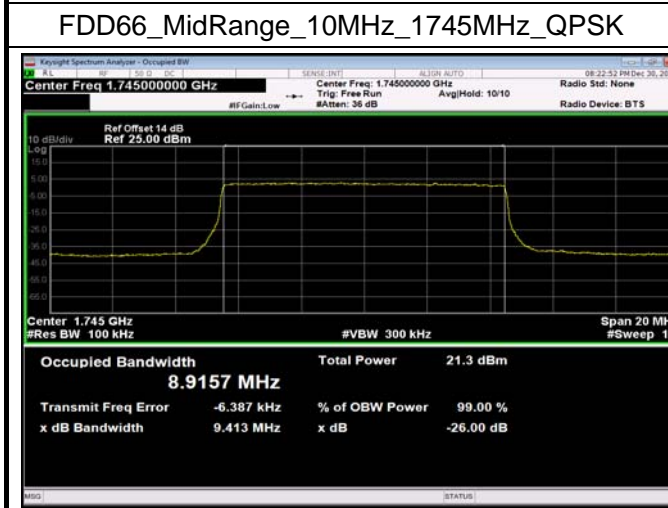
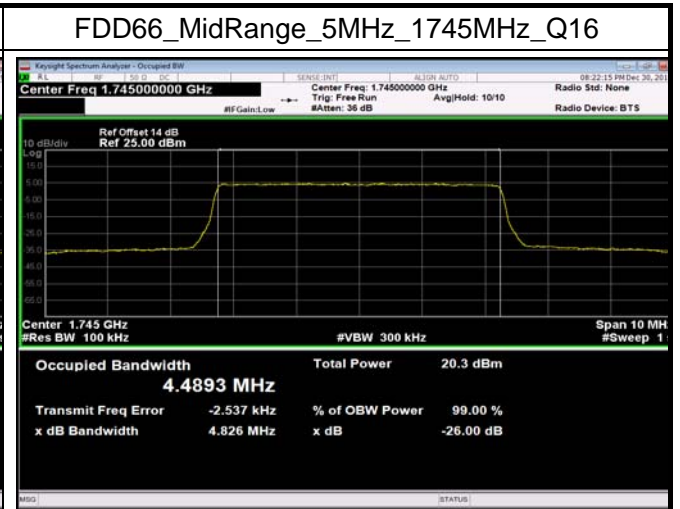
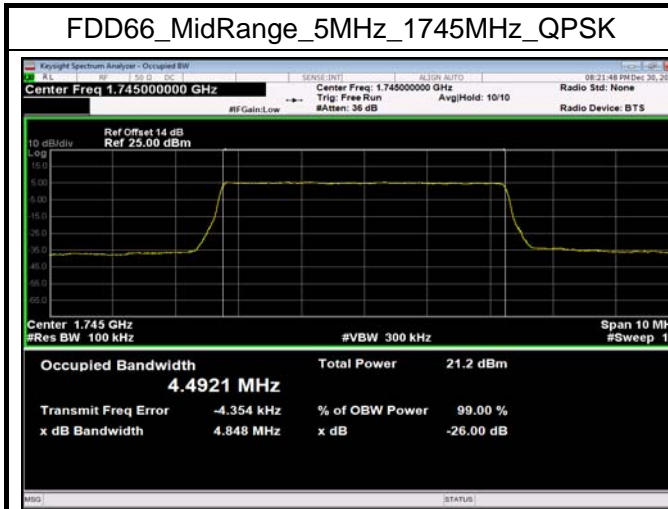


FDD66_MidRange_3MHz_1745MHz_QPSK



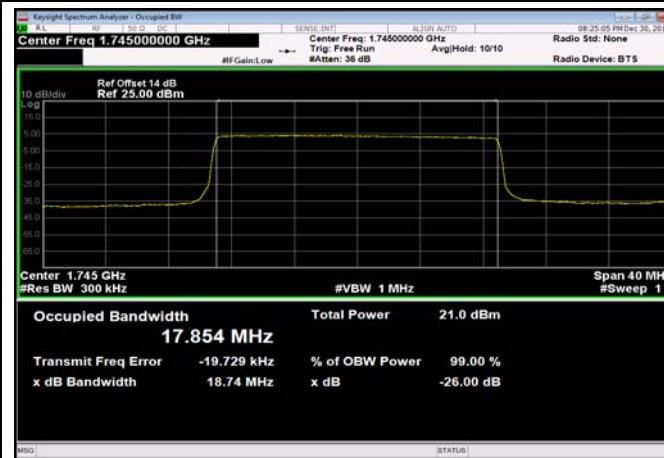
FDD66_MidRange_3MHz_1745MHz_Q16



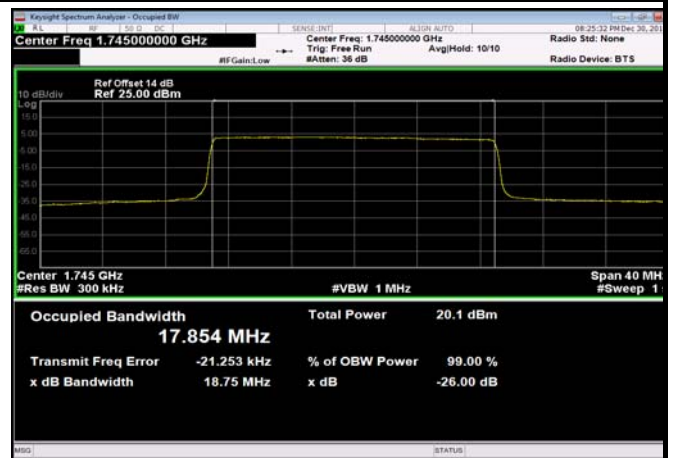




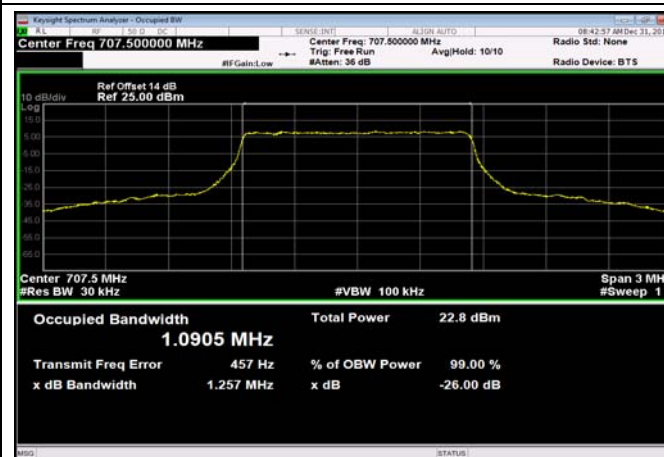
FDD66_MidRange_20MHz_1745MHz_QPSK



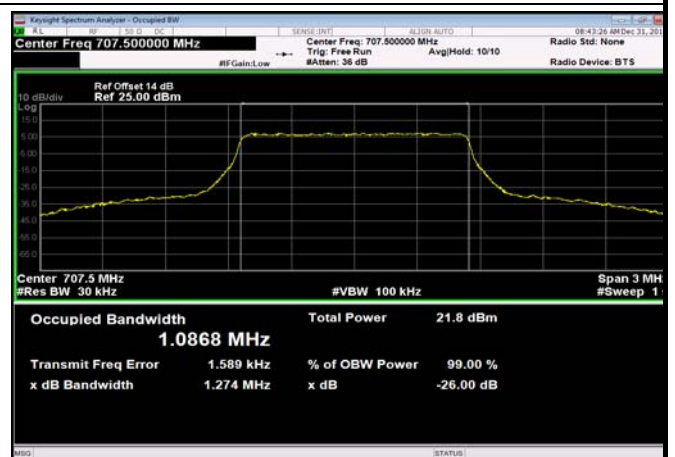
FDD66_MidRange_20MHz_1745MHz_Q16



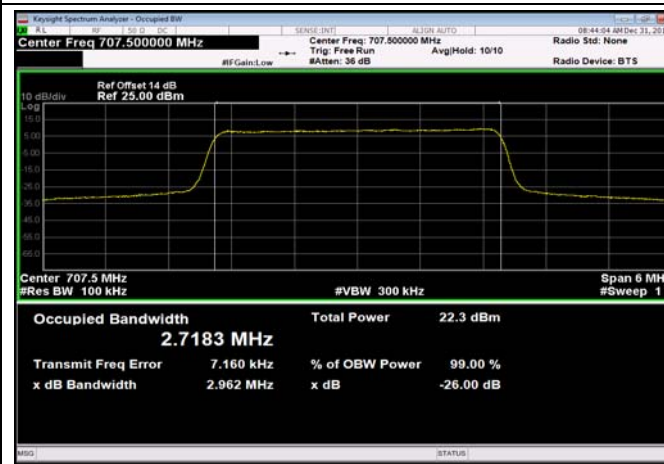
FDD12_MidRange_1.4MHz_707.5MHz_QPSK



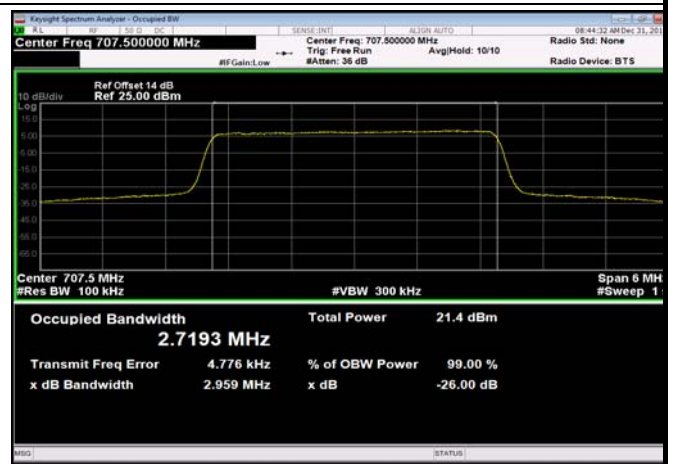
FDD12_MidRange_1.4MHz_707.5MHz_Q16



FDD12_MidRange_3MHz_707.5MHz_QPSK

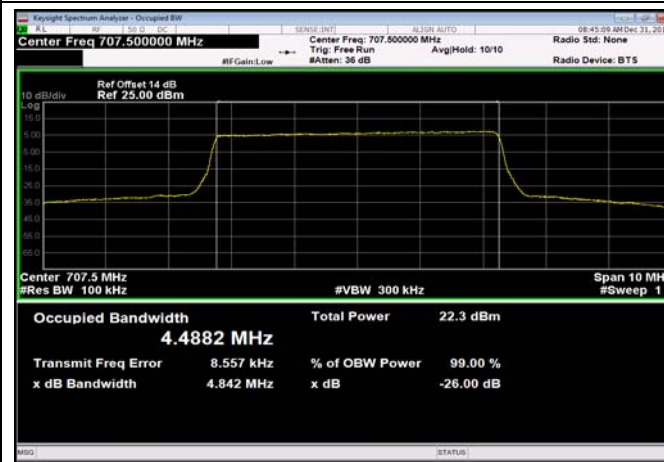


FDD12_MidRange_3MHz_707.5MHz_Q16

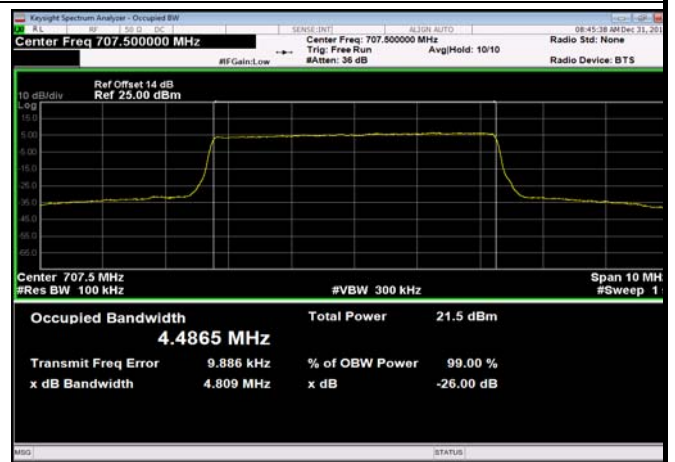




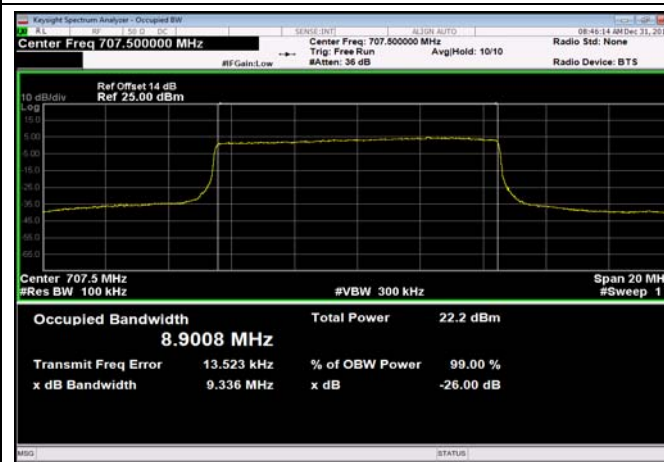
FDD12_MidRange_5MHz_707.5MHz_QPSK



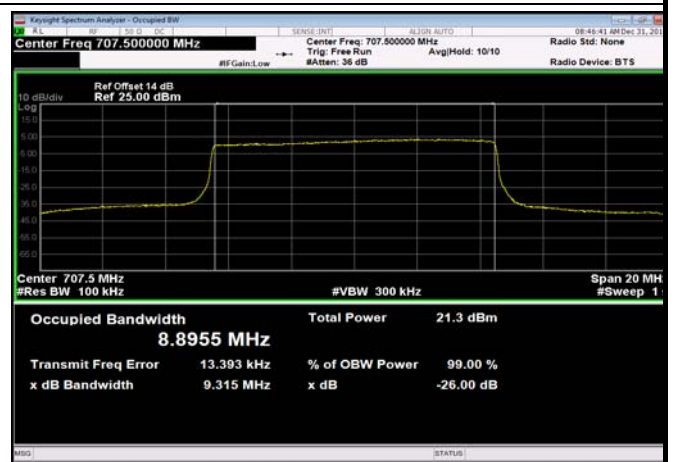
FDD12_MidRange_5MHz_707.5MHz_Q16



FDD12_MidRange_10MHz_707.5MHz_QPSK



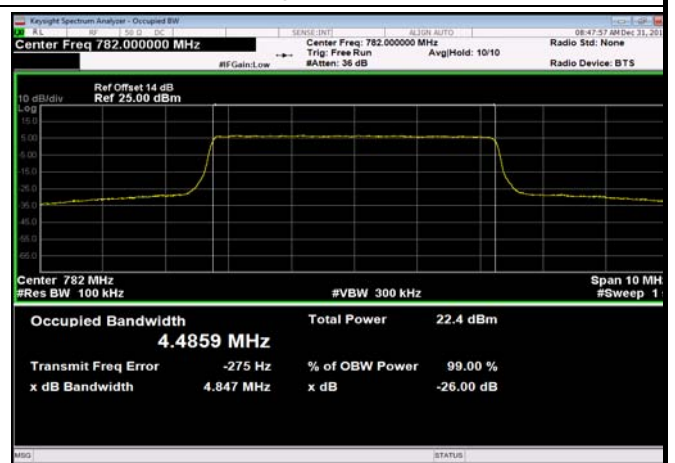
FDD12_MidRange_10MHz_707.5MHz_Q16



FDD13_MidRange_5MHz_782MHz_QPSK

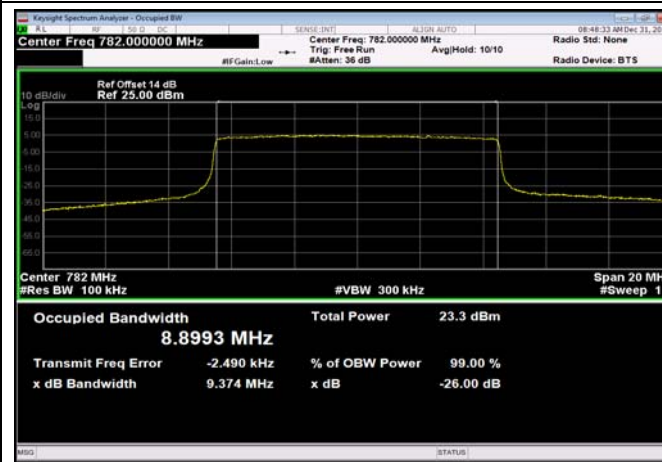


FDD13_MidRange_5MHz_782MHz_Q16

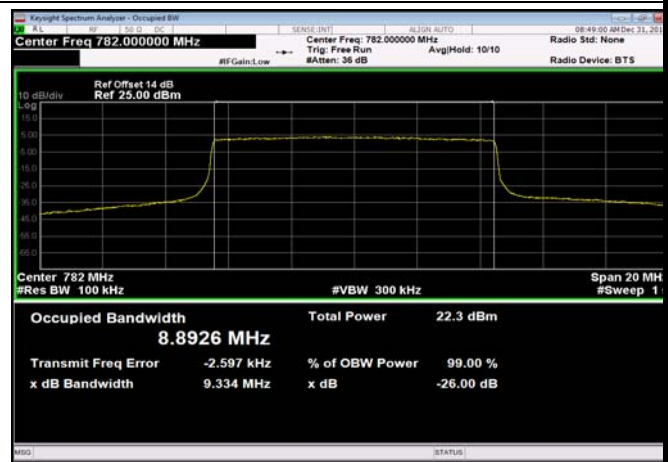




FDD13_MidRange_10MHz_782MHz_QPSK



FDD13_MidRange_10MHz_782MHz_Q16



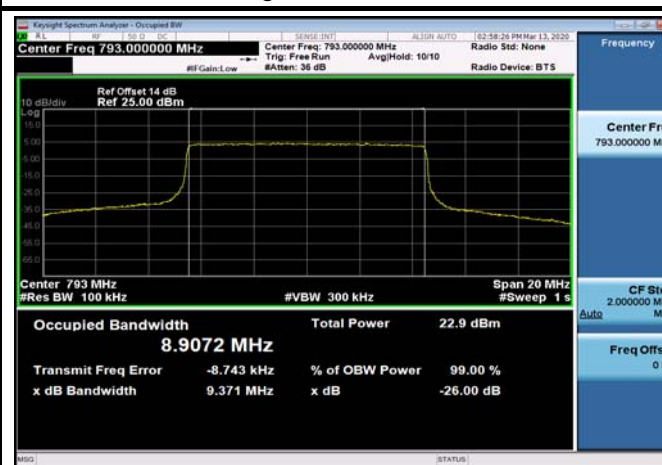
FDD14_MidRange_5MHz_793MHz_QPSK



FDD14_MidRange_5MHz_793MHz_Q16



FDD14_MidRange_10MHz_793MHz_QPSK



FDD14_MidRange_10MHz_793MHz_Q16



**Frequency Stability**

Test Result and Data

Temperature	Voltage	Band	BandWidth (MHz)	RbMode	Modulation	Frequency Error (ppm)	Limit (ppm)	Result
Normal	Low	FDD02	10	fullRB	QPSK	0.004	±2.5	Pass
Normal	Normal	FDD02	10	fullRB	QPSK	0.004	±2.5	Pass
Normal	High	FDD02	10	fullRB	QPSK	0.005	±2.5	Pass
50	Normal	FDD02	10	fullRB	QPSK	0.004	±2.5	Pass
40	Normal	FDD02	10	fullRB	QPSK	0.004	±2.5	Pass
30	Normal	FDD02	10	fullRB	QPSK	0.004	±2.5	Pass
20	Normal	FDD02	10	fullRB	QPSK	0.004	±2.5	Pass
10	Normal	FDD02	10	fullRB	QPSK	0.005	±2.5	Pass
0	Normal	FDD02	10	fullRB	QPSK	0.004	±2.5	Pass
-10	Normal	FDD02	10	fullRB	QPSK	0.003	±2.5	Pass
-20	Normal	FDD02	10	fullRB	QPSK	0.003	±2.5	Pass
-30	Normal	FDD02	10	fullRB	QPSK	0.003	±2.5	Pass
Normal	Low	FDD04	10	fullRB	QPSK	0.004	±2.5	Pass
Normal	Normal	FDD04	10	fullRB	QPSK	0.005	±2.5	Pass
Normal	High	FDD04	10	fullRB	QPSK	0.003	±2.5	Pass
50	Normal	FDD04	10	fullRB	QPSK	0.004	±2.5	Pass
40	Normal	FDD04	10	fullRB	QPSK	0.006	±2.5	Pass
30	Normal	FDD04	10	fullRB	QPSK	0.005	±2.5	Pass
20	Normal	FDD04	10	fullRB	QPSK	0.004	±2.5	Pass
10	Normal	FDD04	10	fullRB	QPSK	0.005	±2.5	Pass
0	Normal	FDD04	10	fullRB	QPSK	0.004	±2.5	Pass
-10	Normal	FDD04	10	fullRB	QPSK	0.005	±2.5	Pass
-20	Normal	FDD04	10	fullRB	QPSK	0.004	±2.5	Pass
-30	Normal	FDD04	10	fullRB	QPSK	0.004	±2.5	Pass
Normal	Low	FDD05	10	fullRB	QPSK	0.003	±2.5	Pass
Normal	Normal	FDD05	10	fullRB	QPSK	0.003	±2.5	Pass
Normal	High	FDD05	10	fullRB	QPSK	0.005	±2.5	Pass



50	Normal	FDD05	10	fullRB	QPSK	0.004	±2.5	Pass
40	Normal	FDD05	10	fullRB	QPSK	0.003	±2.5	Pass
30	Normal	FDD05	10	fullRB	QPSK	0.003	±2.5	Pass
20	Normal	FDD05	10	fullRB	QPSK	0.003	±2.5	Pass
10	Normal	FDD05	10	fullRB	QPSK	0.003	±2.5	Pass
0	Normal	FDD05	10	fullRB	QPSK	0.003	±2.5	Pass
-10	Normal	FDD05	10	fullRB	QPSK	0.003	±2.5	Pass
-20	Normal	FDD05	10	fullRB	QPSK	0.005	±2.5	Pass
-30	Normal	FDD05	10	fullRB	QPSK	0.004	±2.5	Pass
Normal	Low	FDD12	10	fullRB	QPSK	0.003	±2.5	Pass
Normal	Normal	FDD12	10	fullRB	QPSK	0.004	±2.5	Pass
Normal	High	FDD12	10	fullRB	QPSK	0.006	±2.5	Pass
50	Normal	FDD12	10	fullRB	QPSK	0.005	±2.5	Pass
40	Normal	FDD12	10	fullRB	QPSK	0.003	±2.5	Pass
30	Normal	FDD12	10	fullRB	QPSK	0.004	±2.5	Pass
20	Normal	FDD12	10	fullRB	QPSK	0.003	±2.5	Pass
10	Normal	FDD12	10	fullRB	QPSK	0.002	±2.5	Pass
0	Normal	FDD12	10	fullRB	QPSK	0.003	±2.5	Pass
-10	Normal	FDD12	10	fullRB	QPSK	0.004	±2.5	Pass
-20	Normal	FDD12	10	fullRB	QPSK	0.004	±2.5	Pass
-30	Normal	FDD12	10	fullRB	QPSK	0.003	±2.5	Pass
Normal	Low	FDD66	10	fullRB	QPSK	0.004	±2.5	Pass
Normal	Normal	FDD66	10	fullRB	QPSK	0.003	±2.5	Pass
Normal	High	FDD66	10	fullRB	QPSK	0.003	±2.5	Pass
50	Normal	FDD66	10	fullRB	QPSK	0.004	±2.5	Pass
40	Normal	FDD66	10	fullRB	QPSK	0.004	±2.5	Pass
30	Normal	FDD66	10	fullRB	QPSK	0.003	±2.5	Pass
20	Normal	FDD66	10	fullRB	QPSK	0.004	±2.5	Pass
10	Normal	FDD66	10	fullRB	QPSK	0.004	±2.5	Pass
0	Normal	FDD66	10	fullRB	QPSK	0.003	±2.5	Pass
-10	Normal	FDD66	10	fullRB	QPSK	0.004	±2.5	Pass
-20	Normal	FDD66	10	fullRB	QPSK	0.003	±2.5	Pass



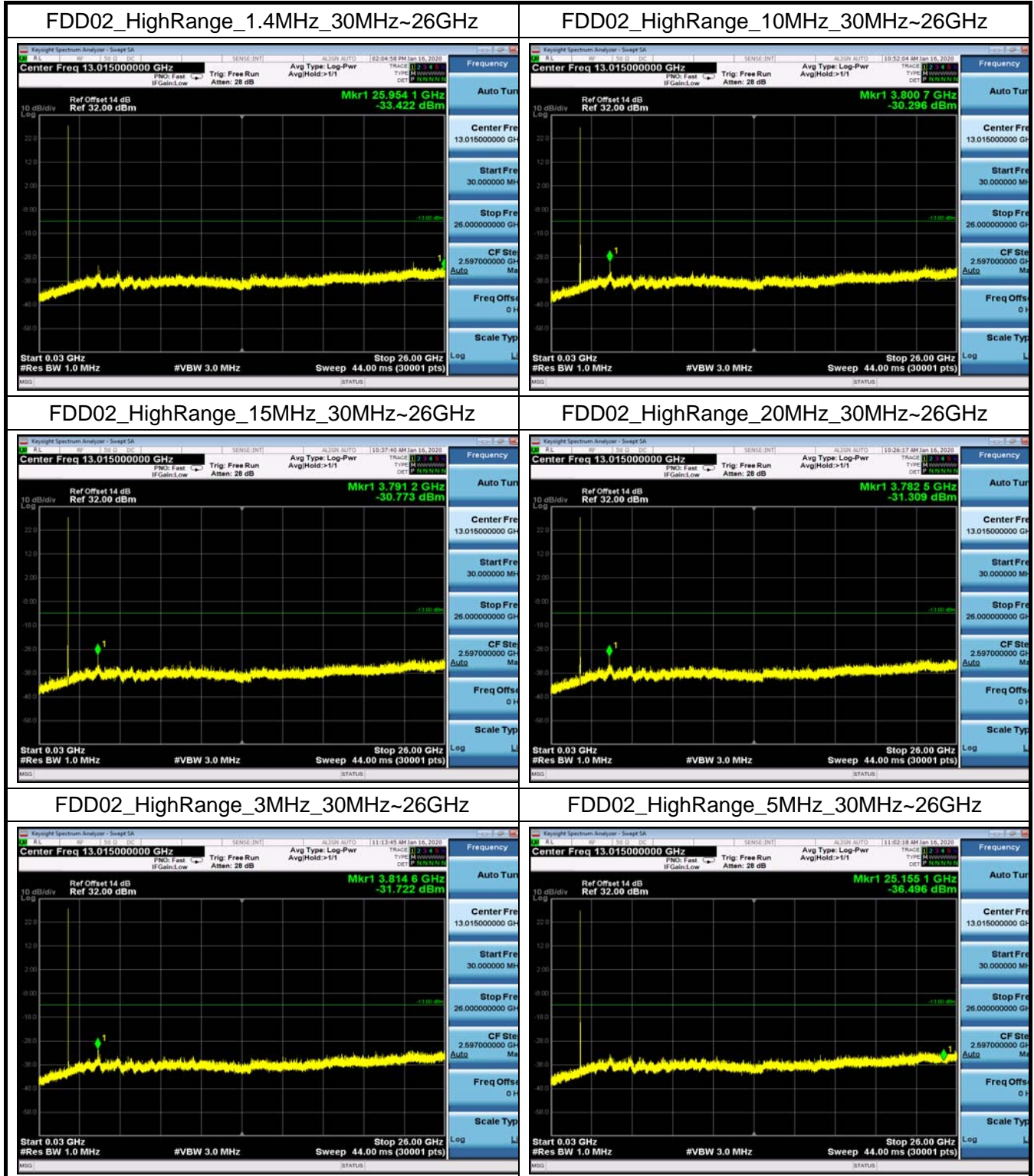
-30	Normal	FDD66	10	fullRB	QPSK	0.004	±2.5	Pass
Normal	Low	FDD13	10	fullRB	QPSK	0.005	±2.5	Pass
Normal	Normal	FDD13	10	fullRB	QPSK	0.004	±2.5	Pass
Normal	High	FDD13	10	fullRB	QPSK	0.003	±2.5	Pass
50	Normal	FDD13	10	fullRB	QPSK	0.003	±2.5	Pass
40	Normal	FDD13	10	fullRB	QPSK	0.003	±2.5	Pass
30	Normal	FDD13	10	fullRB	QPSK	0.003	±2.5	Pass
20	Normal	FDD13	10	fullRB	QPSK	0.004	±2.5	Pass
10	Normal	FDD13	10	fullRB	QPSK	0.005	±2.5	Pass
0	Normal	FDD13	10	fullRB	QPSK	0.003	±2.5	Pass
-10	Normal	FDD13	10	fullRB	QPSK	0.003	±2.5	Pass
-20	Normal	FDD13	10	fullRB	QPSK	0.003	±2.5	Pass
-30	Normal	FDD13	10	fullRB	QPSK	0.004	±2.5	Pass
Normal	Low	FDD14	10	fullRB	QPSK	0.006	±2.5	Pass
Normal	Normal	FDD14	10	fullRB	QPSK	0.007	±2.5	Pass
Normal	High	FDD14	10	fullRB	QPSK	0.006	±2.5	Pass
50	Normal	FDD14	10	fullRB	QPSK	0.004	±2.5	Pass
40	Normal	FDD14	10	fullRB	QPSK	0.004	±2.5	Pass
30	Normal	FDD14	10	fullRB	QPSK	0.004	±2.5	Pass
20	Normal	FDD14	10	fullRB	QPSK	0.006	±2.5	Pass
10	Normal	FDD14	10	fullRB	QPSK	0.003	±2.5	Pass
0	Normal	FDD14	10	fullRB	QPSK	0.004	±2.5	Pass
-10	Normal	FDD14	10	fullRB	QPSK	0.004	±2.5	Pass
-20	Normal	FDD14	10	fullRB	QPSK	0.007	±2.5	Pass
-30	Normal	FDD14	10	fullRB	QPSK	0.006	±2.5	Pass

Note: Normal=12V, Low=8V, High=36V



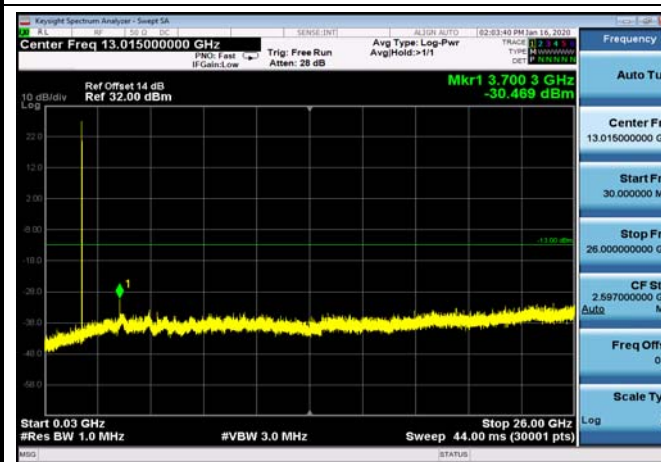
Conducted Out of Band Emissions

Test Result and Data

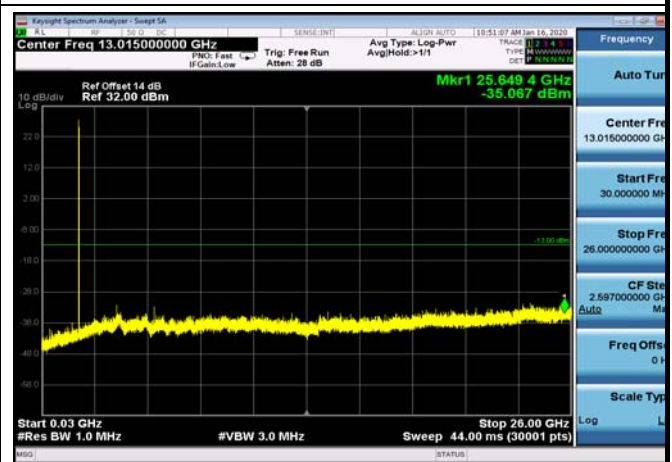




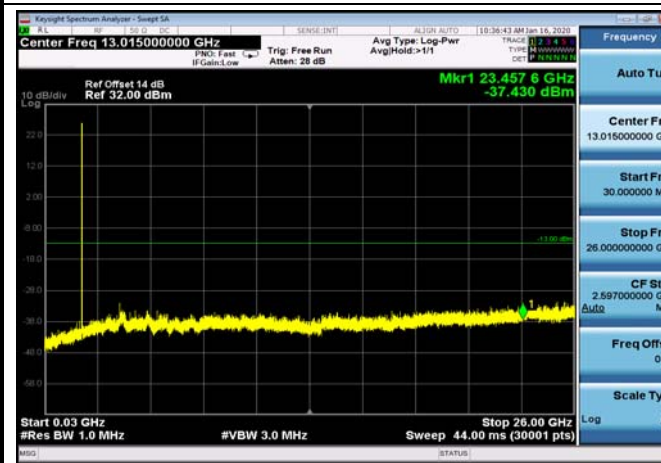
FDD02_LowRange_1.4MHz_30MHz~26GHz



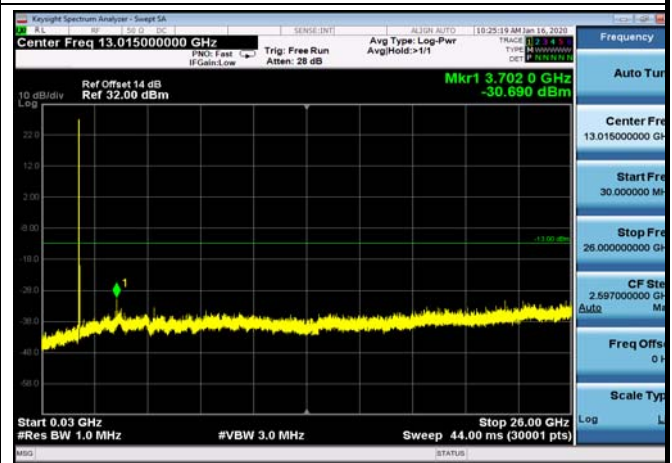
FDD02_LowRange_10MHz_30MHz~26GHz



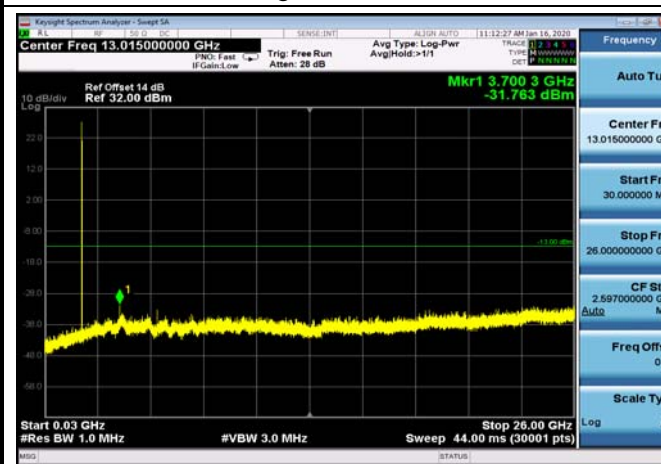
FDD02_LowRange_15MHz_30MHz~26GHz



FDD02_LowRange_20MHz_30MHz~26GHz



FDD02_LowRange_3MHz_30MHz~26GHz



FDD02_LowRange_5MHz_30MHz~26GHz

