

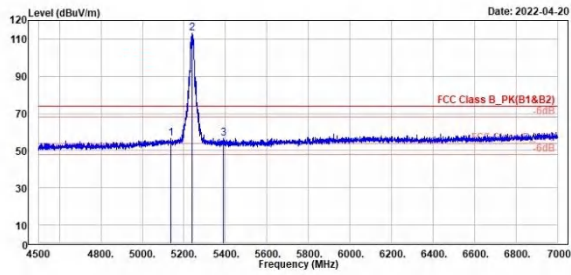
802.11a

CH 48 (Horizontal) Peak

CH 48 (Vertical) Peak



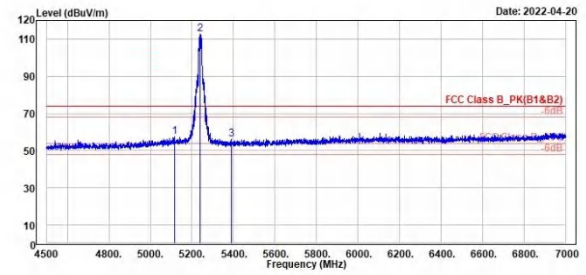
TUV Rheinland Taiwan Ltd.
No. 438-18, Sec. 2, Fenfiao, Linkou Dist., New Taipei City 244, Taiwan(R.O.C.)
Tel: +886-2172-1000 Fax: +886-2172-1322



Peak	Freq	Level	Read	Limit	Over	Apos	TPos	Remark	Pol/Phase	Note
	MHz	dBuV/m	dBuV	dB/m	dBuV/m	dB	cm	deg		
1	5136.58	56.37	13.56	42.81	74.00	-17.63	185	184 Peak	Horizontal	
2 *	5240.00	113.10	70.11	42.99	74.00	39.10	185	184 Peak	Horizontal	
3	5391.50	56.66	13.49	43.17	74.00	-17.34	185	184 Peak	Horizontal	



TUV Rheinland Taiwan Ltd.
No. 438-18, Sec. 2, Fenfiao, Linkou Dist., New Taipei City 244, Taiwan(R.O.C.)
Tel: +886-2172-1000 Fax: +886-2172-1322



Peak	Freq	Level	Read	Limit	Over	Apos	TPos	Remark	Pol/Phase	Note
	MHz	dBuV/m	dBuV	dB/m	dBuV/m	dB	cm	deg		
1	5115.50	57.59	14.93	42.66	74.00	-16.41	123	120 Peak	Vertical	
2 *	5240.00	112.51	69.52	42.99	74.00	38.51	123	120 Peak	Vertical	
3	5391.00	56.26	13.10	43.16	74.00	-17.74	123	120 Peak	Vertical	

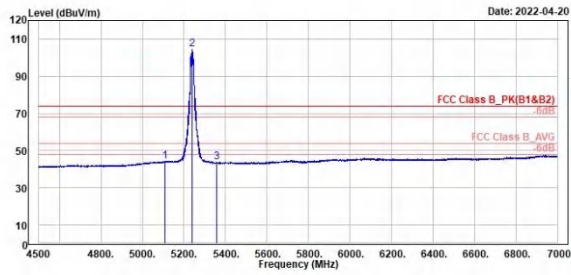
802.11a

CH 48 (Horizontal) Average

CH 48 (Vertical) Average



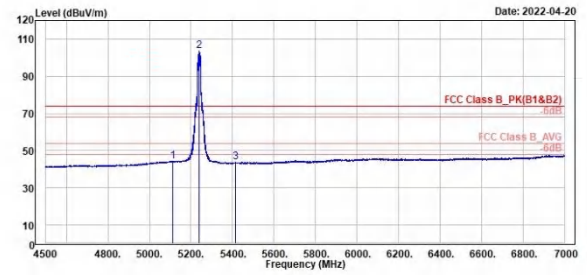
TÜV Rheinland Taiwan Ltd.
No. 438-18, Sec. 2, Fenfiao, Linkou Dist., New Taipei City 244, Taiwan(R.O.C.)
Tel: +886-2172-1000 Fax: +886-2172-1322



1	2	3	Read Level	Read Factor	Limit Line	Over Limit	APos	TPos	Remark	Pol/Phase	Note
MHz	dBuV/m	dBuV	dB/m	dBuV/m	dB	cm	deg				
5187.50	44.27	1.67	42.60	54.00	-9.73	185	184	Average	Horizontal		
5240.00	104.41	61.42	42.99	54.00	50.41	185	184	Average	Horizontal		
5358.00	43.73	0.73	43.00	54.00	-10.27	185	184	Average	Horizontal		



TÜV Rheinland Taiwan Ltd.
No. 438-18, Sec. 2, Fenfiao, Linkou Dist., New Taipei City 244, Taiwan(R.O.C.)
Tel: +886-2172-1000 Fax: +886-2172-1322



1	2	3	Read Level	Read Factor	Limit Line	Over Limit	APos	TPos	Remark	Pol/Phase	Note
MHz	dBuV/m	dBuV	dB/m	dBuV/m	dB	cm	deg				
5110.50	44.45	1.83	42.62	54.00	-9.55	123	120	Average	Vertical		
5240.00	103.46	60.47	42.99	54.00	49.46	123	120	Average	Vertical		
5415.50	44.00	0.78	43.22	54.00	-10.00	123	120	Average	Vertical		

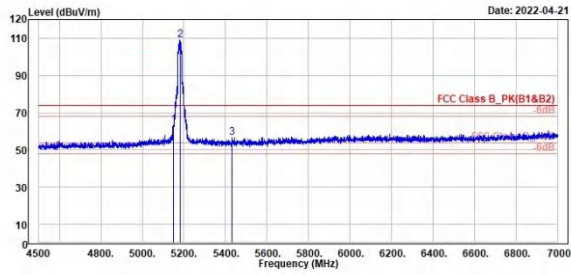
802.11ac VHT20

CH 36 (Horizontal) Peak

CH 36 (Vertical) Peak



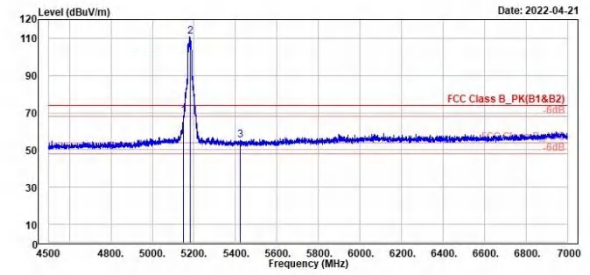
TUV Rheinland Taiwan Ltd.
No. 438-18, Sec. 2, Fenliao, Linkou Dist., New Taipei City 244, Taiwan(R.O.C.)
Tel: +886-2172-1000 Fax: +886-2172-1322



Peak	Freq (MHz)	Level (dBuV/m)	Read Level (dBuV)	Factor (dB/m)	Limit Line (dBuV/m)	Over Limit (dB)	APos (cm)	TPos (deg)	Remark	Pol/Phase	Note
1	5149.50	63.27	20.37	42.90	74.00	-10.73	122	159	Peak	Horizontal	
2 *	5180.00	108.67	65.89	42.90	74.00	34.67	122	159	Peak	Horizontal	
3	5433.00	56.47	13.23	43.24	74.00	-17.53	122	159	Peak	Horizontal	



TUV Rheinland Taiwan Ltd.
No. 438-18, Sec. 2, Fenliao, Linkou Dist., New Taipei City 244, Taiwan(R.O.C.)
Tel: +886-2172-1000 Fax: +886-2172-1322



Peak	Freq (MHz)	Level (dBuV/m)	Read Level (dBuV)	Factor (dB/m)	Limit Line (dBuV/m)	Over Limit (dB)	APos (cm)	TPos (deg)	Remark	Pol/Phase	Note
1	5150.00	68.48	25.58	42.90	74.00	-5.52	102	150	Peak	Vertical	
2 *	5180.00	110.86	67.88	42.90	74.00	36.86	102	150	Peak	Vertical	
3	5422.00	55.43	12.20	43.23	74.00	-18.57	102	150	Peak	Vertical	

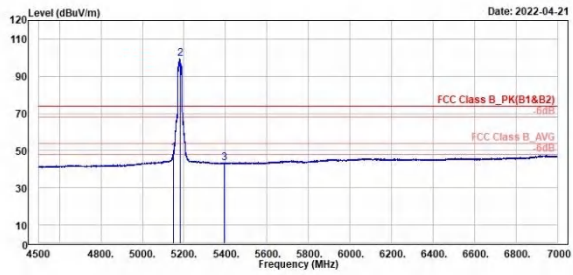
802.11ac VHT20

CH 36 (Horizontal) Average

CH 36 (Vertical) Average



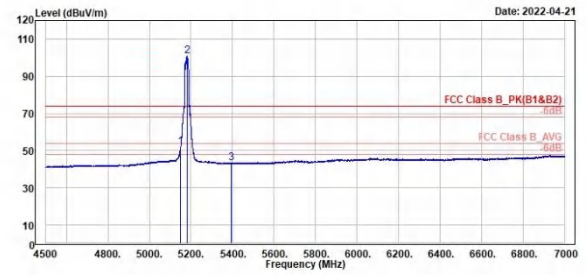
TÜV Rheinland Taiwan Ltd.
No. 438-18, Sec. 2, Fenfiao, Linkou Dist., New Taipei City 244, Taiwan(R.O.C.)
Tel: +886-2172-1000 Fax: +886-2172-1322



Read	Level	Factor	Limit	Over	Apos	TPos	Remark	Pol/Phase	Note
MHz	dBuV/m	dBuV	dB/m	dBuV/m	dB	cm	deg		
1	5149.00	48.91	6.02	42.89	54.00	-5.09	122	159 Average	Horizontal
2	5180.00	99.51	56.53	42.98	54.00	45.51	122	159 Average	Horizontal
3	5392.50	43.55	0.38	43.17	54.00	-10.45	122	159 Average	Horizontal



TÜV Rheinland Taiwan Ltd.
No. 438-18, Sec. 2, Fenfiao, Linkou Dist., New Taipei City 244, Taiwan(R.O.C.)
Tel: +886-2172-1000 Fax: +886-2172-1322



Read	Level	Factor	Limit	Over	Apos	TPos	Remark	Pol/Phase	Note
MHz	dBuV/m	dBuV	dB/m	dBuV/m	dB	cm	deg		
1	5150.00	52.15	9.25	42.90	54.00	-1.85	182	159 Average	Vertical
2	5180.00	100.99	58.01	42.98	54.00	46.99	182	159 Average	Vertical
3	5393.50	43.49	0.32	43.17	54.00	-10.51	182	159 Average	Vertical

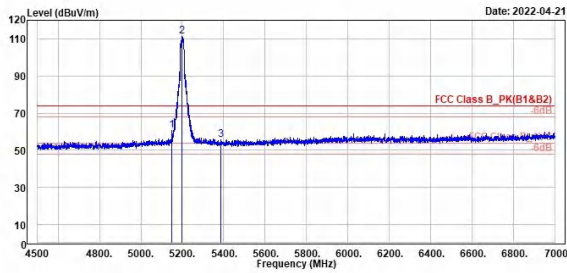
802.11ac VHT20

CH 40 (Horizontal) Peak

CH 40 (Vertical) Peak



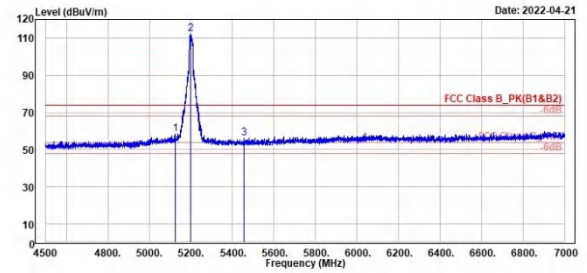
TUV Rheinland Taiwan Ltd.
No. 458-18, Sec 2, Fenliao, Linkou Dist., New Taipei City 244, Taiwan(R.O.C.)
Tel: +886-2172-1000 Fax: +886-2172-1322



Peak	Freq (MHz)	Level (dBuV/m)	Read Level (dBuV)	Factor (dB/m)	Limit Line (dBuV/m)	Over Limit (dB)	APos (cm)	TPos (deg)	Remark	Pol/Phase	Note
1	5150.00	60.62	17.72	42.90	74.00	-13.38	197	160	Peak	Horizontal	
2	5200.00	111.31	69.27	43.04	74.00	37.31	197	160	Peak	Horizontal	
3	5386.50	55.57	12.42	43.15	74.00	-18.43	197	160	Peak	Horizontal	



TUV Rheinland Taiwan Ltd.
No. 458-18, Sec 2, Fenliao, Linkou Dist., New Taipei City 244, Taiwan(R.O.C.)
Tel: +886-2172-1000 Fax: +886-2172-1322



Peak	Freq (MHz)	Level (dBuV/m)	Read Level (dBuV)	Factor (dB/m)	Limit Line (dBuV/m)	Over Limit (dB)	APos (cm)	TPos (deg)	Remark	Pol/Phase	Note
1	5125.50	58.57	15.84	42.73	74.00	-15.43	100	151	Peak	Vertical	
2	5200.00	112.02	69.98	43.04	74.00	38.02	100	151	Peak	Vertical	
3	5455.00	56.16	12.90	43.26	74.00	-17.84	100	151	Peak	Vertical	

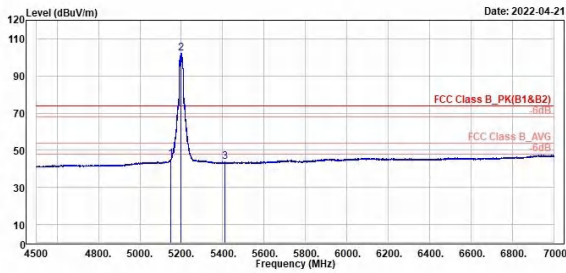
802.11ac VHT20

CH 40 (Horizontal) Average

CH 40 (Vertical) Average



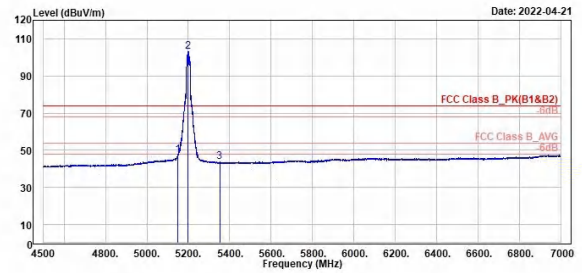
TÜV Rheinland Taiwan Ltd.
No. 458-18, Sec 2, Fenliao, Linkou Dist., New Taipei City 244, Taiwan(R.O.C.)
Tel: +886-2172-1000 Fax: +886-2172-1322



1	2	3
Level	Level	Level
dBuV/m	dBuV/m	dBuV/m
45.14	102.20	43.78
2.24	59.16	0.56
42.90	43.04	43.22
54.00	54.00	54.00
-8.86	48.20	-10.22
197	197	197
160	160	160
Average	Average	Average
Horizontal	Horizontal	Horizontal



TÜV Rheinland Taiwan Ltd.
No. 458-18, Sec 2, Fenliao, Linkou Dist., New Taipei City 244, Taiwan(R.O.C.)
Tel: +886-2172-1000 Fax: +886-2172-1322



1	2	3
Level	Level	Level
dBuV/m	dBuV/m	dBuV/m
47.63	102.93	43.70
4.74	59.09	0.72
42.89	43.04	42.98
54.00	54.00	54.00
-6.37	48.93	-10.30
100	151	100
151	151	151
Average	Average	Average
Vertical	Vertical	Vertical

802.11ac VHT20

CH 48 (Horizontal) Peak

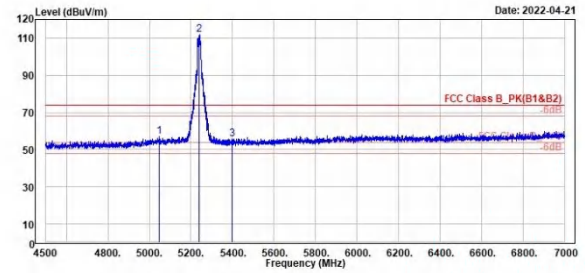
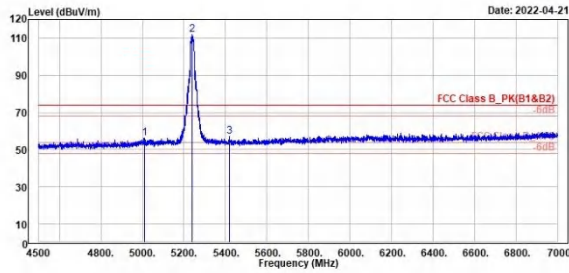
CH 48 (Vertical) Peak



TUV Rheinland Taiwan Ltd.
No. 438-18, Sec 2, Penfiao, Linkou Dist., New Taipei City 244, Taiwan(R.O.C.)
Tel: +886-2172-1000 Fax: +886-2172-1322



TUV Rheinland Taiwan Ltd.
No. 438-18, Sec 2, Penfiao, Linkou Dist., New Taipei City 244, Taiwan(R.O.C.)
Tel: +886-2172-1000 Fax: +886-2172-1322



Peak	Freq (MHz)	Level (dBuV/m)	Read Level (dBuV)	Level Factor (dB/m)	Limit Line (dBuV/m)	Over Limit (dB)	APos (cm)	TPos (deg)	Remark	Pol/Phase	Note
1	5088.50	56.17	13.67	42.50	74.00	-17.83	194	159	Peak	Horizontal	
2 *	5240.00	111.58	68.59	42.99	74.00	37.58	194	159	Peak	Horizontal	
3	5417.50	56.85	13.63	43.22	74.00	-17.15	194	159	Peak	Horizontal	

Peak	Freq (MHz)	Level (dBuV/m)	Read Level (dBuV)	Level Factor (dB/m)	Limit Line (dBuV/m)	Over Limit (dB)	APos (cm)	TPos (deg)	Remark	Pol/Phase	Note
1	5045.50	57.81	14.41	42.60	74.00	-16.99	180	148	Peak	Vertical	
2 *	5240.00	111.77	68.78	42.99	74.00	37.77	180	148	Peak	Vertical	
3	5398.50	55.80	12.60	43.20	74.00	-18.20	180	148	Peak	Vertical	

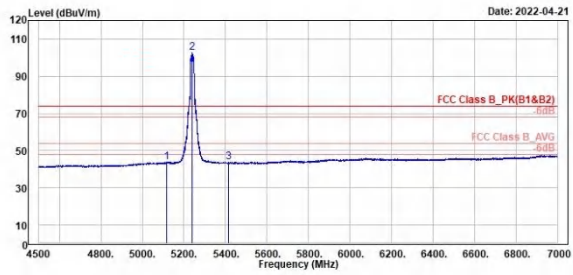
802.11ac VHT20

CH 48 (Horizontal) Average

CH 48 (Vertical) Average



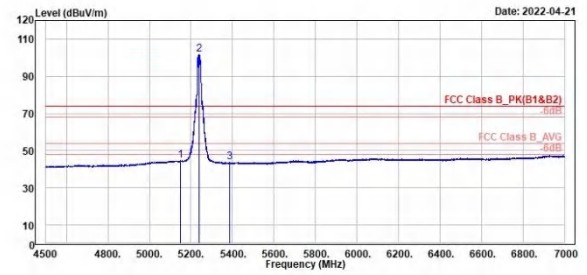
TÜV Rheinland Taiwan Ltd.
No. 438-18, Sec. 2, Fenfiao, Linkou Dist., New Taipei City 244, Taiwan(R.O.C.)
Tel: +886-2172-1000 Fax: +886-2172-1322



Read	Limit	Over	APos	TPos	Remark	Pol/Phase	Note
Level	Line	Limit					
Factor							
dB/m	dBuV/m	dB	cm	deg			
1.16	42.66	54.00	-10.18	194	159 Average	Horizontal	
59.70	42.99	54.00	48.69	194	159 Average	Horizontal	
0.67	43.22	54.00	-10.11	194	159 Average	Horizontal	



TÜV Rheinland Taiwan Ltd.
No. 438-18, Sec. 2, Fenfiao, Linkou Dist., New Taipei City 244, Taiwan(R.O.C.)
Tel: +886-2172-1000 Fax: +886-2172-1322



Read	Limit	Over	APos	TPos	Remark	Pol/Phase	Note
Level	Line	Limit					
Factor							
dB/m	dBuV/m	dB	cm	deg			
1.72	42.89	54.00	-9.39	180	148 Average	Vertical	
58.97	42.99	54.00	47.96	180	148 Average	Vertical	
0.57	43.15	54.00	-10.28	180	148 Average	Vertical	

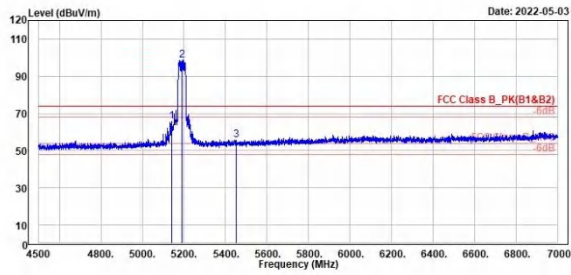
802.11ac VHT40

CH 38 (Horizontal) Peak

CH 38 (Vertical) Peak



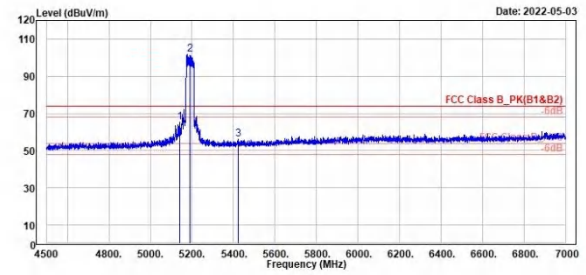
TUV Rheinland Taiwan Ltd.
No. 438-18, Sec. 2, Fenfiao, Linkou Dist., New Taipei City 244, Taiwan(R.O.C.)
Tel: +886-2172-1000 Fax: +886-2172-1322



Peak	Freq (MHz)	Level (dBuV/m)	Read Level (dBuV)	Factor (dB/m)	Limit Line (dBuV/m)	Over Limit (dB)	APos (cm)	TPos (deg)	Remark	Pol/Phase	Note
1	5142.00	65.63	22.79	42.84	74.00	-8.37	100	169	Peak	Horizontal	
2 *	5190.00	98.70	55.69	43.01	74.00	24.70	100	169	Peak	Horizontal	
3	5451.00	55.77	12.52	43.25	74.00	-18.23	100	169	Peak	Horizontal	



TUV Rheinland Taiwan Ltd.
No. 438-18, Sec. 2, Fenfiao, Linkou Dist., New Taipei City 244, Taiwan(R.O.C.)
Tel: +886-2172-1000 Fax: +886-2172-1322



Peak	Freq (MHz)	Level (dBuV/m)	Read Level (dBuV)	Factor (dB/m)	Limit Line (dBuV/m)	Over Limit (dB)	APos (cm)	TPos (deg)	Remark	Pol/Phase	Note
1	5141.50	65.20	22.36	42.84	74.00	-8.80	266	117	Peak	Vertical	
2 *	5190.00	101.65	58.64	43.01	74.00	27.65	266	117	Peak	Vertical	
3	5423.00	56.16	12.93	43.23	74.00	-17.84	266	117	Peak	Vertical	

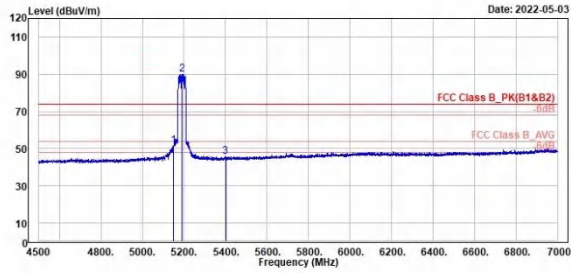
802.11ac VHT40

CH 38 (Horizontal) Average

CH 38 (Vertical) Average



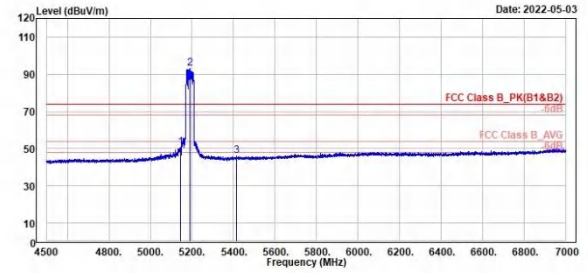
TÜV Rheinland Taiwan Ltd.
No. 438-18, Sec. 2, Fenfiao, Linkou Dist., New Taipei City 244, Taiwan(R.O.C.)
Tel: +886-2172-1000 Fax: +886-2172-1322



1	2	3	Read Level	Level Factor	Limit Line	Over Limit	APos	TPos	Remark	Pol/Phase	Note
MHz	dBuV/m	dBuV	dB/m	dBuV/m	dB	cm	deg				
5149.50	51.57	8.67	42.90	54.00	-2.43	100	169	Average	Horizontal		
5190.00	89.83	46.82	43.01	54.00	35.83	100	169	Average	Horizontal		
5400.50	45.56	2.35	43.21	54.00	-8.44	100	169	Average	Horizontal		



TÜV Rheinland Taiwan Ltd.
No. 438-18, Sec. 2, Fenfiao, Linkou Dist., New Taipei City 244, Taiwan(R.O.C.)
Tel: +886-2172-1000 Fax: +886-2172-1322



1	2	3	Read Level	Level Factor	Limit Line	Over Limit	APos	TPos	Remark	Pol/Phase	Note
MHz	dBuV/m	dBuV	dB/m	dBuV/m	dB	cm	deg				
5146.50	50.85	7.98	42.87	54.00	-3.15	266	117	Average	Vertical		
5190.00	92.99	49.98	43.01	54.00	38.99	266	117	Average	Vertical		
5413.50	45.86	2.64	43.22	54.00	-8.14	266	117	Average	Vertical		

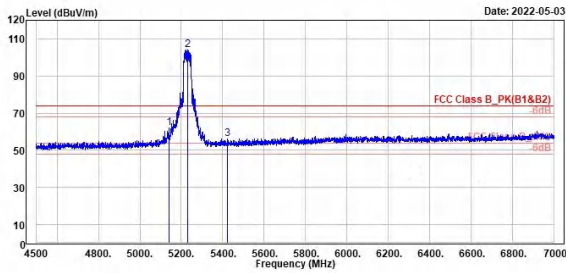
802.11ac VHT40

CH 46 (Horizontal) Peak

CH 46 (Vertical) Peak



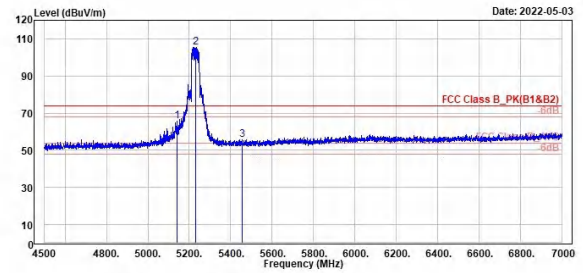
TÜV Rheinland Taiwan Ltd.
No. 458-18, Sec 2, Fenliiao, Linkou Dist., New Taipei City 244, Taiwan(R.O.C.)
Tel: +886-2172-1000 Fax: +886-2172-1322



1	2	3
Level	Level	Level
Factor	Factor	Factor
Limit	Limit	Limit
Over	Over	Over
APos	APos	APos
TPos	TPos	TPos
Remark	Remark	Remark
Pol/Phase	Pol/Phase	Pol/Phase
Note	Note	Note
5141.00	5230.00	5422.00
62.12	103.98	56.01
19.28	69.97	12.78
42.84	43.91	43.23
74.00	74.00	74.00
-11.88	29.98	-17.99
100	100	100
163	163	163
Peak	Peak	Peak
Horizontal	Horizontal	Horizontal



TÜV Rheinland Taiwan Ltd.
No. 458-18, Sec 2, Fenliiao, Linkou Dist., New Taipei City 244, Taiwan(R.O.C.)
Tel: +886-2172-1000 Fax: +886-2172-1322



1	2	3
Level	Level	Level
Factor	Factor	Factor
Limit	Limit	Limit
Over	Over	Over
APos	APos	APos
TPos	TPos	TPos
Remark	Remark	Remark
Pol/Phase	Pol/Phase	Pol/Phase
Note	Note	Note
5141.50	5230.00	5454.50
65.80	105.37	55.79
22.96	62.36	12.53
42.84	43.91	43.26
74.00	74.00	74.00
-9.20	31.37	-16.21
228	228	228
116	116	116
Peak	Peak	Peak
Vertical	Vertical	Vertical

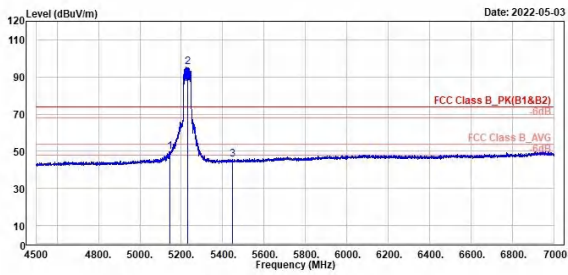
802.11ac VHT40

CH 46 (Horizontal) Average

CH 46 (Vertical) Average



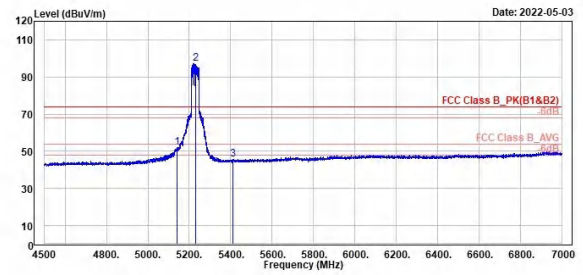
TÜV Rheinland Taiwan Ltd.
No. 458-18, Sec 2, Fenliao, Linkou Dist., New Taipei City 244, Taiwan(R.O.C.)
Tel: +886-2172-1000 Fax: +886-2172-1322



Read	Limit	Over	APos	TPos	Remark	Pol/Phase	Note				
Level	Line	Limit									
Factor											
dB/m	dBuV/m	dB	cm	deg							
1	5146.00	49.66	6.79	42.87	54.00	-4.34	100	163	Average	Horizontal	
2 *	5238.00	95.36	52.35	43.91	54.00	41.36	100	163	Average	Horizontal	
3	5446.50	45.56	2.31	43.25	54.00	-8.44	100	163	Average	Horizontal	



TÜV Rheinland Taiwan Ltd.
No. 458-18, Sec 2, Fenliao, Linkou Dist., New Taipei City 244, Taiwan(R.O.C.)
Tel: +886-2172-1000 Fax: +886-2172-1322



Read	Limit	Over	APos	TPos	Remark	Pol/Phase	Note				
Level	Line	Limit									
Factor											
dB/m	dBuV/m	dB	cm	deg							
1	5141.00	52.06	9.22	42.84	54.00	-1.94	228	116	Average	Vertical	
2 *	5238.00	97.15	54.14	43.81	54.00	43.15	228	116	Average	Vertical	
3	5418.50	45.77	2.55	43.22	54.00	-8.23	228	116	Average	Vertical	

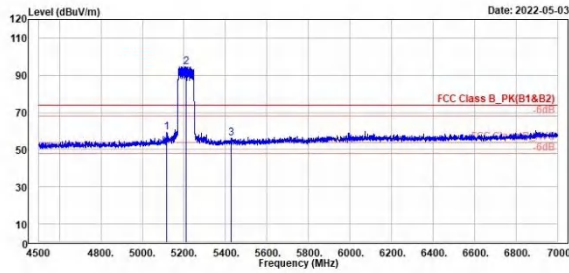
802.11ac VHT80

CH 42 (Horizontal) Peak

CH 42 (Vertical) Peak



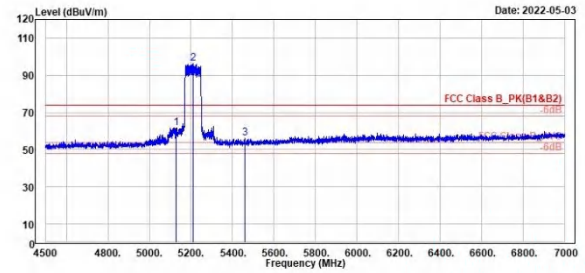
TUV Rheinland Taiwan Ltd.
No. 438-18, Sec 2, Penfiao, Linkou Dist., New Taipei City 244, Taiwan(R.O.C.)
Tel: +886-2172-1000 Fax: +886-2172-1322



Peak	Freq (MHz)	Level (dBuV/m)	Read Level (dBuV)	Level Factor (dB/m)	Limit Line (dBuV/m)	Over Limit (dB)	APos (cm)	TPos (deg)	Remark	Pol/Phase	Note
1	5118.00	59.11	16.43	42.68	74.00	-14.89	100	164	Peak	Horizontal	
2	5218.00	94.51	51.48	43.03	74.00	20.51	100	164	Peak	Horizontal	
3	5429.00	56.15	12.92	43.23	74.00	-17.85	100	164	Peak	Horizontal	



TUV Rheinland Taiwan Ltd.
No. 438-18, Sec 2, Penfiao, Linkou Dist., New Taipei City 244, Taiwan(R.O.C.)
Tel: +886-2172-1000 Fax: +886-2172-1322



Peak	Freq (MHz)	Level (dBuV/m)	Read Level (dBuV)	Level Factor (dB/m)	Limit Line (dBuV/m)	Over Limit (dB)	APos (cm)	TPos (deg)	Remark	Pol/Phase	Note
1	5138.50	61.80	19.04	42.76	74.00	-12.20	239	116	Peak	Vertical	
2	5218.00	96.25	53.22	43.03	74.00	22.25	239	116	Peak	Vertical	
3	5468.00	56.18	12.92	43.26	74.00	-17.82	239	116	Peak	Vertical	

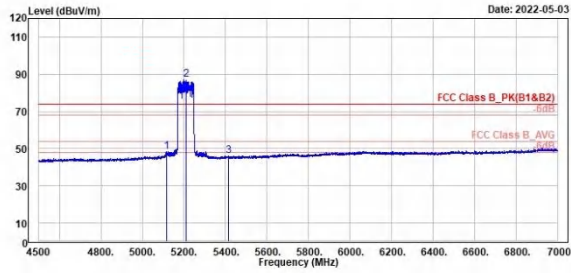
802.11ac VHT80

CH 42 (Horizontal) Average

CH 42 (Vertical) Average



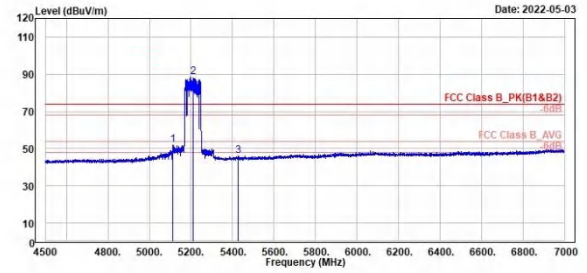
TUV Rheinland Taiwan Ltd.
No. 438-18, Sec 2, Penfiao, Linkou Dist., New Taipei City 244, Taiwan(R.O.C.)
Tel: +886-2172-1000 Fax: +886-2172-1322



Read	Limit	Over	APos	TPos	Remark	Pol/Phase	Note	
Freq	Level	Level Factor	Line	Limit	dB	cm	deg	
MHz	dBuV/m	dBuV	dB/m	dBuV/m	dB	cm	deg	
1	5115.00	48.47	5.81	42.66	54.00	-5.53	100	164 Average Horizontal
2	5210.00	87.21	44.18	43.03	54.00	33.21	100	164 Average Horizontal
3	5414.50	46.08	2.86	43.22	54.00	-7.92	100	164 Average Horizontal



TUV Rheinland Taiwan Ltd.
No. 438-18, Sec 2, Penfiao, Linkou Dist., New Taipei City 244, Taiwan(R.O.C.)
Tel: +886-2172-1000 Fax: +886-2172-1322



Read	Limit	Over	APos	TPos	Remark	Pol/Phase	Note	
Freq	Level	Level Factor	Line	Limit	dB	cm	deg	
MHz	dBuV/m	dBuV	dB/m	dBuV/m	dB	cm	deg	
1	5112.50	51.82	9.17	42.65	54.00	-2.18	239	116 Average Vertical
2	5210.00	88.41	45.28	43.03	54.00	34.41	239	116 Average Vertical
3	5425.50	45.95	2.72	43.23	54.00	-8.05	239	116 Average Vertical

Mask, 4.5GHz ~ 7GHz
U-NII-3

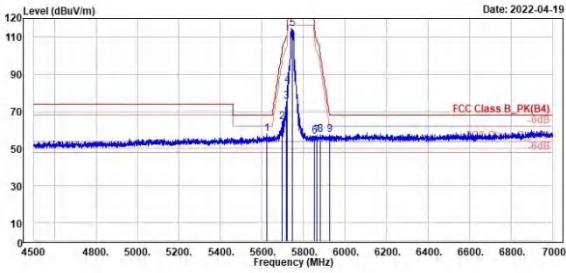
802.11a

CH 149 (Horizontal) Peak

CH 149 (Vertical) Peak



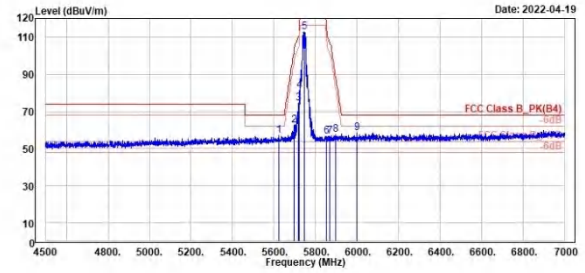
TÜV Rheinland Taiwan Ltd.
No. 458-18, Sec 2, Fenfiao, Linkou Dist., New Taipei City 244, Taiwan(R.O.C.)
Tel: +886-2172-1100 Fax: +886-2172-1322



Peak	Freq (MHz)	Level (dBuV/m)	Read Level (dBuV)	Level Factor (dB/m)	Limit (dBuV/m)	Over Limit (dB)	APos (cm)	TPos (deg)	Remark	Pol/Phase	Note
1	5622.50	57.78	14.38	43.40	68.20	-10.42	194	158	Peak	Horizontal	
2	5698.00	64.33	20.68	43.65	103.73	-39.40	194	158	Peak	Horizontal	
3	5718.00	75.46	31.78	43.68	110.24	-34.78	194	158	Peak	Horizontal	
4	5722.50	83.73	40.05	43.68	116.50	-32.77	194	158	Peak	Horizontal	
5	5745.00	114.53	70.83	43.70	122.20	-7.67	194	158	Peak	Horizontal	
6	5854.00	56.75	12.74	44.01	113.00	-56.33	194	158	Peak	Horizontal	
7	5863.00	56.90	12.87	44.03	108.55	-51.66	194	158	Peak	Horizontal	
8	5880.50	57.54	13.46	44.08	101.11	-43.57	194	158	Peak	Horizontal	
9	5925.50	57.61	13.40	44.21	68.20	-10.59	194	158	Peak	Horizontal	



TÜV Rheinland Taiwan Ltd.
No. 458-18, Sec 2, Fenfiao, Linkou Dist., New Taipei City 244, Taiwan(R.O.C.)
Tel: +886-2172-1100 Fax: +886-2172-1322



Peak	Freq (MHz)	Level (dBuV/m)	Read Level (dBuV)	Level Factor (dB/m)	Limit (dBuV/m)	Over Limit (dB)	APos (cm)	TPos (deg)	Remark	Pol/Phase	Note
1	5625.00	57.16	13.76	43.40	68.20	-11.04	112	135	Peak	Vertical	
2	5698.00	62.46	18.81	43.65	103.73	-41.27	112	135	Peak	Vertical	
3	5718.00	74.44	30.76	43.68	110.24	-35.80	112	135	Peak	Vertical	
4	5722.50	81.09	37.41	43.68	116.50	-35.41	112	135	Peak	Vertical	
5	5745.00	112.79	69.09	43.70	122.20	-9.41	112	135	Peak	Vertical	
6	5853.00	56.66	12.65	44.01	115.36	-58.70	112	135	Peak	Vertical	
7	5867.00	56.54	12.50	44.04	107.44	-50.90	112	135	Peak	Vertical	
8	5898.50	57.57	13.44	44.13	87.77	-30.20	112	135	Peak	Vertical	
9	5998.00	58.37	13.76	44.61	68.20	-9.83	112	135	Peak	Vertical	

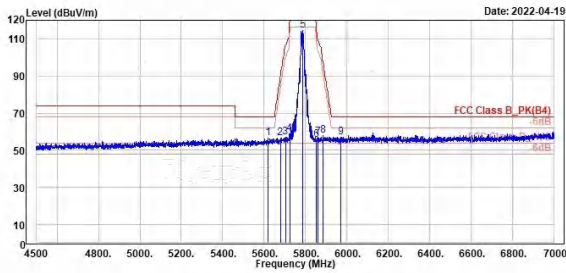
802.11a

CH 157 (Horizontal) Peak

CH 157 (Vertical) Peak



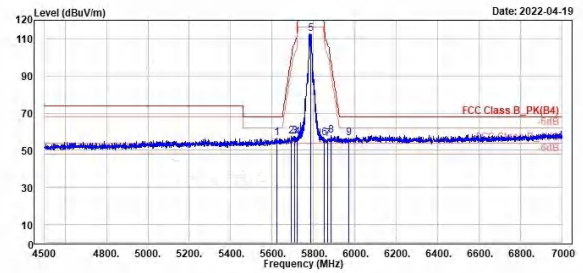
TÜV Rheinland Taiwan Ltd.
No. 458-18, Sec 2, Fenliao, Linkou Dist., New Taipei City 244, Taiwan(R.O.C.)
Tel: +886-2172-1000 Fax: +886-2172-1322



1	2	3	4	5	6	7	8	9	
Read Level	Read Level	Factor	Limit Line	Over Limit	APos	TPos	Remark	Pol/Phase	Note
MHz	dBuV/m	dBuV	dB/m	dBuV/m	dB	cm	deg		
5620.00	56.52	13.12	43.40	68.20	-11.68	172	158 Peak	Horizontal	
5678.50	56.72	13.16	43.56	89.33	-32.61	172	158 Peak	Horizontal	
5783.00	57.15	13.48	43.67	106.84	-48.89	172	158 Peak	Horizontal	
5723.50	58.75	15.07	43.68	118.78	-60.03	172	158 Peak	Horizontal	
5785.00	114.61	70.80	43.81	122.20	-7.59	172	158 Peak	Horizontal	
5852.00	55.88	11.89	43.99	117.64	-61.76	172	158 Peak	Horizontal	
5861.00	56.95	12.93	44.02	109.12	-52.17	172	158 Peak	Horizontal	
5884.00	57.72	13.63	44.09	98.52	-40.80	172	158 Peak	Horizontal	
5972.00	57.17	12.74	44.43	68.20	-11.03	172	158 Peak	Horizontal	



TÜV Rheinland Taiwan Ltd.
No. 458-18, Sec 2, Fenliao, Linkou Dist., New Taipei City 244, Taiwan(R.O.C.)
Tel: +886-2172-1000 Fax: +886-2172-1322



1	2	3	4	5	6	7	8	9	
Read Level	Read Level	Factor	Limit Line	Over Limit	APos	TPos	Remark	Pol/Phase	Note
MHz	dBuV/m	dBuV	dB/m	dBuV/m	dB	cm	deg		
5622.50	56.42	13.02	43.40	68.20	-11.78	111	138 Peak	Vertical	
5694.50	57.29	13.65	43.64	101.15	-43.86	111	138 Peak	Vertical	
5789.00	57.66	13.99	43.67	107.72	-50.06	111	138 Peak	Vertical	
5720.50	56.84	13.16	43.68	111.94	-55.10	111	138 Peak	Vertical	
5785.00	112.80	68.99	43.81	122.20	-9.40	111	138 Peak	Vertical	
5850.50	56.43	12.44	43.99	121.00	-64.63	111	138 Peak	Vertical	
5870.00	56.33	12.28	44.05	106.60	-50.27	111	138 Peak	Vertical	
5884.50	58.00	13.91	44.09	98.15	-40.15	111	138 Peak	Vertical	
5969.00	56.60	12.20	44.40	68.20	-11.60	111	138 Peak	Vertical	

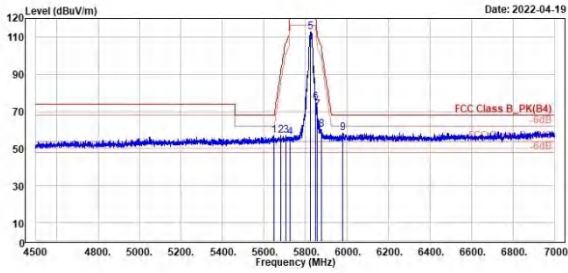
802.11a

CH 165 (Horizontal) Peak

CH 165 (Vertical) Peak



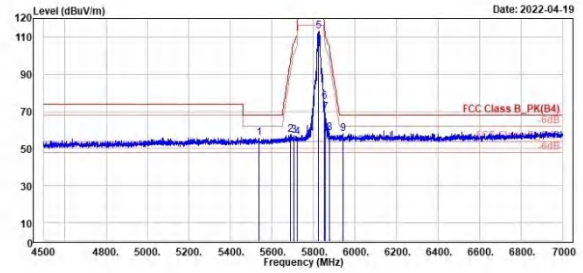
TÜV Rheinland Taiwan Ltd.
No. 458-18, Sec. 2, Fenfiao, Linkou Dist., New Taipei City 244, Taiwan(R.O.C.)
Tel: +886-2172-1000 Fax: +886-2172-1322



	Read	Limit	Over	APos	TPos	Remark	Pol/Phase	Note	
1	5647.50	56.82	13.40	43.42	68.20	-11.38	131	167 Peak	Horizontal
2	5681.00	57.25	13.68	43.57	91.18	-33.93	131	167 Peak	Horizontal
3	5783.50	56.83	13.16	43.67	106.18	-49.35	131	167 Peak	Horizontal
4	5724.50	56.33	12.64	43.69	121.06	-64.73	131	167 Peak	Horizontal
5	5825.00	112.87	68.95	43.92	122.20	-9.33	131	167 Peak	Horizontal
6	5856.00	74.68	38.89	43.99	122.20	-47.32	131	167 Peak	Horizontal
7	5855.00	70.83	26.82	44.01	116.80	-30.97	131	167 Peak	Horizontal
8	5875.00	60.40	16.34	44.06	105.20	-44.88	131	167 Peak	Horizontal
9	5979.00	58.21	13.74	44.47	68.20	-9.99	131	167 Peak	Horizontal



TÜV Rheinland Taiwan Ltd.
No. 458-18, Sec. 2, Fenfiao, Linkou Dist., New Taipei City 244, Taiwan(R.O.C.)
Tel: +886-2172-1000 Fax: +886-2172-1322



	Read	Limit	Over	APos	TPos	Remark	Pol/Phase	Note	
1	5537.50	55.54	12.14	43.48	68.20	-12.66	100	135 Peak	Vertical
2	5689.00	57.54	13.92	43.62	97.09	-39.55	100	135 Peak	Vertical
3	5704.00	57.19	13.52	43.67	106.32	-49.13	100	135 Peak	Vertical
4	5721.50	56.29	12.61	43.68	114.22	-57.93	100	135 Peak	Vertical
5	5825.00	113.15	69.23	43.92	122.20	-9.05	100	135 Peak	Vertical
6	5856.50	75.42	31.43	43.99	121.06	-45.64	100	135 Peak	Vertical
7	5856.00	69.13	25.12	44.01	110.52	-43.39	100	135 Peak	Vertical
8	5875.50	58.32	14.26	44.06	104.83	-46.51	100	135 Peak	Vertical
9	5942.00	58.02	13.77	44.25	68.20	-10.18	100	135 Peak	Vertical

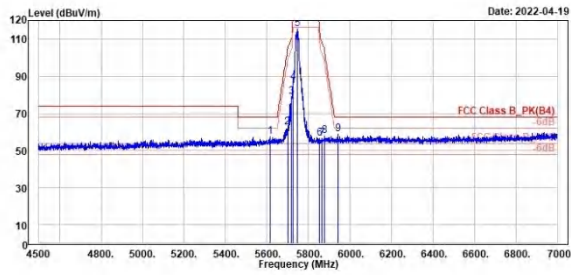
802.11ac VHT20

CH 149 (Horizontal) Peak

CH 149 (Vertical) Peak



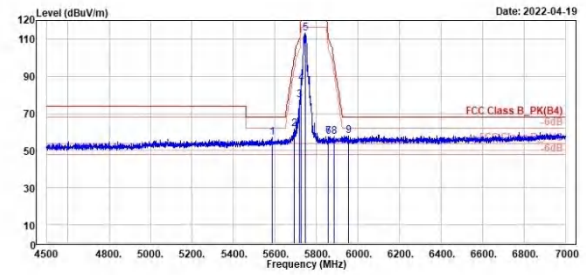
TÜV Rheinland Taiwan Ltd.
No. 458-18, Sec 2, Fenfiao, Linkou Dist., New Taipei City 244, Taiwan(R.O.C.)
Tel: +886-2172-1100 Fax: +886-2172-1322



Peak	Freq (MHz)	Level (dBuV/m)	Read Level (dBuV)	Level Factor (dB/m)	Limit Line (dBuV/m)	Over Limit (dB)	APos (cm)	TPos (deg)	Remark	Pol/Phase	Note
1	5615.58	57.62	14.23	43.39	68.20	-10.58	185	160	Peak	Horizontal	
2	5699.00	62.31	18.65	43.66	104.46	-42.15	185	160	Peak	Horizontal	
3	5719.00	78.88	35.20	43.68	110.52	-31.64	185	160	Peak	Horizontal	
4	5724.00	86.51	42.82	43.69	119.92	-33.41	185	160	Peak	Horizontal	
5	5745.00	115.26	71.56	43.70	122.20	-6.94	185	160	Peak	Horizontal	
6	5831.58	56.41	12.42	43.99	118.78	-62.37	185	160	Peak	Horizontal	
7	5855.58	56.78	12.74	44.04	107.85	-51.08	185	160	Peak	Horizontal	
8	5876.00	57.93	13.87	44.06	104.46	-46.53	185	160	Peak	Horizontal	
9	5940.58	58.71	14.46	44.25	68.20	-9.49	185	160	Peak	Horizontal	



TÜV Rheinland Taiwan Ltd.
No. 458-18, Sec 2, Fenfiao, Linkou Dist., New Taipei City 244, Taiwan(R.O.C.)
Tel: +886-2172-1100 Fax: +886-2172-1322



Peak	Freq (MHz)	Level (dBuV/m)	Read Level (dBuV)	Level Factor (dB/m)	Limit Line (dBuV/m)	Over Limit (dB)	APos (cm)	TPos (deg)	Remark	Pol/Phase	Note
1	5587.00	57.04	13.64	43.40	68.20	-11.16	113	136	Peak	Vertical	
2	5694.50	61.55	17.91	43.64	101.15	-39.60	113	136	Peak	Vertical	
3	5719.00	77.03	33.35	43.68	110.52	-33.49	113	136	Peak	Vertical	
4	5724.00	86.16	42.47	43.69	119.92	-33.76	113	136	Peak	Vertical	
5	5745.00	113.12	69.42	43.70	122.20	-9.08	113	136	Peak	Vertical	
6	5855.00	57.43	13.42	44.01	110.80	-53.37	113	136	Peak	Vertical	
7	5855.00	57.43	13.42	44.01	110.80	-53.37	113	136	Peak	Vertical	
8	5885.00	57.59	13.50	44.09	97.77	-40.18	113	136	Peak	Vertical	
9	5955.00	57.92	13.61	44.31	68.20	-10.28	113	136	Peak	Vertical	

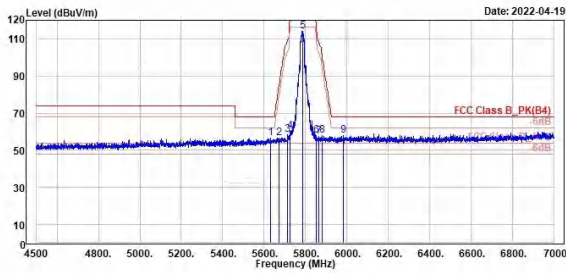
802.11ac VHT20

CH 157 (Horizontal) Peak

CH 157 (Vertical) Peak



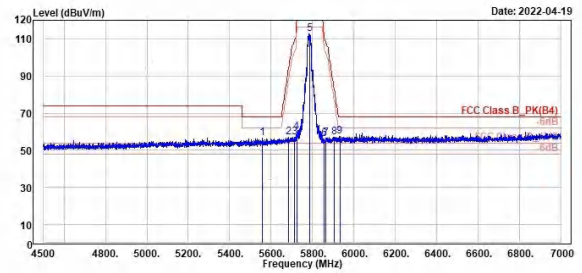
TÜV Rheinland Taiwan Ltd.
No. 458-18, Sec 2, Fenliao, Linkou Dist., New Taipei City 244, Taiwan(R.O.C.)
Tel: +886-2172-1000 Fax: +886-2172-1322



Peak	Freq	Level	Read	Limit	Over	APos	TPos	Remark	Pol/Phase	Note
	MHz	dBuV/m	dBuV	dB/m	dBuV/m	dB	cm	deg		
1	5631.50	56.36	12.95	43.41	68.20	-11.84	201	160 Peak	Horizontal	
2	5673.00	56.77	13.24	43.53	85.25	-28.49	201	160 Peak	Horizontal	
3	5713.50	58.23	14.55	43.68	108.98	-50.75	201	160 Peak	Horizontal	
4	5724.50	60.39	16.70	43.69	121.06	-60.67	201	160 Peak	Horizontal	
5	5785.00	114.28	70.47	43.81	122.20	-7.92	201	160 Peak	Horizontal	
6	5854.00	57.74	13.73	44.01	113.08	-55.34	201	160 Peak	Horizontal	
7	5864.50	57.63	13.60	44.03	108.14	-50.51	201	160 Peak	Horizontal	
8	5881.00	57.78	13.70	44.08	100.74	-42.96	201	160 Peak	Horizontal	
9	5984.00	58.02	13.51	44.51	68.20	-10.18	201	160 Peak	Horizontal	



TÜV Rheinland Taiwan Ltd.
No. 458-18, Sec 2, Fenliao, Linkou Dist., New Taipei City 244, Taiwan(R.O.C.)
Tel: +886-2172-1000 Fax: +886-2172-1322



Peak	Freq	Level	Read	Limit	Over	APos	TPos	Remark	Pol/Phase	Note
	MHz	dBuV/m	dBuV	dB/m	dBuV/m	dB	cm	deg		
1	5557.50	56.48	13.05	43.43	68.20	-11.72	111	137 Peak	Vertical	
2	5685.50	57.02	13.43	43.59	94.50	-37.48	111	137 Peak	Vertical	
3	5714.50	56.98	13.30	43.68	109.26	-52.28	111	137 Peak	Vertical	
4	5723.50	59.75	16.07	43.68	118.78	-59.03	111	137 Peak	Vertical	
5	5785.00	112.06	69.05	43.81	122.20	-9.34	111	137 Peak	Vertical	
6	5855.00	55.97	11.96	44.01	110.00	-54.03	111	137 Peak	Vertical	
7	5865.50	56.66	12.63	44.03	108.42	-51.76	111	137 Peak	Vertical	
8	5907.00	57.12	12.97	44.15	81.48	-24.36	111	137 Peak	Vertical	
9	5932.00	57.49	13.27	44.22	68.20	-10.71	111	137 Peak	Vertical	

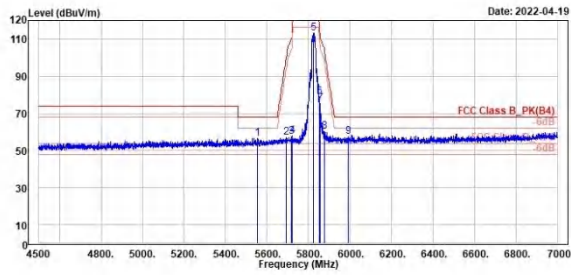
802.11ac VHT20

CH 165 (Horizontal) Peak

CH 165 (Vertical) Peak



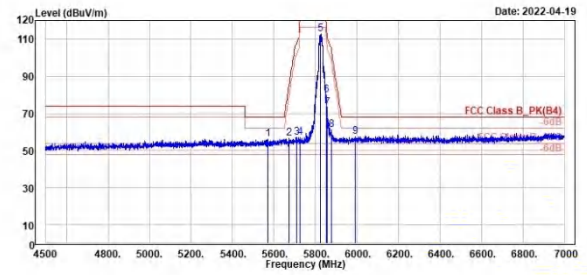
TÜV Rheinland Taiwan Ltd.
No. 458-18, Sec. 2, Fenfiao, Linkou Dist., New Taipei City 244, Taiwan(R.O.C.)
Tel: +886-2172-1000 Fax: +886-2172-1322



	Read	Limit	Over	APos	TPos	Remark	Pol/Phase	Note
Freq	Level	Level	Line	Limit	Limit			
MHz	dBuV/m	dBuV	dB/m	dBuV/m	dB			
1	5553.00	56.58	13.15	43.43	68.20	-11.62	173	153 Peak Horizontal
2	5691.50	57.22	13.59	43.63	98.93	-41.71	173	153 Peak Horizontal
3	5717.50	57.42	13.74	43.68	110.10	-52.68	173	153 Peak Horizontal
4	5723.00	57.80	14.12	43.68	117.64	-59.84	173	153 Peak Horizontal
5	5825.00	113.38	69.46	43.92	122.20	-8.82	173	153 Peak Horizontal
6	5850.50	79.13	35.14	43.99	121.06	-41.93	173	153 Peak Horizontal
7	5855.00	75.18	31.17	44.01	116.89	-35.62	173	153 Peak Horizontal
8	5875.00	60.35	16.29	44.06	105.20	-44.85	173	153 Peak Horizontal
9	5990.50	57.35	12.80	44.55	68.20	-10.85	173	153 Peak Horizontal



TÜV Rheinland Taiwan Ltd.
No. 458-18, Sec. 2, Fenfiao, Linkou Dist., New Taipei City 244, Taiwan(R.O.C.)
Tel: +886-2172-1000 Fax: +886-2172-1322



	Read	Limit	Over	APos	TPos	Remark	Pol/Phase	Note
Freq	Level	Level	Line	Limit	Limit			
MHz	dBuV/m	dBuV	dB/m	dBuV/m	dB			
1	5569.50	56.23	12.82	43.41	68.20	-11.97	100	138 Peak Vertical
2	5672.00	56.64	13.11	43.53	84.52	-27.88	100	138 Peak Vertical
3	5709.00	57.22	13.55	43.67	107.72	-50.50	100	138 Peak Vertical
4	5724.00	56.92	13.23	43.69	119.92	-63.00	100	138 Peak Vertical
5	5825.00	112.71	68.79	43.92	122.20	-9.49	100	138 Peak Vertical
6	5852.00	79.72	35.73	43.99	117.64	-37.92	100	138 Peak Vertical
7	5856.50	73.07	29.06	44.01	110.38	-37.31	100	138 Peak Vertical
8	5876.50	61.06	16.99	44.07	104.09	-43.03	100	138 Peak Vertical
9	5991.50	57.35	12.79	44.56	68.20	-10.85	100	138 Peak Vertical

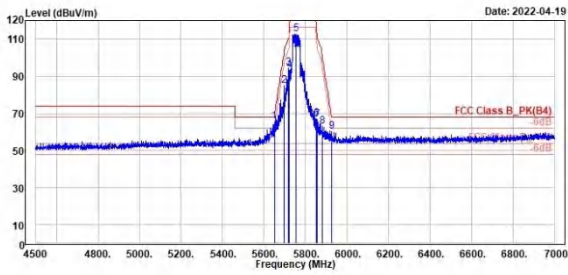
802.11ac VHT40

CH 151 (Horizontal) Peak

CH 151 (Vertical) Peak



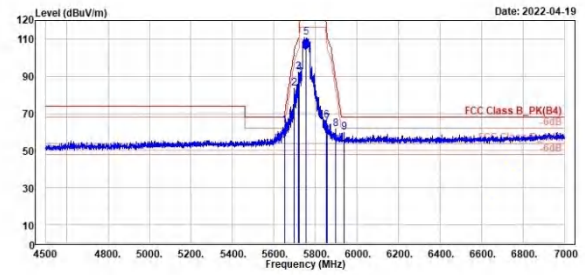
TÜV Rheinland Taiwan Ltd.
No. 458-18, Sec. 2, Fenfiao, Linkou Dist., New Taipei City 244, Taiwan(R.O.C.)
Tel: +886-2172-1000 Fax: +886-2172-1322



Read	Limit	Over	APos	TPos	Remark	Pol/Phase	Note
Level	Line	Limit	cm	deg			
dBuV/m	dBuV	dB/m	dBuV/m	dB			
1 5650.00	65.65	22.23	43.42	68.20	-2.55	179	157 Peak Horizontal
2 5697.50	85.87	41.42	43.65	103.36	-18.29	179	157 Peak Horizontal
3 5717.50	94.27	50.59	43.68	110.10	-15.83	179	157 Peak Horizontal
4 5720.50	92.97	49.29	43.68	111.94	-18.97	179	157 Peak Horizontal
5 5755.00	112.85	69.13	43.72	122.20	-9.35	179	157 Peak Horizontal
6 5851.50	67.05	23.06	43.99	118.78	-51.73	179	157 Peak Horizontal
7 5858.00	66.70	22.68	44.02	109.96	-43.26	179	157 Peak Horizontal
8 5880.00	62.74	18.66	44.08	101.49	-38.75	179	157 Peak Horizontal
9 5925.50	60.13	15.92	44.21	68.20	-8.07	179	157 Peak Horizontal



TÜV Rheinland Taiwan Ltd.
No. 458-18, Sec. 2, Fenfiao, Linkou Dist., New Taipei City 244, Taiwan(R.O.C.)
Tel: +886-2172-1000 Fax: +886-2172-1322



Read	Limit	Over	APos	TPos	Remark	Pol/Phase	Note
Level	Line	Limit	cm	deg			
dBuV/m	dBuV	dB/m	dBuV/m	dB			
1 5650.00	63.42	20.00	43.42	68.20	-4.78	100	135 Peak Vertical
2 5698.00	83.63	39.98	43.65	103.73	-20.10	100	135 Peak Vertical
3 5717.50	92.26	48.58	43.68	110.10	-17.84	100	135 Peak Vertical
4 5722.50	91.66	47.98	43.68	116.50	-24.84	100	135 Peak Vertical
5 5755.00	110.74	67.02	43.72	122.20	-11.46	100	135 Peak Vertical
6 5851.00	66.19	22.20	43.99	119.92	-53.73	100	135 Peak Vertical
7 5858.00	64.40	20.47	44.02	109.96	-45.47	100	135 Peak Vertical
8 5899.00	61.53	17.40	44.13	87.40	-25.87	100	135 Peak Vertical
9 5938.00	59.62	15.37	44.25	68.20	-8.58	100	135 Peak Vertical

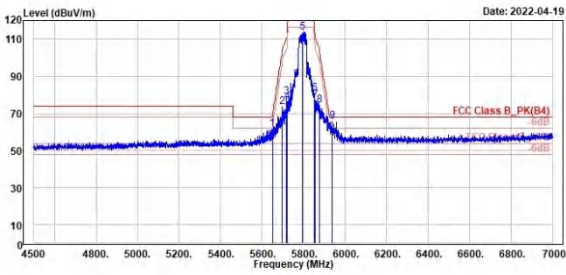
802.11ac VHT40

CH 159 (Horizontal) Peak

CH 159 (Vertical) Peak



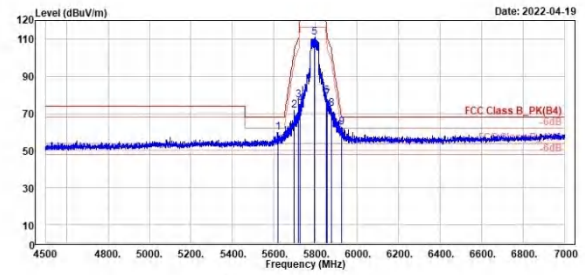
TÜV Rheinland Taiwan Ltd.
No. 438-18, Sec 2, Fenfiao, Linkou Dist., New Taipei City 244, Taiwan(R.O.C.)
Tel: +886-2172-1100 Fax: +886-2172-1322



	Read	Limit	Over	Apos	TPos	Remark	Pol/Phase	Note	
1	5650.00	61.79	18.37	43.42	68.20	-6.41	195	159 Peak	Horizontal
2	5697.50	71.37	29.72	43.65	103.36	-29.99	195	159 Peak	Horizontal
3	5717.50	79.02	35.34	43.68	110.10	-31.08	195	159 Peak	Horizontal
4	5722.50	76.27	32.59	43.68	116.50	-40.23	195	159 Peak	Horizontal
5	5795.00	113.55	69.71	43.84	122.20	-8.65	195	159 Peak	Horizontal
6	5853.00	80.94	36.93	44.01	115.36	-34.42	195	159 Peak	Horizontal
7	5858.00	77.22	33.20	44.02	109.96	-32.74	195	159 Peak	Horizontal
8	5877.50	74.49	30.42	44.07	103.34	-28.85	195	159 Peak	Horizontal
9	5937.50	65.84	21.60	44.24	68.20	-2.36	195	159 Peak	Horizontal



TÜV Rheinland Taiwan Ltd.
No. 438-18, Sec 2, Fenfiao, Linkou Dist., New Taipei City 244, Taiwan(R.O.C.)
Tel: +886-2172-1100 Fax: +886-2172-1322



	Read	Limit	Over	Apos	TPos	Remark	Pol/Phase	Note	
1	5617.50	59.80	16.41	43.39	68.20	-8.40	100	135 Peak	Vertical
2	5697.50	71.65	28.00	43.65	103.36	-31.71	100	135 Peak	Vertical
3	5717.50	76.91	33.23	43.68	110.10	-33.19	100	135 Peak	Vertical
4	5725.00	74.83	31.14	43.69	122.20	-47.37	100	135 Peak	Vertical
5	5795.00	111.05	67.21	43.84	122.20	-11.15	100	135 Peak	Vertical
6	5853.00	79.45	35.44	44.01	114.22	-34.77	100	135 Peak	Vertical
7	5858.00	77.41	33.39	44.02	109.96	-32.55	100	135 Peak	Vertical
8	5878.50	72.33	28.25	44.08	102.60	-30.27	100	135 Peak	Vertical
9	5925.50	62.39	18.18	44.21	68.20	-5.81	100	135 Peak	Vertical

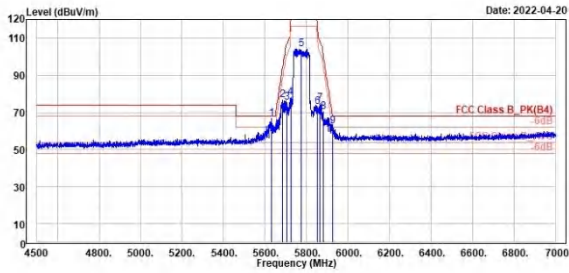
802.11ac VHT80

CH 155 (Horizontal) Peak

CH 155 (Vertical) Peak



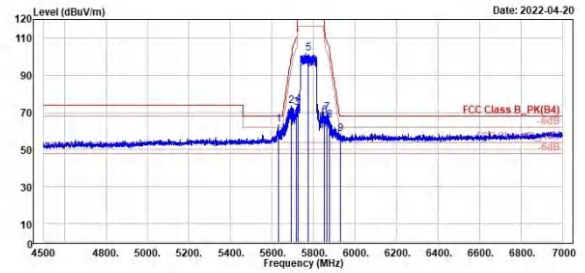
TÜV Rheinland Taiwan Ltd.
No. 438-18, Sec. 2, Fenfiao, Linkou Dist., New Taipei City 244, Taiwan(R.O.C.)
Tel: +886-2172-1000 Fax: +886-2172-1322



Freq	Level	Read	Limit	Over	APos	TPos	Remark	Pol/Phase	Note
MHz	dBuV/m	dBuV	dB/m	dBuV/m	dB	cm	deg		
1	5630.50	66.58	23.17	43.41	68.20	-1.62	196	162 Peak	Horizontal
2	5686.00	76.86	33.27	43.59	94.87	-18.01	196	162 Peak	Horizontal
3	5786.00	75.35	31.68	43.67	106.88	-31.53	196	162 Peak	Horizontal
4	5723.50	78.03	34.35	43.68	118.78	-40.75	196	162 Peak	Horizontal
5	5775.00	104.25	60.47	43.78	122.20	-17.95	196	162 Peak	Horizontal
6	5850.50	72.87	28.88	43.99	121.06	-48.19	196	162 Peak	Horizontal
7	5864.50	74.97	30.94	44.03	108.14	-33.17	196	162 Peak	Horizontal
8	5879.00	70.42	26.34	44.08	102.23	-31.81	196	162 Peak	Horizontal
9	5927.00	62.60	18.39	44.21	68.20	-5.60	196	162 Peak	Horizontal



TÜV Rheinland Taiwan Ltd.
No. 438-18, Sec. 2, Fenfiao, Linkou Dist., New Taipei City 244, Taiwan(R.O.C.)
Tel: +886-2172-1000 Fax: +886-2172-1322



Freq	Level	Read	Limit	Over	APos	TPos	Remark	Pol/Phase	Note
MHz	dBuV/m	dBuV	dB/m	dBuV/m	dB	cm	deg		
1	5631.00	63.20	19.79	43.41	68.20	-5.00	100	148 Peak	Vertical
2	5693.00	73.37	29.74	43.63	100.04	-26.67	100	148 Peak	Vertical
3	5718.00	72.61	28.93	43.68	110.24	-37.63	100	148 Peak	Vertical
4	5725.00	74.34	30.65	43.69	122.20	-47.86	100	148 Peak	Vertical
5	5775.00	101.60	57.82	43.78	122.20	-20.60	100	148 Peak	Vertical
6	5855.50	68.07	24.06	44.01	114.22	-46.15	100	148 Peak	Vertical
7	5865.50	69.89	25.85	44.04	107.96	-37.07	100	148 Peak	Vertical
8	5878.50	65.59	21.51	44.08	102.60	-37.01	100	148 Peak	Vertical
9	5928.50	58.31	14.09	44.22	68.20	-9.89	100	148 Peak	Vertical

Spurious Emissions, Tx Mode, 1GHz ~ 40GHz
U-NII-1

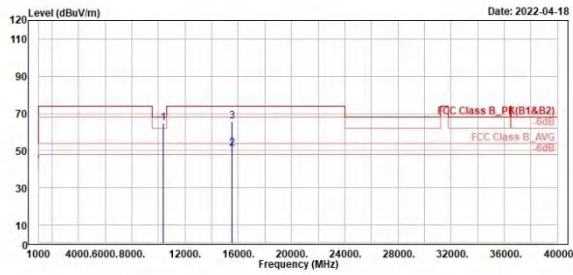
802.11a

CH 36 (Horizontal)

CH 36 (Vertical)



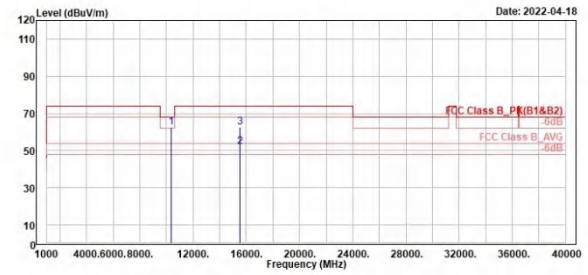
TÜV Rheinland Taiwan Ltd.
No. 438-18, Sec. 2, Fenfiao, Linkou Dist., New Taipei City 244, Taiwan(R.O.C.)
Tel: +886-2172-1000 Fax: +886-2172-1322



Read	Limit	Over	Apos	TPos	Remark	Pol/Phase	Note
Level	Line	Limit					
Factor							
dB/m	dBuV/m	dB	cm	deg			
1 18369.00	64.86	68.37	-3.51	68.28	-3.34	198	273 Peak Horizontal
2 15540.00	51.30	47.59	3.71	54.00	-2.70	180	129 Average Horizontal
3 15540.00	65.63	61.92	3.71	74.00	-8.37	180	129 Peak Horizontal



TÜV Rheinland Taiwan Ltd.
No. 438-18, Sec. 2, Fenfiao, Linkou Dist., New Taipei City 244, Taiwan(R.O.C.)
Tel: +886-2172-1000 Fax: +886-2172-1322



Read	Limit	Over	Apos	TPos	Remark	Pol/Phase	Note
Level	Line	Limit					
Factor							
dB/m	dBuV/m	dB	cm	deg			
1 18369.00	62.70	66.21	-3.51	66.20	-5.50	254	369 Peak Vertical
2 15540.00	51.86	48.15	3.71	54.00	-2.14	187	359 Average Vertical
3 15540.00	62.42	58.71	3.71	74.00	-11.58	187	359 Peak Vertical

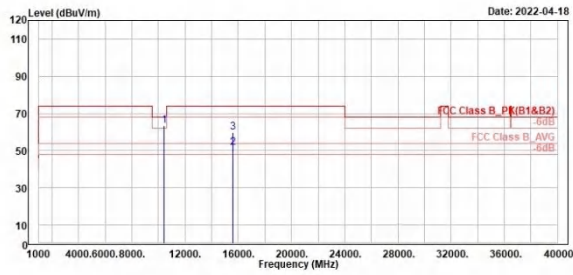
802.11a

CH 40 (Horizontal)

CH 40 (Vertical)



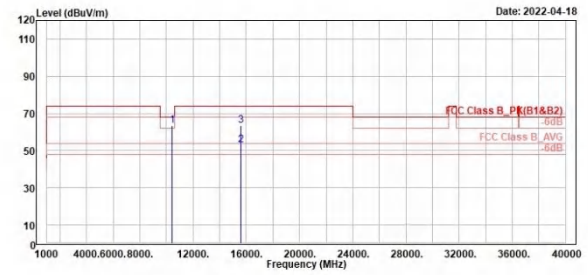
TUV Rheinland Taiwan Ltd.
No. 438-18, Sec 2, Penfiao, Linkou Dist., New Taipei City 244, Taiwan(R.O.C.)
Tel: +886-2172-1000 Fax: +886-2172-1322



Read	Limit	Over	Apos	TPos	Remark	Pol/Phase	Note
Level	Line	Limit	cm	deg			
Factor	dB/m	dB					
dBuV	dBuV/m	dB					
1 10400.00	63.47	66.89	-3.42	68.20	-4.73	280	114 Peak Horizontal
2 15600.00	51.68	47.98	3.62	54.00	-2.40	191	138 Average Horizontal
3 15600.00	59.72	56.10	3.62	74.00	-14.28	181	138 Peak Horizontal



TUV Rheinland Taiwan Ltd.
No. 438-18, Sec 2, Penfiao, Linkou Dist., New Taipei City 244, Taiwan(R.O.C.)
Tel: +886-2172-1000 Fax: +886-2172-1322



Read	Limit	Over	Apos	TPos	Remark	Pol/Phase	Note
Level	Line	Limit	cm	deg			
Factor	dB/m	dB					
dBuV	dBuV/m	dB					
1 10400.00	63.55	66.97	-3.42	68.20	-4.65	234	182 Peak Vertical
2 15600.00	52.82	49.28	3.62	54.00	-1.18	197	359 Average Vertical
3 15600.00	63.28	59.66	3.62	74.00	-10.72	197	359 Peak Vertical

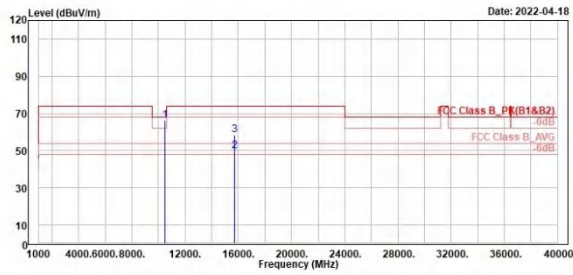
802.11a

CH 48 (Horizontal)

CH 48 (Vertical)



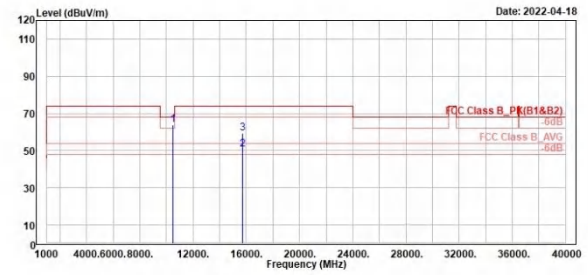
TUV Rheinland Taiwan Ltd.
No. 438-18, Sec. 2, Fenfiao, Linkou Dist., New Taipei City 244, Taiwan(R.O.C.)
Tel: +886-2172-1000 Fax: +886-2172-1322



Read	Limit	Over	APos	TPos	Remark	Pol/Phase	Note
Level	Line	Limit					
Factor							
dBuV	dBuV/m	dB	cm	deg			
69.54	68.28	-1.90	380	81	Peak	Horizontal	
45.67	54.00	-4.31	190	140	Average	Horizontal	
54.45	74.00	-15.53	100	140	Peak	Horizontal	



TUV Rheinland Taiwan Ltd.
No. 438-18, Sec. 2, Fenfiao, Linkou Dist., New Taipei City 244, Taiwan(R.O.C.)
Tel: +886-2172-1000 Fax: +886-2172-1322



Read	Limit	Over	APos	TPos	Remark	Pol/Phase	Note
Level	Line	Limit					
Factor							
dBuV	dBuV/m	dB	cm	deg			
67.22	68.28	-4.22	380	131	Peak	Vertical	
46.78	54.00	-3.20	192	357	Average	Vertical	
55.52	74.00	-14.46	192	357	Peak	Vertical	

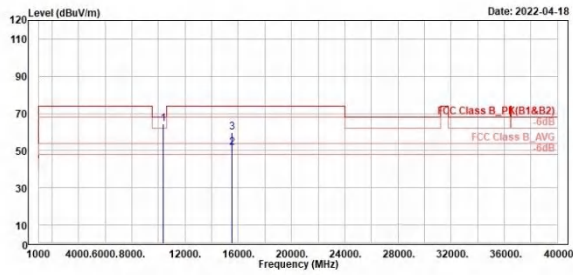
802.11ac VHT20

CH 36 (Horizontal)

CH 36 (Vertical)



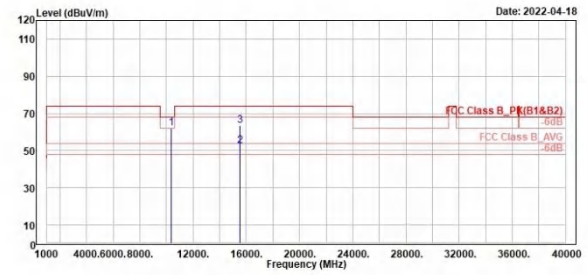
TUV Rheinland Taiwan Ltd.
No. 438-18, Sec. 2, Fenfiao, Linkou Dist., New Taipei City 244, Taiwan(R.O.C.)
Tel: +886-2172-1000 Fax: +886-2172-1322



Read	Limit	Over	Apos	TPos	Remark	Pol/Phase	Note
Level	Line	Limit					
Factor							
dB/m	dBuV/m	dB	cm	deg			
1 18360.00	64.34	67.85	-3.51	68.20	-3.86	200	183 Peak Horizontal
2 15540.00	51.36	47.65	3.71	54.00	-2.64	199	137 Average Horizontal
3 15540.00	59.72	56.01	3.71	74.00	-14.28	189	137 Peak Horizontal



TUV Rheinland Taiwan Ltd.
No. 438-18, Sec. 2, Fenfiao, Linkou Dist., New Taipei City 244, Taiwan(R.O.C.)
Tel: +886-2172-1000 Fax: +886-2172-1322



Read	Limit	Over	Apos	TPos	Remark	Pol/Phase	Note
Level	Line	Limit					
Factor							
dB/m	dBuV/m	dB	cm	deg			
1 18360.00	62.06	65.57	-3.51	68.20	-6.14	180	116 Peak Vertical
2 15540.00	52.66	48.95	3.71	54.00	-1.34	194	358 Average Vertical
3 15540.00	63.32	59.61	3.71	74.00	-10.68	194	358 Peak Vertical

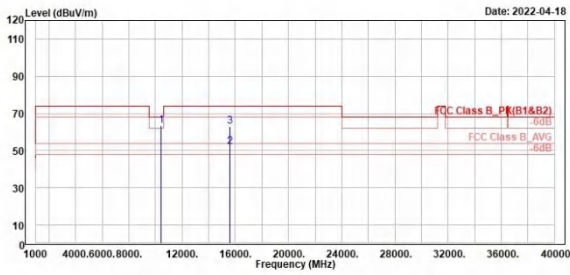
802.11ac VHT20

CH 40 (Horizontal)

CH 40 (Vertical)



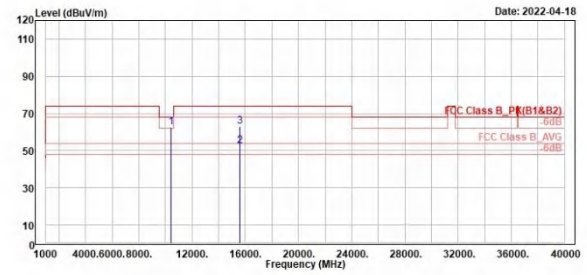
TUV Rheinland Taiwan Ltd.
No. 438-18, Sec 2, Penfiao, Linkou Dist., New Taipei City 244, Taiwan(R.O.C.)
Tel: +886-2172-1000 Fax: +886-2172-1322



Read	Limit	Over	APos	TPos	Remark	Pol/Phase	Note
Level	Line	Limit					
Factor							
Freq	Level	Factor	Limit	Over	APos	TPos	Remark
MHz	dBuV/m	dBuV	dB/m	dBuV/m	dB	cm	deg
1 10400.00	63.31	66.73	-3.42	68.20	-4.89	200	96 Peak Horizontal
2 15600.00	51.79	48.17	3.62	54.00	-2.21	188	138 Average Horizontal
3 15600.00	63.11	59.49	3.62	74.00	-10.89	188	138 Peak Horizontal



TUV Rheinland Taiwan Ltd.
No. 438-18, Sec 2, Penfiao, Linkou Dist., New Taipei City 244, Taiwan(R.O.C.)
Tel: +886-2172-1000 Fax: +886-2172-1322



Read	Limit	Over	APos	TPos	Remark	Pol/Phase	Note
Level	Line	Limit					
Factor							
Freq	Level	Factor	Limit	Over	APos	TPos	Remark
MHz	dBuV/m	dBuV	dB/m	dBuV/m	dB	cm	deg
1 10400.00	62.40	65.82	-3.42	68.20	-5.80	300	179 Peak Vertical
2 15600.00	52.34	48.72	3.62	54.00	-1.66	196	359 Average Vertical
3 15600.00	62.95	59.33	3.62	74.00	-11.05	196	359 Peak Vertical

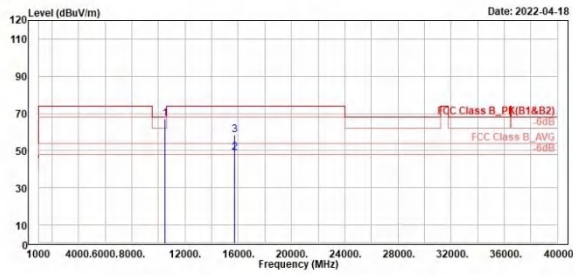
802.11ac VHT20

CH 48 (Horizontal)

CH 48 (Vertical)



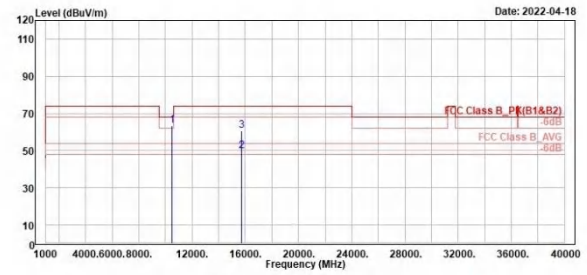
TÜV Rheinland Taiwan Ltd.
No. 438-18, Sec 2, Penfiao, Linkou Dist., New Taipei City 244, Taiwan(R.O.C.)
Tel: +886-2172-1000 Fax: +886-2172-1322



Read	Limit	Over	APos	TPos	Remark	Pol/Phase	Note
Level	Line	Limit					
Factor							
dB/m	dBuV/m	dB	cm	deg			
1 10480.00	66.09	76.13	-3.24	68.20	-1.31	300	76 Peak Horizontal
2 15720.00	48.73	44.71	4.02	54.00	-5.27	100	140 Average Horizontal
3 15720.00	58.47	54.45	4.02	74.00	-15.53	100	140 Peak Horizontal



TÜV Rheinland Taiwan Ltd.
No. 438-18, Sec 2, Penfiao, Linkou Dist., New Taipei City 244, Taiwan(R.O.C.)
Tel: +886-2172-1000 Fax: +886-2172-1322



Read	Limit	Over	APos	TPos	Remark	Pol/Phase	Note
Level	Line	Limit					
Factor							
dB/m	dBuV/m	dB	cm	deg			
1 10480.00	63.36	66.60	-3.24	68.20	-4.84	100	333 Peak Vertical
2 15720.00	49.58	45.56	4.02	54.00	-4.42	196	358 Average Vertical
3 15720.00	60.67	56.65	4.02	74.00	-13.33	196	358 Peak Vertical

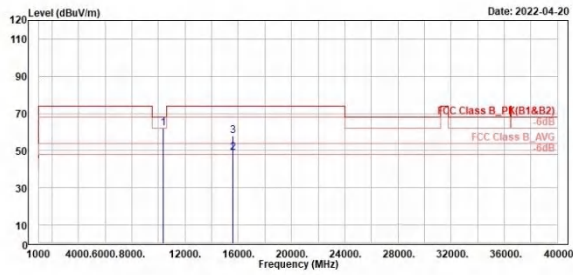
802.11ac VHT40

CH 38 (Horizontal)

CH 38 (Vertical)



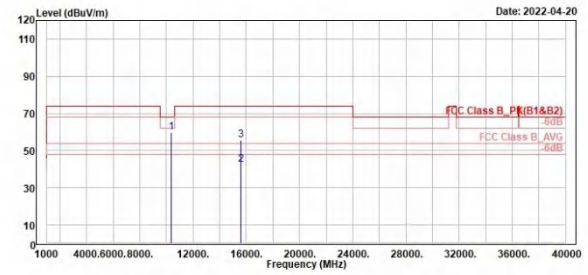
TUV Rheinland Taiwan Ltd.
No. 438-18, Sec. 2, Penfiao, Linkou Dist., New Taipei City 244, Taiwan(R.O.C.)
Tel: +886-2172-1000 Fax: +886-2172-1322



Read	Limit	Over	APos	TPos	Remark	Pol/Phase	Note
Level	Line	Limit					
Factor							
dB/m	dBuV/m	dB	cm	deg			
65.45	68.28	-6.22	100	64	Peak	Horizontal	
45.12	54.00	-5.22	100	106	Average	Horizontal	
54.20	74.00	-16.14	100	106	Peak	Horizontal	



TUV Rheinland Taiwan Ltd.
No. 438-18, Sec. 2, Penfiao, Linkou Dist., New Taipei City 244, Taiwan(R.O.C.)
Tel: +886-2172-1000 Fax: +886-2172-1322



Read	Limit	Over	APos	TPos	Remark	Pol/Phase	Note
Level	Line	Limit					
Factor							
dB/m	dBuV/m	dB	cm	deg			
63.23	68.28	-8.44	200	212	Peak	Vertical	
38.95	54.00	-11.39	100	58	Average	Vertical	
52.17	74.00	-18.17	100	58	Peak	Vertical	

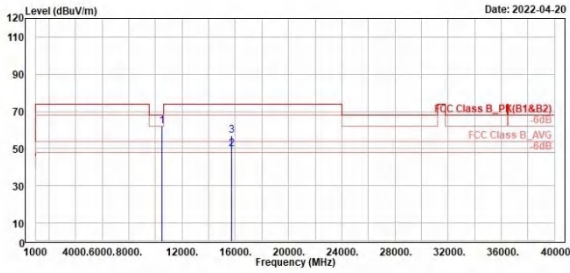
802.11ac VHT40

CH 46 (Horizontal)

CH 46 (Vertical)



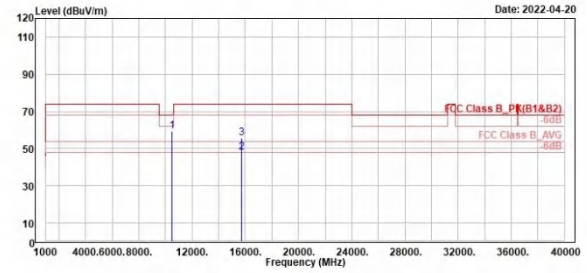
TUV Rheinland Taiwan Ltd.
No. 438-18, Sec. 2, Penfiao, Linkou Dist., New Taipei City 244, Taiwan(R.O.C.)
Tel: +886-2172-1000 Fax: +886-2172-1322



Read	Limit	Over	APos	TPos	Remark	Pol/Phase	Note
Level	Line	Limit					
Factor	dB/m	dB	cm	deg			
dBuV	dBuV/m	dB	cm	deg			
1 10460.00	62.21	65.49	-3.28	68.20	-5.99	100	86 Peak Horizontal
2 15698.00	49.65	45.72	3.93	54.00	-4.35	100	102 Average Horizontal
3 15698.00	57.03	53.10	3.93	74.00	-16.97	100	102 Peak Horizontal



TUV Rheinland Taiwan Ltd.
No. 438-18, Sec. 2, Penfiao, Linkou Dist., New Taipei City 244, Taiwan(R.O.C.)
Tel: +886-2172-1000 Fax: +886-2172-1322



Read	Limit	Over	APos	TPos	Remark	Pol/Phase	Note
Level	Line	Limit					
Factor	dB/m	dB	cm	deg			
dBuV	dBuV/m	dB	cm	deg			
1 10460.00	59.09	62.37	-3.28	68.20	-9.11	200	142 Peak Vertical
2 15698.00	47.84	43.91	3.93	54.00	-6.16	111	58 Average Vertical
3 15698.00	55.46	51.53	3.93	74.00	-18.54	111	58 Peak Vertical

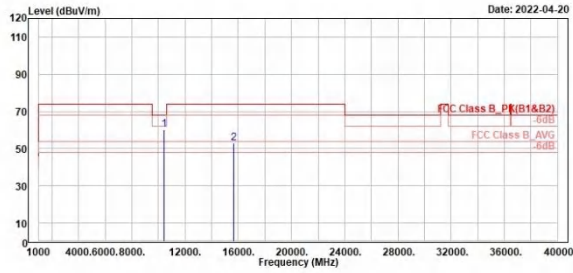
802.11ac VHT80

CH 42 (Horizontal)

CH 42 (Vertical)



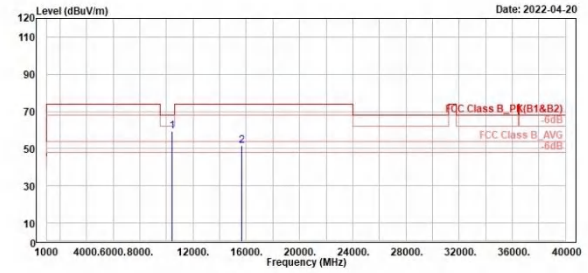
TÜV Rheinland Taiwan Ltd.
No. 438-18, Sec. 2, Fenfiao, Linkou Dist., New Taipei City 244, Taiwan(R.O.C.)
Tel: +886-2172-1000 Fax: +886-2172-1322



Read	Limit	Over	APos	TPos	Remark	Pol/Phase	Note
Level	Line	Limit					
Factor							
dB	dB	dB	cm	deg			
63.63	68.20	-7.95	100	64	Peak	Horizontal	
49.36	74.00	-20.92	100	114	Peak	Horizontal	



TÜV Rheinland Taiwan Ltd.
No. 438-18, Sec. 2, Fenfiao, Linkou Dist., New Taipei City 244, Taiwan(R.O.C.)
Tel: +886-2172-1000 Fax: +886-2172-1322



Read	Limit	Over	APos	TPos	Remark	Pol/Phase	Note
Level	Line	Limit					
Factor							
dB	dB	dB	cm	deg			
62.76	68.20	-8.82	200	142	Peak	Vertical	
47.94	74.00	-22.34	200	359	Peak	Vertical	

U-NII-3

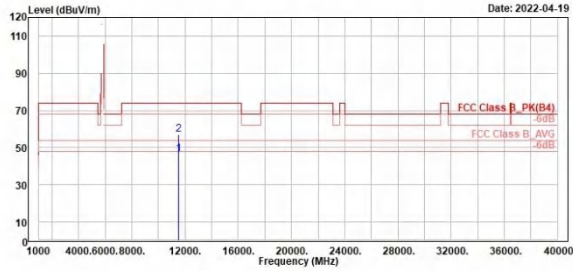
802.11a

CH 149 (Horizontal)

CH 149 (Vertical)



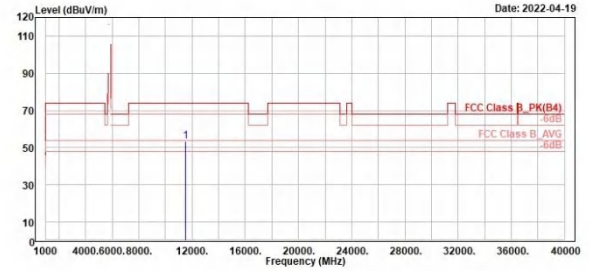
TUV Rheinland Taiwan Ltd.
No. 438-18, Sec 2, Penfiao, Linkou Dist., New Taipei City 244, Taiwan(R.O.C.)
Tel: +886-2172-1000 Fax: +886-2172-1322



1	2
11490.00	11490.00
46.56	56.37
47.77	56.18
-1.21	-1.21
54.00	74.00
-7.44	-17.03
101	101
69	69
Average	Peak
Horizontal	Horizontal



TUV Rheinland Taiwan Ltd.
No. 438-18, Sec 2, Penfiao, Linkou Dist., New Taipei City 244, Taiwan(R.O.C.)
Tel: +886-2172-1000 Fax: +886-2172-1322



1
11490.00
53.49
54.78
-1.21
74.00
-20.51
300
350
Peak
Vertical

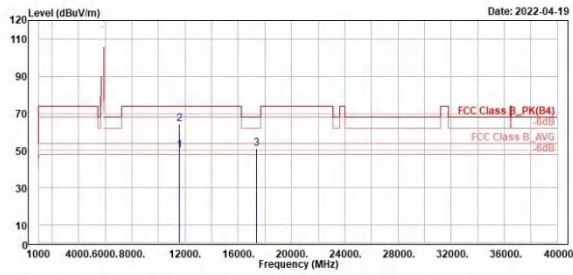
802.11a

CH 157 (Horizontal)

CH 157 (Vertical)



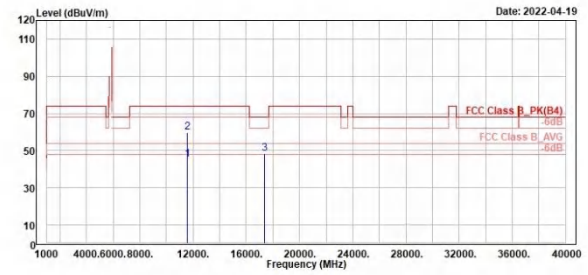
TÜV Rheinland Taiwan Ltd.
No. 438-18, Sec. 2, Fenfiao, Linkou Dist., New Taipei City 244, Taiwan(R.O.C.)
Tel: +886-2172-1000 Fax: +886-2172-1322



Read	Limit	Over	APos	TPos	Remark	Pol/Phase	Note
Level	Line	Limit					
Factor							
dB	dB	dB	cm	deg			
58.29	54.00	-3.71	100	60	Average	Horizontal	
64.44	74.00	-9.56	100	60	Peak	Horizontal	
51.17	68.20	-17.03	240	100	Peak	Horizontal	



TÜV Rheinland Taiwan Ltd.
No. 438-18, Sec. 2, Fenfiao, Linkou Dist., New Taipei City 244, Taiwan(R.O.C.)
Tel: +886-2172-1000 Fax: +886-2172-1322



Read	Limit	Over	APos	TPos	Remark	Pol/Phase	Note
Level	Line	Limit					
Factor							
dB	dB	dB	cm	deg			
44.95	54.00	-9.05	170	331	Average	Vertical	
59.57	74.00	-14.43	170	331	Peak	Vertical	
48.22	68.20	-19.98	400	232	Peak	Vertical	

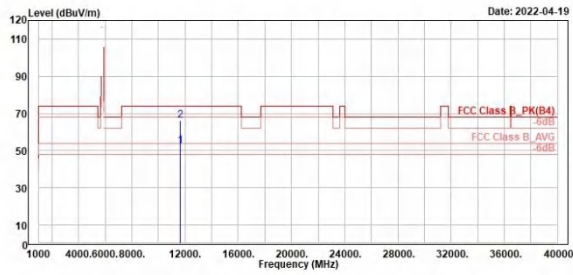
802.11a

CH 165 (Horizontal)

CH 165 (Vertical)



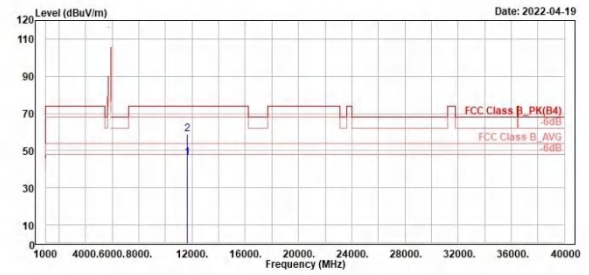
TUV Rheinland Taiwan Ltd.
No. 438-18, Sec. 2, Fenfiao, Linkou Dist., New Taipei City 244, Taiwan(R.O.C.)
Tel: +886-2172-1000 Fax: +886-2172-1322



Read	Limit	Over	APos	TPos	Remark	Pol/Phase	Note		
Freq	Level	Level	Factor	Line	Limit				
MHz	dBuV/m	dBuV	dB/m	dBuV/m	dB	cm	deg		
1	11650.00	52.41	53.35	-0.94	54.00	-1.59	100	57 Average	Horizontal
2	11650.00	66.34	67.28	-0.94	74.00	-7.66	100	57 Peak	Horizontal



TUV Rheinland Taiwan Ltd.
No. 438-18, Sec. 2, Fenfiao, Linkou Dist., New Taipei City 244, Taiwan(R.O.C.)
Tel: +886-2172-1000 Fax: +886-2172-1322



Read	Limit	Over	APos	TPos	Remark	Pol/Phase	Note		
Freq	Level	Level	Factor	Line	Limit				
MHz	dBuV/m	dBuV	dB/m	dBuV/m	dB	cm	deg		
1	11650.00	45.98	46.92	-0.94	54.00	-8.02	156	344 Average	Vertical
2	11650.00	59.08	60.02	-0.94	74.00	-14.92	156	344 Peak	Vertical

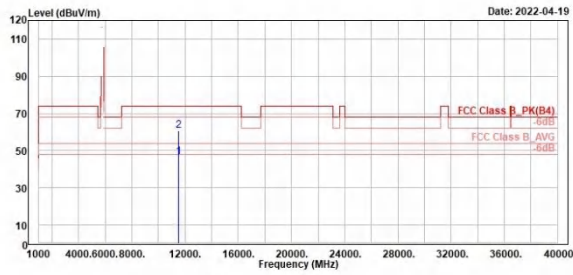
802.11ac VHT80

CH 149 (Horizontal)

CH 149 (Vertical)



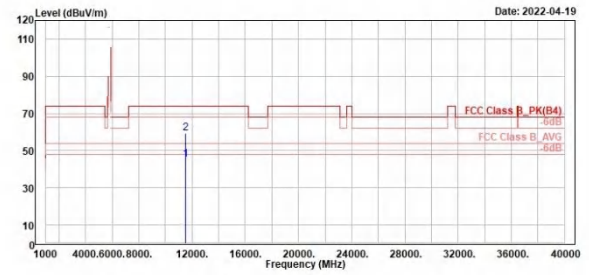
TÜV Rheinland Taiwan Ltd.
No. 438-18, Sec. 2, Fenliao, Linkou Dist., New Taipei City 244, Taiwan(R.O.C.)
Tel: +886-2172-1000 Fax: +886-2172-1322



Read	Limit	Over	APos	TPos	Remark	Pol/Phase	Note
Level	Line	Line					
Factor	Factor	Factor					
dB/m	dB/m	dB/m	cm	deg			
46.75	54.00	-7.25	288	124	Average	Horizontal	
61.76	74.00	-13.45	288	124	Peak	Horizontal	



TÜV Rheinland Taiwan Ltd.
No. 438-18, Sec. 2, Fenliao, Linkou Dist., New Taipei City 244, Taiwan(R.O.C.)
Tel: +886-2172-1000 Fax: +886-2172-1322



Read	Limit	Over	APos	TPos	Remark	Pol/Phase	Note
Level	Line	Line					
Factor	Factor	Factor					
dB/m	dB/m	dB/m	cm	deg			
45.23	54.00	-8.77	144	358	Average	Vertical	
68.79	74.00	-14.51	144	358	Peak	Vertical	

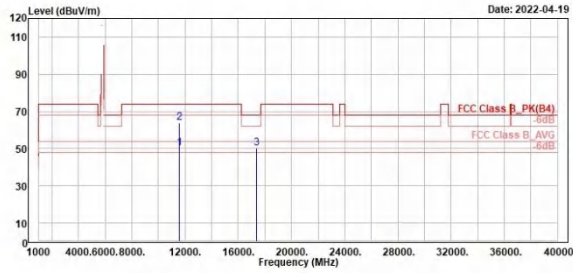
802.11ac VHT80

CH 157 (Horizontal)

CH 157 (Vertical)



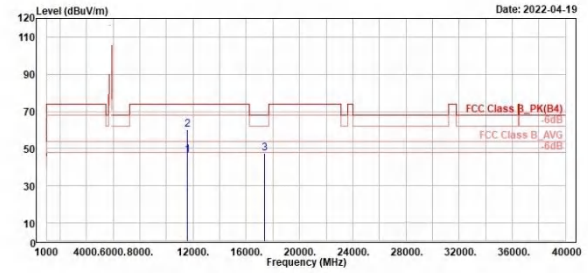
TÜV Rheinland Taiwan Ltd.
No. 438-18, Sec. 2, Penfiao, Linkou Dist., New Taipei City 244, Taiwan(R.O.C.)
Tel: +886-2172-1000 Fax: +886-2172-1322



Read	Limit	Over	APos	TPos	Remark	Pol/Phase	Note
Level	Line	Limit	cm	deg			
Factor							
dB/m	dBuV/m	dB					
1 11570.00	50.05	51.09	-1.04	54.00	-3.95	100	100 Average Horizontal
2 11570.00	63.66	64.70	-1.04	74.00	-10.34	100	100 Peak Horizontal
3 17355.00	50.21	43.30	6.91	68.20	-17.99	247	150 Peak Horizontal



TÜV Rheinland Taiwan Ltd.
No. 438-18, Sec. 2, Penfiao, Linkou Dist., New Taipei City 244, Taiwan(R.O.C.)
Tel: +886-2172-1000 Fax: +886-2172-1322



Read	Limit	Over	APos	TPos	Remark	Pol/Phase	Note
Level	Line	Limit	cm	deg			
Factor							
dB/m	dBuV/m	dB					
1 11570.00	46.33	47.37	-1.04	54.00	-7.67	149	357 Average Vertical
2 11570.00	60.46	61.50	-1.04	74.00	-13.54	149	357 Peak Vertical
3 17355.00	47.53	40.62	6.91	68.20	-20.67	349	360 Peak Vertical

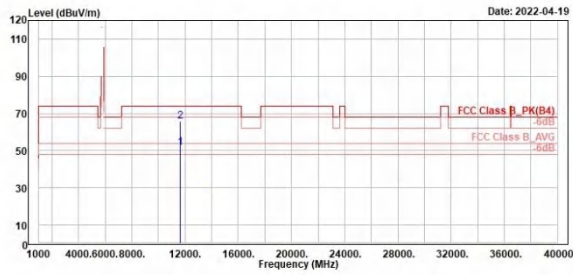
802.11ac VHT80

CH 165 (Horizontal)

CH 165 (Vertical)



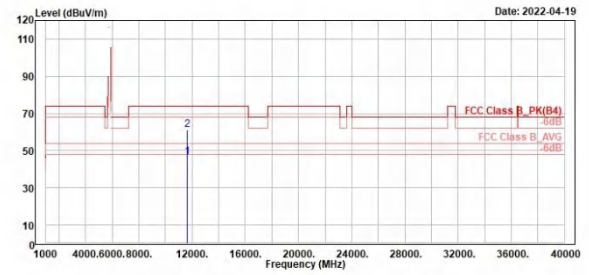
TÜV Rheinland Taiwan Ltd.
No. 438-18, Sec. 2, Fenliao, Linkou Dist., New Taipei City 244, Taiwan(R.O.C.)
Tel: +886-2172-1000 Fax: +886-2172-1322



Read	Limit	Over	APos	TPos	Remark	Pol/Phase	Note		
Freq	Level	Level	Factor	Line	Limit	cm	deg		
MHz	dBuV/m	dBuV	dB/m	dBuV/m	dB	cm	deg		
1	11650.00	51.58	52.52	-0.94	54.00	-2.42	100	61 Average	Horizontal
2	11650.00	65.55	66.49	-0.94	74.00	-8.45	100	61 Peak	Horizontal



TÜV Rheinland Taiwan Ltd.
No. 438-18, Sec. 2, Fenliao, Linkou Dist., New Taipei City 244, Taiwan(R.O.C.)
Tel: +886-2172-1000 Fax: +886-2172-1322



Read	Limit	Over	APos	TPos	Remark	Pol/Phase	Note		
Freq	Level	Level	Factor	Line	Limit	cm	deg		
MHz	dBuV/m	dBuV	dB/m	dBuV/m	dB	cm	deg		
1	11650.00	46.74	47.68	-0.94	54.00	-7.26	147	358 Average	Vertical
2	11650.00	60.94	61.88	-0.94	74.00	-13.06	147	358 Peak	Vertical

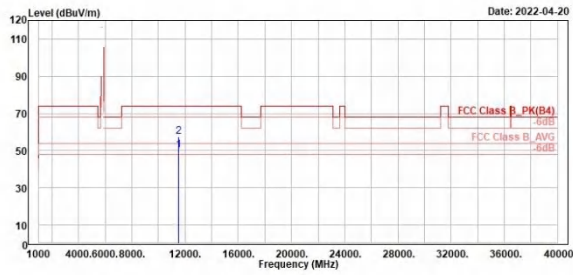
802.11ac VHT80

CH 151 (Horizontal)

CH 151 (Vertical)



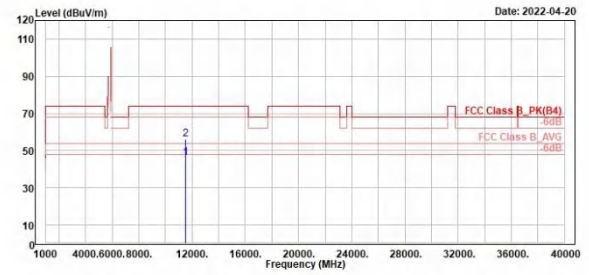
TÜV Rheinland Taiwan Ltd.
No. 438-18, Sec. 2, Fenfiao, Linkou Dist., New Taipei City 244, Taiwan(R.O.C.)
Tel: +886-2172-1000 Fax: +886-2172-1322



Read	Limit	Over	APos	TPos	Remark	Pol/Phase	Note		
Freq	Level	Level Factor	Line	Limit	dB	cm	deg		
MHz	dBuV/m	dBuV	dB/m	dBuV/m	dB	cm	deg		
1	11510.00	58.39	53.53	-1.14	54.00	-3.61	117	61 Average	Horizontal
2	11510.00	57.34	58.48	-1.14	74.00	-16.66	117	61 Peak	Horizontal



TÜV Rheinland Taiwan Ltd.
No. 438-18, Sec. 2, Fenfiao, Linkou Dist., New Taipei City 244, Taiwan(R.O.C.)
Tel: +886-2172-1000 Fax: +886-2172-1322



Read	Limit	Over	APos	TPos	Remark	Pol/Phase	Note		
Freq	Level	Level Factor	Line	Limit	dB	cm	deg		
MHz	dBuV/m	dBuV	dB/m	dBuV/m	dB	cm	deg		
1	11510.00	46.00	47.14	-1.14	54.00	-8.00	183	61 Average	Vertical
2	11510.00	56.17	57.31	-1.14	74.00	-17.83	183	61 Peak	Vertical

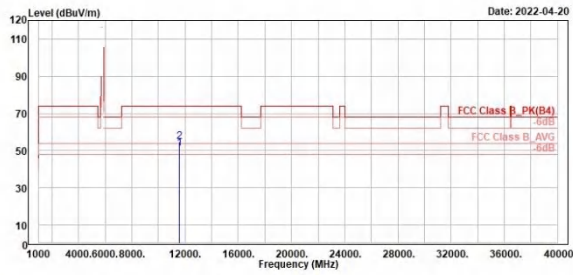
802.11ac VHT80

CH 159 (Horizontal)

CH 159 (Vertical)



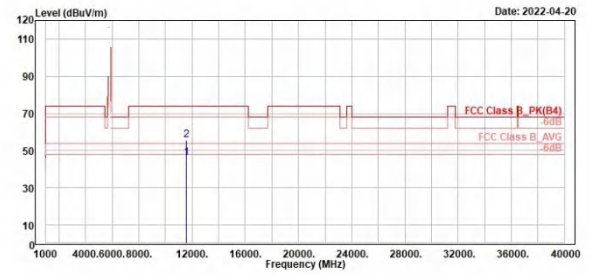
TUV Rheinland Taiwan Ltd.
No. 438-18, Sec. 2, Fenliao, Linkou Dist., New Taipei City 244, Taiwan(R.O.C.)
Tel: +886-2172-1000 Fax: +886-2172-1322



Read	Limit	Over	APos	TPos	Remark	Pol/Phase	Note		
Freq	Level	Level	Factor	Line	Limit				
MHz	dBuV/m	dBuV	dB/m	dBuV/m	dB	cm	deg		
1	11590.00	58.96	51.96	-1.00	54.00	-3.04	185	61 Average	Horizontal
2	11590.00	54.83	55.83	-1.00	74.00	-19.17	185	61 Peak	Horizontal



TUV Rheinland Taiwan Ltd.
No. 438-18, Sec. 2, Fenliao, Linkou Dist., New Taipei City 244, Taiwan(R.O.C.)
Tel: +886-2172-1000 Fax: +886-2172-1322



Read	Limit	Over	APos	TPos	Remark	Pol/Phase	Note		
Freq	Level	Level	Factor	Line	Limit				
MHz	dBuV/m	dBuV	dB/m	dBuV/m	dB	cm	deg		
1	11590.00	46.24	47.24	-1.00	54.00	-7.76	180	61 Average	Vertical
2	11590.00	55.46	56.46	-1.00	74.00	-18.54	180	61 Peak	Vertical

802.11ac VHT80

CH 155 (Horizontal)

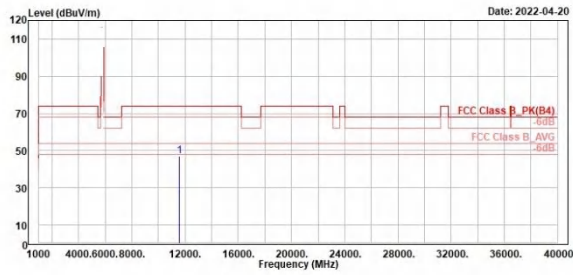
CH 155 (Vertical)



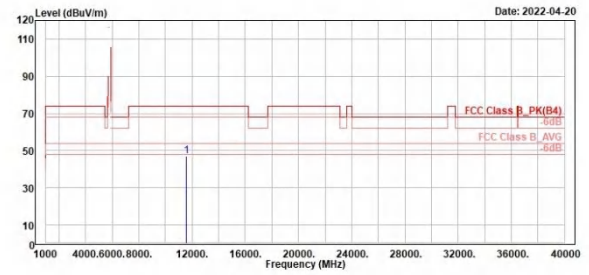
TUV Rheinland Taiwan Ltd.
No. 438-18, Sec. 2, Fenliao, Linkou Dist., New Taipei City 244, Taiwan(R.O.C.)
Tel: +886-2172-1000 Fax: +886-2172-1322



TUV Rheinland Taiwan Ltd.
No. 438-18, Sec. 2, Fenliao, Linkou Dist., New Taipei City 244, Taiwan(R.O.C.)
Tel: +886-2172-1000 Fax: +886-2172-1322



1	11550.00	46.87	47.94	-1.07	74.00	-27.13	300	115	Peak	Horizontal
---	----------	-------	-------	-------	-------	--------	-----	-----	------	------------



1	11550.00	46.88	47.95	-1.07	74.00	-27.12	177	360	Peak	Vertical
---	----------	-------	-------	-------	-------	--------	-----	-----	------	----------

Spurious Emissions, Tx Mode, 30MHz ~ 1GHz
U-NII-3

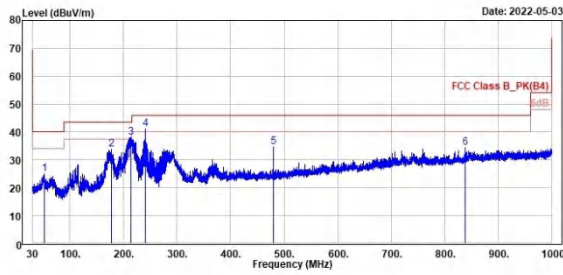
802.11a

CH 165 (Horizontal)

CH 165 (Vertical)



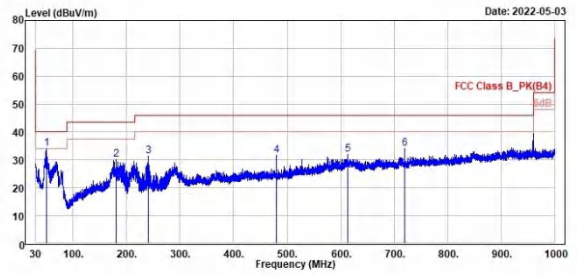
TUV Rheinland Taiwan Ltd.
No. 438-18, Sec 2, Fenfiao, Linkou Dist., New Taipei City 244, Taiwan(R.O.C.)
Tel: +886-2172-1000 Fax: +886-2172-1322



Read	Level	Factor	Limit	Over	Apos	TPos	Remark	Pol/Phase	Note
MHz	dBuV/m	dBuV	dB/m	dBuV/m	dB	cm	deg		
1	51.24	25.08	31.26	-6.18	48.00	-14.92	200	118 QP	Horizontal
2	177.54	33.61	40.87	-7.06	43.50	-9.69	200	146 QP	Horizontal
3 !	213.82	38.05	46.21	-8.16	43.50	-5.45	100	84 QP	Horizontal
4 !	240.01	41.15	47.88	-6.73	46.00	-4.85	100	91 QP	Horizontal
5	479.98	34.55	36.61	-2.06	46.00	-11.45	200	169 QP	Horizontal
6	838.38	34.29	36.67	3.62	46.00	-11.71	100	24 QP	Horizontal



TUV Rheinland Taiwan Ltd.
No. 438-18, Sec 2, Fenfiao, Linkou Dist., New Taipei City 244, Taiwan(R.O.C.)
Tel: +886-2172-1000 Fax: +886-2172-1322



Read	Level	Factor	Limit	Over	Apos	TPos	Remark	Pol/Phase	Note
MHz	dBuV/m	dBuV	dB/m	dBuV/m	dB	cm	deg		
1	49.79	33.96	48.04	-6.08	48.00	-6.04	100	125 QP	Vertical
2	179.67	30.20	37.53	-7.33	43.50	-13.30	100	281 QP	Vertical
3	240.01	31.35	38.08	-6.73	46.00	-14.65	200	206 QP	Vertical
4	479.98	31.51	33.57	-2.06	46.00	-14.49	100	351 QP	Vertical
5	613.94	31.93	31.52	0.41	46.00	-14.07	100	38 QP	Vertical
6	719.96	34.03	32.27	1.76	46.00	-11.97	140	360 QP	Vertical

Spurious Emissions, Tx Mode, 9kHz ~ 30MHz

U-NII-3

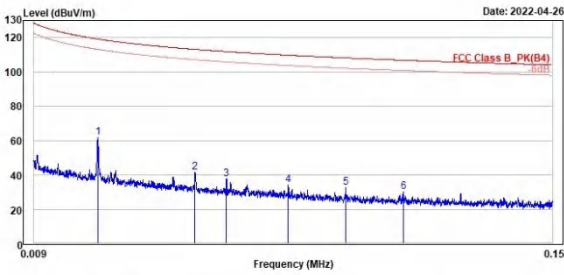
802.11a

CH 165 (Close) 9kHz ~ 150kHz

CH 165 (Close) 150kHz ~ 30MHz



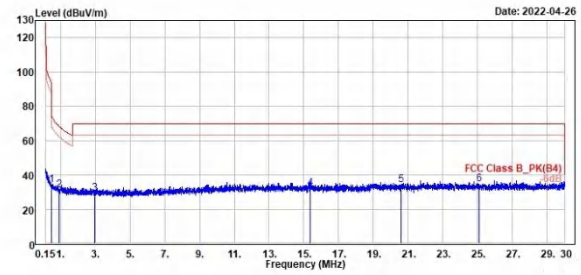
TUV Rheinland Taiwan Ltd.
No. 438-18, Sec 2, Fenfiao, Linkou Dist., New Taipei City 244, Taiwan(R.O.C.)
Tel: +886-2172-1000 Fax: +886-2172-1322



Peak	Freq (MHz)	Level (dBuV/m)	Read Level (dBuV)	Factor (dB/m)	Limit Line (dBuV/m)	Over Limit (dB)	APos (cm)	TPos (deg)	Remark	Pol/Phase	Note
1	0.03	61.86	42.67	19.19	119.15	-57.29	100	60	QP	Close	
2	0.05	41.46	22.21	19.25	113.13	-71.67	100	166	QP	Close	
3	0.06	37.60	18.54	19.06	111.83	-74.23	100	224	QP	Close	
4	0.08	34.35	15.66	18.69	109.74	-75.39	100	254	QP	Close	
5	0.09	32.60	14.25	18.35	108.15	-75.55	100	60	QP	Close	
6	0.11	30.24	11.99	18.25	106.62	-76.58	100	161	QP	Close	



TUV Rheinland Taiwan Ltd.
No. 438-18, Sec 2, Fenfiao, Linkou Dist., New Taipei City 244, Taiwan(R.O.C.)
Tel: +886-2172-1000 Fax: +886-2172-1322



Peak	Freq (MHz)	Level (dBuV/m)	Read Level (dBuV)	Factor (dB/m)	Limit Line (dBuV/m)	Over Limit (dB)	APos (cm)	TPos (deg)	Remark	Pol/Phase	Note
1	0.46	33.87	14.92	18.95	94.34	-60.47	100	125	QP	Close	
2	0.91	31.16	11.94	19.22	68.25	-37.09	100	199	QP	Close	
3	2.98	29.21	9.69	19.52	69.50	-40.29	100	84	QP	Close	
4	15.39	32.32	10.45	21.87	69.50	-37.18	100	339	QP	Close	
5	20.59	33.93	11.70	22.23	69.50	-35.57	100	347	QP	Close	
6	25.07	34.71	12.28	22.43	69.50	-34.79	100	284	QP	Close	

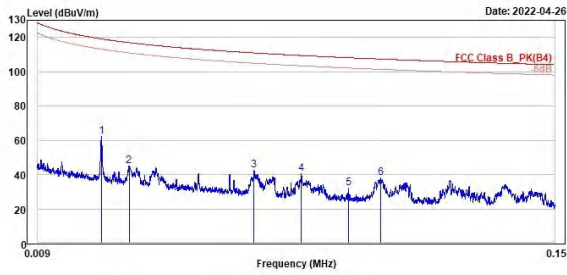
802.11a

CH 165 (Open) 9kHz ~ 150kHz

CH 165 (Open) 150kHz ~ 30MHz



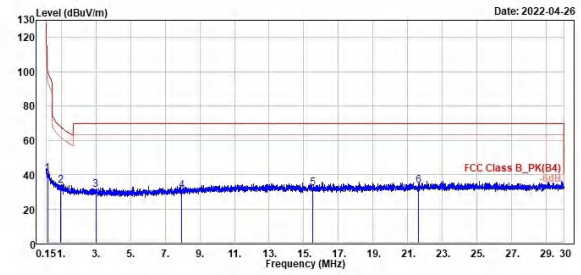
TÜV Rheinland Taiwan Ltd.
No. 438-18, Sec 2, Fenjiao, Linkou Dist., New Taipei City 244, Taiwan(R.O.C.)
Tel: +886-2172-1000 Fax: +886-2172-1322



Freq	Level	Read	Limit	Over	APos	TPos	Remark	Pol/Phase	Note
MHz	dBuV/m	dBuV	dB/m	dBuV/m	dB	cm	deg		
1	0.03	62.35	43.16	19.19	119.15	-56.00	100	325 QP	Open
2	0.03	44.92	25.45	19.47	116.97	-72.05	100	113 QP	Open
3	0.07	42.28	23.37	18.91	110.93	-68.65	100	277 QP	Open
4	0.08	40.35	21.72	18.63	109.43	-69.08	100	314 QP	Open
5	0.09	31.95	13.60	18.35	108.16	-76.21	100	314 QP	Open
6	0.10	38.06	19.83	18.23	107.38	-69.32	100	277 QP	Open



TÜV Rheinland Taiwan Ltd.
No. 438-18, Sec 2, Fenjiao, Linkou Dist., New Taipei City 244, Taiwan(R.O.C.)
Tel: +886-2172-1000 Fax: +886-2172-1322



Freq	Level	Read	Limit	Over	APos	TPos	Remark	Pol/Phase	Note
MHz	dBuV/m	dBuV	dB/m	dBuV/m	dB	cm	deg		
1	0.21	40.36	21.75	18.61	101.05	-60.69	100	121 QP	Open
2	0.99	33.74	14.47	19.27	67.52	-33.76	100	236 QP	Open
3	2.99	31.10	11.58	19.52	69.50	-38.40	100	331 QP	Open
4	7.97	30.84	10.25	20.59	69.50	-38.66	100	106 QP	Open
5	15.53	32.22	10.33	21.89	69.50	-37.28	100	186 QP	Open
6	21.62	33.57	11.30	22.27	69.50	-35.93	100	256 QP	Open

Mains Conducted Emission, (150kHz ~ 30MHz)

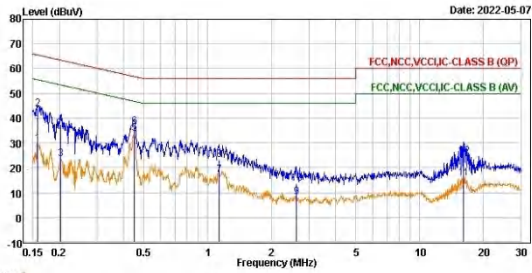
Worst Band

(Line)

(Neutral)



TÜV Rheinland Taiwan Ltd.
No. 458-18, Sec. 2, Fenliao, Linkou Dist., New Taipei City 244, Taiwan(R.O.C.)
Tel: +886-2172-1000 Fax: +886-2172-1322

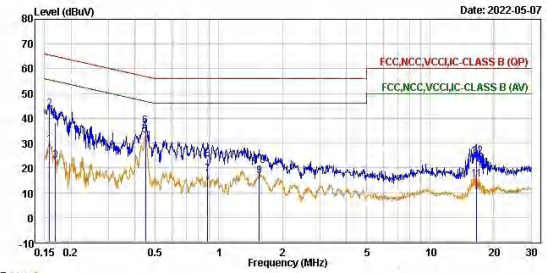


Trace: 1

Line	Freq	Level	Read Level	Factor	Limit	Over	Remark	Pol/Phase	Note
	MHz	dBuV	dBuV	dB	dBuV	dB			
1	0.16	29.72	20.11	9.61	55.59	-25.87	Average	line1	
2	0.16	43.57	33.96	9.61	65.59	-22.02	QP	line1	
3	0.20	23.70	14.09	9.61	53.47	-29.77	Average	line1	
4	0.20	37.46	27.85	9.61	63.47	-26.01	QP	line1	
5	0.45	33.69	24.07	9.62	46.85	-13.16	Average	line1	
6	0.45	36.64	27.02	9.62	56.85	-20.21	QP	line1	
7	1.13	17.01	7.38	9.63	46.00	-28.99	Average	line1	
8	1.13	23.34	13.71	9.63	56.00	-32.66	QP	line1	
9	2.62	8.03	-1.62	9.65	46.00	-37.97	Average	line1	
10	2.62	13.62	3.97	9.65	56.00	-42.38	QP	line1	
11	16.09	15.80	6.07	9.73	50.00	-34.20	Average	line1	
12	16.09	24.57	14.84	9.73	60.00	-35.43	QP	line1	



TÜV Rheinland Taiwan Ltd.
No. 458-18, Sec. 2, Fenliao, Linkou Dist., New Taipei City 244, Taiwan(R.O.C.)
Tel: +886-2172-1000 Fax: +886-2172-1322



Trace: 1

Line	Freq	Level	Read Level	Factor	Limit	Over	Remark	Pol/Phase	Note
	MHz	dBuV	dBuV	dB	dBuV	dB			
1	0.16	29.29	19.70	9.59	55.59	-26.30	Average	neutral	
2	0.16	43.75	34.16	9.59	65.59	-21.84	QP	neutral	
3	0.17	22.82	13.23	9.59	55.01	-32.19	Average	neutral	
4	0.17	38.21	28.62	9.59	65.01	-26.80	QP	neutral	
5	0.45	32.99	23.39	9.60	46.89	-13.90	Average	neutral	
6	0.45	36.71	27.11	9.60	56.89	-20.18	QP	neutral	
7	0.88	17.46	7.86	9.60	46.00	-28.54	Average	neutral	
8	0.88	23.41	13.81	9.60	56.00	-32.59	QP	neutral	
9	1.55	16.83	7.21	9.62	46.00	-29.17	Average	neutral	
10	1.55	20.92	11.30	9.62	56.00	-35.08	QP	neutral	
11	16.50	15.21	5.43	9.78	50.00	-34.79	Average	neutral	
12	16.50	24.55	14.77	9.78	60.00	-35.45	QP	neutral	