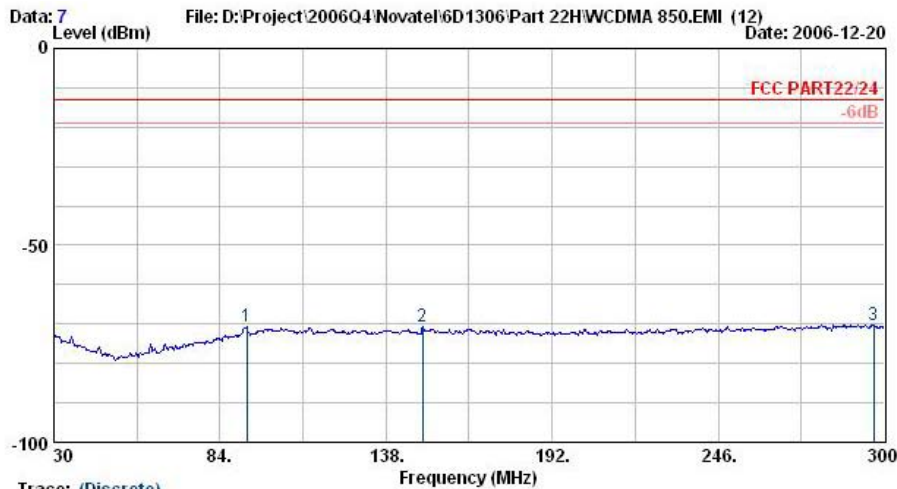


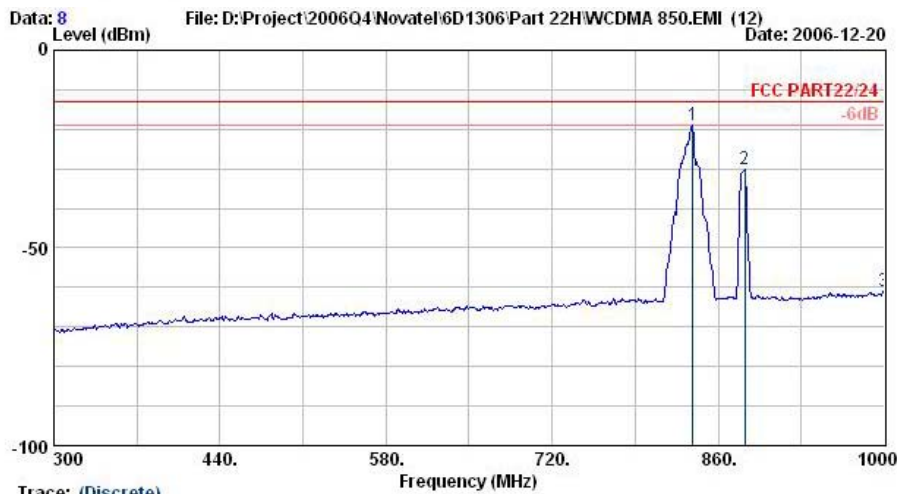


Vertical Polarization



Trace: (Discrete)
 Site : 0SCH06-HY
 Condition : LP-SPURIOUS VERTICAL
 EUT : Module
 Power : Dummy Battery (3.3Vdc)
 Model : FG 6D1306
 Mode : WCDMA 850 Link Mode;Ch4182

	Freq MHz	Level dBm	Over Limit dB	Limit Line dBm	Read Level dBm	Factor dB	Remark
1	92.6	-70.73	-57.73	-13.00	-62.06	-8.67	Peak
2	149.9	-70.67	-57.67	-13.00	-62.53	-8.14	Peak
3	296.5	-70.21	-57.21	-13.00	-63.69	-6.52	Peak



Trace: (Discrete)
 Site : 0SCH06-HY
 Condition : LP-SPURIOUS VERTICAL
 EUT : Module
 Power : Dummy Battery (3.3Vdc)
 Model : FG 6D1306
 Mode : WCDMA 850 Link Mode;Ch4182

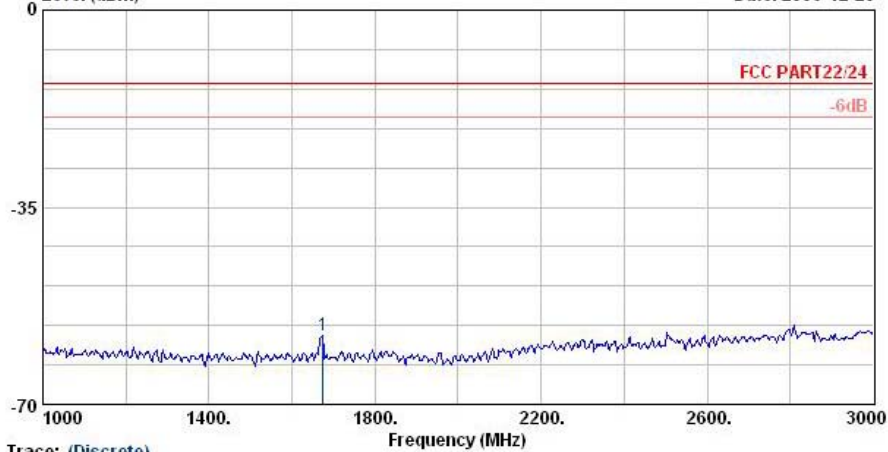
	Freq MHz	Level dBm	Over Limit dB	Limit Line dBm	Read Level dBm	Factor dB	Remark
1 @	838.3	-18.95			-20.32	1.37	Peak
2 @	882.4	-30.16			-31.89	1.73	Peak
3	1000.0	-61.05	-48.05	-13.00	-63.71	2.66	Peak

Remark:

- 1. #1: MS Signal
- 2. #2: BS Signal



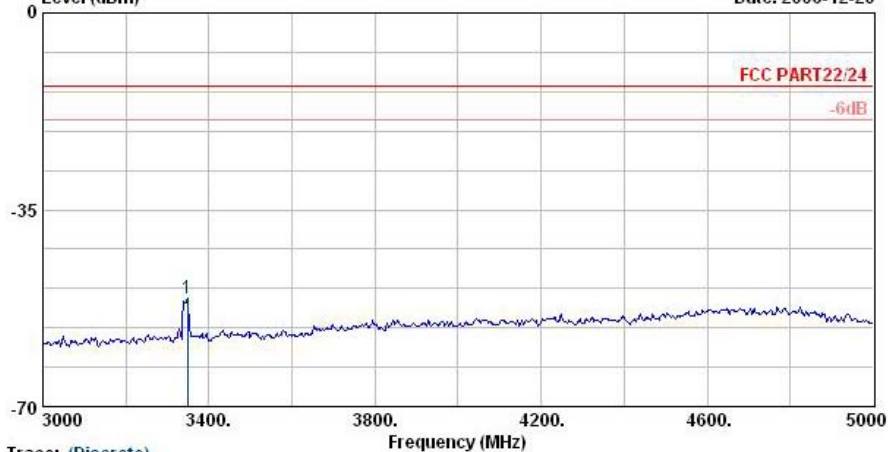
Data: 9 Level (dBm) File: D:\Project\2006Q4\Novatel\6D1306\Part 22H\WCDMA 850.EMI (12) Date: 2006-12-20



Trace: (Discrete)
Site : 03CH06-HY
Condition : HF-SPURIOUS VERTICAL
EUT : Module
Power : Dummy Battery (3.3Vdc)
Model : FG 6D1306
Mode : WCDMA 850 Link Mode;Ch4182

Table with 7 columns: Freq, Level, Over Limit, Limit Line, Read Level, Factor, Remark. Row 1: 1674.0, -57.75, -44.75, -13.00, -57.27, -0.48, Peak

Data: 10 Level (dBm) File: D:\Project\2006Q4\Novatel\6D1306\Part 22H\WCDMA 850.EMI (12) Date: 2006-12-20



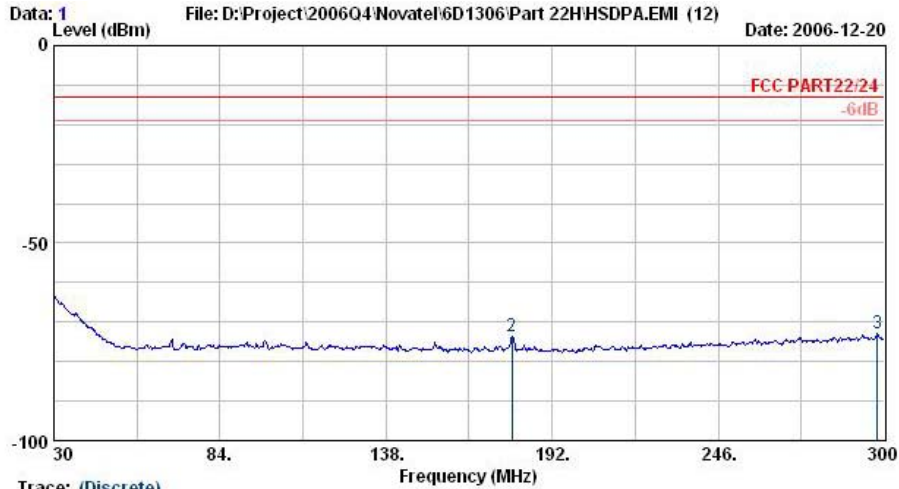
Trace: (Discrete)
Site : 03CH06-HY
Condition : HF-SPURIOUS VERTICAL
EUT : Module
Power : Dummy Battery (3.3Vdc)
Model : FG 6D1306
Mode : WCDMA 850 Link Mode;Ch4182

Table with 7 columns: Freq, Level, Over Limit, Limit Line, Read Level, Factor, Remark. Row 1: 1 @ 3348.0, -50.69, -37.69, -13.00, -55.15, 4.47, Peak

Remark : There is no more obvious emission except the listings above.

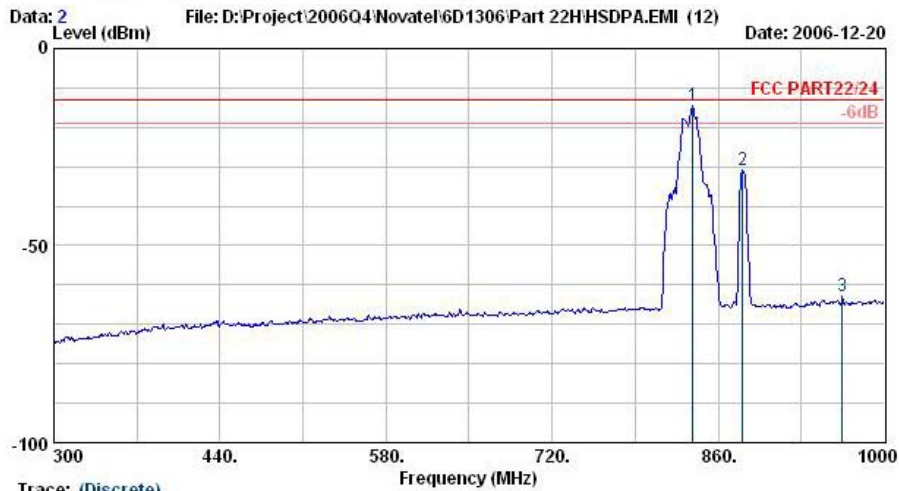


4.6.5.6 Mode 6
Horizontal Polarization



Trace: (Discrete)
 Site : 03CH06-HY
 Condition : LF-SPURIOUS HORIZONTAL
 EUT :
 Module :
 Power : Dummy Battery (3.3Vdc)
 Model : FG 6D1306
 Mode : HSDPA Link Mode;Ch4182

	Freq	Level	Over	Limit	Read	
	MHz	dBm	Limit	Line	Level	Factor Remark
			dB	dBm	dBm	dB
1	30.0	-63.31	-50.31	-13.00	-63.67	0.36 Peak
2	179.0	-73.50	-60.50	-13.00	-60.35	-13.16 Peak
3	297.8	-72.80	-59.80	-13.00	-62.79	-10.01 Peak



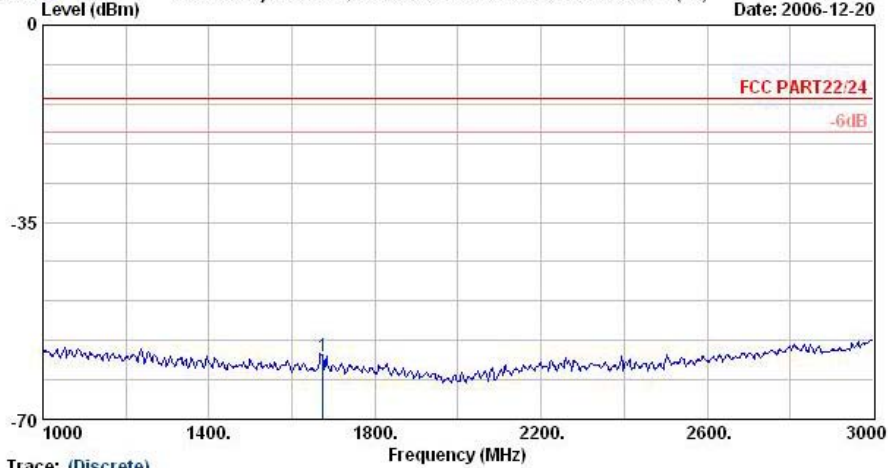
Trace: (Discrete)
 Site : 03CH06-HY
 Condition : LF-SPURIOUS HORIZONTAL
 EUT :
 Module :
 Power : Dummy Battery (3.3Vdc)
 Model : FG 6D1306
 Mode : HSDPA Link Mode;Ch4182

	Freq	Level	Over	Limit	Read	
	MHz	dBm	Limit	Line	Level	Factor Remark
			dB	dBm	dBm	dB
1 @	838.3	-14.67			-13.35	-1.32 Peak
2 @	880.3	-30.97			-30.06	-0.91 Peak
3	964.3	-62.92	-49.92	-13.00	-62.82	-0.11 Peak

Remark:
 1. #1: MS Signal
 2. #2: BS Signal



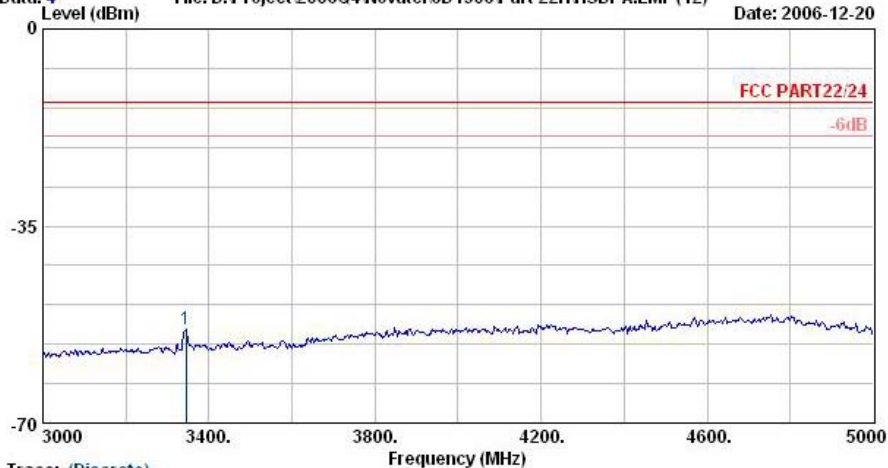
Data: 3 File: D:\Project\2006Q4\Novatel\6D1306\Part 22\HSDPA.EMI (12) Date: 2006-12-20



Trace: (Discrete)
Site : 03CH06-HY
Condition : HF-SPURIOUS HORIZONTAL
EUT : Module
Power : Dummy Battery (3.3Vdc)
Model : FG 6D1306
Mode : HSDPA Link Mode;Ch4182

Table with 7 columns: Freq (MHz), Level (dBm), Over Limit (dB), Limit Line (dBm), Read Level (dBm), Factor, Remark. Row 1: 1674.0, -58.77, -45.77, -13.00, -58.99, 0.22, Peak

Data: 4 File: D:\Project\2006Q4\Novatel\6D1306\Part 22\HSDPA.EMI (12) Date: 2006-12-20



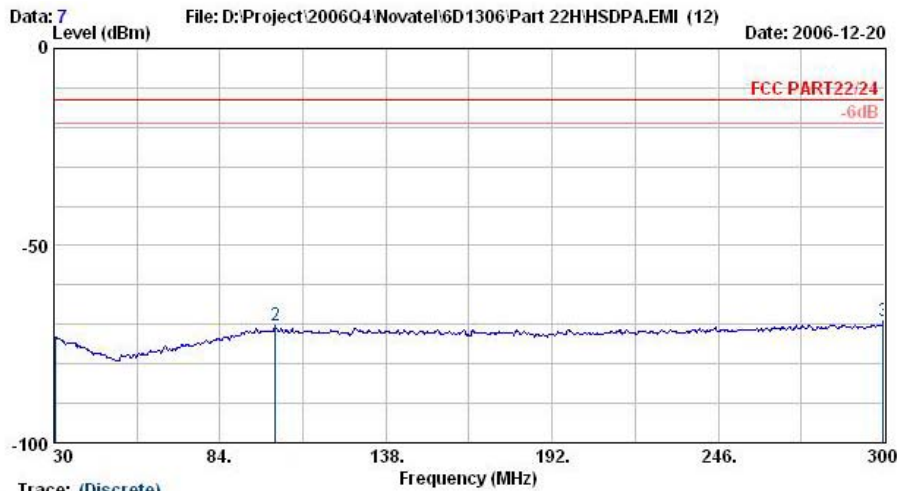
Trace: (Discrete)
Site : 03CH06-HY
Condition : HF-SPURIOUS HORIZONTAL
EUT : Module
Power : Dummy Battery (3.3Vdc)
Model : FG 6D1306
Mode : HSDPA Link Mode;Ch4182

Table with 7 columns: Freq (MHz), Level (dBm), Over Limit (dB), Limit Line (dBm), Read Level (dBm), Factor, Remark. Row 1: 1 @ 3344.0, -53.24, -40.24, -13.00, -58.64, 5.41, Peak

Remark : There is no more obvious emission except the listings above.

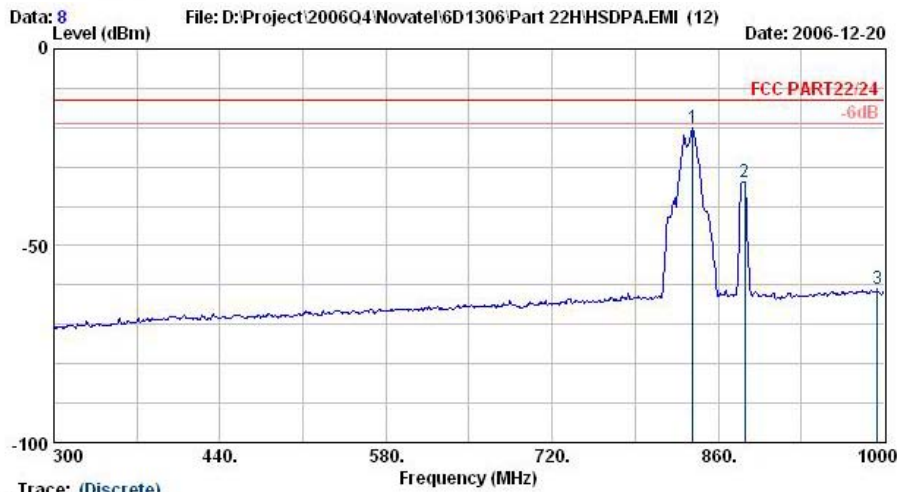


Vertical Polarization



Trace: (Discrete)
 Site : 03CH06-HY
 Condition : LP-SPURIOUS VERTICAL
 EUT :
 Module :
 Power : Dummy Battery (3.3Vdc)
 Model : FG 6D1306
 Mode : HSDPA Link Mode;Ch4182

	Freq	Level	Over	Limit	Read	Factor	Remark
	MHz	dBm	Limit	Line	Level	dB	
1	30.3	-73.07	-60.07	-13.00	-64.00	-9.07	Peak
2	102.1	-70.31	-57.31	-13.00	-62.60	-7.71	Peak
3	299.7	-69.26	-56.26	-13.00	-62.80	-6.46	Peak

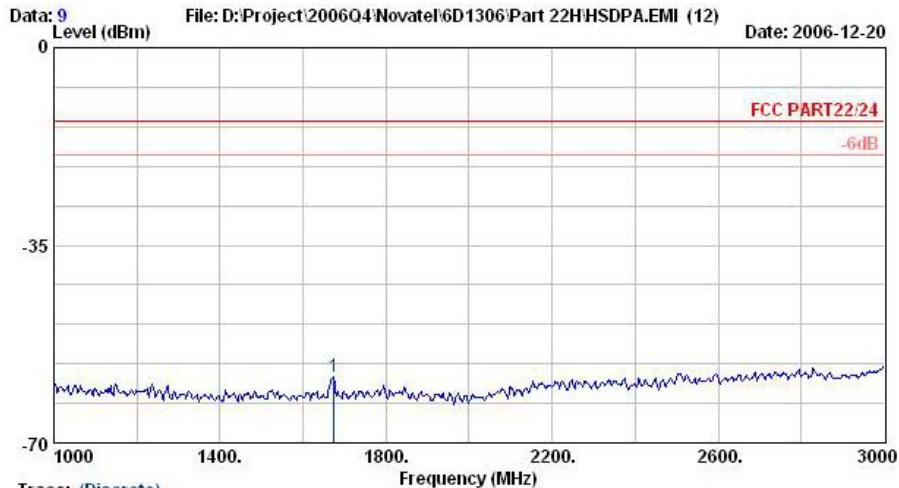


Trace: (Discrete)
 Site : 03CH06-HY
 Condition : LP-SPURIOUS VERTICAL
 EUT :
 Module :
 Power : Dummy Battery (3.3Vdc)
 Model : FG 6D1306
 Mode : HSDPA Link Mode;Ch4182

	Freq	Level	Over	Limit	Read	Factor	Remark
	MHz	dBm	Limit	Line	Level	dB	
1 @	838.3	-19.98			-21.35	1.37	Peak
2 @	882.4	-33.71			-35.43	1.73	Peak
3	994.4	-61.12	-48.12	-13.00	-63.73	2.61	Peak

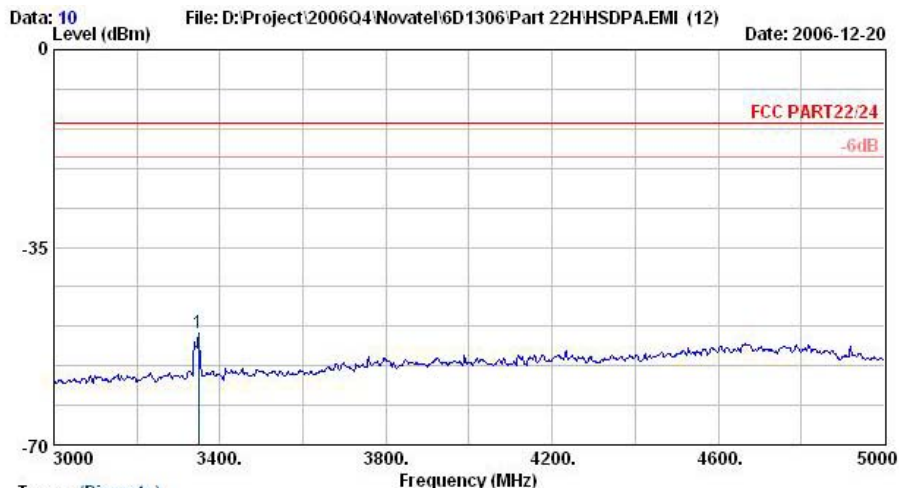
Remark:

- 1. #1: MS Signal
- 2. #2: BS Signal



Trace: (Discrete)
 Site : 0SCH06-HY
 Condition : HF-SPURIOUS VERTICAL
 EUT : Module
 Power : Dummy Battery (3.3Vdc)
 Model : FG 6D1306
 Mode : HSDPA Link Mode;Ch4182

	Freq	Level	Over	Limit	Read	
	MHz	dBm	Limit	Line	Level	Factor Remark
			dB	dBm	dBm	dB
1 @	1674.0	-58.41	-45.41	-13.00	-57.93	-0.48 Peak



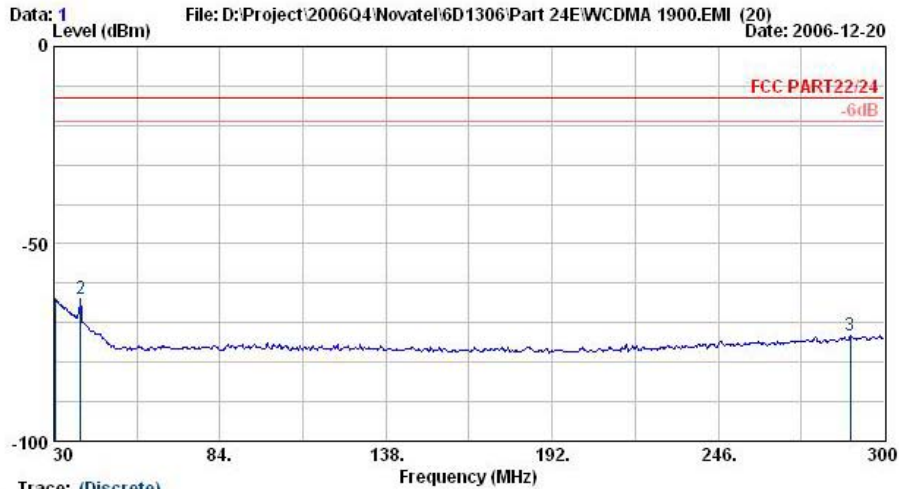
Trace: (Discrete)
 Site : 0SCH06-HY
 Condition : HF-SPURIOUS VERTICAL
 EUT : Module
 Power : Dummy Battery (3.3Vdc)
 Model : FG 6D1306
 Mode : HSDPA Link Mode;Ch4182

	Freq	Level	Over	Limit	Read	
	MHz	dBm	Limit	Line	Level	Factor Remark
			dB	dBm	dBm	dB
1 @	3348.0	-50.31	-37.31	-13.00	-54.77	4.47 Peak

Remark : There is no more obvious emission except the listings above.

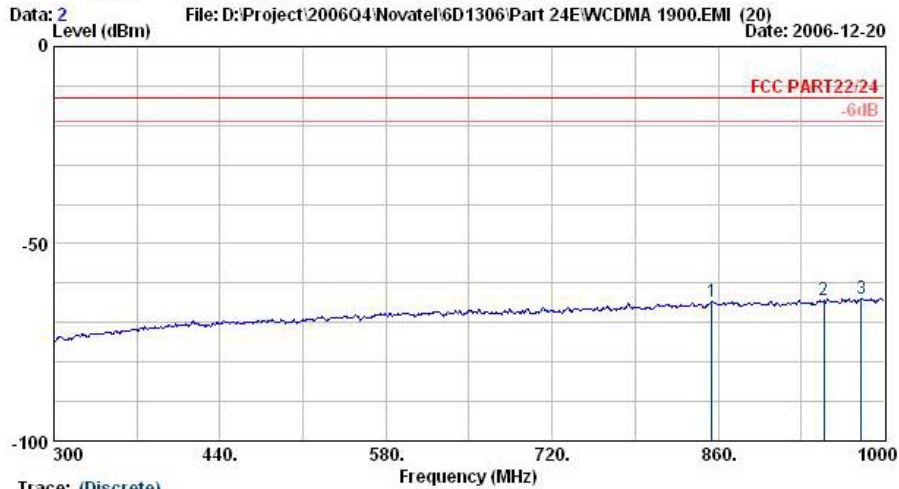


4.6.5.7 Mode 7
Horizontal Polarization



Trace: (Discrete)
 Site : 0SCH06-HY
 Condition : LP-SPURIOUS HORIZONTAL
 EUT :
 Module :
 Power : Dummy Battery (3.3Vdc)
 Model : FG 6D1306
 Mode : WCDMA 1900 Link Mode,Ch9400

	Freq	Level	Over	Limit	Read		
	MHz	dBm	dB	dBm	dBm	dB	Remark
1	30.3	-63.89	-50.89	-13.00	-64.25	0.36	Peak
2	38.6	-63.94	-50.94	-13.00	-58.82	-5.12	Peak
3	288.9	-73.13	-60.13	-13.00	-62.81	-10.31	Peak

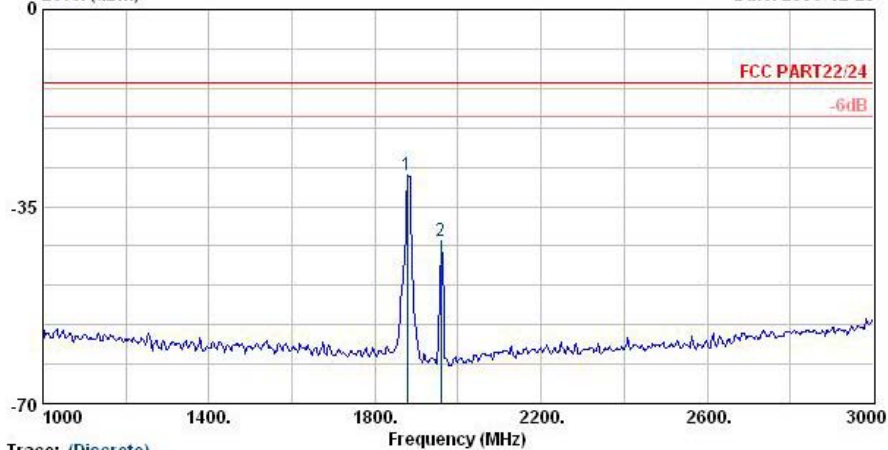


Trace: (Discrete)
 Site : 0SCH06-HY
 Condition : LP-SPURIOUS HORIZONTAL
 EUT :
 Module :
 Power : Dummy Battery (3.3Vdc)
 Model : FG 6D1306
 Mode : WCDMA 1900 Link Mode,Ch9400

	Freq	Level	Over	Limit	Read		
	MHz	dBm	dB	dBm	dBm	dB	Remark
1	854.4	-64.76	-51.76	-13.00	-63.59	-1.17	Peak
2	948.9	-64.43	-51.43	-13.00	-64.17	-0.26	Peak
3	980.4	-63.84	-50.84	-13.00	-63.89	0.05	Peak



Data: 3 File: D:\Project\2006Q4\Novatel\6D1306\Part 24E\WCDMA 1900.EMI (20) Date: 2006-12-20



Trace: (Discrete)

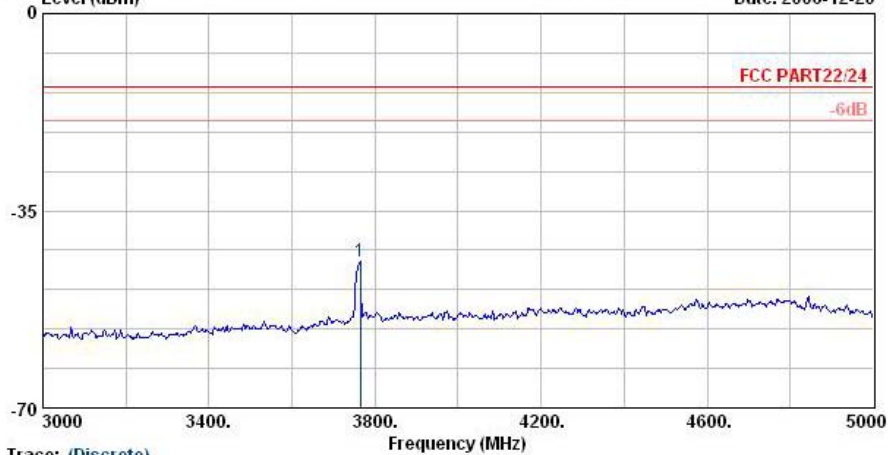
Site : 03CH06-HY
 Condition : HF-SPURIOUS HORIZONTAL
 EUT :
 Module :
 Power : Dummy Battery (3.3Vdc)
 Model : FG 6D1306
 Mode : WCDMA 1900 Link Mode,Ch9400

	Freq	Level	Over	Limit	Read	Factor	Remark
	MHz	dBm	dB	dBm	dBm	dB	
1 @	1878.0	-29.34			-28.83	-0.51	Peak
2 @	1958.0	-41.21			-40.10	-1.11	Peak

Remark:

- #1: MS Signal
- #2: BS Signal

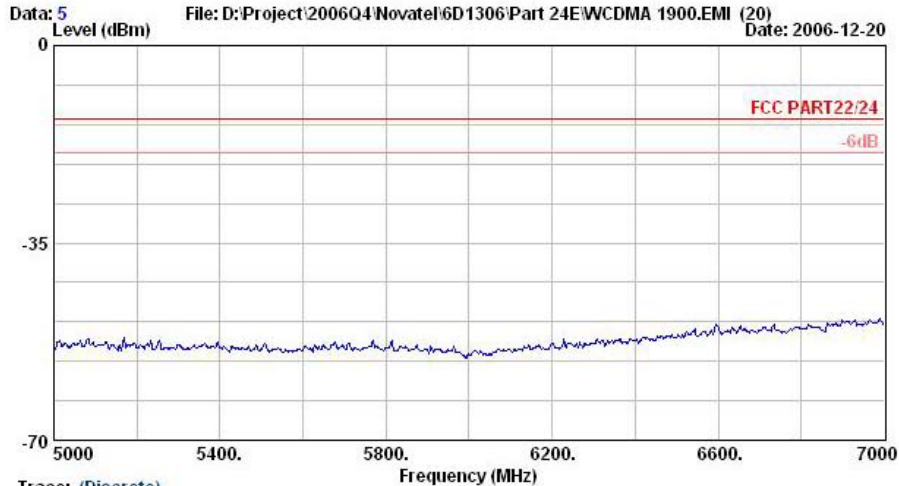
Data: 4 File: D:\Project\2006Q4\Novatel\6D1306\Part 24E\WCDMA 1900.EMI (20) Date: 2006-12-20



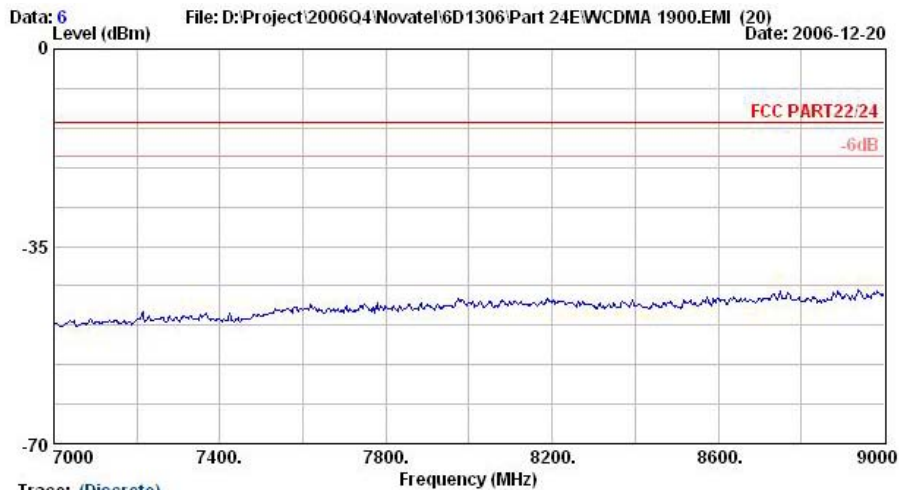
Trace: (Discrete)

Site : 03CH06-HY
 Condition : HF-SPURIOUS HORIZONTAL
 EUT :
 Module :
 Power : Dummy Battery (3.3Vdc)
 Model : FG 6D1306
 Mode : WCDMA 1900 Link Mode,Ch9400

	Freq	Level	Over	Limit	Read	Factor	Remark
	MHz	dBm	dB	dBm	dBm	dB	
1 @	3764.0	-43.86	-30.86	-13.00	-51.78	7.92	Peak



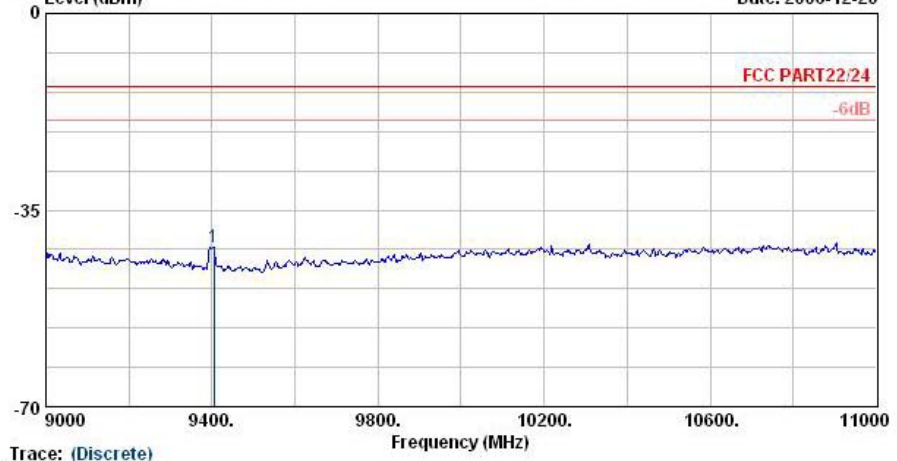
Trace: (Discrete)
Site : 08CH06-HY
Condition : HF-SPURIOUS HORIZONTAL
EUT : Module
Power : Dummy Battery (3.3Vdc)
Model : FG 6D1306
Mode : WCDMA 1900 Link Mode;Ch9400



Trace: (Discrete)
Site : 08CH06-HY
Condition : HF-SPURIOUS HORIZONTAL
EUT : Module
Power : Dummy Battery (3.3Vdc)
Model : FG 6D1306
Mode : WCDMA 1900 Link Mode;Ch9400



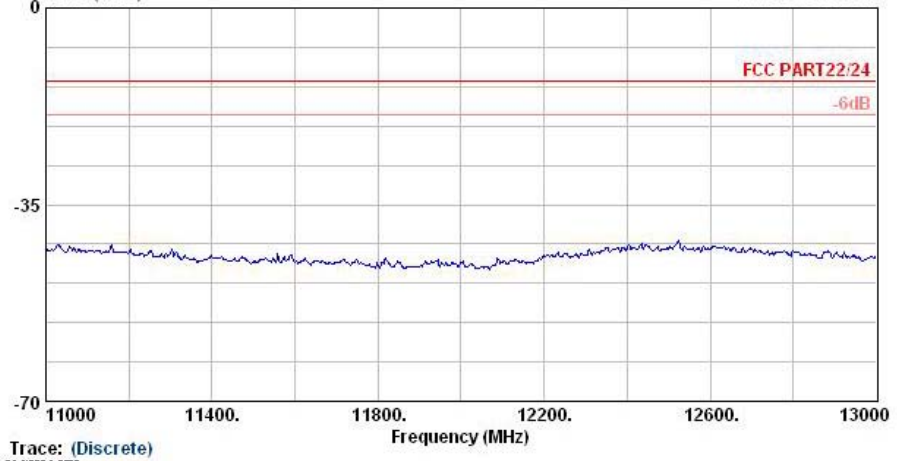
Data: 7 Level (dBm) File: D:\Project\2006Q4\Novatel\6D1306\Part 24E\WCDMA 1900.EMI (20) Date: 2006-12-20



Trace: (Discrete)
 Site : 03CH06-HY
 Condition : HF-SPURIOUS HORIZONTAL
 EUT : Module
 Power : Dummy Battery (3.3Vdc)
 Model : FG 6D1306
 Mode : WCDMA 1900 Link Mode;Ch9400

	Freq	Level	Over	Limit	Read	Factor	Remark
	MHz	dBm	dB	dBm	dBm	dB	
1 @	9404.0	-41.51	-28.51	-13.00	-59.62	18.10	Peak

Data: 8 Level (dBm) File: D:\Project\2006Q4\Novatel\6D1306\Part 24E\WCDMA 1900.EMI (20) Date: 2006-12-20

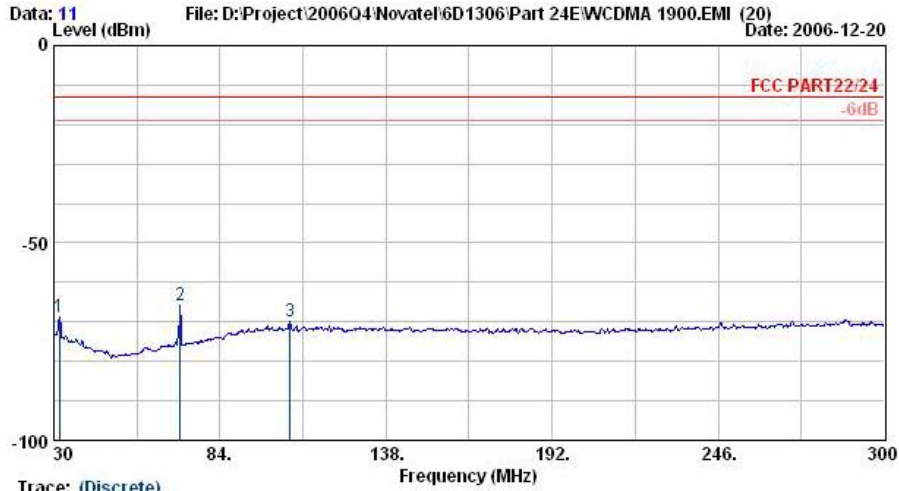


Trace: (Discrete)
 Site : 03CH06-HY
 Condition : HF-SPURIOUS HORIZONTAL
 EUT : Module
 Power : Dummy Battery (3.3Vdc)
 Model : FG 6D1306
 Mode : WCDMA 1900 Link Mode;Ch9400

Remark : There is no more obvious emission except the listings above.

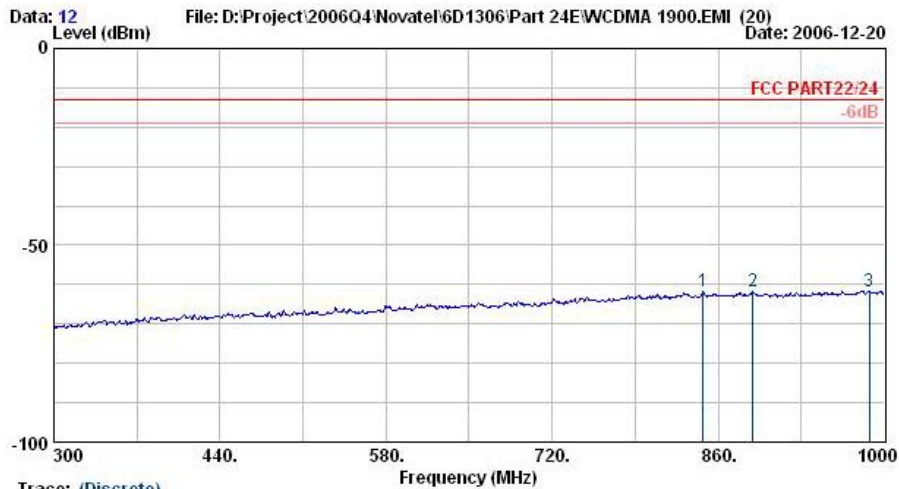


Vertical Polarization



Trace: (Discrete)
 Site : 03CH06-HY
 Condition : LF-SPURIOUS VERTICAL
 EUT : Module
 Power : Dummy Battery (3.3Vdc)
 Model : FG 6D1306
 Mode : WCDMA 1900 Link Mode;Ch9400

	Freq	Level	Over	Limit	Read	Factor	Remark
	MHz	dBm	dB	dBm	dBm	dB	
1	31.9	-68.83	-55.83	-13.00	-59.22	-9.62	Peak
2	71.0	-65.68	-52.68	-13.00	-53.80	-11.88	Peak
3	106.7	-69.92	-56.92	-13.00	-62.17	-7.75	Peak

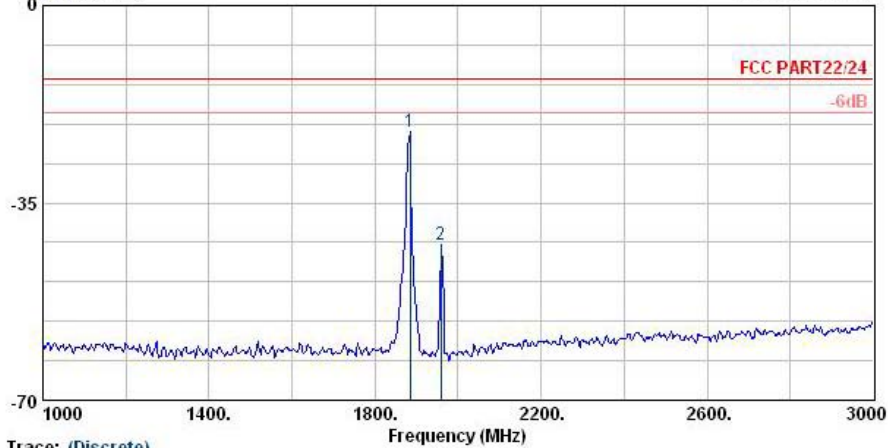


Trace: (Discrete)
 Site : 03CH06-HY
 Condition : LF-SPURIOUS VERTICAL
 EUT : Module
 Power : Dummy Battery (3.3Vdc)
 Model : FG 6D1306
 Mode : WCDMA 1900 Link Mode;Ch9400

	Freq	Level	Over	Limit	Read	Factor	Remark
	MHz	dBm	dB	dBm	dBm	dB	
1	847.4	-61.59	-48.59	-13.00	-63.04	1.45	Peak
2	889.4	-61.76	-48.76	-13.00	-63.54	1.78	Peak
3	987.4	-61.58	-48.58	-13.00	-64.14	2.56	Peak



Data: 13 File: D:\Project\2006Q4\Novatel\6D1306\Part 24E\WCDMA 1900.EMI (20) Date: 2006-12-20



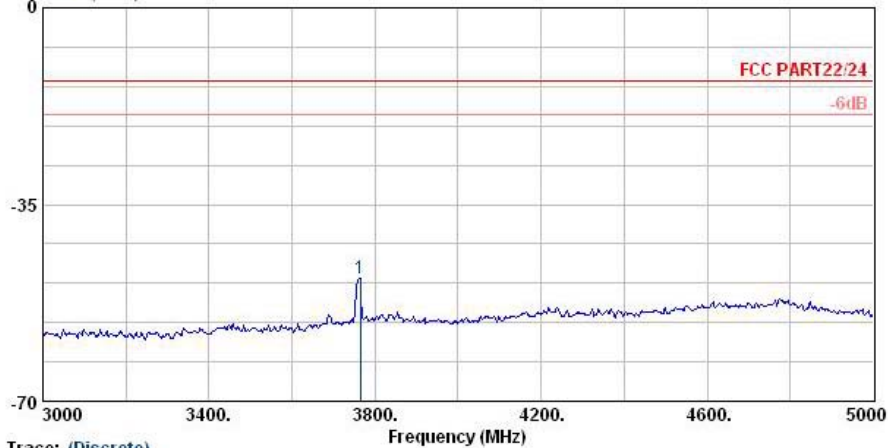
Trace: (Discrete)
Site : 03CH06-HY
Condition : HF-SPURIOUS VERTICAL
EUT :
Module :
Power : Dummy Battery (3.3Vdc)
Model : FG 6D1306
Mode : WCDMA 1900 Link Mode,Ch9400

Table with 7 columns: Freq, Level, Over Limit, Limit Line, Read Level, Factor, Remark. Contains two rows of peak data.

Remark:

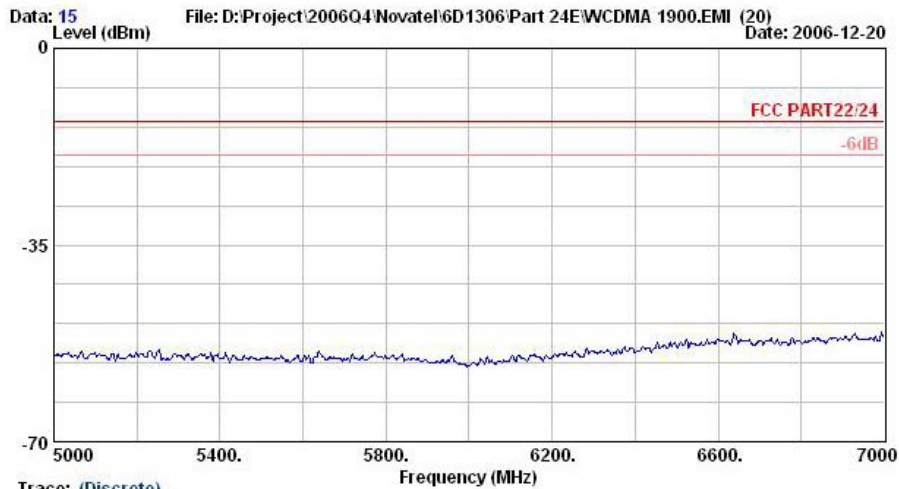
- 1. #1: MS Signal
2. #2: BS Signal

Data: 14 File: D:\Project\2006Q4\Novatel\6D1306\Part 24E\WCDMA 1900.EMI (20) Date: 2006-12-20

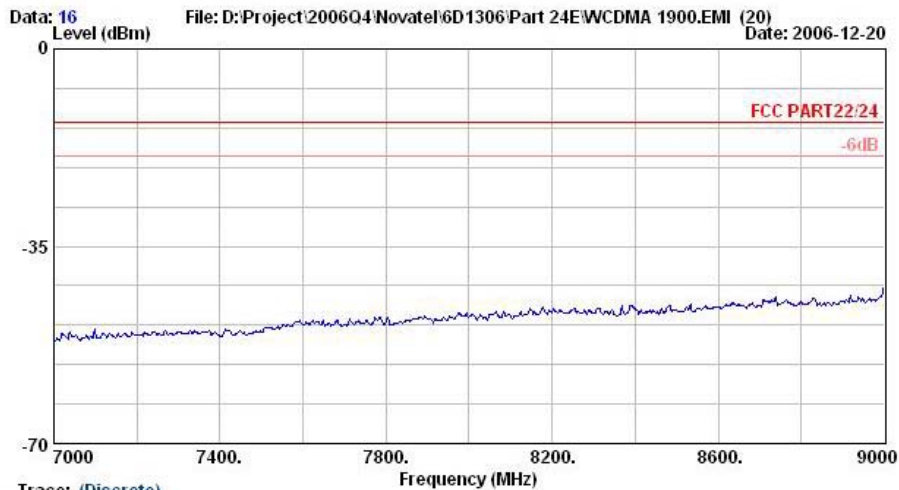


Trace: (Discrete)
Site : 03CH06-HY
Condition : HF-SPURIOUS VERTICAL
EUT :
Module :
Power : Dummy Battery (3.3Vdc)
Model : FG 6D1306
Mode : WCDMA 1900 Link Mode,Ch9400

Table with 7 columns: Freq, Level, Over Limit, Limit Line, Read Level, Factor, Remark. Contains one row of peak data.



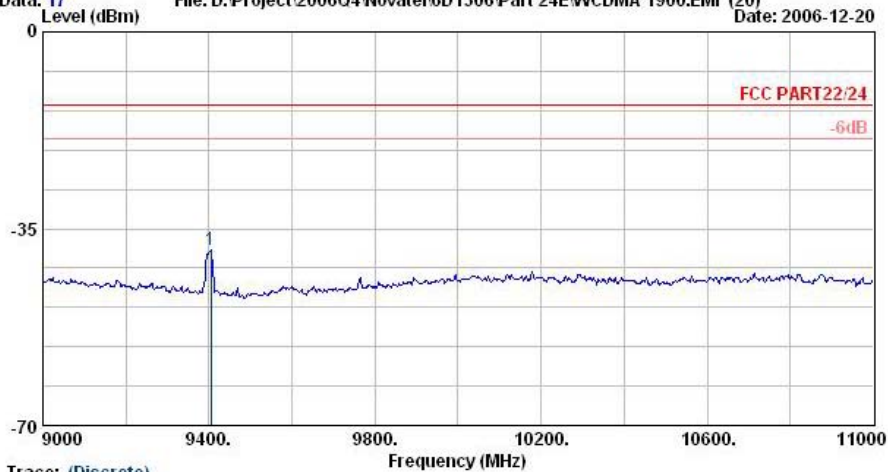
Trace: (Discrete)
Site : 03CH06-HY
Condition : HF-SPURIOUS VERTICAL
EUT : Module
Power : Dummy Battery (3.3Vdc)
Model : FG 6D1306
Mode : WCDMA 1900 Link Mode;Ch9400



Trace: (Discrete)
Site : 03CH06-HY
Condition : HF-SPURIOUS VERTICAL
EUT : Module
Power : Dummy Battery (3.3Vdc)
Model : FG 6D1306
Mode : WCDMA 1900 Link Mode;Ch9400



Data: 17 File: D:\Project\2006Q4\Novatel\6D1306\Part 24E\WCDMA 1900.EMI (20) Date: 2006-12-20

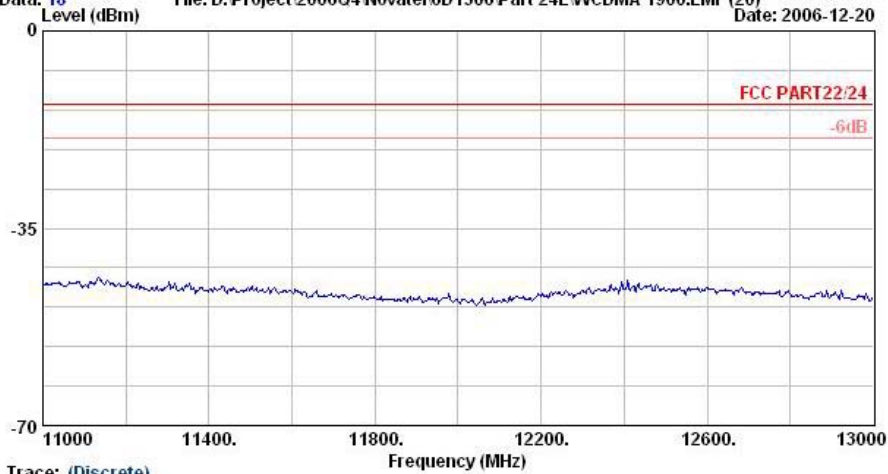


Trace: (Discrete)
 Site : 03CH06-HY
 Condition : HF-SPURIOUS VERTICAL
 EUT : Module
 Power : Dummy Battery (3.3Vdc)
 Model : FG 6D1306
 Mode : WCDMA 1900 Link Mode;Ch9400

Freq	Level	Over	Limit	Read	Factor	Remark
MHz	dBm	dB	dBm	dBm	dB	

1 @	9404.0	-38.80	-25.80	-13.00	-55.84	17.04 Peak
-----	--------	--------	--------	--------	--------	------------

Data: 18 File: D:\Project\2006Q4\Novatel\6D1306\Part 24E\WCDMA 1900.EMI (20) Date: 2006-12-20

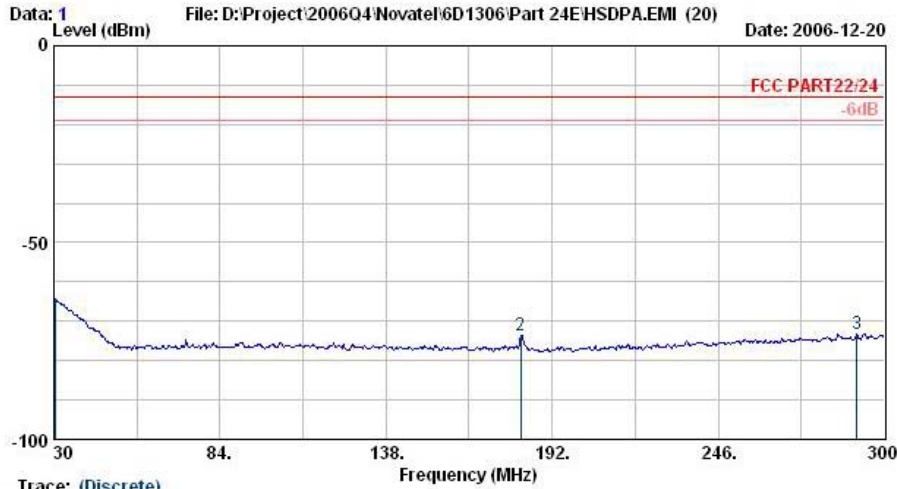


Trace: (Discrete)
 Site : 03CH06-HY
 Condition : HF-SPURIOUS VERTICAL
 EUT : Module
 Power : Dummy Battery (3.3Vdc)
 Model : FG 6D1306
 Mode : WCDMA 1900 Link Mode;Ch9400

Remark: There is no more obvious emission except the listings above.

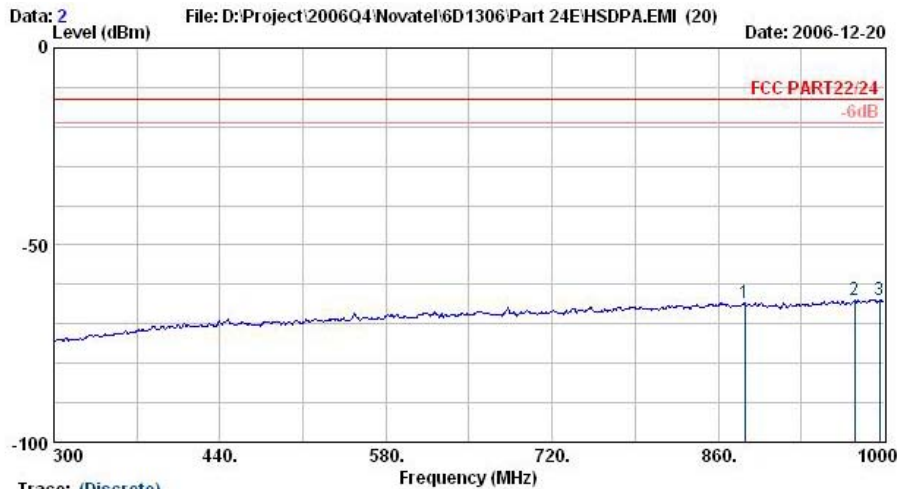


4.6.5.4 Mode 4
Horizontal Polarization



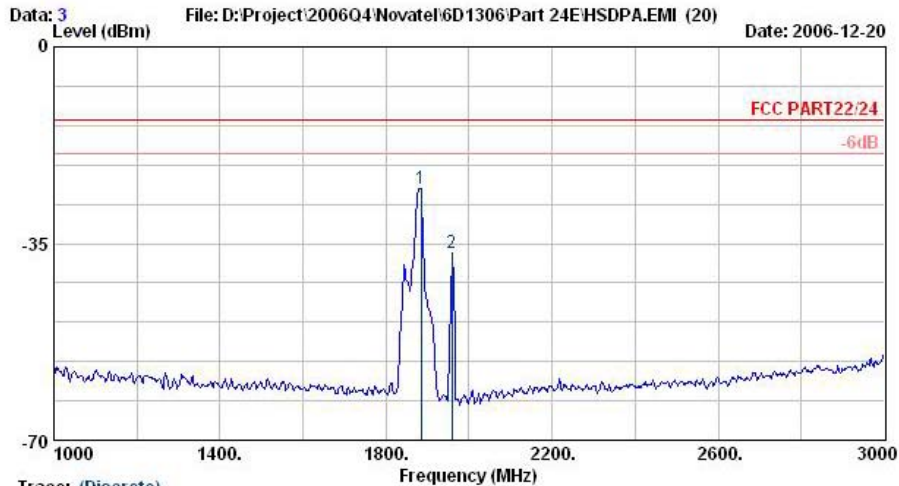
Trace: (Discrete)
 Site : 03CH06-HY
 Condition : LP-SPURIOUS HORIZONTAL
 EUT :
 Module :
 Power : Dummy Battery (3.3Vdc)
 Model : FG 6D1306
 Mode : HSDPA Link Mode;CH9400

	Freq	Level	Over	Limit	Read		
	MHz	dBm	Limit	Line	Level	Factor	Remark
			dB	dBm	dBm	dB	
1	30.3	-64.26	-51.26	-13.00	-64.62	0.36	Peak
2	181.7	-73.77	-60.77	-13.00	-60.59	-13.18	Peak
3	291.1	-73.07	-60.07	-13.00	-62.82	-10.25	Peak



Trace: (Discrete)
 Site : 03CH06-HY
 Condition : LP-SPURIOUS HORIZONTAL
 EUT :
 Module :
 Power : Dummy Battery (3.3Vdc)
 Model : FG 6D1306
 Mode : HSDPA Link Mode;CH9400

	Freq	Level	Over	Limit	Read		
	MHz	dBm	Limit	Line	Level	Factor	Remark
			dB	dBm	dBm	dB	
1	882.4	-64.63	-51.63	-13.00	-63.74	-0.89	Peak
2	974.8	-63.77	-50.77	-13.00	-63.77	0.00	Peak
3	995.8	-63.82	-50.82	-13.00	-64.02	0.20	Peak



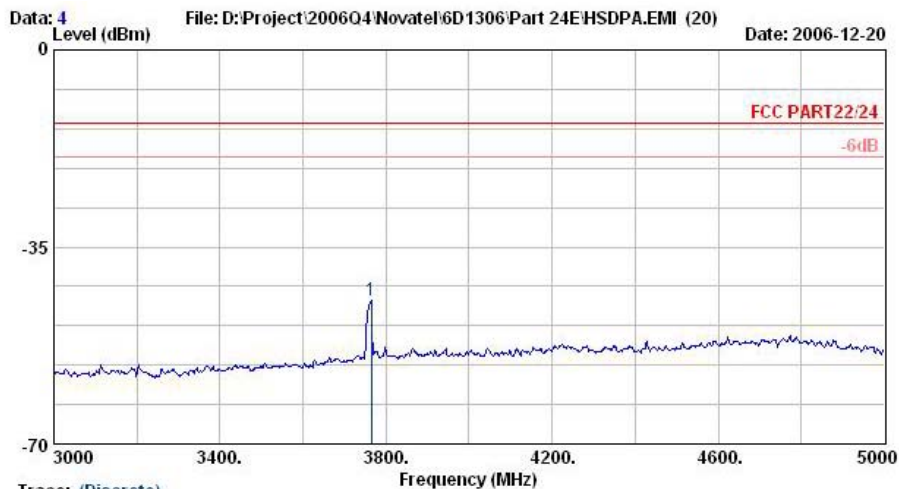
Trace: (Discrete)

Site : 03CH06-HY
 Condition : HP-SPURIOUS HORIZONTAL
 EUT :
 Power : Dummy Battery (3.3Vdc)
 Model : FG 6D1306
 Mode : HSDPA Link Mode;Ch9400

	Freq	Level	Over	Limit	Read	Factor	Remark
	MHz	dBm	dB	dBm	dBm	dB	
1 @	1884.0	-25.22			-24.54	-0.68	Peak
2	1958.0	-36.71			-35.60	-1.11	Peak

Remark:

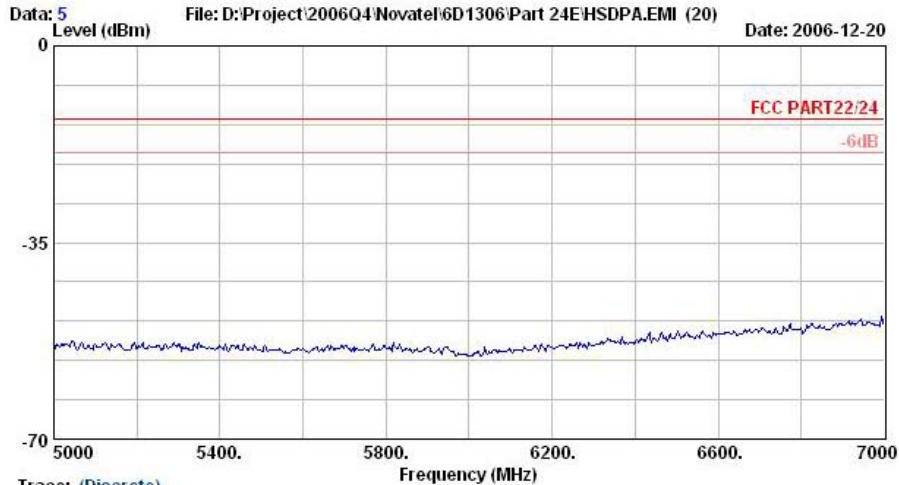
- #1: MS Signal
- #2: BS Signal



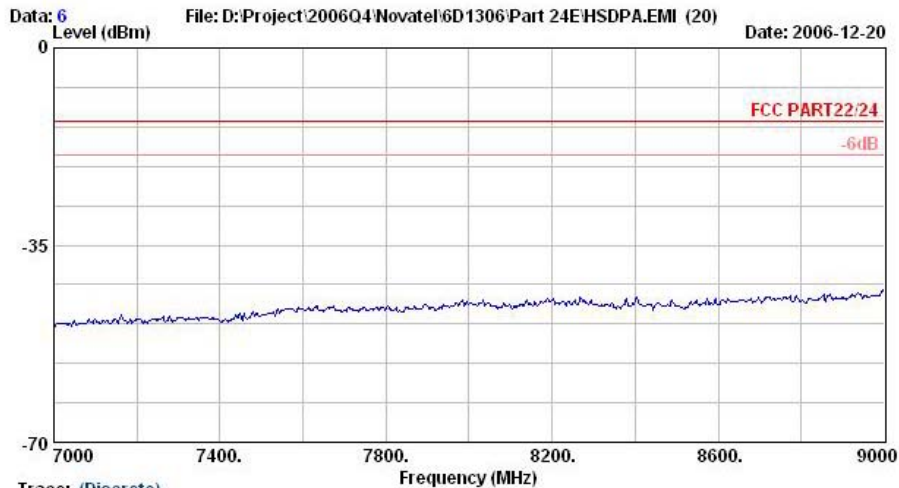
Trace: (Discrete)

Site : 03CH06-HY
 Condition : HP-SPURIOUS HORIZONTAL
 EUT :
 Power : Dummy Battery (3.3Vdc)
 Model : FG 6D1306
 Mode : HSDPA Link Mode;Ch9400

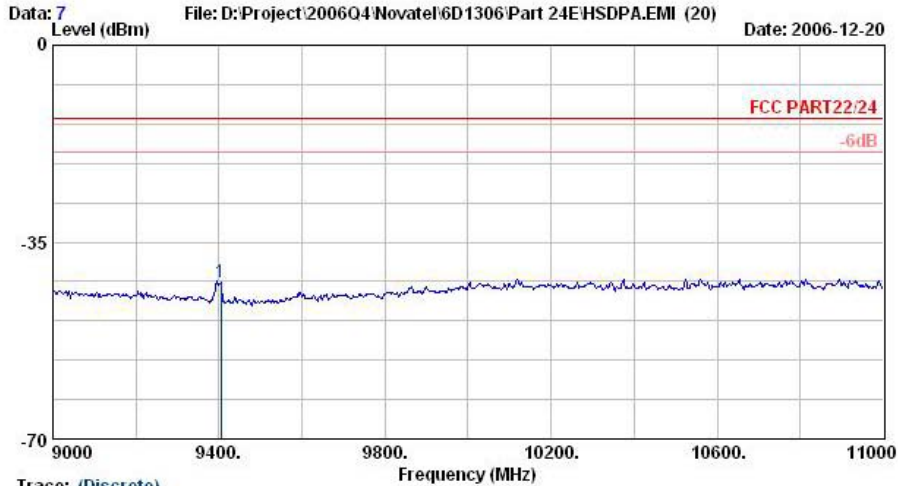
	Freq	Level	Over	Limit	Read	Factor	Remark
	MHz	dBm	dB	dBm	dBm	dB	
1	3764.0	-44.52	-31.52	-13.00	-52.44	7.92	Peak



Trace: (Discrete)
Site : 03CH06-HY
Condition : HP-SPURIOUS HORIZONTAL
EUT : Module
Power : Dummy Battery (3.3Vdc)
Model : FG 6D1306
Mode : HSDPA Link Mode;C19400

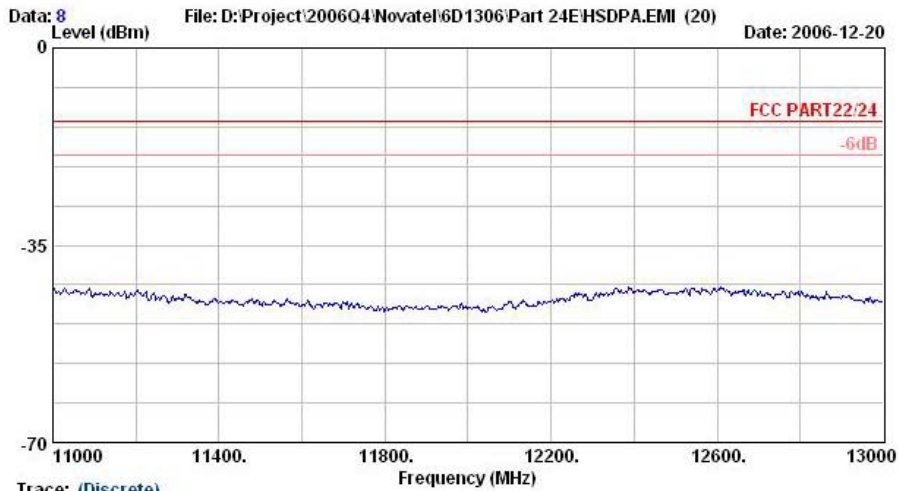


Trace: (Discrete)
Site : 03CH06-HY
Condition : HP-SPURIOUS HORIZONTAL
EUT : Module
Power : Dummy Battery (3.3Vdc)
Model : FG 6D1306
Mode : HSDPA Link Mode;C19400



Trace: (Discrete)
 Site : 03CH06-HY
 Condition : HF-SPURIOUS HORIZONTAL
 EUT :
 Module :
 Power : Dummy Battery (3.3Vdc)
 Model : FG 6D1306
 Mode : HSDPA Link Mode;Ch9400

	Freq	Level	Over	Limit	Read	Factor	Remark
	MHz	dBm	dB	dBm	dBm	dB	
1	9404.0	-42.12	-29.12	-13.00	-60.23	18.10	Peak

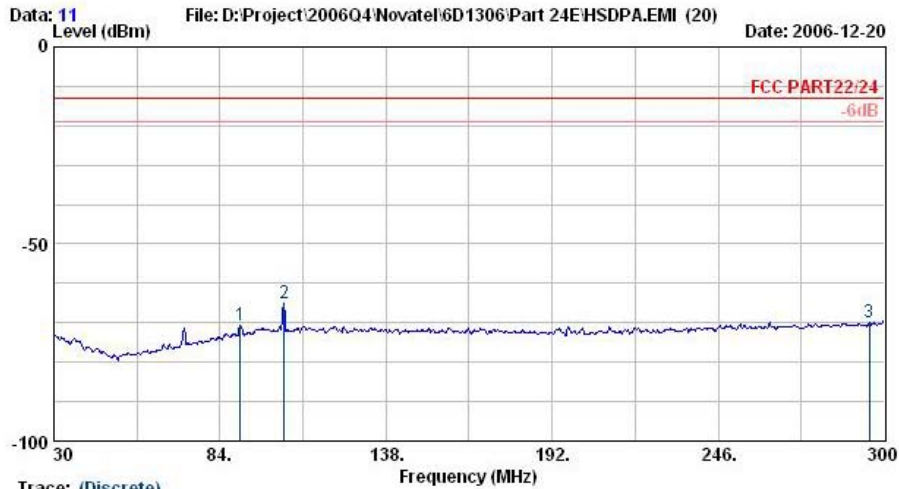


Trace: (Discrete)
 Site : 03CH06-HY
 Condition : HF-SPURIOUS HORIZONTAL
 EUT :
 Module :
 Power : Dummy Battery (3.3Vdc)
 Model : FG 6D1306
 Mode : HSDPA Link Mode;Ch9400

Remark : There is no more obvious emission except the listings above.

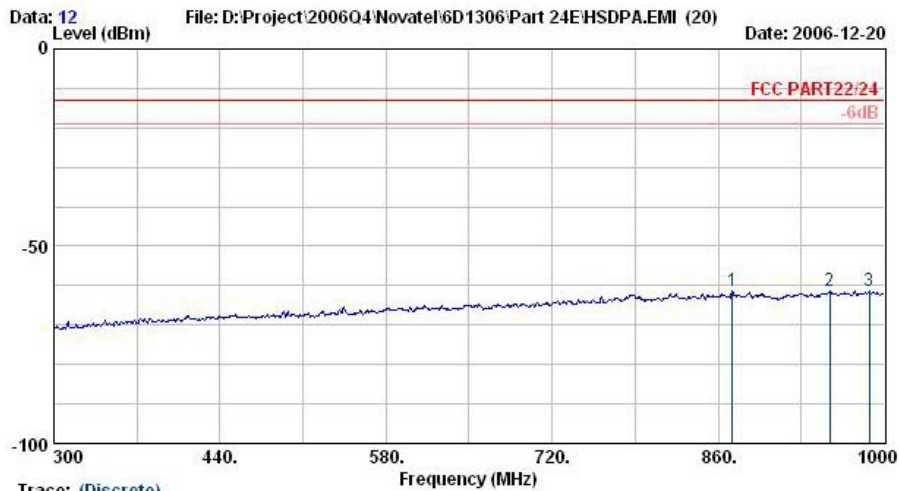


Vertical Polarization



Trace: (Discrete)
 Site : 03CH06-HY
 Condition : LP-SPURIOUS VERTICAL
 EUT : Module
 Power : Dummy Battery (3.3Vdc)
 Model : FG 6D1306
 Mode : HSDPA Link Mode;CA9400

	Freq	Level	Over	Limit	Read		
	MHz	dBm	Limit	Line	Level	Factor	Remark
			dB	dBm	dBm	dB	
1	90.5	-70.80	-57.80	-13.00	-61.71	-9.09	Peak
2	104.8	-64.91	-51.91	-13.00	-57.18	-7.73	Peak
3	295.1	-69.92	-56.92	-13.00	-63.35	-6.56	Peak

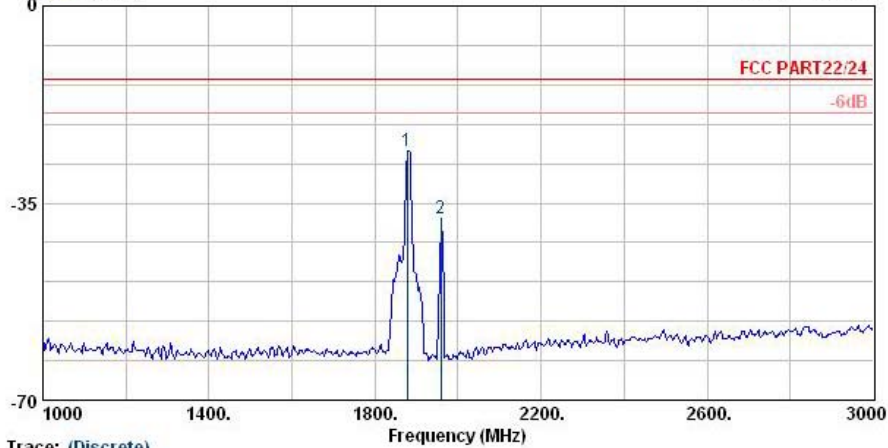


Trace: (Discrete)
 Site : 03CH06-HY
 Condition : LP-SPURIOUS VERTICAL
 EUT : Module
 Power : Dummy Battery (3.3Vdc)
 Model : FG 6D1306
 Mode : HSDPA Link Mode;CA9400

	Freq	Level	Over	Limit	Read		
	MHz	dBm	Limit	Line	Level	Factor	Remark
			dB	dBm	dBm	dB	
1	871.9	-61.26	-48.26	-13.00	-62.90	1.64	Peak
2	953.8	-61.48	-48.48	-13.00	-63.77	2.29	Peak
3	987.4	-61.44	-48.44	-13.00	-64.00	2.56	Peak



Data: 13 File: D:\Project\2006Q4\Novatel\6D1306\Part 24EHSDPA.EMI (20) Date: 2006-12-20



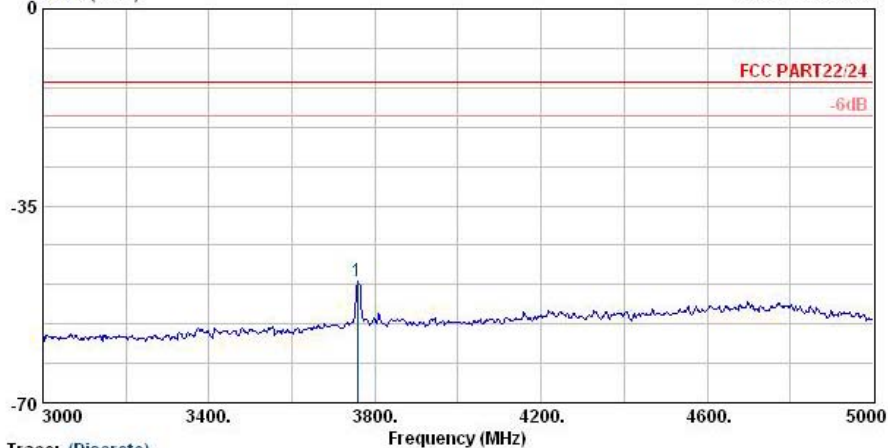
Trace: (Discrete)
Site : 03CH06-HY
Condition : HF-SPURIOUS VERTICAL
EUT :
Module :
Power : Dummy Battery (3.3Vdc)
Model : FG 6D1306
Mode : HSDPA Link Mode;Cl9400

Table with 7 columns: Freq, Level, Over Limit, Limit Line, Read Level, Factor, Remark. Contains two rows of peak data.

Remark:

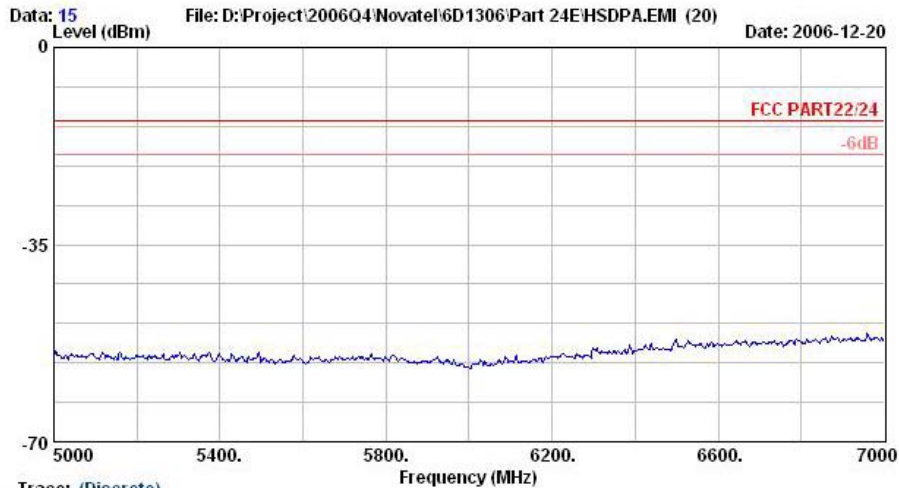
- 1. #1: MS Signal
2. #2: BS Signal

Data: 14 File: D:\Project\2006Q4\Novatel\6D1306\Part 24EHSDPA.EMI (20) Date: 2006-12-20

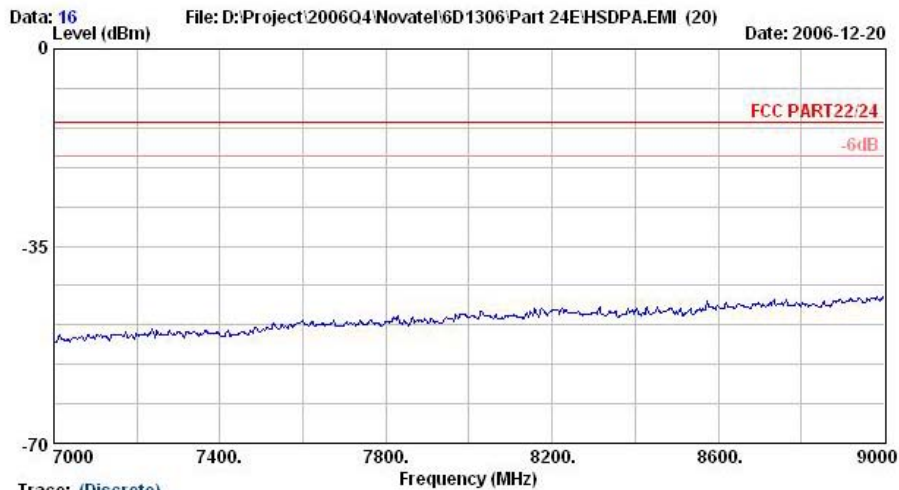


Trace: (Discrete)
Site : 03CH06-HY
Condition : HF-SPURIOUS VERTICAL
EUT :
Module :
Power : Dummy Battery (3.3Vdc)
Model : FG 6D1306
Mode : HSDPA Link Mode;Cl9400

Table with 7 columns: Freq, Level, Over Limit, Limit Line, Read Level, Factor, Remark. Contains one row of peak data.



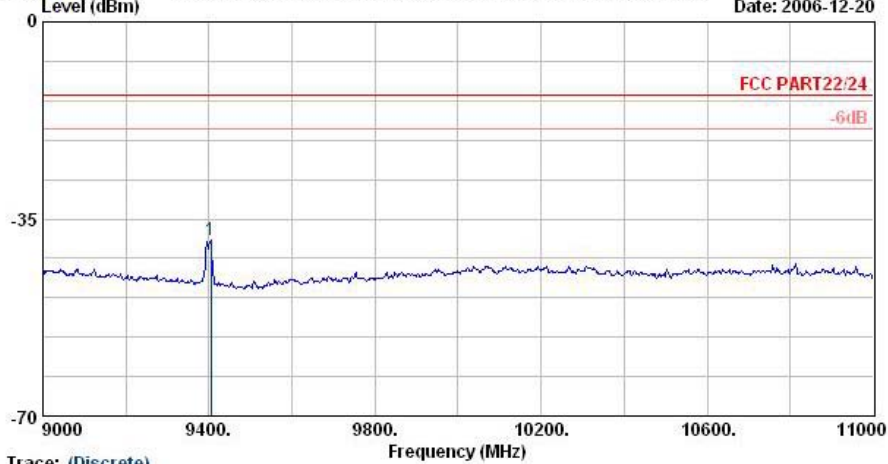
Trace: (Discrete)
Site : 03CH06-HY
Condition : HP-SPURIOUS VERTICAL
EUT : Module
Power : Dummy Battery (3.3Vdc)
Model : FG 6D1306
Mode : HSDPA Link Mode;Cl9400



Trace: (Discrete)
Site : 03CH06-HY
Condition : HP-SPURIOUS VERTICAL
EUT : Module
Power : Dummy Battery (3.3Vdc)
Model : FG 6D1306
Mode : HSDPA Link Mode;Cl9400



Data: 17 File: D:\Project\2006Q4\Novatel\6D1306\Part 24EHSDPA.EMI (20) Date: 2006-12-20

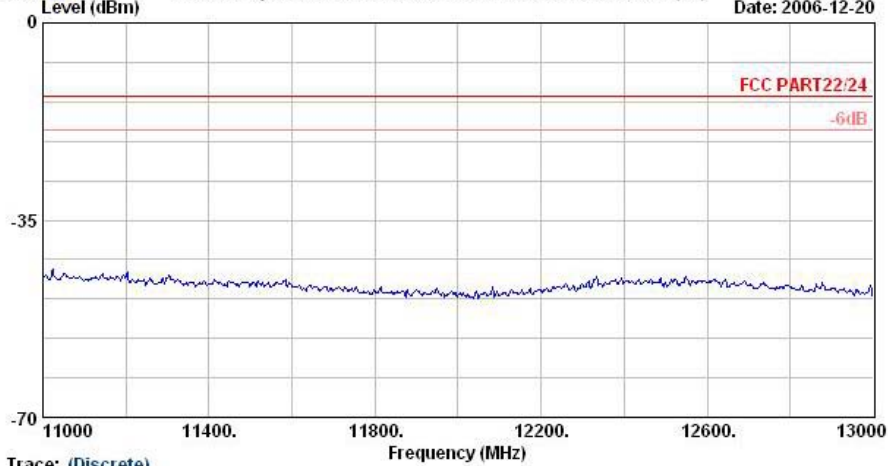


Trace: (Discrete)
 Site : 08CH06-HY
 Condition : HF-SPURIOUS VERTICAL
 EUT : Module
 Power : Dummy Battery (3.3Vdc)
 Model : FG 6D1306
 Mode : HSDPA Link Mode;Ch9400

	Freq	Level	Over	Limit	Read	Factor	Remark
	MHz	dBm	dB	dBm	dBm	dB	

1	9404.0	-38.81	-25.81	-13.00	-55.85	17.04	Peak
---	--------	--------	--------	--------	--------	-------	------

Data: 18 File: D:\Project\2006Q4\Novatel\6D1306\Part 24EHSDPA.EMI (20) Date: 2006-12-20



Trace: (Discrete)
 Site : 08CH06-HY
 Condition : HF-SPURIOUS VERTICAL
 EUT : Module
 Power : Dummy Battery (3.3Vdc)
 Model : FG 6D1306
 Mode : HSDPA Link Mode;Ch9400

Remark: There is no more obvious emission except the listings above.

4.7 Frequency Stability (Temperature Variation)

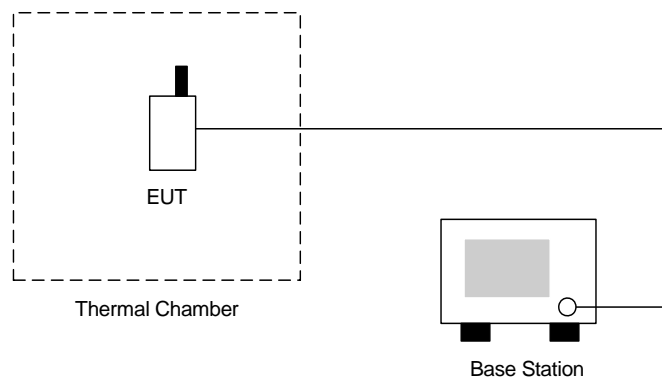
4.7.1 Measurement Instrument

As described in chapter 5 of this test report.

4.7.2 Test Procedure

1. The EUT and test equipment were set up as shown on the following section.
2. With all power removed, the temperature was decreased to -30°C and permitted to stabilize for three hours. Power was applied and the maximum change in frequency was noted within one minute.
3. With power OFF, the temperature was raised in 10°C steps. The sample was permitted to stabilize at each step for at least one-half hour. Power was applied and the maximum frequency change was noted within one minute.
4. The temperature tests were performed for the worst case.
5. Test data was recorded.

4.7.3 Test Setup Layout





4.7.4 Test Result

- Test Mode : GSM850 (GSM) CH189

Temperature(°C)	Change (Hz)	Change (ppm)	Limit (ppm)	Result
-30	-49	-0.03	2.5	Passed
-20	38	0.02		
-10	-37	-0.02		
0	22	0.01		
10	28	0.01		
20	-32	-0.02		
30	-36	-0.02		
40	45	0.02		
50	-42	-0.02		

- Test Mode : GSM850 (EDGE) CH189

Temperature(°C)	Change (Hz)	Change (ppm)	Limit (ppm)	Result
-30	43	0.02	2.5	Passed
-20	-44	-0.02		
-10	38	0.02		
0	27	0.01		
10	24	0.01		
20	-33	-0.02		
30	-27	-0.01		
40	25	0.01		
50	38	0.02		

- Test Mode : PCS1900 (GSM) CH661

Temperature(°C)	Change (Hz)	Change (ppm)	Limit (ppm)	Result
-30	-53	-0.03	2.5	Passed
-20	47	0.02		
-10	-38	-0.02		
0	26	0.01		
10	28	0.01		
20	31	0.02		
30	-34	-0.02		
40	-38	-0.02		
50	44	0.02		



▪ Test Mode : PCS1900 (EDGE) CH661

Temperature(°C)	Change (Hz)	Change (ppm)	Limit (ppm)	Result
-30	-72	-0.04	2.5	Passed
-20	68	0.04		
-10	64	0.03		
0	-52	-0.03		
10	-55	-0.03		
20	-48	-0.03		
30	-43	-0.02		
40	45	0.02		
50	-46	-0.02		

▪ Test Mode : WCDMA Band V CH4182

Temperature(°C)	Change (Hz)	Change (ppm)	Limit (ppm)	Result
-30	56	0.03	2.5	Passed
-20	-42	-0.02		
-10	37	0.02		
0	24	0.01		
10	-22	-0.01		
20	36	0.02		
30	-28	-0.01		
40	-34	-0.02		
50	-42	-0.02		

▪ Test Mode : WCDMA Band V (HSDPA) CH4182

Temperature(°C)	Change (Hz)	Change (ppm)	Limit (ppm)	Result
-30	41	0.02	2.5	Passed
-20	33	0.02		
-10	-28	-0.01		
0	25	0.01		
10	-22	-0.01		
20	30	0.02		
30	33	0.02		
40	-40	-0.02		
50	-39	-0.02		



▪ Test Mode : WCDMA Band II CH9400

Temperature(°C)	Change (Hz)	Change (ppm)	Limit (ppm)	Result
-30	43	0.02	2.5	Passed
-20	33	0.02		
-10	-28	-0.01		
0	30	0.02		
10	25	0.01		
20	-20	-0.01		
30	-26	-0.01		
40	22	0.01		
50	-28	-0.01		

▪ Test Mode : WCDMA Band II (HSDPA) CH9400

Temperature(°C)	Change (Hz)	Change (ppm)	Limit (ppm)	Result
-30	50	0.03	2.5	Passed
-20	42	0.02		
-10	-44	-0.02		
0	36	0.02		
10	28	0.01		
20	-27	-0.01		
30	41	0.02		
40	-38	-0.02		
50	35	0.02		

4.8 Frequency Stability (Voltage Variation)

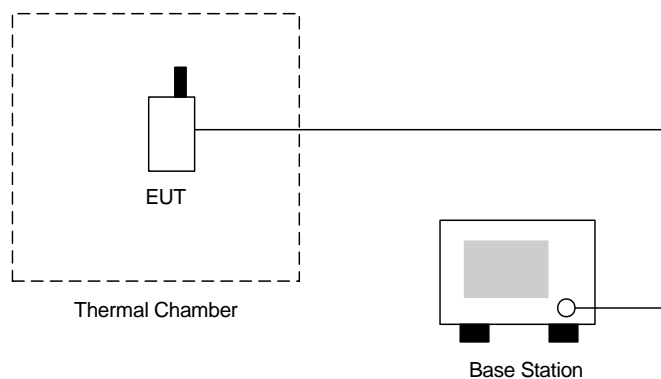
4.8.1 Measurement Instrument

As described in chapter 5 of this test report.

4.8.2 Test Procedure

1. The EUT was placed in a temperature chamber at $25\pm 5^{\circ}\text{C}$ and connected as the following section.
2. The power supply voltage to the EUT was varied from BEP to 115% of the nominal value measured at the input to the EUT.
3. The variation in frequency was measured for the worst case.

4.8.3 Test Setup Layout



4.8.4 Test Result

- Test Mode : GSM850 (GSM) CH189

Voltage(Volt)	Change (Hz)	Change (ppm)	Limit (ppm)	Result
3.3	-11.0	-0.01	2.5	Passed
BEP	8.0	0.00		
3.8	-17.0	-0.01		

- Test Mode : GSM850 (EDGE) CH189

Voltage(Volt)	Change (Hz)	Change (ppm)	Limit (ppm)	Result
3.3	-18.0	-0.01	2.5	Passed
BEP	25.0	0.01		
3.8	-22.0	-0.01		



- Test Mode : PCS1900 (GSM) CH661

Voltage(Volt)	Change (Hz)	Change (ppm)	Limit (ppm)	Result
3.3	30.0	0.02	2.5	Passed
BEP	27.0	0.01		
3.8	-31.0	-0.02		

- Test Mode : PCS1900 (EDGE) CH661

Voltage(Volt)	Change (Hz)	Change (ppm)	Limit (ppm)	Result
3.3	16.0	0.01	2.5	Passed
BEP	-19.0	-0.01		
3.8	20.0	0.01		

- Test Mode : WCDMA Band V CH4182

Voltage(Volt)	Change (Hz)	Change (ppm)	Limit (ppm)	Result
3.3	25.0	0.01	2.5	Passed
BEP	32.0	0.02		
3.8	-24.0	-0.01		

- Test Mode : WCDMA Band V (HSDPA) CH4182

Voltage(Volt)	Change (Hz)	Change (ppm)	Limit (ppm)	Result
3.3	25.0	0.01	2.5	Passed
BEP	13.0	0.01		
3.8	-14.0	-0.01		

- Test Mode : WCDMA Band II CH9400

Voltage(Volt)	Change (Hz)	Change (ppm)	Limit (ppm)	Result
3.3	23.0	0.01	2.5	Passed
BEP	-18.0	-0.01		
3.8	26.0	0.01		



- Test Mode : WCDMA Band II (HSDPA) CH9400

Voltage(Volt)	Change (Hz)	Change (ppm)	Limit (ppm)	Result
3.3	28.0	0.01	2.5	Passed
BEP	25.0	0.01		
3.8	-18.0	-0.01		

Remark:

1. Normal Voltage=3.3V.
2. Battery End Point (BEP)=2.9 V.



5 List of Measurement Equipments

Instrument	Manufacturer	Model No.	Serial No.	Characteristics	Calibration Date	Due Date	Remark
Spectrum analyzer	Agilent	E4408B	MY44211030	9KHz-26.5GHz	Oct. 05, 2006	Oct. 04, 2007	Radiation (03CH06-HY)
EMI Test Receiver	R&S	ESCS30	100356	9KHz-2.75GHz	Jul. 13, 2006	Jul. 12, 2007	Radiation (03CH06-HY)
Controller	INN-CO	CO2000	N/A	N/A	N/A	N/A	Radiation (03CH06-HY)
Bilog Antenna	SCHAFFNER	CBL6112B	2885	30MHz -2GHz	Nov. 20, 2006	Nov. 19, 2007	Radiation (03CH06-HY)
Horn Antenna	Com-Power	AH118	071025	1G-18G	Mar. 29, 2006	Mar. 28, 2007	Radiation (03CH06-HY)
SHF-EHF Horn	SCHWARZBECK	BBHA 9170	9170-249	14G - 40G	Nov. 20, 2006	Nov. 19, 2008	Radiation (03CH06-HY)
Pre Amplifier	Agilent	8449B	3008A01917	1G - 26.5G	Nov. 15, 2006	Nov. 14, 2007	Radiation (03CH06-HY)
Pre Amplifier	Mini Circuits	ZKL-2	D092004-1	10~2500MHz	Nov. 15, 2006	Nov. 14, 2007	Radiation (03CH06-HY)
Turn Table	INN-CO	DS2000	420/650/00	0 ~ 360 degree	N/A	N/A	Radiation (03CH06-HY)
Antenna Mast	INN-CO	MM3000	114/8000604/ L	1 m - 4 m	N/A	N/A	Radiation (03CH06-HY)



6 Uncertainty Evaluation

Uncertainty of Radiated Emission Measurement (30MHz ~ 1000MHz)

Contribution	Uncertainty of x_i		$u(x_i)$
	dB	Probability Distribution	
Receiver reading	0.41	Normal(k=2)	0.21
Antenna factor calibration	0.83	Normal(k=2)	0.42
Cable loss calibration	0.25	Normal(k=2)	0.13
Pre Amplifier Gain calibration	0.27	Normal(k=2)	0.14
RCV/SPA specification	2.50	Rectangular	0.72
Antenna Factor Interpolation for Frequency	1.00	Rectangular	0.29
Site imperfection	1.43	Rectangular	0.83
Mismatch	+0.39/-0.41	U-shaped	0.28
combined standard uncertainty Uc(y)	1.27		
Measuring uncertainty for a level of confidence of 95% U=2Uc(y)	2.54		

Uncertainty of Radiated Emission Measurement (1GHz ~ 40GHz)

Contribution	Uncertainty of x_i		$u(x_i)$	C_i	$C_i * u(x_i)$
	dB	Probability Distribution			
Receiver reading	±0.10	Normal(k=1)	0.10	1	0.10
Antenna factor calibration	±1.70	Normal(k=2)	0.85	1	0.85
Cable loss calibration	±0.50	Normal(k=2)	0.25	1	0.25
Receiver Correction	±2.00	Rectangular	1.15	1	1.15
Antenna Factor Directional	±1.50	Rectangular	0.87	1	0.87
Site imperfection	±2.80	Triangular	1.14	1	1.14
Mismatch Receiver VSWR $\Gamma_1 = 0.197$ Antenna VSWR $\Gamma_2 = 0.194$ Uncertainty = $20 \log(1 - \Gamma_1 * \Gamma_2 * \Gamma_3)$	+0.34/-0.35	U-shaped	0.244	1	0.244
Combined standard uncertainty Uc(y)	2.36				
Measuring uncertainty for a level of confidence of 95% U=2Ue(y)	4.72				

END OF TEST REPORT