



Flom Test Labs  
EMI, EMC, RF Testing Experts Since 1963

toll-free: (866) 311-3268  
fax: (480) 926-3598  
<http://www.flomlabs.com>  
[info@flomlabs.com](mailto:info@flomlabs.com)

Date: July 27, 2007

Federal Communications Commission  
Via: Electronic Filing

Attention: Authorization & Evaluation Division

Applicant: Novatel Wireless Technologies Ltd.  
Equipment: NBZNRM-EU860D Collocated QDS-BRCM1019 802.11.a,b,g  
FCC ID: NBZNRM-EU860D  
FCC Rules: Radio Frequency Radiation Exposure Limits  
47 CFR 1.1310  
MPE - Mobiles   X   Fixed Based Station           

Gentlemen:

On behalf of the Applicant, enclosed please find the Supplemental Test Data Report, the whole for Environmental Assessment (MPE) of the referenced equipment as shown.

We trust the same is in order. Should you need any further information, kindly contact the writer who is authorized to act as agent.

Sincerely yours,

Hoosamuddin S. Bandukwala, Lab Director

enclosure(s)  
cc: Applicant  
HSB/jhe

Flom Test Labs  
3356 N. San Marcos Place, Suite 107  
Chandler, Arizona 85225-7176  
(866) 311-3268 phone, (480) 926-3598 fax

p0770015, d0770038



## **Environmental Assessment**

for

**Mobiles**

for

**FCC ID:** FCC ID: NBZNRM-EU860D

Model:NBZNRM-EU860D

to

**Federal Communications Commission**

**47 CFR 1.1310 (MPE)**

Radio Frequency Radiation Exposure Limits

**Date Of Report:** July 27, 2007

**On the Behalf of the Applicant:** Novatel Wireless Technologies Ltd.

**At the Request of:** Novatel Wireless Technologies Ltd.  
Suite 325, 6715 8th Street NE  
Calgary, AB T2E7H7

**Attention of:** Jim Turner  
403-295-4855  
E-mail: [jturner@nvtl.com](mailto:jturner@nvtl.com)

Supervised By:

Hoosamuddin S. Bandukwala, Lab Director

## Table of Contents

Rule	Description	Page
	Test Report	1
	Identification of the Equipment Under Test	2
	Standard Test Conditions and Engineering Practices	3
1.1310	Environmental Assessment	4

Required information per ISO/IEC Guide 17025-2005, paragraph 5.0:

a) **Test Report (Supplemental)**

b) Laboratory:  
(FCC: 31040/SIT)  
(Canada: IC 2044)

Flom Test Labs  
3356 N. San Marcos Place, Suite 107  
Chandler, AZ 85225

c) Report Number:

d0770038

d) Client:

Novatel Wireless Technologies Ltd.  
Suite 325, 6715 8th Street NE  
Calgary, AB T2E7H7

e) Identification:

NBZNRM-EU860D  
FCC ID: NBZNRM-EU860D

Description:

Dell Laptop models Latitude D630C and Precision M2300

f) EUT Condition:

Not required unless specified in individual tests.

g) Report Date:

July 27, 2007

h, j, k):

As indicated in individual tests.


i) Sampling method:

No sampling procedure used.

l) Uncertainty:

In accordance with MFA internal quality manual.

m) Supervised by:



Hoosamuddin S. Bandukwala, Lab Director

n) Results:

The results presented in this report relate only to the item tested.

o) Reproduction:

This report must not be reproduced, except in full, without written permission from this laboratory.

### Identification of the Equipment Under Test (EUT)

**Name and Address of Applicant:** Novatel Wireless Technologies Ltd.  
 Suite 325, 6715 8th Street NE  
 Calgary, AB T2E7H7

**Manufacturer:** Novatel Wireless Technologies Ltd.  
 Suite 325, 6715 8th Street NE  
 Calgary, AB T2E7H7

**FCC ID:** NBZNRM-EU860D

**Model Number:** NBZNRM-EU860D

**Description:** Dell Laptop models Latitude D630C and Precision M2300

**Type of Emission:** GSM and 802.11 a,b,g

**Frequency Range, MHz:** 842 - 848 and 1850 - 1909

**Power Rating, Watts:** 0.79

Switchable     
  Variable     
  N/A

**Modulation:**

<input type="checkbox"/>	AMPS
<input type="checkbox"/>	TDMA
<input checked="" type="checkbox"/>	GSM
<input checked="" type="checkbox"/>	OTHER

**Antenna:**

<input type="checkbox"/>	Helical
<input type="checkbox"/>	Monopole
<input type="checkbox"/>	Whip
<input checked="" type="checkbox"/>	Other

**Note:** For RF Safety test antenna gain taken at the upper range of expected gain (i.e. 0 dBd) and RF Power set to highest nominal power across all channels.

## Standard Test Conditions and Engineering Practices

Except as noted herein, the following conditions and procedures were observed during the testing:

In accordance with ANSI C63.4-2004, section 6.1.9, and unless otherwise indicated in the specific measurement results, the ambient temperature of the actual EUT was maintained within the range of 10° to 40°C (50° to 104 °F) unless the particular equipment requirements specify testing over a different temperature range. Also, unless otherwise indicated, the humidity levels were in the range of 10% to 90% relative humidity.

Prior to testing, the EUT was tuned up in accordance with the manufacturer's alignment procedures. All external gain controls were maintained at the position of maximum and/or optimum gain throughout the testing.

Measurement results, unless otherwise noted, are worst-case measurements.

### A2LA

“A2LA has accredited Flom Test Labs, Inc. Chandler, AZ for technical competence in the field of Electrical testing. The accreditation covers the specific tests and types of tests listed on the agreed scope of accreditation. This laboratory meets the requirements of ISO 17025:2005 ‘General Requirements for the Competence of Testing and Calibration Laboratories’ and any additional program requirements in the identified field of testing.”

Please refer to [www.a2la.org](http://www.a2la.org) for current scope of accreditation.

Certificate number: 2152.01



**Name of Test:** Environmental Assessment

**Specification:** FCC: 47 CFR 1.1310

**Measurement Guide :** ANSI/IEEE C95.1 1992

**Name of Test:** R.F. Radiation Exposure

FCC Rules: 1.1307, 1.1310, 1.1311, 2.1091  
 Description, EUT: See page 2 of Test Report

Limits: Uncontrolled Exposure 47 CFR 1.1310 Table 1, (B)	0.3-1.234 MHz:	Limit [mW/cm <sup>2</sup> ] = 100
	1.34-30 MHz:	Limit [mW/cm <sup>2</sup> ] = (180/f <sup>2</sup> )
	30-300 MHz:	Limit [mW/cm <sup>2</sup> ] = 0.2
	300-1500 MHz:	Limit [mW/cm <sup>2</sup> ] = f/1500
	1500-100,000 MHz:	Limit [mW/cm <sup>2</sup> ] = 1.0

Limit Calculations                      Limit<sub>[mW/cm<sup>2</sup>]</sub> = 0.549

Test Frequencies, MHz	1851 - 1908
Power, Conducted, mW	= 790
Antenna Gain	= 3 dBi
Antenna Model	Planer Inverted F Antenna
Distance cm	20

Limit Calculations                      Limit<sub>[mW/cm<sup>2</sup>]</sub> = 1.0

### NBZNRM-EU860D GSM


GSM Frequency MHz	TX Power (m)W	Power Density (mW/cm <sup>2</sup> )	Limit (mW/cm <sup>2</sup> )	Result
824 – 848	790	0.314	0.549	Pass
1851 - 1908	760	0.302	1.0	Pass

### QDS-BRCM1019 802.11.a,b,g

802.11 a,b,g Frequency MHz	TX Power (mW)	Power Density (mW/cm <sup>2</sup> )	Limit (mW/cm <sup>2</sup> )	Result
2412 - 2472	433	0.172	1.0	Pass
5745 - 5825	233	0.093	1.0	Pass

### EU860 GSM Collocated QDS-BRCM1019 802.11.a,b,g

GSM Frequency MHz	802.11.a,b,g Frequency MHz	GSM Power Density (mW/cm <sup>2</sup> )	802.11.a,b,g Power Density (mW/cm <sup>2</sup> )	Total Power Density (mW/cm <sup>2</sup> )	Limit (mW/cm <sup>2</sup> )	Result
824 – 848	2412 – 2472	0.314	0.172	0.486	0.549	Pass
824 – 848	5745 - 5825	0.314	0.093	0.407	0.549	Pass
1851 - 1908	2412 – 2472	0.302	0.172	0.474	1.0	Pass
1851 - 1908	5745 - 5825	0.302	0.093	0.395	1.0	Pass



Supervised By:

Hoosamuddin S. Bandukwala, Lab Director

End of Test Report




**Testimonial  
and  
Statement of Certification**

**This is to certify that:**

1. **That** the application was prepared either by, or under the direct supervision of, the undersigned.
2. **That** the technical data supplied with the application was taken under my direction and supervision.
3. **That** the data was obtained on representative units, randomly selected.
4. **That**, to the best of my knowledge and belief, the facts set forth in the application and accompanying technical data are true and correct.

Certifying Engineer:



Hoosamuddin S. Bandukwala, Lab Director