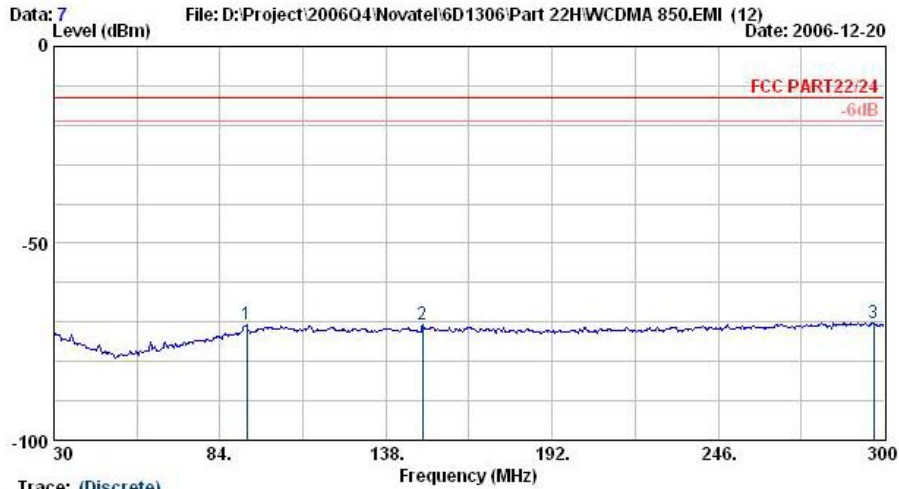


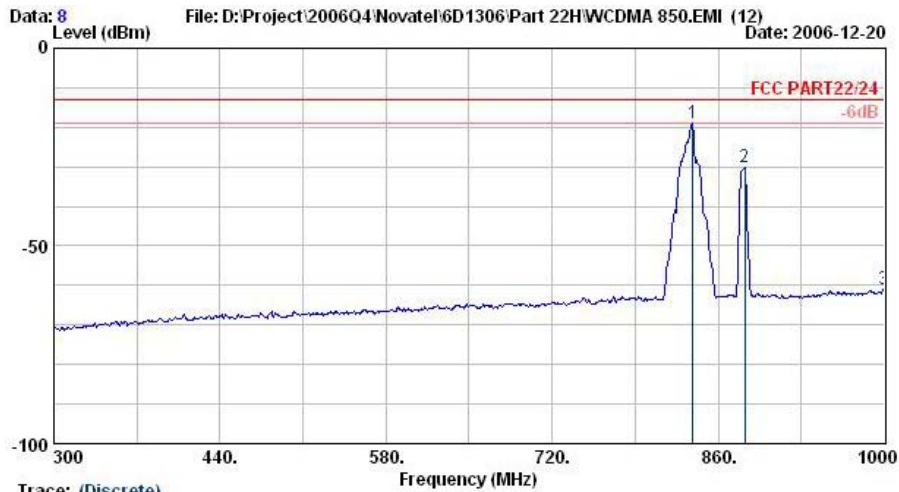


Vertical Polarization



Trace: (Discrete)  
 Site : 0SCH06-HY  
 Condition : LP-SPURIOUS VERTICAL  
 EUT :  
 Module :  
 Power : Dummy Battery (3.3Vdc)  
 Model : FG 6D1306  
 Mode : WCDMA 850 Link Mode;Ch4182

	Freq MHz	Level dBm	Over Limit dB	Limit Line dBm	Read Level dBm	Factor dB	Remark
1	92.6	-70.73	-57.73	-13.00	-62.06	-8.67	Peak
2	149.9	-70.67	-57.67	-13.00	-62.53	-8.14	Peak
3	296.5	-70.21	-57.21	-13.00	-63.69	-6.52	Peak



Trace: (Discrete)  
 Site : 0SCH06-HY  
 Condition : LP-SPURIOUS VERTICAL  
 EUT :  
 Module :  
 Power : Dummy Battery (3.3Vdc)  
 Model : FG 6D1306  
 Mode : WCDMA 850 Link Mode;Ch4182

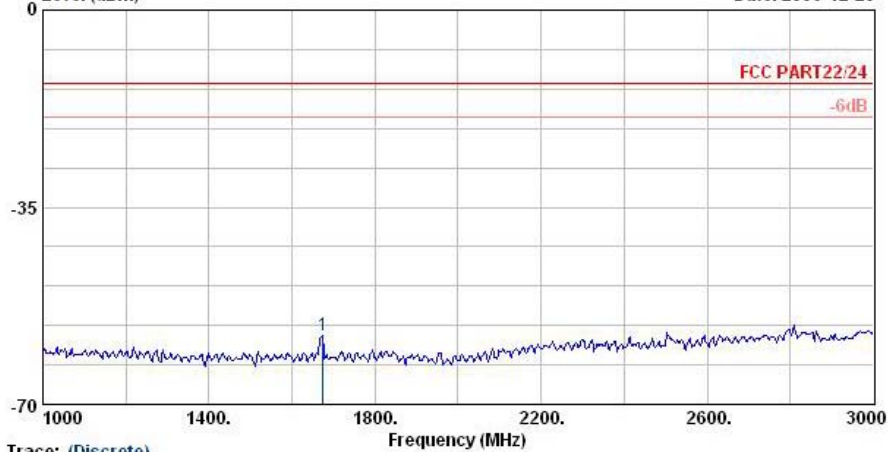
	Freq MHz	Level dBm	Over Limit dB	Limit Line dBm	Read Level dBm	Factor dB	Remark
1 @	838.3	-18.95			-20.32	1.37	Peak
2 @	882.4	-30.16			-31.89	1.73	Peak
3	1000.0	-61.05	-48.05	-13.00	-63.71	2.66	Peak

Remark:

- 1. #1: MS Signal
- 2. #2: BS Signal



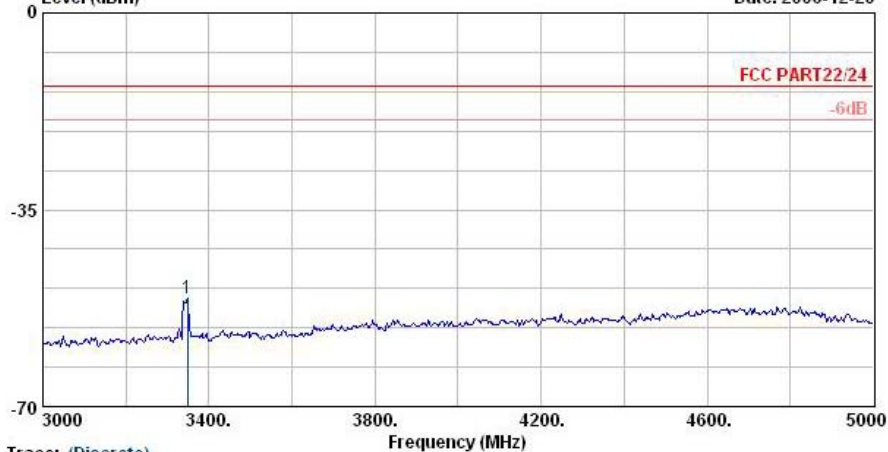
Data: 9 File: D:\Project\2006Q4\Novatel\6D1306\Part 22H\WCDMA 850.EMI (12) Date: 2006-12-20



Trace: (Discrete)
Site : 03CH06-HY
Condition : HF-SPURIOUS VERTICAL
EUT : Module
Power : Dummy Battery (3.3Vdc)
Model : FG 6D1306
Mode : WCDMA 850 Link Mode;Ch4182

Table with 7 columns: Freq, Level, Over Limit, Limit Line, Read Level, Factor, Remark. Row 1: 1674.0, -57.75, -44.75, -13.00, -57.27, -0.48, Peak

Data: 10 File: D:\Project\2006Q4\Novatel\6D1306\Part 22H\WCDMA 850.EMI (12) Date: 2006-12-20



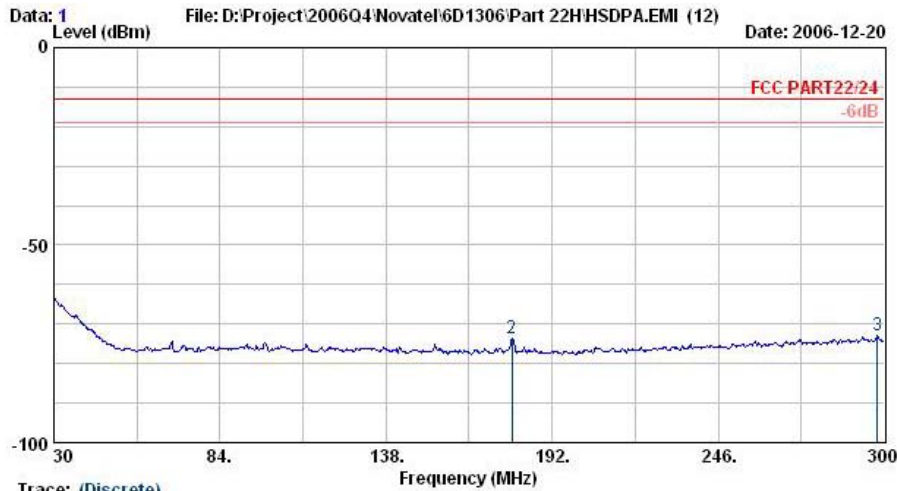
Trace: (Discrete)
Site : 03CH06-HY
Condition : HF-SPURIOUS VERTICAL
EUT : Module
Power : Dummy Battery (3.3Vdc)
Model : FG 6D1306
Mode : WCDMA 850 Link Mode;Ch4182

Table with 7 columns: Freq, Level, Over Limit, Limit Line, Read Level, Factor, Remark. Row 1: 1 @ 3348.0, -50.69, -37.69, -13.00, -55.15, 4.47, Peak

Remark : There is no more obvious emission except the listings above.

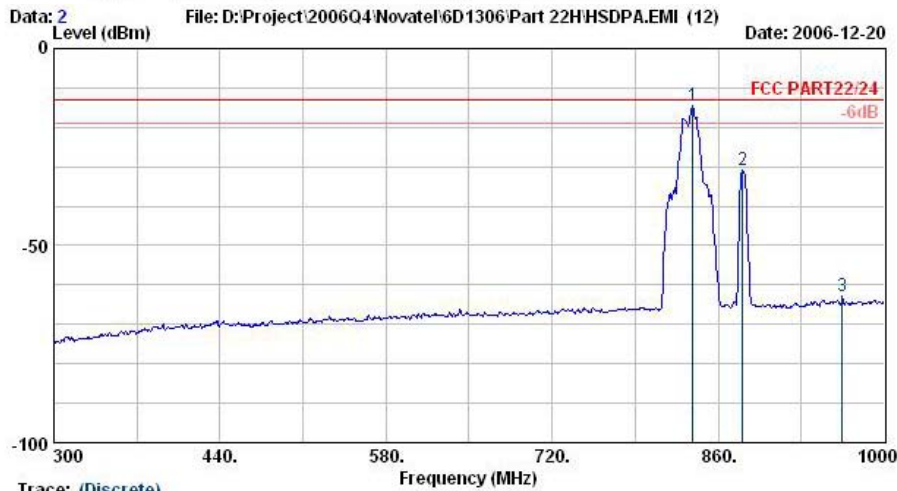


4.6.5.6 Mode 6  
Horizontal Polarization



Trace: (Discrete)  
 Site : 03CH06-HY  
 Condition : LF-SPURIOUS HORIZONTAL  
 EUT :  
 Module :  
 Power : Dummy Battery (3.3Vdc)  
 Model : FG 6D1306  
 Mode : HSDPA Link Mode;Ch4182

	Freq	Level	Over	Limit	Read		
	MHz	dBm	Limit	Line	Level	Factor	Remark
			dB	dBm	dBm	dB	
1	30.0	-63.31	-50.31	-13.00	-63.67	0.36	Peak
2	179.0	-73.50	-60.50	-13.00	-60.35	-13.16	Peak
3	297.8	-72.80	-59.80	-13.00	-62.79	-10.01	Peak



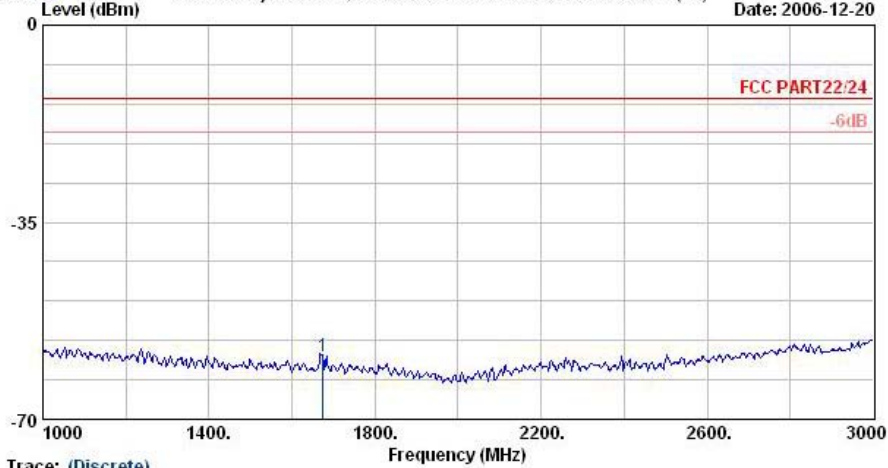
Trace: (Discrete)  
 Site : 03CH06-HY  
 Condition : LF-SPURIOUS HORIZONTAL  
 EUT :  
 Module :  
 Power : Dummy Battery (3.3Vdc)  
 Model : FG 6D1306  
 Mode : HSDPA Link Mode;Ch4182

	Freq	Level	Over	Limit	Read		
	MHz	dBm	Limit	Line	Level	Factor	Remark
			dB	dBm	dBm	dB	
1 @	838.3	-14.67			-13.35	-1.32	Peak
2 @	880.3	-30.97			-30.06	-0.91	Peak
3	964.3	-62.92	-49.92	-13.00	-62.82	-0.11	Peak

Remark:  
 1. #1: MS Signal  
 2. #2: BS Signal



Data: 3 File: D:\Project\2006Q4\Novatel\6D1306\Part 22\HSDPA.EMI (12) Date: 2006-12-20

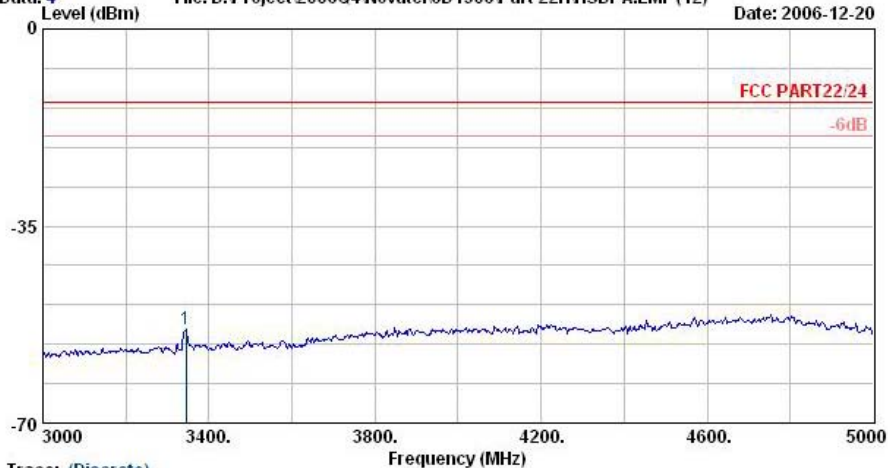


Trace: (Discrete)

Site : 03CH06-HY  
 Condition : HF-SPURIOUS HORIZONTAL  
 EUT : Module  
 Power : Dummy Battery (3.3Vdc)  
 Model : FG 6D1306  
 Mode : HSDPA Link Mode;Ch4182

	Freq	Level	Over	Limit	Read		
	MHz	dBm	Limit	Line	Level	Factor	Remark
			dB	dBm	dBm	dB	
1	1674.0	-58.77	-45.77	-13.00	-58.99	0.22	Peak

Data: 4 File: D:\Project\2006Q4\Novatel\6D1306\Part 22\HSDPA.EMI (12) Date: 2006-12-20



Trace: (Discrete)

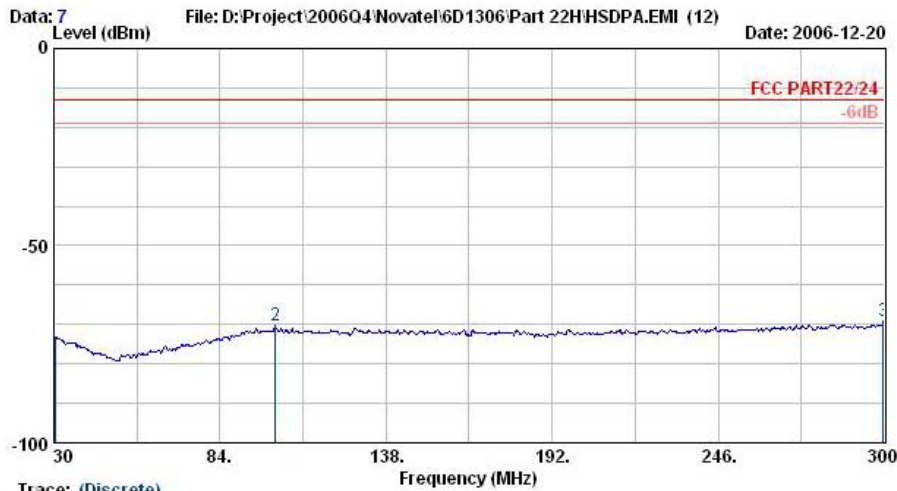
Site : 03CH06-HY  
 Condition : HF-SPURIOUS HORIZONTAL  
 EUT : Module  
 Power : Dummy Battery (3.3Vdc)  
 Model : FG 6D1306  
 Mode : HSDPA Link Mode;Ch4182

	Freq	Level	Over	Limit	Read		
	MHz	dBm	Limit	Line	Level	Factor	Remark
			dB	dBm	dBm	dB	
1 @	3344.0	-53.24	-40.24	-13.00	-58.64	5.41	Peak

Remark : There is no more obvious emission except the listings above.

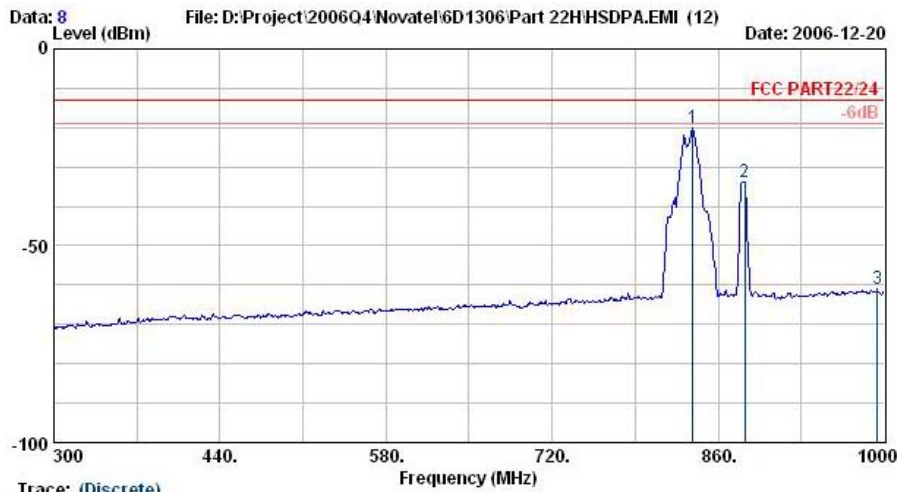


Vertical Polarization



Trace: (Discrete)  
 Site : 03CH06-HY  
 Condition : LP-SPURIOUS VERTICAL  
 EUT :  
 Module :  
 Power : Dummy Battery (3.3Vdc)  
 Model : FG 6D1306  
 Mode : HSDPA Link Mode;Ch4182

	Freq	Level	Over	Limit	Read	Factor	Remark
	MHz	dBm	Limit	Line	Level	dB	
1	30.3	-73.07	-60.07	-13.00	-64.00	-9.07	Peak
2	102.1	-70.31	-57.31	-13.00	-62.60	-7.71	Peak
3	299.7	-69.26	-56.26	-13.00	-62.80	-6.46	Peak



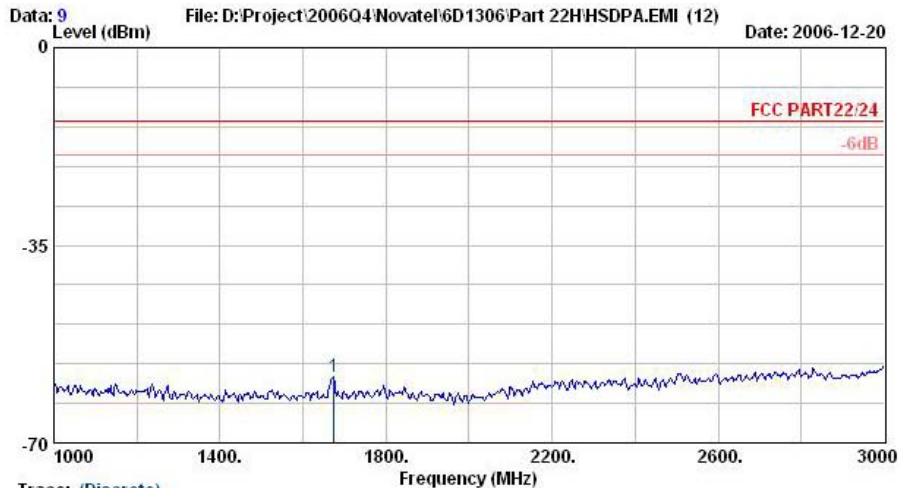
Trace: (Discrete)  
 Site : 03CH06-HY  
 Condition : LP-SPURIOUS VERTICAL  
 EUT :  
 Module :  
 Power : Dummy Battery (3.3Vdc)  
 Model : FG 6D1306  
 Mode : HSDPA Link Mode;Ch4182

	Freq	Level	Over	Limit	Read	Factor	Remark
	MHz	dBm	Limit	Line	Level	dB	
1 @	838.3	-19.98			-21.35	1.37	Peak
2 @	882.4	-33.71			-35.43	1.73	Peak
3	994.4	-61.12	-48.12	-13.00	-63.73	2.61	Peak

Remark:

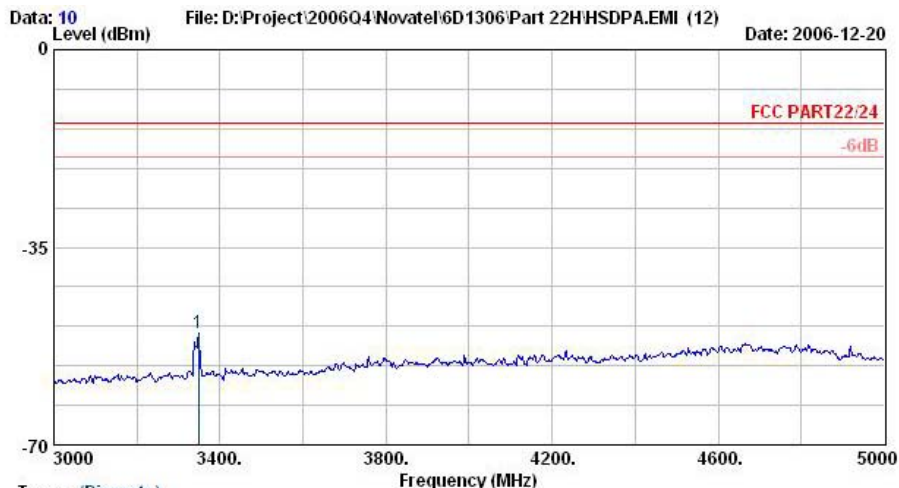
- 1. #1: MS Signal
- 2. #2: BS Signal





Trace: (Discrete)  
 Site : 0SCH06-HY  
 Condition : HF-SPURIOUS VERTICAL  
 EUT : Module  
 Power : Dummy Battery (3.3Vdc)  
 Model : FG 6D1306  
 Mode : HSDPA Link Mode;Ch4182

	Freq	Level	Over	Limit	Read	
	MHz	dBm	Limit	Line	Level	Factor Remark
			dB	dBm	dBm	dB
1 @	1674.0	-58.41	-45.41	-13.00	-57.93	-0.48 Peak



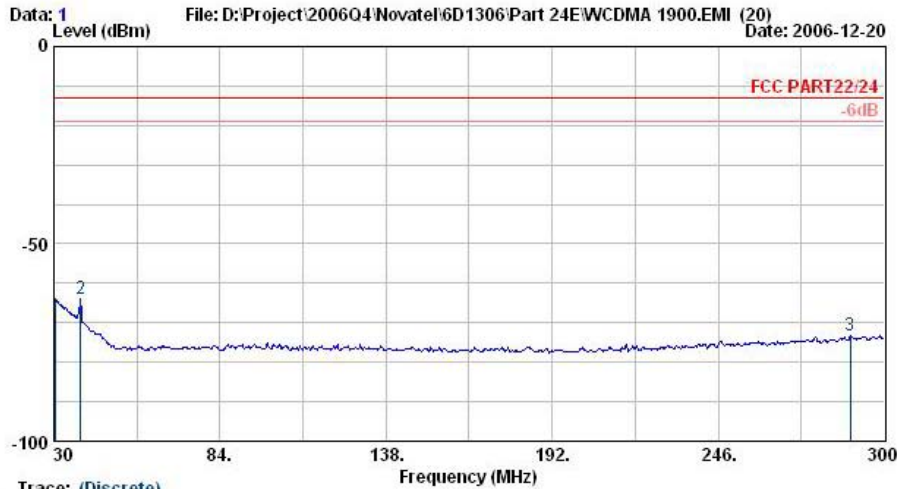
Trace: (Discrete)  
 Site : 0SCH06-HY  
 Condition : HF-SPURIOUS VERTICAL  
 EUT : Module  
 Power : Dummy Battery (3.3Vdc)  
 Model : FG 6D1306  
 Mode : HSDPA Link Mode;Ch4182

	Freq	Level	Over	Limit	Read	
	MHz	dBm	Limit	Line	Level	Factor Remark
			dB	dBm	dBm	dB
1 @	3348.0	-50.31	-37.31	-13.00	-54.77	4.47 Peak

Remark : There is no more obvious emission except the listings above.

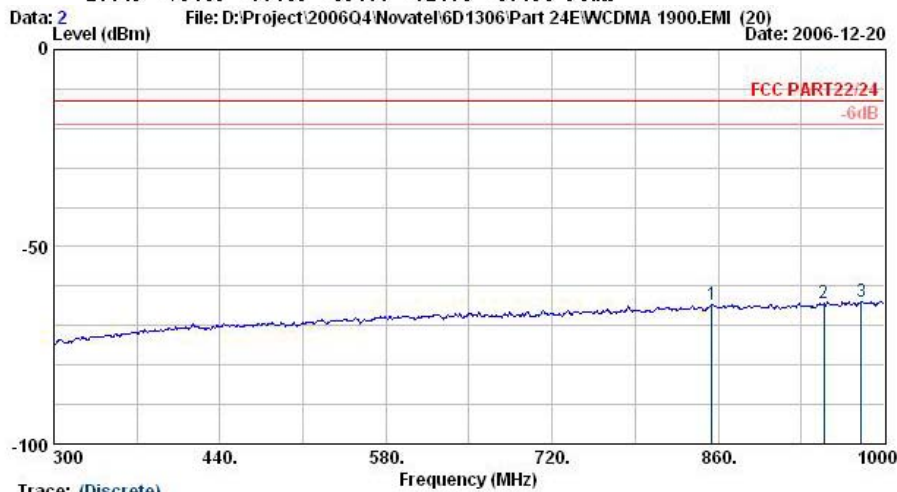


4.6.5.7 Mode 7  
Horizontal Polarization



Trace: (Discrete)  
 Site : 0SCH06-HY  
 Condition : LP-SPURIOUS HORIZONTAL  
 EUT :  
 Module :  
 Power : Dummy Battery (3.3Vdc)  
 Model : FG 6D1306  
 Mode : WCDMA 1900 Link Mode,Ch9400

	Freq	Level	Over	Limit	Read		
	MHz	dBm	dB	dBm	dBm	dB	Remark
1	30.3	-63.89	-50.89	-13.00	-64.25	0.36	Peak
2	38.6	-63.94	-50.94	-13.00	-58.82	-5.12	Peak
3	288.9	-73.13	-60.13	-13.00	-62.81	-10.31	Peak

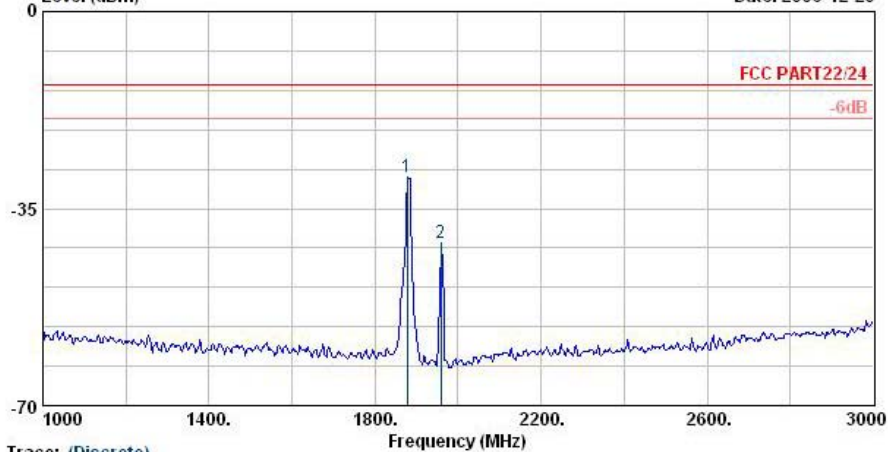


Trace: (Discrete)  
 Site : 0SCH06-HY  
 Condition : LP-SPURIOUS HORIZONTAL  
 EUT :  
 Module :  
 Power : Dummy Battery (3.3Vdc)  
 Model : FG 6D1306  
 Mode : WCDMA 1900 Link Mode,Ch9400

	Freq	Level	Over	Limit	Read		
	MHz	dBm	dB	dBm	dBm	dB	Remark
1	854.4	-64.76	-51.76	-13.00	-63.59	-1.17	Peak
2	948.9	-64.43	-51.43	-13.00	-64.17	-0.26	Peak
3	980.4	-63.84	-50.84	-13.00	-63.89	0.05	Peak



Data: 3 Level (dBm) File: D:\Project\2006Q4\Novatel\6D1306\Part 24E\WCDMA 1900.EMI (20) Date: 2006-12-20



Trace: (Discrete)

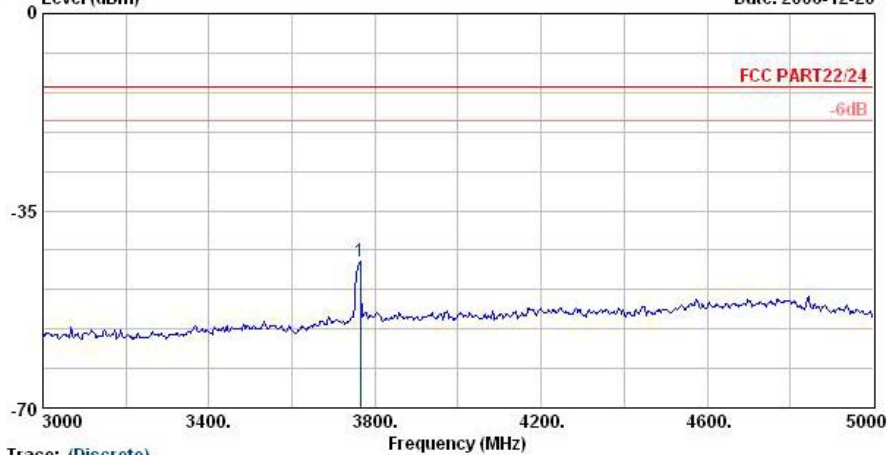
Site : 03CH06-HY  
 Condition : HF-SPURIOUS HORIZONTAL  
 EUT :  
 Module :  
 Power : Dummy Battery (3.3Vdc)  
 Model : FG 6D1306  
 Mode : WCDMA 1900 Link Mode,Ch9400

	Freq	Level	Over	Limit	Read	Factor	Remark
	MHz	dBm	dB	dBm	dBm	dB	
1 @	1878.0	-29.34			-28.83	-0.51	Peak
2 @	1958.0	-41.21			-40.10	-1.11	Peak

Remark:

- #1: MS Signal
- #2: BS Signal

Data: 4 Level (dBm) File: D:\Project\2006Q4\Novatel\6D1306\Part 24E\WCDMA 1900.EMI (20) Date: 2006-12-20

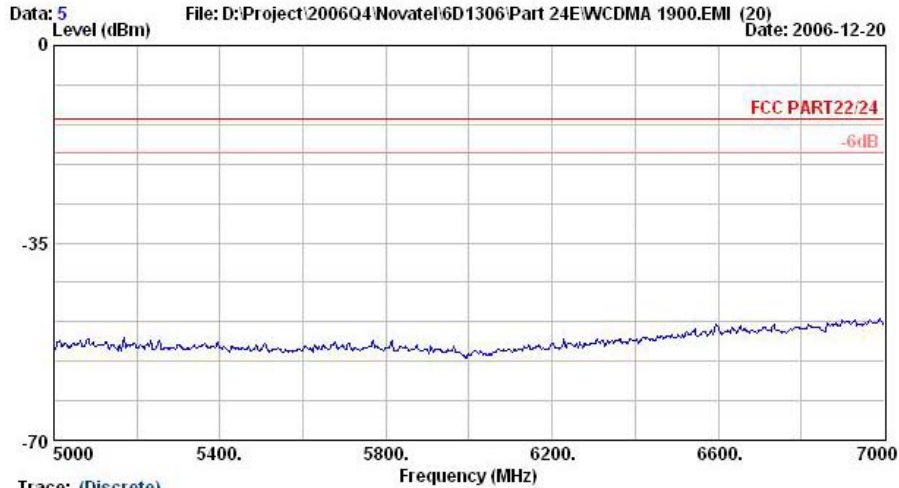


Trace: (Discrete)

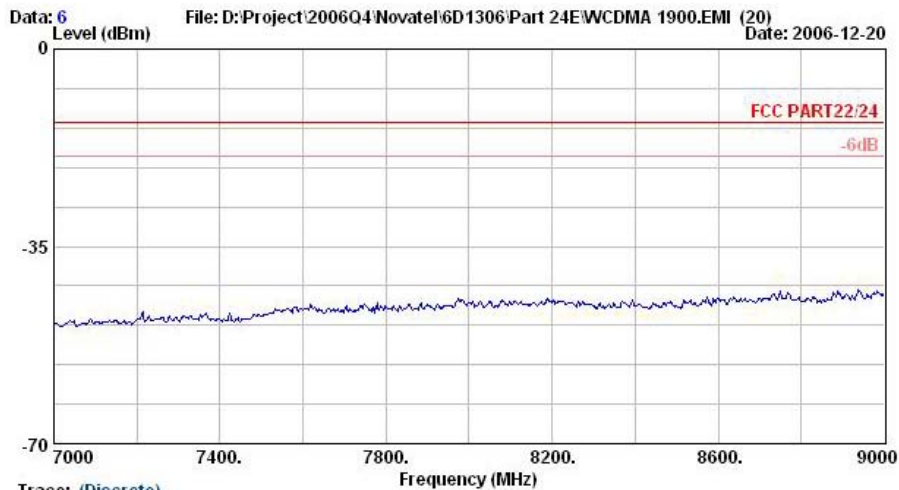
Site : 03CH06-HY  
 Condition : HF-SPURIOUS HORIZONTAL  
 EUT :  
 Module :  
 Power : Dummy Battery (3.3Vdc)  
 Model : FG 6D1306  
 Mode : WCDMA 1900 Link Mode,Ch9400

	Freq	Level	Over	Limit	Read	Factor	Remark
	MHz	dBm	dB	dBm	dBm	dB	
1 @	3764.0	-43.86	-30.86	-13.00	-51.78	7.92	Peak





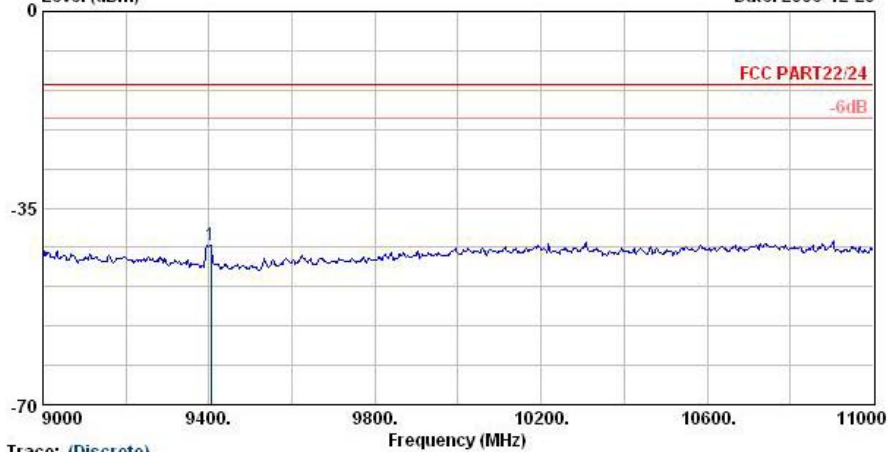
Trace: (Discrete)  
Site : 08CH06-HY  
Condition : HF-SPURIOUS HORIZONTAL  
EUT : Module  
Power : Dummy Battery (3.3Vdc)  
Model : FG 6D1306  
Mode : WCDMA 1900 Link Mode;Ch9400



Trace: (Discrete)  
Site : 08CH06-HY  
Condition : HF-SPURIOUS HORIZONTAL  
EUT : Module  
Power : Dummy Battery (3.3Vdc)  
Model : FG 6D1306  
Mode : WCDMA 1900 Link Mode;Ch9400



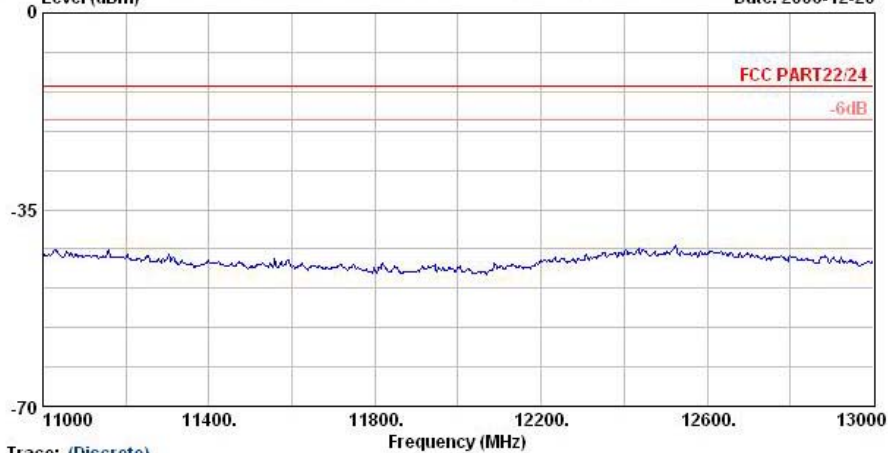
Data: 7 Level (dBm) File: D:\Project\2006Q4\Novatel\6D1306\Part 24E\WCDMA 1900.EMI (20) Date: 2006-12-20



Trace: (Discrete)  
 Site : 03CH06-HY  
 Condition : HF-SPURIOUS HORIZONTAL  
 EUT : Module  
 Power : Dummy Battery (3.3Vdc)  
 Model : FG 6D1306  
 Mode : WCDMA 1900 Link Mode;Ch9400

	Freq	Level	Over	Limit	Read	Factor	Remark
	MHz	dBm	dB	dBm	dBm	dB	
1 @	9404.0	-41.51	-28.51	-13.00	-59.62	18.10	Peak

Data: 8 Level (dBm) File: D:\Project\2006Q4\Novatel\6D1306\Part 24E\WCDMA 1900.EMI (20) Date: 2006-12-20

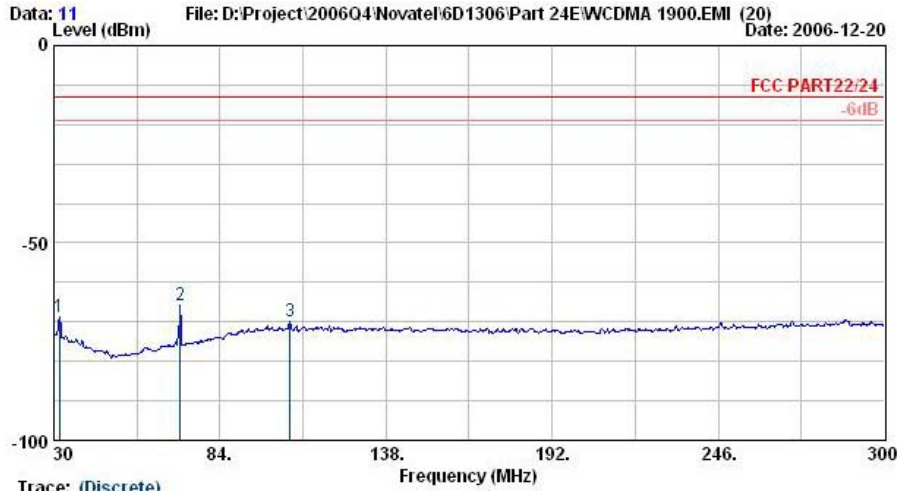


Trace: (Discrete)  
 Site : 03CH06-HY  
 Condition : HF-SPURIOUS HORIZONTAL  
 EUT : Module  
 Power : Dummy Battery (3.3Vdc)  
 Model : FG 6D1306  
 Mode : WCDMA 1900 Link Mode;Ch9400

Remark : There is no more obvious emission except the listings above.



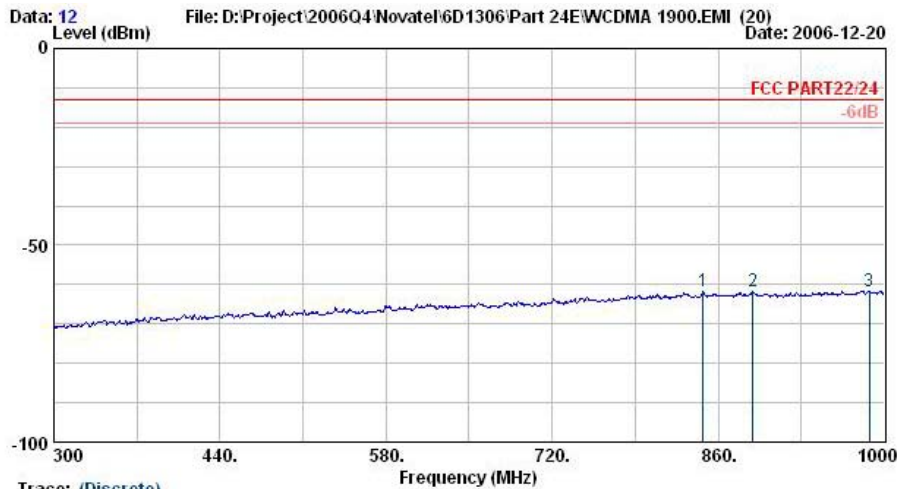
Vertical Polarization



Trace: (Discrete)

Site : 03CH06-HY  
 Condition : LF-SPURIOUS VERTICAL  
 EUT : Module  
 Power : Dummy Battery (3.3Vdc)  
 Model : FG 6D1306  
 Mode : WCDMA 1900 Link Mode;Ch9400

	Freq	Level	Over	Limit	Read	Factor	Remark
	MHz	dBm	dB	dBm	dBm	dB	
1	31.9	-68.83	-55.83	-13.00	-59.22	-9.62	Peak
2	71.0	-65.68	-52.68	-13.00	-53.80	-11.88	Peak
3	106.7	-69.92	-56.92	-13.00	-62.17	-7.75	Peak



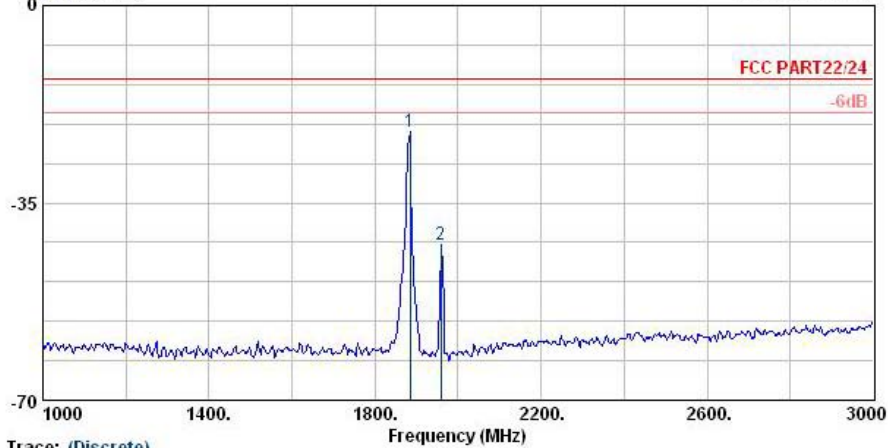
Trace: (Discrete)

Site : 03CH06-HY  
 Condition : LF-SPURIOUS VERTICAL  
 EUT : Module  
 Power : Dummy Battery (3.3Vdc)  
 Model : FG 6D1306  
 Mode : WCDMA 1900 Link Mode;Ch9400

	Freq	Level	Over	Limit	Read	Factor	Remark
	MHz	dBm	dB	dBm	dBm	dB	
1	847.4	-61.59	-48.59	-13.00	-63.04	1.45	Peak
2	889.4	-61.76	-48.76	-13.00	-63.54	1.78	Peak
3	987.4	-61.58	-48.58	-13.00	-64.14	2.56	Peak



Data: 13 File: D:\Project\2006Q4\Novatel\6D1306\Part 24E\WCDMA 1900.EMI (20) Date: 2006-12-20



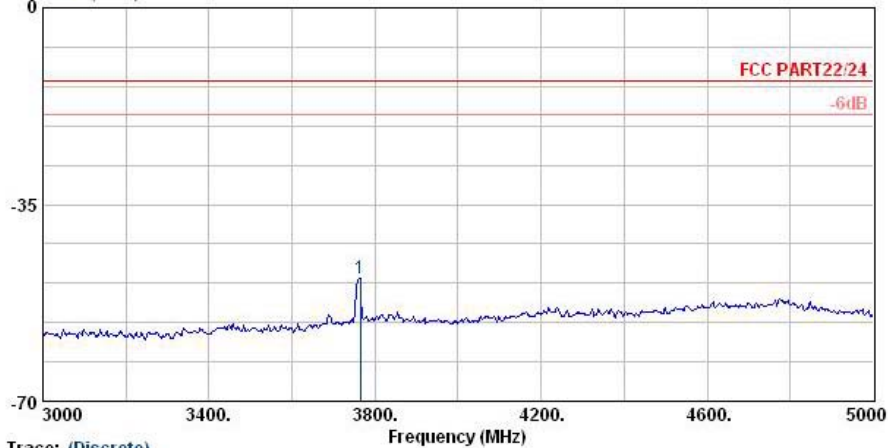
Trace: (Discrete)  
 Site : 03CH06-HY  
 Condition : HF-SPURIOUS VERTICAL  
 EUT :  
 Module :  
 Power : Dummy Battery (3.3Vdc)  
 Model : FG 6D1306  
 Mode : WCDMA 1900 Link Mode,Ch9400

	Freq	Level	Over	Limit	Read	Factor	Remark
	MHz	dBm	dB	dBm	dBm	dB	
1 @	1884.0	-22.31			-21.81	-0.50	Peak
2 @	1958.0	-42.52			-41.92	-0.60	Peak

Remark:

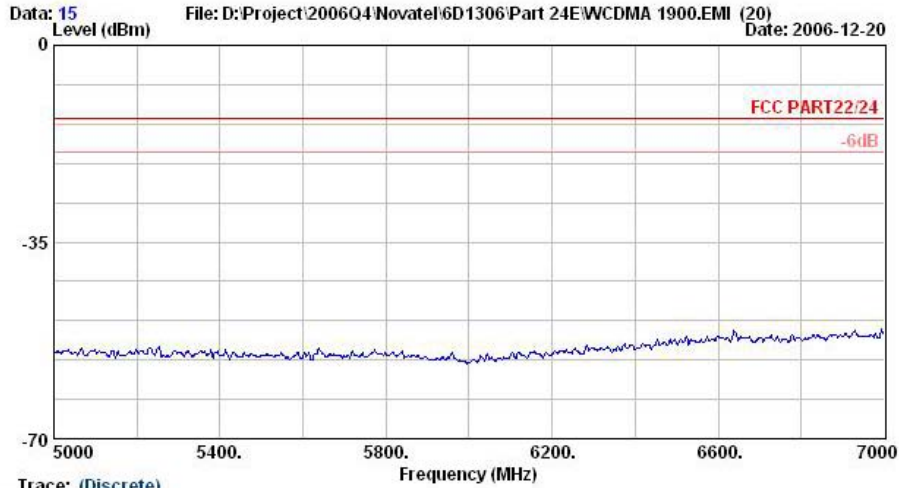
- #1: MS Signal
- #2: BS Signal

Data: 14 File: D:\Project\2006Q4\Novatel\6D1306\Part 24E\WCDMA 1900.EMI (20) Date: 2006-12-20

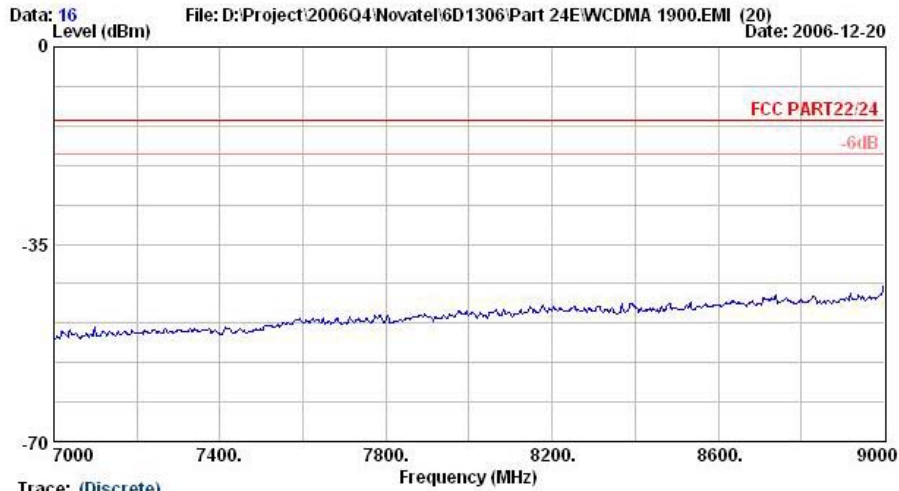


Trace: (Discrete)  
 Site : 03CH06-HY  
 Condition : HF-SPURIOUS VERTICAL  
 EUT :  
 Module :  
 Power : Dummy Battery (3.3Vdc)  
 Model : FG 6D1306  
 Mode : WCDMA 1900 Link Mode,Ch9400

	Freq	Level	Over	Limit	Read	Factor	Remark
	MHz	dBm	dB	dBm	dBm	dB	
1 @	3764.0	-48.13	-35.13	-13.00	-54.76	6.64	Peak



Trace: (Discrete)  
Site : 03CH06-HY  
Condition : HF-SPURIOUS VERTICAL  
EUT : Module  
Power : Dummy Battery (3.3Vdc)  
Model : FG 6D1306  
Mode : WCDMA 1900 Link Mode;Ch9400

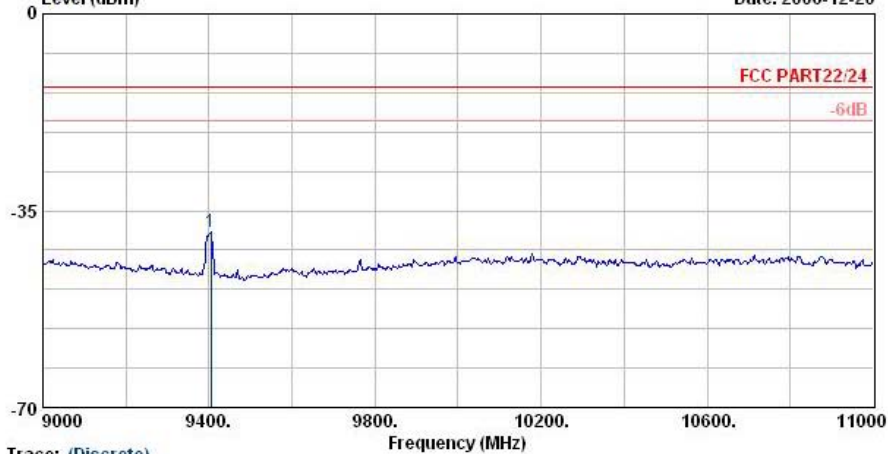


Trace: (Discrete)  
Site : 03CH06-HY  
Condition : HF-SPURIOUS VERTICAL  
EUT : Module  
Power : Dummy Battery (3.3Vdc)  
Model : FG 6D1306  
Mode : WCDMA 1900 Link Mode;Ch9400





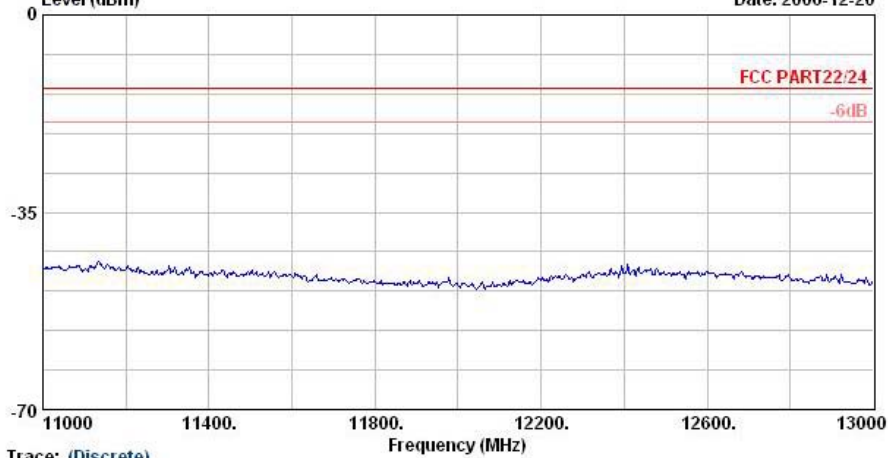
Data: 17 File: D:\Project\2006Q4\Novatel\6D1306\Part 24E\WCDMA 1900.EMI (20) Date: 2006-12-20



Trace: (Discrete)  
 Site : 03CH06-HY  
 Condition : HF-SPURIOUS VERTICAL  
 EUT : Module  
 Power : Dummy Battery (3.3Vdc)  
 Model : FG 6D1306  
 Mode : WCDMA 1900 Link Mode;Ch9400

	Freq	Level	Over	Limit	Read	Factor	Remark
	MHz	dBm	dB	dBm	dBm	dB	
1 @	9404.0	-38.80	-25.80	-13.00	-55.84	17.04	Peak

Data: 18 File: D:\Project\2006Q4\Novatel\6D1306\Part 24E\WCDMA 1900.EMI (20) Date: 2006-12-20

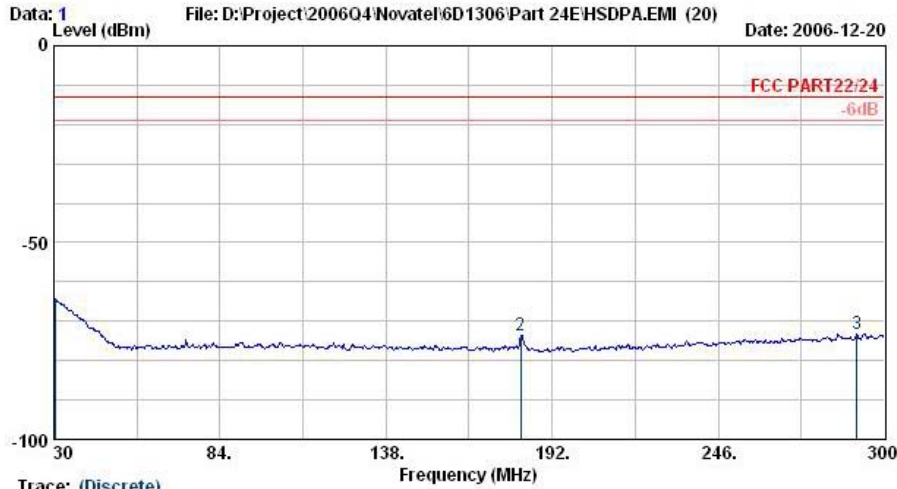


Trace: (Discrete)  
 Site : 03CH06-HY  
 Condition : HF-SPURIOUS VERTICAL  
 EUT : Module  
 Power : Dummy Battery (3.3Vdc)  
 Model : FG 6D1306  
 Mode : WCDMA 1900 Link Mode;Ch9400

Remark: There is no more obvious emission except the listings above.

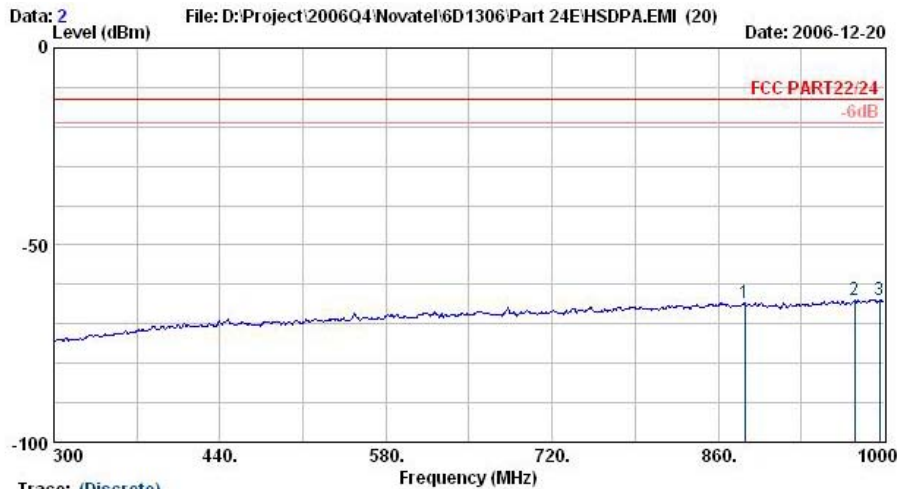


4.6.5.4 Mode 4  
Horizontal Polarization



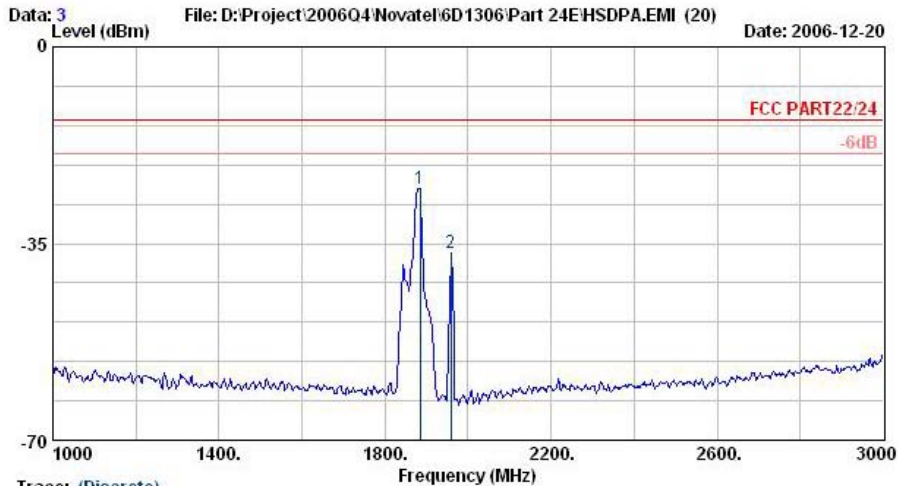
Trace: (Discrete)  
 Site : 03CH06-HY  
 Condition : LP-SPURIOUS HORIZONTAL  
 EUT :  
 Module :  
 Power : Dummy Battery (3.3Vdc)  
 Model : FG 6D1306  
 Mode : HSDPA Link Mode;CH9400

	Freq	Level	Over	Limit	Read		
	MHz	dBm	Limit	Line	Level	Factor	Remark
			dB	dBm	dBm	dB	
1	30.3	-64.26	-51.26	-13.00	-64.62	0.36	Peak
2	181.7	-73.77	-60.77	-13.00	-60.59	-13.18	Peak
3	291.1	-73.07	-60.07	-13.00	-62.82	-10.25	Peak



Trace: (Discrete)  
 Site : 03CH06-HY  
 Condition : LP-SPURIOUS HORIZONTAL  
 EUT :  
 Module :  
 Power : Dummy Battery (3.3Vdc)  
 Model : FG 6D1306  
 Mode : HSDPA Link Mode;CH9400

	Freq	Level	Over	Limit	Read		
	MHz	dBm	Limit	Line	Level	Factor	Remark
			dB	dBm	dBm	dB	
1	882.4	-64.63	-51.63	-13.00	-63.74	-0.89	Peak
2	974.8	-63.77	-50.77	-13.00	-63.77	0.00	Peak
3	995.8	-63.82	-50.82	-13.00	-64.02	0.20	Peak



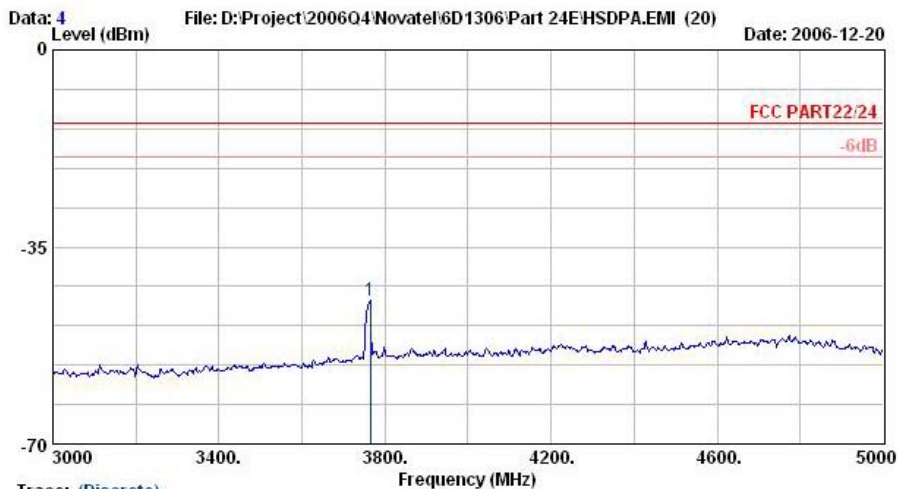
Trace: (Discrete)

Site : 03CH06-HY  
 Condition : HP-SPURIOUS HORIZONTAL  
 EUT :  
 Power : Dummy Battery (3.3Vdc)  
 Model : FG 6D1306  
 Mode : HSDPA Link Mode;Ch9400

	Freq	Level	Over	Limit	Read	Factor	Remark
	MHz	dBm	dB	dBm	dBm	dB	
1 @	1884.0	-25.22			-24.54	-0.68	Peak
2	1958.0	-36.71			-35.60	-1.11	Peak

Remark:

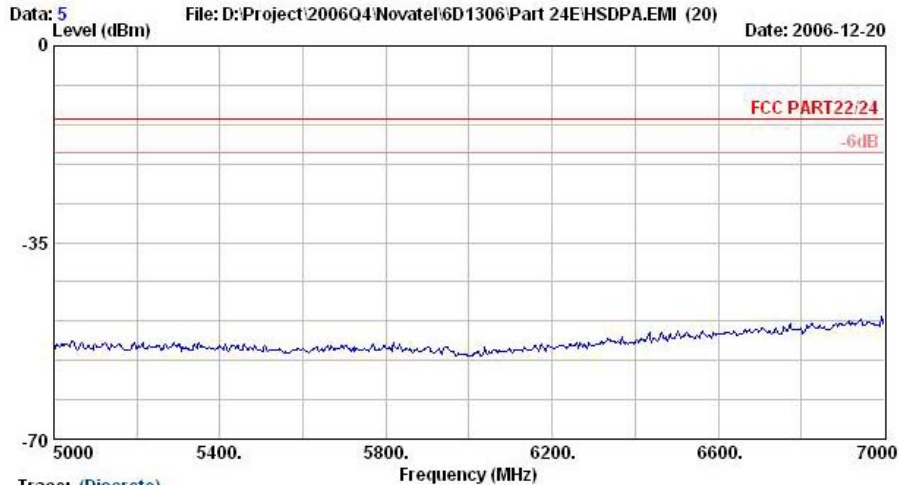
- #1: MS Signal
- #2: BS Signal



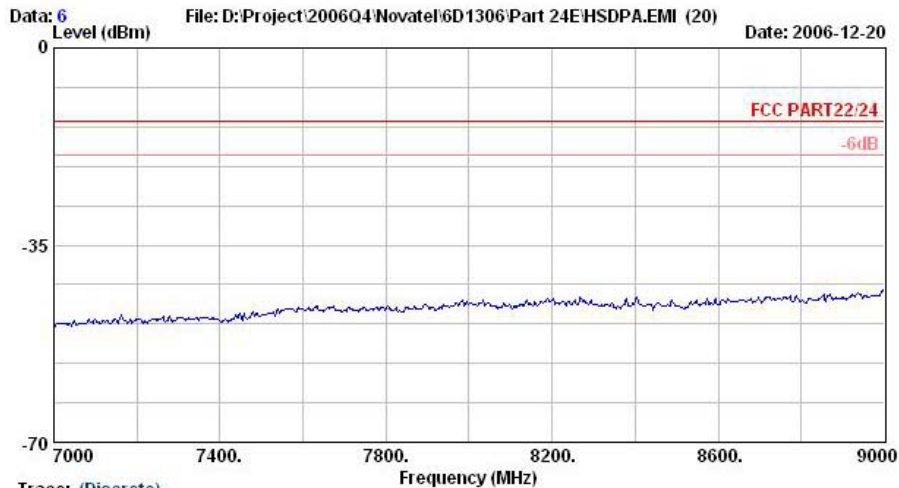
Trace: (Discrete)

Site : 03CH06-HY  
 Condition : HP-SPURIOUS HORIZONTAL  
 EUT :  
 Power : Dummy Battery (3.3Vdc)  
 Model : FG 6D1306  
 Mode : HSDPA Link Mode;Ch9400

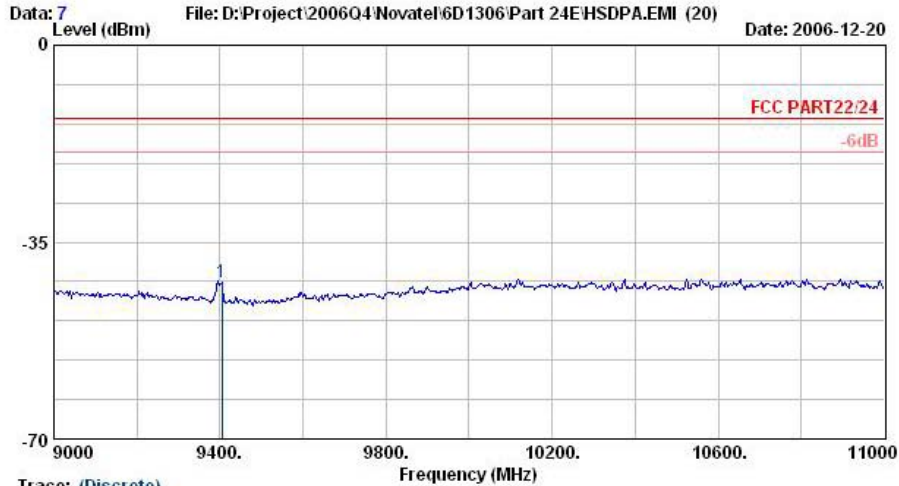
	Freq	Level	Over	Limit	Read	Factor	Remark
	MHz	dBm	dB	dBm	dBm	dB	
1	3764.0	-44.52	-31.52	-13.00	-52.44	7.92	Peak



Trace: (Discrete)  
Site : 03CH06-HY  
Condition : HP-SPURIOUS HORIZONTAL  
EUT : Module  
Power : Dummy Battery (3.3Vdc)  
Model : FG 6D1306  
Mode : HSDPA Link Mode;C19400

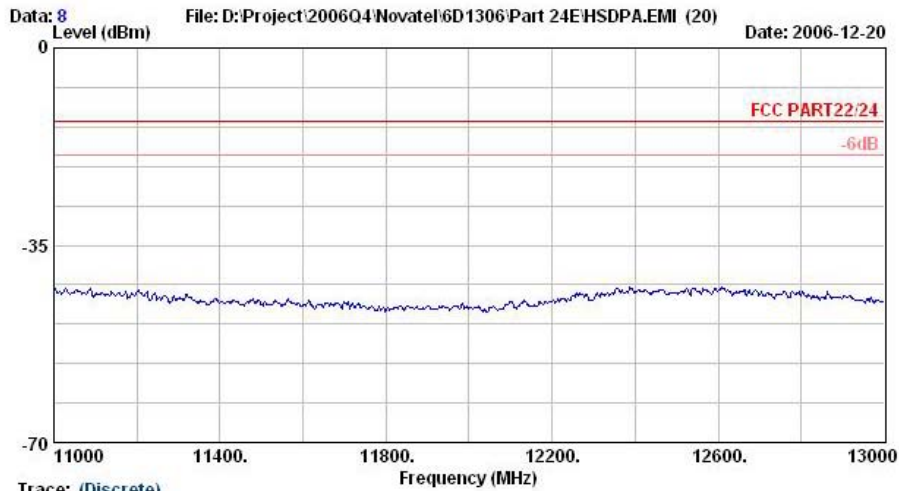


Trace: (Discrete)  
Site : 03CH06-HY  
Condition : HP-SPURIOUS HORIZONTAL  
EUT : Module  
Power : Dummy Battery (3.3Vdc)  
Model : FG 6D1306  
Mode : HSDPA Link Mode;C19400



Trace: (Discrete)  
 Site : 03CH06-HY  
 Condition : HF-SPURIOUS HORIZONTAL  
 EUT : Module  
 Power : Dummy Battery (3.3Vdc)  
 Model : FG 6D1306  
 Mode : HSDPA Link Mode;Ch9400

	Freq	Level	Over	Limit	Read	Factor	Remark
	MHz	dBm	dB	dBm	dBm	dB	
1	9404.0	-42.12	-29.12	-13.00	-60.23	18.10	Peak



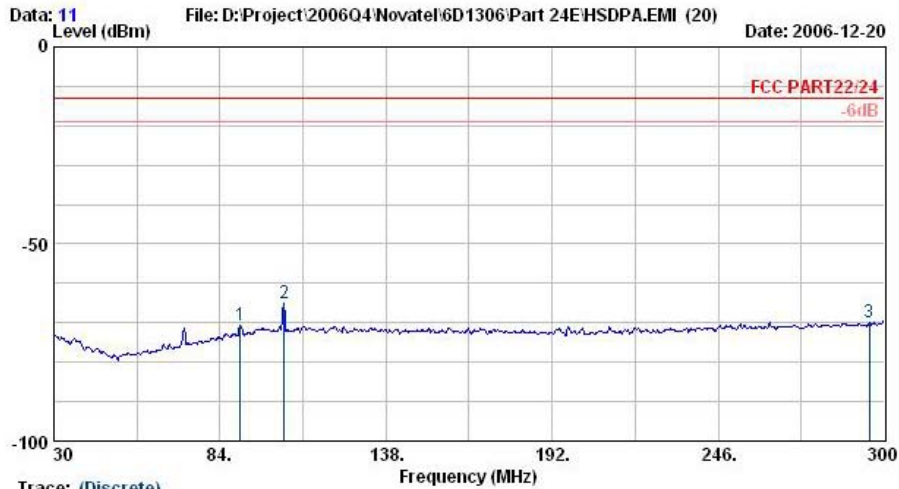
Trace: (Discrete)  
 Site : 03CH06-HY  
 Condition : HF-SPURIOUS HORIZONTAL  
 EUT : Module  
 Power : Dummy Battery (3.3Vdc)  
 Model : FG 6D1306  
 Mode : HSDPA Link Mode;Ch9400

Remark : There is no more obvious emission except the listings above.



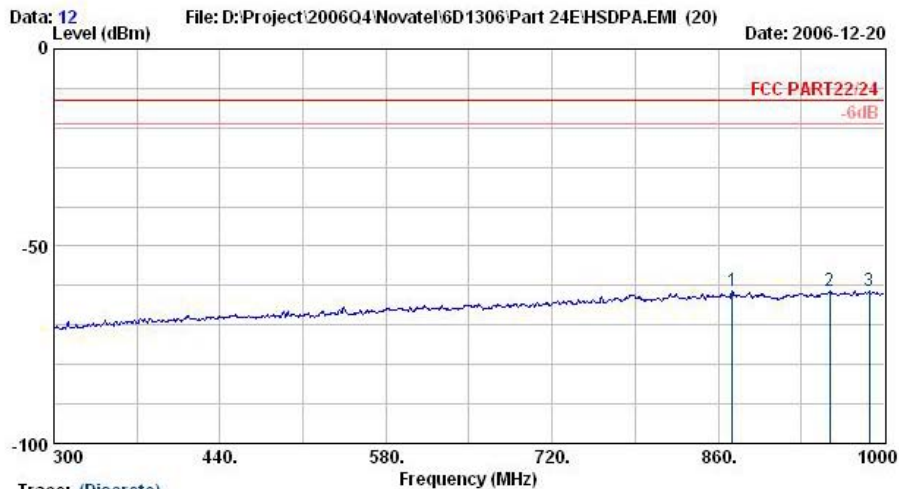


Vertical Polarization



Trace: (Discrete)  
 Site : 03CH06-HY  
 Condition : LP-SPURIOUS VERTICAL  
 EUT : Module  
 Power : Dummy Battery (3.3Vdc)  
 Model : FG 6D1306  
 Mode : HSDPA Link Mode;CA9400

	Freq	Level	Over	Limit	Read		
	MHz	dBm	Limit	Line	Level	Factor	Remark
			dB	dBm	dBm	dB	
1	90.5	-70.80	-57.80	-13.00	-61.71	-9.09	Peak
2	104.8	-64.91	-51.91	-13.00	-57.18	-7.73	Peak
3	295.1	-69.92	-56.92	-13.00	-63.35	-6.56	Peak

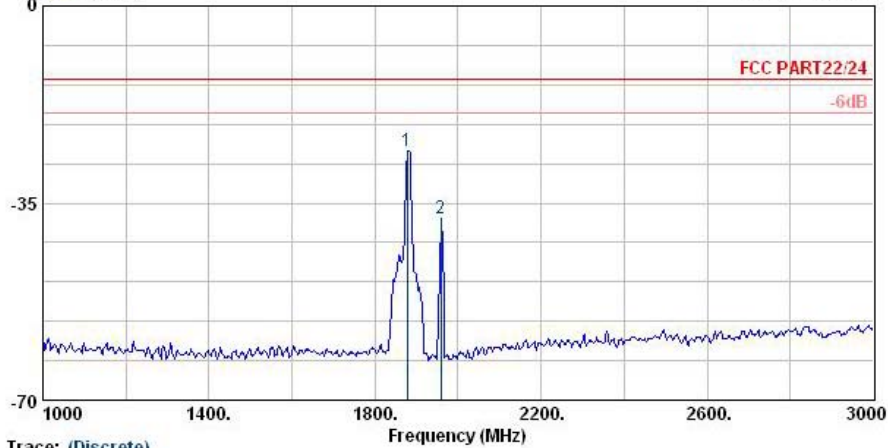


Trace: (Discrete)  
 Site : 03CH06-HY  
 Condition : LP-SPURIOUS VERTICAL  
 EUT : Module  
 Power : Dummy Battery (3.3Vdc)  
 Model : FG 6D1306  
 Mode : HSDPA Link Mode;CA9400

	Freq	Level	Over	Limit	Read		
	MHz	dBm	Limit	Line	Level	Factor	Remark
			dB	dBm	dBm	dB	
1	871.9	-61.26	-48.26	-13.00	-62.90	1.64	Peak
2	953.8	-61.48	-48.48	-13.00	-63.77	2.29	Peak
3	987.4	-61.44	-48.44	-13.00	-64.00	2.56	Peak



Data: 13 File: D:\Project\2006Q4\Novatel\6D1306\Part 24EHSDPA.EMI (20) Date: 2006-12-20



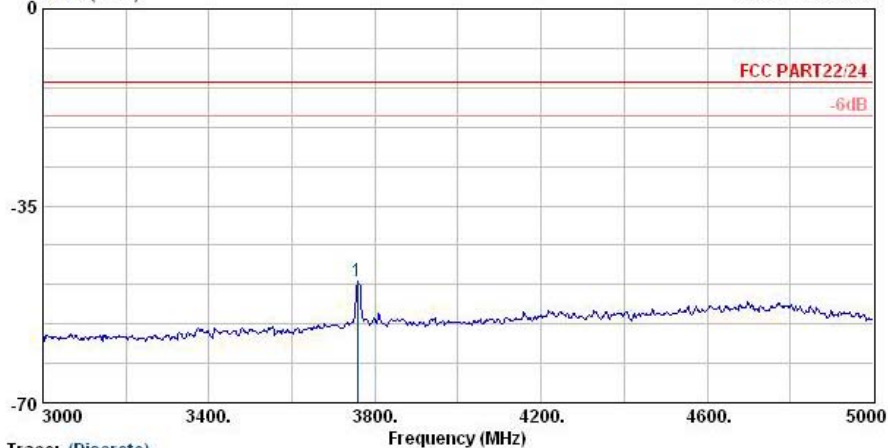
Trace: (Discrete)  
 Site : 03CH06-HY  
 Condition : HF-SPURIOUS VERTICAL  
 EUT :  
 Module :  
 Power : Dummy Battery (3.3Vdc)  
 Model : FG 6D1306  
 Mode : HSDPA Link Mode;Cl9400

	Freq	Level	Over	Limit	Read	Factor	Remark
	MHz	dBm	dB	dBm	dBm	dB	
1	1878.0	-25.68			-25.28	-0.40	Peak
2	1958.0	-37.62			-37.02	-0.60	Peak

Remark:

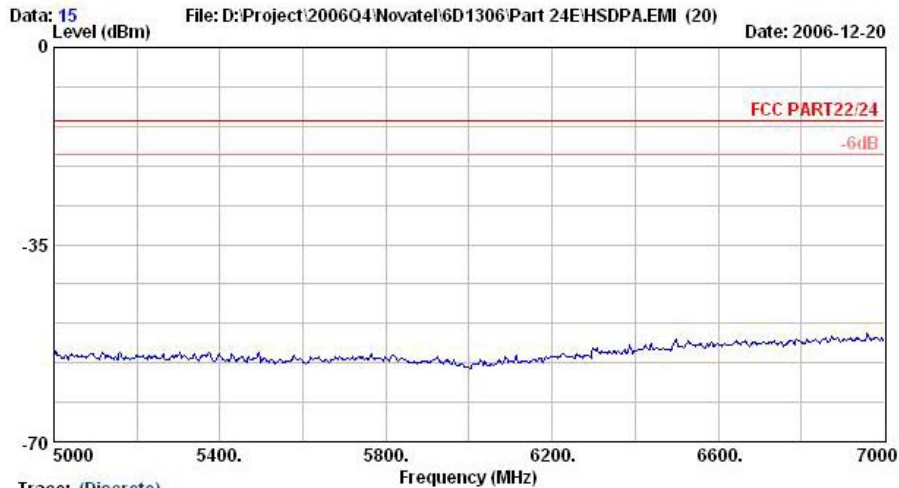
- #1: MS Signal
- #2: BS Signal

Data: 14 File: D:\Project\2006Q4\Novatel\6D1306\Part 24EHSDPA.EMI (20) Date: 2006-12-20

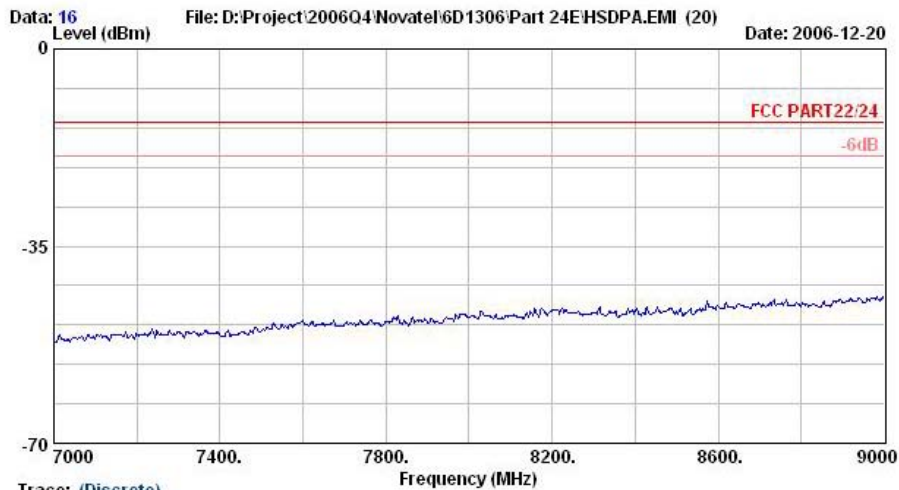


Trace: (Discrete)  
 Site : 03CH06-HY  
 Condition : HF-SPURIOUS VERTICAL  
 EUT :  
 Module :  
 Power : Dummy Battery (3.3Vdc)  
 Model : FG 6D1306  
 Mode : HSDPA Link Mode;Cl9400

	Freq	Level	Over	Limit	Read	Factor	Remark
	MHz	dBm	dB	dBm	dBm	dB	
1	3758.0	-48.44	-35.44	-13.00	-55.08	6.64	Peak



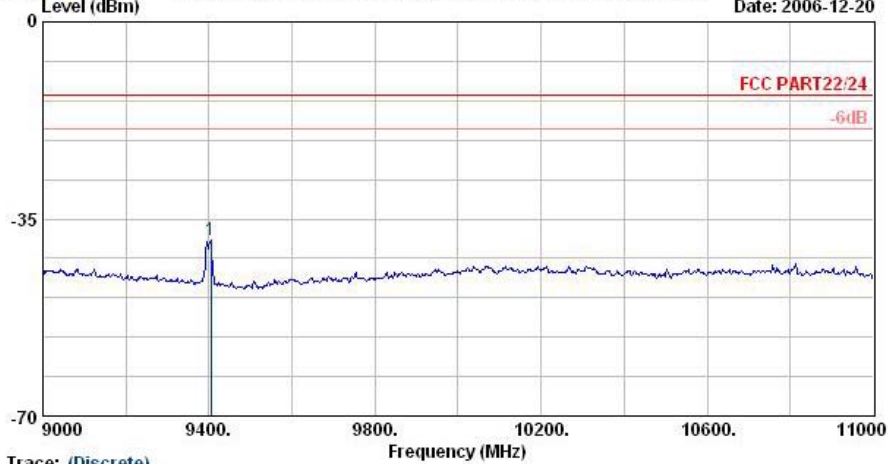
Site : 03CH06-HY  
Condition : HP-SPURIOUS VERTICAL  
EUT : Module  
Power : Dummy Battery (3.3Vdc)  
Model : FG 6D1306  
Mode : HSDPA Link Mode;Cl9400



Site : 03CH06-HY  
Condition : HP-SPURIOUS VERTICAL  
EUT : Module  
Power : Dummy Battery (3.3Vdc)  
Model : FG 6D1306  
Mode : HSDPA Link Mode;Cl9400



Data: 17 File: D:\Project\2006Q4\Novatel\6D1306\Part 24EHSDPA.EMI (20) Date: 2006-12-20

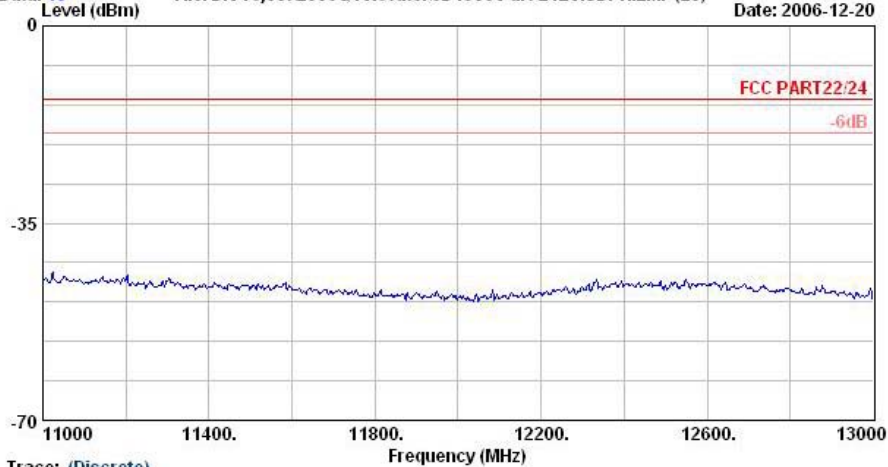


Trace: (Discrete)  
 Site : 08CH06-HY  
 Condition : HF-SPURIOUS VERTICAL  
 EUT : Module  
 Power : Dummy Battery (3.3Vdc)  
 Model : FG 6D1306  
 Mode : HSDPA Link Mode;Ch9400

Freq	Level	Over	Limit	Read	Factor	Remark
MHz	dBm	dB	dBm	dBm	dB	

1	9404.0	-38.81	-25.81	-13.00	-55.85	17.04 Peak
---	--------	--------	--------	--------	--------	------------

Data: 18 File: D:\Project\2006Q4\Novatel\6D1306\Part 24EHSDPA.EMI (20) Date: 2006-12-20



Trace: (Discrete)  
 Site : 08CH06-HY  
 Condition : HF-SPURIOUS VERTICAL  
 EUT : Module  
 Power : Dummy Battery (3.3Vdc)  
 Model : FG 6D1306  
 Mode : HSDPA Link Mode;Ch9400

Remark: There is no more obvious emission except the listings above.

## 4.7 Frequency Stability (Temperature Variation)

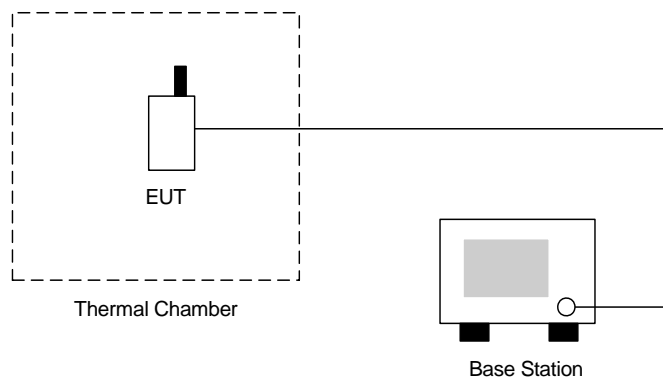
### 4.7.1 Measurement Instrument

As described in chapter 5 of this test report.

### 4.7.2 Test Procedure

1. The EUT and test equipment were set up as shown on the following section.
2. With all power removed, the temperature was decreased to  $-30^{\circ}\text{C}$  and permitted to stabilize for three hours. Power was applied and the maximum change in frequency was noted within one minute.
3. With power OFF, the temperature was raised in  $10^{\circ}\text{C}$  steps. The sample was permitted to stabilize at each step for at least one-half hour. Power was applied and the maximum frequency change was noted within one minute.
4. The temperature tests were performed for the worst case.
5. Test data was recorded.

### 4.7.3 Test Setup Layout







4.7.4 Test Result

▪ Test Mode : GSM850 (GSM) CH189

Temperature(°C)	Change (Hz)	Change (ppm)	Limit (ppm)	Result
-30	-49	-0.03	2.5	Passed
-20	38	0.02		
-10	-37	-0.02		
0	22	0.01		
10	28	0.01		
20	-32	-0.02		
30	-36	-0.02		
40	45	0.02		
50	-42	-0.02		

▪ Test Mode : GSM850 (EDGE) CH189

Temperature(°C)	Change (Hz)	Change (ppm)	Limit (ppm)	Result
-30	43	0.02	2.5	Passed
-20	-44	-0.02		
-10	38	0.02		
0	27	0.01		
10	24	0.01		
20	-33	-0.02		
30	-27	-0.01		
40	25	0.01		
50	38	0.02		

▪ Test Mode : PCS1900 (GSM) CH661

Temperature(°C)	Change (Hz)	Change (ppm)	Limit (ppm)	Result
-30	-53	-0.03	2.5	Passed
-20	47	0.02		
-10	-38	-0.02		
0	26	0.01		
10	28	0.01		
20	31	0.02		
30	-34	-0.02		
40	-38	-0.02		
50	44	0.02		



▪ Test Mode : PCS1900 (EDGE) CH661

Temperature(°C)	Change (Hz)	Change (ppm)	Limit (ppm)	Result
-30	-72	-0.04	2.5	Passed
-20	68	0.04		
-10	64	0.03		
0	-52	-0.03		
10	-55	-0.03		
20	-48	-0.03		
30	-43	-0.02		
40	45	0.02		
50	-46	-0.02		

▪ Test Mode : WCDMA Band V CH4182

Temperature(°C)	Change (Hz)	Change (ppm)	Limit (ppm)	Result
-30	56	0.03	2.5	Passed
-20	-42	-0.02		
-10	37	0.02		
0	24	0.01		
10	-22	-0.01		
20	36	0.02		
30	-28	-0.01		
40	-34	-0.02		
50	-42	-0.02		

▪ Test Mode : WCDMA Band V (HSDPA) CH4182

Temperature(°C)	Change (Hz)	Change (ppm)	Limit (ppm)	Result
-30	41	0.02	2.5	Passed
-20	33	0.02		
-10	-28	-0.01		
0	25	0.01		
10	-22	-0.01		
20	30	0.02		
30	33	0.02		
40	-40	-0.02		
50	-39	-0.02		



▪ Test Mode : WCDMA Band II CH9400

Temperature(°C)	Change (Hz)	Change (ppm)	Limit (ppm)	Result
-30	43	0.02	2.5	Passed
-20	33	0.02		
-10	-28	-0.01		
0	30	0.02		
10	25	0.01		
20	-20	-0.01		
30	-26	-0.01		
40	22	0.01		
50	-28	-0.01		

▪ Test Mode : WCDMA Band II (HSDPA) CH9400

Temperature(°C)	Change (Hz)	Change (ppm)	Limit (ppm)	Result
-30	50	0.03	2.5	Passed
-20	42	0.02		
-10	-44	-0.02		
0	36	0.02		
10	28	0.01		
20	-27	-0.01		
30	41	0.02		
40	-38	-0.02		
50	35	0.02		

### 4.8 Frequency Stability (Voltage Variation)

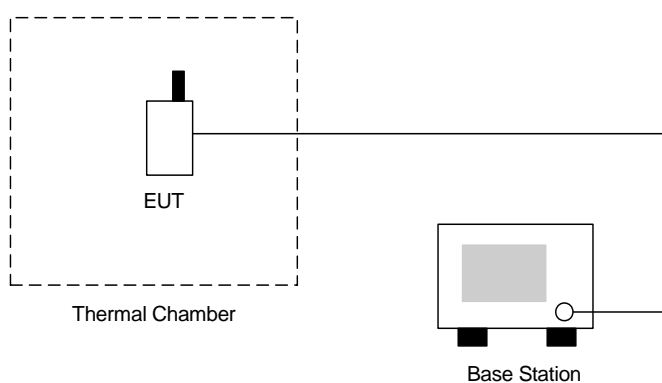
#### 4.8.1 Measurement Instrument

As described in chapter 5 of this test report.

#### 4.8.2 Test Procedure

1. The EUT was placed in a temperature chamber at  $25 \pm 5^{\circ}\text{C}$  and connected as the following section.
2. The power supply voltage to the EUT was varied from BEP to 115% of the nominal value measured at the input to the EUT.
3. The variation in frequency was measured for the worst case.

#### 4.8.3 Test Setup Layout



#### 4.8.4 Test Result

- Test Mode : GSM850 (GSM) CH189

Voltage(Volt)	Change (Hz)	Change (ppm)	Limit (ppm)	Result
3.3	-11.0	-0.01	2.5	Passed
BEP	8.0	0.00		
3.8	-17.0	-0.01		

- Test Mode : GSM850 (EDGE) CH189

Voltage(Volt)	Change (Hz)	Change (ppm)	Limit (ppm)	Result
3.3	-18.0	-0.01	2.5	Passed
BEP	25.0	0.01		
3.8	-22.0	-0.01		



- Test Mode : PCS1900 (GSM) CH661

Voltage(Volt)	Change (Hz)	Change (ppm)	Limit (ppm)	Result
3.3	30.0	0.02	2.5	Passed
BEP	27.0	0.01		
3.8	-31.0	-0.02		

- Test Mode : PCS1900 (EDGE) CH661

Voltage(Volt)	Change (Hz)	Change (ppm)	Limit (ppm)	Result
3.3	16.0	0.01	2.5	Passed
BEP	-19.0	-0.01		
3.8	20.0	0.01		

- Test Mode : WCDMA Band V CH4182

Voltage(Volt)	Change (Hz)	Change (ppm)	Limit (ppm)	Result
3.3	25.0	0.01	2.5	Passed
BEP	32.0	0.02		
3.8	-24.0	-0.01		

- Test Mode : WCDMA Band V (HSDPA) CH4182

Voltage(Volt)	Change (Hz)	Change (ppm)	Limit (ppm)	Result
3.3	25.0	0.01	2.5	Passed
BEP	13.0	0.01		
3.8	-14.0	-0.01		

- Test Mode : WCDMA Band II CH9400

Voltage(Volt)	Change (Hz)	Change (ppm)	Limit (ppm)	Result
3.3	23.0	0.01	2.5	Passed
BEP	-18.0	-0.01		
3.8	26.0	0.01		





- Test Mode : WCDMA Band II (HSDPA) CH9400

Voltage(Volt)	Change (Hz)	Change (ppm)	Limit (ppm)	Result
3.3	28.0	0.01	2.5	Passed
BEP	25.0	0.01		
3.8	-18.0	-0.01		

Remark:

1. Normal Voltage=3.3V.
2. Battery End Point (BEP)=2.9 V.



## 5 List of Measurement Equipments

Instrument	Manufacturer	Model No.	Serial No.	Characteristics	Calibration Date	Due Date	Remark
Spectrum analyzer	Agilent	E4408B	MY44211030	9KHz-26.5GHz	Oct. 05, 2006	Oct. 04, 2007	Radiation (03CH06-HY)
EMI Test Receiver	R&S	ESCS30	100356	9KHz-2.75GHz	Jul. 13, 2006	Jul. 12, 2007	Radiation (03CH06-HY)
Controller	INN-CO	CO2000	N/A	N/A	N/A	N/A	Radiation (03CH06-HY)
Bilog Antenna	SCHAFFNER	CBL6112B	2885	30MHz -2GHz	Nov. 20, 2006	Nov. 19, 2007	Radiation (03CH06-HY)
Horn Antenna	Com-Power	AH118	071025	1G-18G	Mar. 29, 2006	Mar. 28, 2007	Radiation (03CH06-HY)
SHF-EHF Horn	SCHWARZBECK	BBHA 9170	9170-249	14G - 40G	Nov. 20, 2006	Nov. 19, 2008	Radiation (03CH06-HY)
Pre Amplifier	Agilent	8449B	3008A01917	1G - 26.5G	Nov. 15, 2006	Nov. 14, 2007	Radiation (03CH06-HY)
Pre Amplifier	Mini Circuits	ZKL-2	D092004-1	10~2500MHz	Nov. 15, 2006	Nov. 14, 2007	Radiation (03CH06-HY)
Turn Table	INN-CO	DS2000	420/650/00	0 ~ 360 degree	N/A	N/A	Radiation (03CH06-HY)
Antenna Mast	INN-CO	MM3000	114/8000604/ L	1 m - 4 m	N/A	N/A	Radiation (03CH06-HY)



## 6 Uncertainty Evaluation

### Uncertainty of Radiated Emission Measurement (30MHz ~ 1000MHz)

Contribution	Uncertainty of $x_i$		$u(x_i)$
	dB	Probability Distribution	
Receiver reading	0.41	Normal(k=2)	0.21
Antenna factor calibration	0.83	Normal(k=2)	0.42
Cable loss calibration	0.25	Normal(k=2)	0.13
Pre Amplifier Gain calibration	0.27	Normal(k=2)	0.14
RCV/SPA specification	2.50	Rectangular	0.72
Antenna Factor Interpolation for Frequency	1.00	Rectangular	0.29
Site imperfection	1.43	Rectangular	0.83
Mismatch	+0.39/-0.41	U-shaped	0.28
<b>combined standard uncertainty Uc(y)</b>	<b>1.27</b>		
<b>Measuring uncertainty for a level of confidence of 95% U=2Uc(y)</b>	<b>2.54</b>		

### Uncertainty of Radiated Emission Measurement (1GHz ~ 40GHz)

Contribution	Uncertainty of $x_i$		$u(x_i)$	$C_i$	$C_i * u(x_i)$
	dB	Probability Distribution			
Receiver reading	±0.10	Normal(k=1)	0.10	1	0.10
Antenna factor calibration	±1.70	Normal(k=2)	0.85	1	0.85
Cable loss calibration	±0.50	Normal(k=2)	0.25	1	0.25
Receiver Correction	±2.00	Rectangular	1.15	1	1.15
Antenna Factor Directional	±1.50	Rectangular	0.87	1	0.87
Site imperfection	±2.80	Triangular	1.14	1	1.14
Mismatch Receiver VSWR $\Gamma_1 = 0.197$ Antenna VSWR $\Gamma_2 = 0.194$ Uncertainty = $20 \log(1 - \Gamma_1 * \Gamma_2 * \Gamma_3)$	+0.34/-0.35	U-shaped	0.244	1	0.244
<b>Combined standard uncertainty Uc(y)</b>	<b>2.36</b>				
<b>Measuring uncertainty for a level of confidence of 95% U=2Ue(y)</b>	<b>4.72</b>				

END OF TEST REPORT